



# Boulder County 2015 Coordinated Election Reconciliation Report

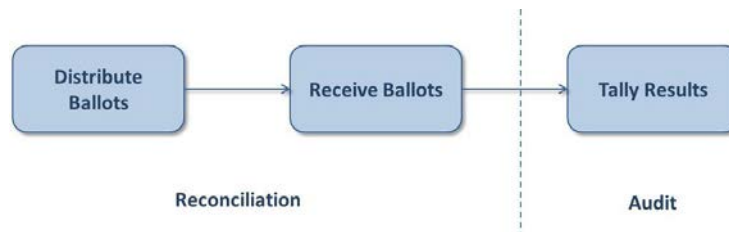
## November 18, 2015

### Overview

The primary duty of the Canvass Board is to ensure that the number of votes counted is equal to or less than number of ballots cast and that the number of ballots cast is equal to or less than the number of eligible voters (CRS 1-10-101.5). Secretary of State Rule 10 states that election details must be preserved, requiring tracking of issued ballots as well as voted ballots as they pass through the election processes.

It is from this foundation, that we are able to reconcile the election. This report will present both summary data regarding the overall election processes, as well as a detailed accounting of ballots on a precinct-by-precinct basis. This report summarizes the processes that provide evidence to allow for the Canvass Board to fulfil their statutory duty.

A high-level view of the election processes can be seen below:

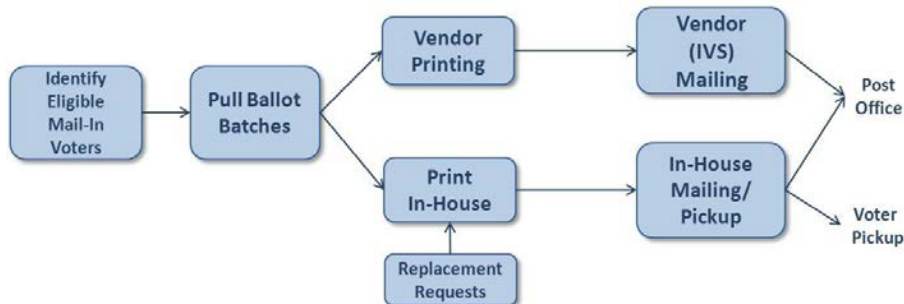


The reconciliation process primarily focuses on the distribution and reception of ballots, through the assignment of voter credit. Boulder County’s audit, the subject of a separate process and report, is the quality assurance procedure that checks the accuracy of the machine tally results. The audit and corresponding report assists the Canvass Board in their other duty, which is to certify the abstract of votes cast (election results).

### Ballot Distribution

#### Mail Ballots

Ballots are automatically sent to all active eligible voters. Eligible voters are the subset of voters that are active, registered in the county, reside in one of the jurisdictions on the ballot and are 18 years old or older on Election Day. The diagram below is an overview of the process of mailing ballots.



The Boulder County Elections Division uses a print/mailing vendor for majority of the mail ballots sent. We provide the vendor with ballot images and addressing information several weeks before ballots are to be mailed. However, during these weeks we receive and process numerous registration changes, some of which void ballots being processed by the vendor. When possible we attempt to find and secure those voided ballots. For this election voids were pulled 2 times, securing 2,477 voided ballots and reducing the number of mail-pieces managed by the vendor. In addition, 301 ballots were pulled for the purposes of hand-delivery to Health Care Facilities (HCFs). The vendor hand-off to the Post Office reflects these numbers. Final totals show that ballots reported being mailed by the vendor matched our expected-to-be-mailed counts.

**Vendor Batches**

	Batch Date	Original Number in Batch	LAT Ballots	Voided Ballots Returned from Vendor
Batch 03 - UOCAVA Mail	9/16	1,281		
Batch 04 - HCF	9/17	301		
Batch 05 - ID Required	9/17	382		2,477
Batch 06 - Regular	9/17	188,025	327	
Batch 23 - ID Supplemental	10/8	141		
Batch 24 - Reg Supplemental	10/8	3,663		
<b>Total For Printing:</b>		<b>193,793</b>		
<b>Ballots Picked Up from Vendor:</b>				
HCF Ballots		301		
LAT Ballots		327		
Voided Ballots		2,477		
UOCAVA Mail Ballots		1,281		
<b>Total Picked up from Vendor:</b>		<b>4,386</b>		
<b>Expected Vendor to Mail:</b>		<b>189,407</b>		
<b>Vendor/USPS Mail Receipt:</b>		<b>189,407</b>		
<b>Difference:</b>		<b>0</b>		

Attachment 1 provides a precinct-by-precinct accounting of ballots sent.

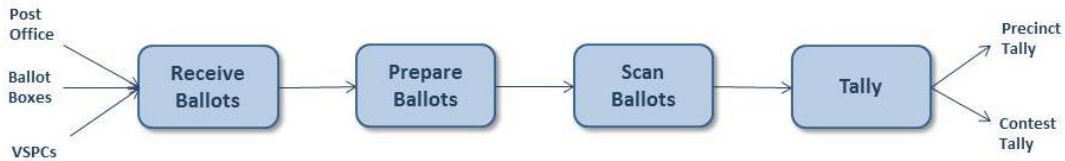
The majority of our mail ballots are printed and mailed through our vendor by the statutory deadline to mail ballots (no later than 18 days prior to the election). If a voter registers or changes their registration after lists and supplemental batches and voids are performed with our vendor, then that voter's ballot is printed in-house and taken directly to the local USPS facility to be mailed. This process of printing in-house and mailing ballots from our office continues until the statutory deadline of 8 days prior to the election. After such date, late registrants must visit a Voter Service and Polling Center (VSPC) to request a ballot.

During the course of the election, a total of 13,132 ballots were returned to the county by the USPS as undeliverable as of the date of this report.

## Ballots Received

Mail ballots are received through the Post Office, secure 24-hour ballot drop boxes, drop-off ballot boxes from Voter Service and Polling Centers, or from drive-by drop-off locations. These ballots are validated by Election Workers and either accepted or rejected, depending upon the envelope signature, and recorded accordingly in SCORE. Letters are sent to the voters with a rejected signature (or missing signature or missing ID), allowing them to "cure" their ballot envelope by returning a signed affidavit and returning a copy of their ID (due by the 8<sup>th</sup> day after the election). Only the ballots associated with accepted envelopes proceed through the process to scanning, resolution, and tallying.

Voted paper ballots from Voter Service and Polling Center (VSPC) locations arrive in separate ballot boxes from the mail-in ballots. Because the voters were already recorded in SCORE and had their ID verified at the VSPC locations, these ballots go directly to scanning, resolution, and tallying after being counted.



Attachment 2 provides an accounting of ballots received. The left hand portion of Attachment 2 shows the ballots received in SCORE by vote method.

### ***Provisional and Damaged Ballots***

Election Rule 10.4.1 (g) requires the reporting of the provisional ballot information below:

<b>Provisional Ballot Summary</b>	
Accepted:	1
Rejected:	0
<b>Provisional Ballot Total:</b>	<b>1</b>

Also required by rule 10.4.1(h) is the following summary information of damaged and spoiled ballots:

<b>Damaged/Spoiled Ballot Summary</b>	
Damaged (duplicated) Ballots:	76
Incomplete:	0
Spoiled Ballots from VSPCs:	64

### ***Tally Accounting***

Once the ballots are scanned, resolved and tallied, the number of ballots counted should equal the number of accepted ballots in SCORE.

<b>SCORE Record</b>		<b>Tally of Ballots Counted</b>	
Accepted Mail-Ballot	85,313	Precinct Ballots Counted	<b>86,577</b>
Voted In-Person	1,263	Landowner Ballots Counted	113
Provisional	1	<b>Total</b>	<b>86,690</b>
<b>Total SCORE</b>	<b>86,577</b>		
Landowner ballots	113		
<b>Total</b>	<b>86,690</b>		

Attachment 2 pulls together all voting methods and provides a precinct-by-precinct comparison against the ballots seen by Tally.

Ballots sent to non-resident property owner voters for special district contests are recorded in a Boulder County Landowner Ballot Management System, as SCORE does not provide this capability. The summary of ballots counted, cast, and sent is as follows:

<b>Special District Landowner Ballots</b>	
Ballots Counted:	113
Ballots Cast:	113
Ballots Sent:	137

## Election Audit

The election audit confirms the ballots cast and the vote count. Randomly selected contests and randomly selected ballots are manually tallied and compared with the machine count of the same ballots. The Audit results are summarized in a separate report.

## Statutory Requirement Fulfilled

Based on the research performed during this canvass and reported herein, it has been determined that Colorado Statute CRS 1-10-101 has been met, in that the number of votes counted is equal to or less than the number of ballots cast (accepted plus rejected ballots) and the ballots cast is equal to or less than the number of eligible voters.

For this election, these numbers are as follows:

<b>Votes Counted:</b>	<b>86,577</b>
<b>Ballots Cast:</b>	<b>87,028</b>
Active Voters:	192,976
Inactive Voters:	52,544
<b>Registered Electors:</b>	<b>245,520</b>

*\* Ballots Cast includes ballots that are ultimately not counted due to various reasons. Most common reasons include: voter failed to sign the ballot envelope, voter failed to provide ID when required, or voter's signature did not match signature on file. Voters have until the 8<sup>th</sup> day after the election to rectify these issues, however, not every voter does so in this timeframe. If they do not, their cast ballot is not counted.*

## Attachment 1 - Sending Ballots

Eligible Voters (EX003 - SCORE Registered Voter List)		
Precinct	Active	Inactive
100	1111	271
101	1131	229
102	932	753
103	1039	148
104	981	158
105	398	163
106	895	145
107	565	136
200	582	59
201	637	100
202	1035	246
203	954	89
204	948	158
205	911	156
206	518	49
207	891	141
208	1003	159
209	575	48
210	861	112
211	1041	183
212	948	212
213	1749	153
214	1184	185
300	1106	199
301	1548	265
302	994	209
303	793	191
304	838	103
305	1020	250
306	1026	231
307	841	320
308	827	197
309	1067	155
310	1216	201
311	772	157
312	905	137
313	1223	147
314	1093	80
315	727	152
316	1111	135
400	114	5
401	646	64
402	595	68
403	913	107
404	884	95
405	472	47
406	666	82
407	435	56
408	1117	161
409	1373	200

Sent Ballots (CE-E013 - SCORE Absentee List)							Diff Eligibles & Active Ballots (Col B - Col J)
IVS Printed	In-House Printed	Voided	Registered After Mail Cut-Off	In-Person Ballots	Total Active Ballots		
1117	11	21	3	1	1111	0	
1142	5	18	3	0	1132	-1	
954	24	58	4	8	932	0	
1033	8	10	5	3	1039	0	
988	8	19	4	0	981	0	
396	8	11	3	0	396	2	
898	6	10	0	1	895	0	
565	8	9	1	0	565	0	
586	7	14	1	2	582	0	
636	8	11	2	2	637	0	
1033	21	29	3	6	1034	1	
948	14	10	1	1	954	0	
954	9	17	2	0	948	0	
918	6	16	0	3	911	0	
527	6	16	0	1	518	0	
890	12	14	1	2	891	0	
1012	3	16	2	2	1003	0	
579	3	9	2	0	575	0	
861	3	9	4	2	861	0	
1036	11	11	2	3	1041	0	
959	12	27	2	2	948	0	
1746	31	39	7	4	1749	0	
1194	10	26	3	4	1185	-1	
1112	19	30	1	4	1106	0	
1540	21	30	5	12	1548	0	
1000	12	24	2	4	994	0	
793	10	13	0	3	793	0	
845	10	19	0	1	837	1	
1018	17	22	4	3	1020	0	
1031	16	26	1	4	1026	0	
836	26	31	5	6	842	-1	
831	13	24	2	5	827	0	
1065	8	17	7	4	1067	0	
1213	11	15	4	1	1214	2	
775	16	23	0	4	772	0	
910	5	12	0	2	905	0	
1226	17	25	2	4	1224	-1	
1086	14	13	2	4	1093	0	
739	7	20	1	0	727	0	
1107	14	14	3	1	1111	0	
115	1	3	0	1	114	0	
648	11	17	1	3	646	0	
602	4	15	2	2	595	0	
915	9	16	1	5	914	-1	
891	6	16	2	1	884	0	
473	5	8	1	1	472	0	
672	6	15	0	3	666	0	
432	5	2	0	0	435	0	
1126	4	16	1	2	1117	0	
1368	19	21	3	4	1373	0	

## Attachment 1 - Sending Ballots

Precinct	Active	Inactive
410	1041	107
411	1670	228
412	1374	189
500	844	171
501	890	96
502	967	104
503	1393	132
504	711	72
505	761	140
506	556	64
507	1112	107
508	702	88
600	1415	259
601	1307	176
602	714	140
603	1207	164
604	927	105
605	978	196
606	708	165
607	921	163
608	843	271
609	452	161
610	1314	364
611	921	230
612	846	113
613	796	132
614	1242	208
615	762	110
616	1019	110
617	1612	311
618	1269	142
619	1280	448
620	1273	375
621	954	198
622	648	153
623	1062	340
624	767	172
625	771	124
626	982	189
627	682	236
628	802	96
629	551	107
630	817	218
631	572	129
632	1126	192
633	782	237
634	708	193
635	768	125
636	1064	162
637	1170	275
638	948	87
639	864	101

IVS Printed	In-House Printed	Voided	Registered After Mail Cut-Off	In-Person Ballots	Total Active Ballots	Diff Eligibles & Active Ballots (Col B - Col J)
1037	5	7	4	2	1041	0
1663	23	32	9	6	1669	1
1380	10	21	2	3	1374	0
836	14	14	4	4	844	0
886	22	19	0	1	890	0
967	10	12	1	1	967	0
1402	4	21	0	8	1393	0
710	5	6	0	2	711	0
766	11	19	3	2	763	-2
556	5	5	0	0	556	0
1111	11	11	0	1	1112	0
714	3	16	0	1	702	0
1424	14	32	5	4	1415	0
1304	14	21	6	3	1306	1
719	7	13	1	0	714	0
1208	5	15	5	3	1206	1
917	14	8	1	3	927	0
976	8	10	2	2	978	0
708	4	5	1	0	708	0
923	13	19	1	3	921	0
850	11	19	0	1	843	0
453	2	5	1	1	452	0
1315	19	33	6	6	1313	1
922	6	9	1	1	921	0
849	5	10	2	0	846	0
798	6	15	2	5	796	0
1245	15	24	2	4	1242	0
759	14	15	0	4	762	0
1035	3	22	2	1	1019	0
1619	23	39	5	4	1612	0
1270	17	26	3	5	1269	0
1280	27	34	2	5	1280	0
1287	14	30	0	2	1273	0
965	9	22	1	1	954	0
651	5	15	2	5	648	0
1057	24	31	4	9	1063	-1
764	10	14	5	2	767	0
784	11	33	3	6	771	0
986	13	21	3	1	982	0
704	9	35	2	2	682	0
801	5	10	4	2	802	0
548	7	16	7	5	551	0
819	12	22	2	6	817	0
577	7	16	1	3	572	0
1121	9	11	3	4	1126	0
788	11	23	2	4	782	0
710	11	20	3	4	708	0
764	11	11	1	3	768	0
1071	14	28	4	3	1064	0
1171	14	23	4	4	1170	0
951	7	15	2	3	948	0
861	15	16	0	4	864	0

## Attachment 1 - Sending Ballots

Precinct	Active	Inactive
640	813	118
641	772	144
642	1097	208
643	714	158
644	754	263
645	813	119
646	859	127
647	1101	144
648	893	207
649	671	186
650	732	155
651	930	126
652	907	296
653	696	58
654	1203	366
700	916	107
701	517	47
702	309	30
703	437	44
704	339	50
705	610	71
706	174	17
707	565	55
708	655	79
800	838	129
801	630	78
802	667	361
803	803	322
804	1224	164
805	455	63
806	1056	263
807	1089	158
808	1712	364
809	967	176
810	994	154
811	1226	200
812	884	119
813	815	207
814	1013	222
815	725	401
816	997	345
817	784	109
818	989	188
819	841	197
820	690	141
821	1004	350
822	856	401
823	1521	558
824	990	290
825	560	137
826	744	239
827	792	404

IVS Printed	In-House Printed	Voided	Registered After Mail Cut-Off	In-Person Ballots	Total Active Ballots	Diff Eligibles & Active Ballots (Col B - Col J)
814	10	14	1	2	813	0
764	10	7	3	2	772	0
1095	9	19	4	7	1096	1
707	8	5	4	0	714	0
758	11	25	4	6	754	0
814	4	13	4	4	813	0
862	7	15	2	3	859	0
1089	26	24	3	6	1100	1
891	10	13	2	3	893	0
665	10	9	3	2	671	0
738	7	17	1	3	732	0
930	11	14	1	2	930	0
909	14	25	2	7	907	0
696	5	7	2	0	696	0
1199	17	21	5	3	1203	0
922	6	14	1	1	916	0
516	4	4	0	1	517	0
303	8	2	0	0	309	0
437	4	5	0	1	437	0
337	4	2	0	0	339	0
607	10	8	1	0	610	0
176	1	5	0	2	174	0
573	4	13	0	1	565	0
652	6	6	2	1	655	0
842	13	20	1	2	838	0
617	13	13	3	10	630	0
672	25	40	2	8	667	0
819	14	37	1	6	803	0
1230	17	32	3	6	1224	0
455	6	8	0	2	455	0
1038	30	30	3	14	1055	1
1075	25	31	3	17	1089	0
1698	56	63	5	16	1712	0
959	21	17	0	4	967	0
990	21	23	1	5	994	0
1232	16	29	1	6	1226	0
868	32	30	2	13	885	-1
812	17	19	1	4	815	0
1007	26	37	6	11	1013	0
713	32	32	4	10	727	-2
998	28	56	8	19	997	0
792	8	23	1	6	784	0
984	17	26	3	11	989	0
832	20	24	2	11	841	0
689	16	22	0	6	689	1
1001	31	48	7	13	1004	0
853	44	55	8	5	855	1
1524	47	82	11	23	1523	-2
992	24	39	1	12	990	0
552	16	19	4	6	559	1
754	19	44	0	15	744	0
771	37	40	3	21	792	0

## Attachment 1 - Sending Ballots

Precinct	Active	Inactive
828	584	378
829	657	486
830	589	610
831	715	687
832	288	175
833	600	845
834	695	1732
835	401	561
836	465	304
837	713	724
838	384	364
839	578	92
840	540	177
841	695	135
842	1047	236
843	1179	187
844	671	201
845	792	367
846	949	603
847	575	519
848	617	307
849	658	1425
850	637	88
851	851	243
852	1043	362
853	809	372
854	876	368
855	718	334
856	563	124
857	818	147
858	886	166
859	812	106
860	638	88
861	602	82
862	625	104
863	725	128
864	618	117
865	576	276
866	794	267
867	679	279
868	855	115
869	540	185
870	631	257
871	720	425
872	662	812
873	439	76
874	967	299
875	470	726
876	474	1022
877	668	326
878	608	515
879	603	552

IVS Printed	In-House Printed	Voided	Registered After Mail Cut-Off	In-Person Ballots	Total Active Ballots	Diff Eligibles & Active Ballots (Col B - Col J)
579	26	42	4	17	584	0
674	21	53	2	12	656	1
620	20	68	4	13	589	0
738	28	73	5	17	715	0
298	8	28	1	9	288	0
602	31	53	5	15	600	0
734	19	69	3	8	695	0
433	17	58	1	9	402	-1
468	14	27	1	10	466	-1
727	30	67	6	17	713	0
389	18	30	1	6	384	0
579	11	16	2	2	578	0
539	15	24	2	8	540	0
692	20	24	2	5	695	0
1053	21	34	2	5	1047	0
1187	19	39	1	11	1179	0
684	12	33	3	5	671	0
807	18	52	4	16	793	-1
975	39	83	6	11	948	1
606	24	78	5	17	574	1
614	19	29	4	9	617	0
678	28	66	0	16	656	2
639	8	12	1	1	637	0
854	36	51	7	5	851	0
1056	21	44	4	6	1043	0
816	26	49	4	11	808	1
882	33	59	4	16	876	0
730	17	41	6	6	718	0
570	12	28	2	7	563	0
809	26	27	2	8	818	0
877	29	31	4	7	886	0
819	12	23	0	4	812	0
624	11	8	3	8	638	0
592	10	5	2	3	602	0
631	7	21	2	6	625	0
725	10	15	1	4	725	0
612	12	10	1	3	618	0
569	18	23	2	10	576	0
792	24	34	2	10	794	0
684	20	45	6	14	679	0
849	20	22	1	7	855	0
544	13	24	3	4	540	0
640	9	32	2	11	630	1
727	20	51	4	20	720	0
657	40	59	4	19	661	1
438	12	15	2	2	439	0
961	24	29	1	10	967	0
484	15	38	3	5	469	1
484	20	49	6	12	473	1
675	13	32	3	9	668	0
620	17	38	1	8	608	0
613	24	51	3	14	603	0



## Attachment 1 - Sending Ballots

Precinct	Active	Inactive
880	660	1251
881	577	317
882	621	173
883	741	231
884	830	505
885	558	159
886	774	115
887	959	133
888	824	92
900	487	78
901	592	139
902	258	40
903	1701	468
904	480	84
905	264	37
906	552	68
908	895	137
909	529	115
910	737	119
911	869	138
912	1069	147
913	663	86
914	528	126
915	351	71
916	439	87
917	1218	220
918	1082	175

IVS Printed	In-House Printed	Voided	Registered After Mail Cut-Off	In-Person Ballots	Total Active Ballots	Diff Eligibles & Active Ballots (Col B - Col J)
673	32	59	0	14	660	0
583	14	38	1	18	578	-1
631	11	30	1	7	620	1
731	24	30	1	15	741	0
828	28	51	9	15	829	1
561	14	18	0	1	558	0
765	11	14	1	11	774	0
955	25	30	4	5	959	0
815	13	11	1	6	824	0
484	11	11	1	2	487	0
588	12	9	1	0	592	0
259	1	2	0	0	258	0
1693	30	34	8	4	1701	0
484	10	20	3	3	480	0
266	2	6	1	1	264	0
552	7	14	1	6	552	0
892	9	10	1	3	895	0
530	8	17	3	5	529	0
742	14	27	3	5	737	0
875	13	22	1	3	870	-1
1071	16	31	4	9	1069	0
667	6	13	0	3	663	0
532	15	22	0	3	528	0
349	6	7	0	3	351	0
431	10	7	4	1	439	0
1233	15	30	0	1	1219	-1
1081	8	17	7	2	1081	1

<b>TOTAL</b>	192976	52544
--------------	--------	-------

193466	3367	5694	564	1263	192966	10
--------	------	------	-----	------	--------	----

### Explanation of Differences

(Unless specified otherwise in this section, the Differences column (+/- numbers) represents voter relocations from one precinct to another precinct)

Voted another county ballot lives in Boulder now:	7
Updated their registration in-person and chose not to vote, voiding both ballots:	2
Voter corrected to active after election day:	-1
Voter corrected to inactive after election day:	2
<b>Total:</b>	<b>10</b>

### Non-Resident Special District Landowner Ballots

Special District	Sent
BOULDER RURAL FIRE PROTECTION DISTRICT	95
ESTES VALLEY RECREATION AND PARK DISTRICT	41
BOULDER RURAL FIRE & KNOLLWOOD WATER	1
<b>Total Ballots Sent:</b>	<b>137</b>

## Attachment 2 - Receiving Ballots

SCORE Voter Credit							Tally	Differences
Pct	Eligible Voters	Accepted Mail-In	Accepted In-Person	Total Vote Credit	Rejected Mail-In	Total Ballots Cast	Tally Total	Diff Total
100	1111	345	1	346	2	348	346	0
101	1131	338	0	338	2	340	338	0
102	932	139	8	147	3	150	147	0
103	1039	364	3	367	2	369	367	0
104	981	321	0	321	0	321	321	0
105	398	96	0	96	0	96	96	0
106	895	318	1	319	3	322	319	0
107	565	150	0	150	2	152	150	0
200	582	297	2	299	1	300	299	0
201	637	325	2	327	1	328	327	0
202	1035	494	6	500	2	502	500	0
203	954	411	1	412	3	415	412	0
204	948	382	0	382	2	384	382	0
205	911	397	3	400	2	402	400	0
206	518	333	1	334	2	336	334	0
207	891	479	2	481	2	483	481	0
208	1003	460	2	462	3	465	462	0
209	575	291	0	291	0	291	291	0
210	861	384	2	386	4	390	386	0
211	1041	457	3	460	3	463	460	0
212	948	441	2	443	2	445	443	0
213	1749	784	4	788	2	790	788	0
214	1184	559	4	563	3	566	563	0
300	1106	475	4	479	1	480	479	0
301	1548	546	12	558	4	562	558	0
302	994	408	4	412	0	412	412	0
303	793	275	3	278	1	279	278	0
304	838	394	1	395	0	395	395	0
305	1020	380	3	383	1	384	383	0
306	1026	434	4	438	3	441	438	0
307	841	275	6	281	0	281	281	0
308	827	375	5	380	6	386	381	-1
309	1067	526	4	530	1	531	530	0
310	1216	539	1	540	5	545	540	0
311	772	333	4	337	3	340	337	0
312	905	444	2	446	1	447	446	0
313	1223	550	4	554	2	556	554	0
314	1093	473	4	477	3	480	477	0
315	727	274	0	274	2	276	274	0
316	1111	504	1	505	4	509	505	0
400	114	59	1	60	0	60	60	0
401	646	283	3	286	1	287	286	0
402	595	285	2	287	2	289	287	0
403	913	460	5	465	1	466	465	0
404	884	419	1	420	2	422	420	0
405	472	221	1	222	2	224	222	0
406	666	295	3	298	2	300	298	0
407	435	208	0	208	1	209	208	0
408	1117	455	2	457	4	461	457	0
409	1373	525	4	529	7	536	528	1
410	1041	467	2	469	4	473	469	0

## Attachment 2 - Receiving Ballots

Pct	Eligible Voters	Accepted Mail-In	Accepted In-Person	Total Vote Credit	Rejected Mail-In	Total Ballots Cast	Tally Total	Diff Total
411	1670	648	6	654	5	659	654	0
412	1374	542	3	545	3	548	545	0
500	844	339	4	343	1	344	343	0
501	890	473	1	474	2	476	474	0
502	967	514	1	515	2	517	515	0
503	1393	749	8	757	5	762	757	0
504	711	376	2	378	0	378	378	0
505	761	312	2	314	2	316	312	2
506	556	261	0	261	5	266	261	0
507	1112	517	1	518	4	522	518	0
508	702	362	1	363	5	368	363	0
600	1415	660	4	664	3	667	664	0
601	1307	632	3	635	0	635	635	0
602	714	297	0	297	3	300	297	0
603	1207	543	3	546	2	548	546	0
604	927	472	3	475	3	478	475	0
605	978	312	2	314	3	317	314	0
606	708	289	0	289	0	289	289	0
607	921	404	3	407	4	411	407	0
608	843	260	1	261	2	263	261	0
609	452	97	1	98	0	98	98	0
610	1314	432	6	438	3	441	438	0
611	921	366	1	367	1	368	367	0
612	846	368	0	368	4	372	368	0
613	796	349	5	354	0	354	354	0
614	1242	594	4	598	1	599	598	0
615	762	346	4	350	3	353	350	0
616	1019	453	1	454	4	458	454	0
617	1612	656	4	660	1	661	660	0
618	1269	559	5	564	1	565	564	0
619	1280	376	5	381	2	383	381	0
620	1273	553	2	555	2	557	555	0
621	954	461	1	462	2	464	462	0
622	648	262	5	267	0	267	267	0
623	1062	445	9	454	2	456	454	0
624	767	401	2	403	6	409	403	0
625	771	428	6	434	2	436	434	0
626	982	514	1	515	0	515	515	0
627	682	261	2	263	0	263	263	0
628	802	399	2	401	1	402	401	0
629	551	219	5	224	1	225	224	0
630	817	321	6	327	2	329	327	0
631	572	207	3	210	1	211	210	0
632	1126	474	4	478	5	483	478	0
633	782	238	4	242	0	242	242	0
634	708	313	4	317	0	317	317	0
635	768	403	3	406	0	406	406	0
636	1064	559	3	562	1	563	562	0
637	1170	521	4	525	0	525	525	0
638	948	593	3	596	1	597	596	0
639	864	504	4	508	1	509	508	0
640	813	412	2	414	0	414	414	0
641	772	339	2	341	2	343	341	0

## Attachment 2 - Receiving Ballots

Pct	Eligible Voters	Accepted Mail-In	Accepted In-Person	Total Vote Credit	Rejected Mail-In	Total Ballots Cast	Tally Total	Diff Total
642	1097	439	7	446	2	448	446	0
643	714	278	0	278	2	280	278	0
644	754	217	6	223	1	224	223	0
645	813	369	4	373	0	373	373	0
646	859	382	3	385	0	385	385	0
647	1101	511	6	517	1	518	519	-2
648	893	383	3	386	2	388	386	0
649	671	243	2	245	2	247	245	0
650	732	282	3	285	1	286	285	0
651	930	388	2	390	5	395	390	0
652	907	319	7	326	1	327	326	0
653	696	396	0	396	1	397	396	0
654	1203	530	3	533	5	538	533	0
700	916	495	1	496	5	501	496	0
701	517	247	1	248	1	249	248	0
702	309	142	0	142	1	143	142	0
703	437	225	1	226	0	226	226	0
704	339	150	0	150	2	152	150	0
705	610	295	0	295	2	297	295	0
706	174	82	2	84	3	87	84	0
707	565	307	1	308	0	308	308	0
708	655	340	1	341	3	344	341	0
800	838	402	2	404	0	404	404	0
801	630	280	10	290	3	293	290	0
802	667	225	8	233	3	236	233	0
803	803	284	6	290	1	291	290	0
804	1224	623	6	629	3	632	629	0
805	455	214	2	216	1	217	216	0
806	1056	497	14	511	3	514	511	0
807	1089	611	17	628	5	633	628	0
808	1712	754	16	770	7	777	770	0
809	967	569	4	573	3	576	573	0
810	994	575	5	580	4	584	580	0
811	1226	632	6	638	4	642	638	0
812	884	445	13	458	1	459	458	0
813	815	313	4	317	0	317	317	0
814	1013	517	11	528	1	529	528	0
815	725	242	10	252	2	254	252	0
816	997	428	19	447	3	450	447	0
817	784	501	6	507	4	511	507	0
818	989	597	11	608	2	610	608	0
819	841	474	11	485	5	490	485	0
820	690	422	6	428	3	431	428	0
821	1004	449	13	462	1	463	462	0
822	856	286	5	291	1	292	291	0
823	1521	527	23	550	4	554	550	0
824	990	503	12	515	2	517	515	0
825	560	335	6	341	1	342	341	0
826	744	403	15	418	2	420	418	0
827	792	380	21	401	4	405	401	0
828	584	210	17	227	1	228	227	0
829	657	222	12	234	0	234	234	0
830	589	105	13	118	1	119	118	0

## Attachment 2 - Receiving Ballots

Pct	Eligible Voters	Accepted Mail-In	Accepted In-Person	Total Vote Credit	Rejected Mail-In	Total Ballots Cast	Tally Total	Diff Total
831	715	174	17	191	0	191	191	0
832	288	117	9	126	2	128	126	0
833	600	97	15	112	0	112	112	0
834	695	16	8	24	1	25	24	0
835	401	29	9	38	2	40	38	0
836	465	186	10	196	0	196	196	0
837	713	141	17	158	0	158	159	-1
838	384	91	6	97	0	97	97	0
839	578	338	2	340	0	340	340	0
840	540	273	8	281	1	282	281	0
841	695	385	5	390	2	392	390	0
842	1047	577	5	582	3	585	582	0
843	1179	702	11	713	3	716	713	0
844	671	332	5	337	0	337	337	0
845	792	291	16	307	1	308	307	0
846	949	225	11	236	1	237	236	0
847	575	69	17	86	2	88	86	0
848	617	232	9	241	1	242	241	0
849	658	22	16	38	1	39	38	0
850	637	420	1	421	3	424	420	1
851	851	439	5	444	2	446	444	0
852	1043	444	6	450	2	452	450	0
853	809	338	11	349	1	350	349	0
854	876	327	16	343	3	346	342	1
855	718	269	6	275	2	277	275	0
856	563	262	7	269	1	270	269	0
857	818	449	8	457	2	459	457	0
858	886	546	7	553	2	555	553	0
859	812	509	4	513	2	515	513	0
860	638	399	8	407	1	408	407	0
861	602	350	3	353	3	356	353	0
862	625	381	6	387	4	391	387	0
863	725	450	4	454	1	455	454	0
864	618	387	3	390	3	393	390	0
865	576	243	10	253	0	253	253	0
866	794	424	10	434	1	435	434	0
867	679	293	14	307	0	307	307	0
868	855	552	7	559	3	562	559	0
869	540	320	4	324	1	325	324	0
870	631	224	11	235	2	237	235	0
871	720	309	20	329	1	330	329	0
872	662	125	19	144	0	144	144	0
873	439	297	2	299	1	300	299	0
874	967	528	10	538	2	540	538	0
875	470	58	5	63	0	63	63	0
876	474	26	12	38	1	39	38	0
877	668	310	9	319	3	322	319	0
878	608	238	8	246	2	248	247	-1
879	603	203	14	217	1	218	217	0
880	660	83	14	97	2	99	97	0
881	577	265	18	283	0	283	282	1
882	621	373	7	380	4	384	380	0
883	741	390	15	405	1	406	405	0

## Attachment 2 - Receiving Ballots

Pct	Eligible Voters	Accepted Mail-In	Accepted In-Person	Total Vote Credit	Rejected Mail-In	Total Ballots Cast	Tally Total	Diff Total
884	830	322	15	337	2	339	338	-1
885	558	299	1	300	6	306	300	0
886	774	455	11	466	7	473	466	0
887	959	588	5	593	4	597	593	0
888	824	536	6	542	0	542	542	0
900	487	180	2	182	4	186	182	0
901	592	229	0	229	0	229	229	0
902	258	94	0	94	0	94	94	0
903	1701	719	4	723	7	730	724	-1
904	480	197	3	200	0	200	200	0
905	264	117	1	118	1	119	118	0
906	552	242	6	248	1	249	248	0
908	895	383	3	386	2	388	386	0
909	529	235	5	240	1	241	240	0
910	737	328	5	333	1	334	333	0
911	869	396	3	399	0	399	399	0
912	1069	500	9	509	1	510	509	0
913	663	329	3	332	1	333	332	0
914	528	244	3	247	2	249	247	0
915	351	131	3	134	0	134	134	0
916	439	218	1	219	0	219	219	0
917	1218	617	1	618	6	624	617	1
918	1082	549	2	551	2	553	552	-1

<b>192,976</b>	<b>85,313</b>	<b>1,263</b>	<b>86,576</b>	<b>452</b>	<b>87,028</b>	<b>86,577</b>	<b>-1</b>
----------------	---------------	--------------	---------------	------------	---------------	---------------	-----------

Accepted Provisionals: 1

<b>Vote Credit at Election Close:</b>	<b>86,577</b>	<b>86,577</b>	<b>0</b>
---------------------------------------	---------------	---------------	----------

### Non-Resident Special District Landowner Ballots

Special District	Accepted
BOULDER RURAL FIRE PROTECTION DISTRICT	76
ESTES VALLEY RECREATION AND PARK DISTRICT	36
BOULDER RURAL FIRE & KNOLLWOOD WATER	1
<b>Total:</b>	<b>113</b>

<b>Total Ballots Processed (SCORE + Landowner):</b>	<b>86,690</b>
---	---------------

**Note: Precinct-to-Precinct differences in the "Differences" column above can be explained as follows:**

By Colorado law, the first ballot back from a voter is the ballot that must be counted. If the voter has changed their registration to a different residence from the ballot that they returned, then their returned ballot is duplicated on to a ballot reflecting their new residence, and only the common contests voted are counted.

An example of this can be seen in precincts 917 and 918. A voter moved to precinct 918 but returned their 917 ballot. This 917 ballot was duplicated on to a 918 ballot before being scanned, but the accepted ballot in SCORE is reflected as the 917 ballot. Therefore, SCORE voter credit is showing 1 higher for 917 than Tally, and Tally is showing 1 higher for 918 than SCORE.



# Office of the Clerk & Recorder

1750 33rd Street · Boulder, CO 80301 · [www.BoulderCounty.org](http://www.BoulderCounty.org)

Hillary Hall, Boulder County Clerk & Recorder

November 19, 2015

**RE: Certification of Boulder County 2015 Coordinated Election**

The duly appointed members of the 2015 Coordinated Election Canvass Board for Boulder County have completed the duties required, as detailed in 8 CCR 1505-1 Rule 10.2.2 and 10.6.

And, in accordance with C.R.S. 1-10-101.5(c), we, the undersigned members of Canvass Board, do hereby certify that the number of ballots counted in the November 3 Coordinated election do not exceed the number of ballots cast in this election, as shown in the attached Statement of Vote.

We further certify that the attached Statement of Vote is a true and accurate listing of the results for the 2015 Coordinated Election held in Boulder County on Tuesday, November 3, 2015.

*Signed:*

[Redacted Signature]

Valeria Skitt, City Clerk of Longmont Colorado

11-19-2015

Date

[Redacted Signature]

Alisa Lewis, City Clerk of Boulder Colorado

11/19/2015

Date

[Redacted Signature]

Patricia Feeser, Democratic Party Representative

11-19-2015

Date

[Redacted Signature]

Marty Neilson, Republican Party Representative

11/19/2015

Date

*Hillary Hall*

Hillary Hall, Boulder County Clerk and Recorder

11-19-15

Date



# Office of the Clerk & Recorder

1750 33rd Street · Boulder, CO 80301 · [www.BoulderCounty.org](http://www.BoulderCounty.org)

Hillary Hall, Boulder County Clerk & Recorder

November 19, 2015

## RE: Post-Election Audit of the Boulder County 2015 Coordinated Election

The 2015 Coordinated Election Audit included the manual verification of 4,713 votes on 953 contests on 331 ballots.

Of the 4,713 votes verified, two differences were confirmed. Both differences were attributable to voter error. One difference was due to a faint mark in the target area, and the second came from a stricken candidate name. While both differences were attributed to voter error, an improperly resolved strike through vote prompted escalation by the County Clerk.

The total number of ballots audited in the escalation process was 23,479. A total of 8 contests containing improperly resolved non-over votes with strike through votes were discovered. To determine if this uncertainty could have an impact on contest outcomes, a worst case rate was applied to all contests and no impact on outcomes was found. Hence, we concluded that no additional escalation was warranted.

The following attachments are included:

- 2015 Coordinated Post-Election Audit Report
- Process Information
- Results Comparisons Worksheet
- Impact Analysis

Please contact me with any questions.

Regards,

Justine Vigil-Tapia, PMP

Deputy Elections Coordinator

Boulder County Clerk & Recorder's Office

303-413-7745



**STATE OF COLORADO**  
**Department of State**

1700 Broadway, Suite 200  
Denver, CO 80290



**Wayne W. Williams**  
**Secretary of State**

**Judd Choate**  
**Director, Elections**

**2015 Coordinated Election Post-Election Audit**

**November 5, 2015**

**Hillary Hall, Boulder County Clerk and Recorder**

Pursuant to Section 1-7-514, C.R.S., and Election Rule 11 the attached report provides guidance for completing the post-election audit.

The following information is to be used to resolve issues that arise from the selection of devices and races by the Secretary of State's office:

If a device was identified as being available for use but did not have any votes cast on it, please indicate the status as "NO VOTES" in the field for Device Count and Manual/Hand Count.

If backup equipment was selected for the audit, contact the Secretary of State's Office.

If a voter service and polling center scanner or DRE has votes on it, but any of the races selected for audit do not appear on the device, contact the Secretary of State's Office.

If a central count scanner has votes on it, but the races selected for audit do not appear in the ballots chosen by the canvass board, then the canvass board must continue to randomly select ballots until all races can be audited.

The report must be signed by the canvass board members and the designated election official. E-mail the completed and signed report to [voting.systems@sos.state.co.us](mailto:voting.systems@sos.state.co.us) no later than 5:00 p.m. on November 20<sup>th</sup>, 2015.

Please contact the following staff for additional assistance:

- Danny Casias  
(303) 894-2200 ext. 6356  
[danny.casias@sos.state.co.us](mailto:danny.casias@sos.state.co.us)
- Jerome Lovato  
(303) 894-2200 ext. 6355  
[jerome.lovato@sos.state.co.us](mailto:jerome.lovato@sos.state.co.us)

**2015 Coordinated Election Post-Election Audit  
Boulder County**

Boulder County						
Type	Make / Model	Serial #	Contest Name to Audit	Candidate	Machine Count	Manual/Hand Count
DRE	Hart / eSlate	A0AAB4	Town Of Lyons Ballot Issue 2A	YES	NO VOTES	NO VOTES
DRE	Hart / eSlate	A0AAB4	Town Of Lyons Ballot Issue 2A	NO	NO VOTES	NO VOTES
DRE	Hart / eSlate	A0AAB4	City of Louisville City Council Person Ward I	Jay Keany	NO VOTES	NO VOTES
CCOS	Hart / Kodak I830	K4290-7285	Town Of Jamestown Ballot Issue 2E	YES	1	1
CCOS	Hart / Kodak I830	K4290-7285	Town Of Jamestown Ballot Issue 2E	NO	0	0
CCOS	Hart / Kodak I830	K4290-7285	City of Boulder Ballot Question 20	For the Measure	160	160
CCOS	Hart / Kodak I830	K4290-7285	City of Boulder Ballot Question 20	Against the Measure	38	38
CCOS	Hart / Kodak I830	K4290-7285	City Of Boulder Ballot Issue 2N	For The Measure	110	110
CCOS	Hart / Kodak I830	K4290-7285	City Of Boulder Ballot Issue 2N	Against The Measure	105	105

## 2015 Coordinated Election Post-Election Audit Boulder County

Boulder County						
Type	Make / Model	Serial #	Contest Name to Audit	Candidate	Machine Count	Manual/Hand Count
CCOS	Hart / Kodak I830	K4290-7285	City of Louisville Mayor	Bob Muckle	4	4
CCOS	Hart / Kodak I830	K4290-7285	Thompson School District R2-J Board of Education Director District D	Pam Howard	NO VOTES	NO VOTES
CCOS	Hart / Kodak I830	K4290-7285	Thompson School District R2-J Board of Education Director District D	Tomi Grundvig	NO VOTES	NO VOTES
CCOS	Hart / Kodak I830	K4290-7285	City of Boulder Ballot Question 2P	For the Measure	176	176
CCOS	Hart / Kodak I830	K4290-7285	City of Boulder Ballot Question 2P	Against the Measure	34	34
CCOS	Hart / Kodak I830	K4290-7285	Boulder Valley School District RE-2 Director District A	Denny McCloskey	65	65
CCOS	Hart / Kodak I830	K4290-7285	Boulder Valley School District RE-2 Director District A	Shelly Benford	106	106
CCOS	Hart / Kodak I830	K4290-7285	Thompson School District R2-J Board of Education Director District A	Jeff Swanty	NO VOTES	NO VOTES
CCOS	Hart / Kodak I830	K4290-7285	Thompson School District R2-J Board of Education Director District A	Aimie Randall	NO VOTES	NO VOTES



**2015 Coordinated Election Post-Election Audit  
Boulder County**

Boulder County						
Type	Make / Model	Serial #	Contest Name to Audit	Candidate	Machine Count	Manual/Hand Count
CCOS	Hart / Kodak I830	K4290-7285	Boulder Valley School District RE-2 Director District C	Chris Barge	71	71
CCOS	Hart / Kodak I830	K4290-7285	Boulder Valley School District RE-2 Director District C	Kathy Gebhardt	72	72
CCOS	Hart / Kodak I830	K4290-7285	City Of Boulder Ballot Question 300	For the Measure	101	101
CCOS	Hart / Kodak I830	K4290-7285	City Of Boulder Ballot Question 300	Against the Measure	112	112
CCOS	Hart / Kodak I830	K4290-7285	Estes Valley Recreation And Park District Ballot Issue 4D	Yes/For	NO VOTES	NO VOTES
CCOS	Hart / Kodak I830	K4290-7285	Estes Valley Recreation And Park District Ballot Issue 4D	No/Against	NO VOTES	NO VOTES
CCOS	Hart / Kodak I830	K4290-7285	City Of Lafayette Ballot Question 2K	Yes	10	10
CCOS	Hart / Kodak I830	K4290-7285	City Of Lafayette Ballot Question 2K	No	7	7

**2015 Coordinated Election Post-Election Audit  
Boulder County**

Boulder County						
Type	Make / Model	Serial #	Contest Name to Audit	Candidate	Machine Count	Manual/Hand Count
CCOS	Hart / Kodak I830	K4290-7285	Thompson School District R2-J Board of Education Director District C	Denise Montagu	NO VOTES	NO VOTES
CCOS	Hart / Kodak I830	K4290-7285	Thompson School District R2-J Board of Education Director District C	Vance Hansen	NO VOTES	NO VOTES
CCOS	Hart / Kodak I830	K4290-7285	City Of Longmont City Council Ward 3	Bonnie Finley	7	7
CCOS	Hart / Kodak I830	K4290-7285	City Of Longmont City Council Ward 3	Paul Rennix	3	3
CCOS	Hart / Kodak I830	K4290-7285	Town Of Nederland Ballot Issue 2C	YES	2	2
CCOS	Hart / Kodak I830	K4290-7285	Town Of Nederland Ballot Issue 2C	NO	0	0
CCOS	Hart / Kodak I830	K4290-7285	City of Boulder Ballot Question 2R	For the Measure	99	99
CCOS	Hart / Kodak I830	K4290-7285	City of Boulder Ballot Question 2R	Against the Measure	106	106

**2015 Coordinated Election Post-Election Audit  
Boulder County**

Boulder County						
Type	Make / Model	Serial #	Contest Name to Audit	Candidate	Machine Count	Manual/Hand Count
CCOS	Hart / Kodak I830	K4290-7285	City of Longmont Ballot Question 2D	Yes	10	10
CCOS	Hart / Kodak I830	K4290-7285	City of Longmont Ballot Question 2D	No	20	20
CCOS	Hart / Kodak I830	K4290-7285	City of Longmont Mayor	Sarah Levison	<u>13</u>	<u>14</u>
CCOS	Hart / Kodak I830	K4290-7285	City of Longmont Mayor	Ron Gallegos	8	8
CCOS	Hart / Kodak I830	K4290-7285	City of Longmont Mayor	Dennis L. Coombs	10	10
CCOS	Hart / Kodak I830	K4290-7285	Boulder Valley School District RE-2 Director District G	Richard L. Garcia	152	152
CCOS	Hart / Kodak I830	K4290-7285	Proposition BB (STATUTORY)	No/Against	225	225
CCOS	Hart / Kodak I830	K4290-7285	Proposition BB (STATUTORY)	Yes/For	97	97



## 2015 Coordinated Election Post-Election Audit Boulder County

Boulder County						
Type	Make / Model	Serial #	Contest Name to Audit	Candidate	Machine Count	Manual/Hand Count
CCOS	Hart / Kodak I830	K4290-7285	Boulder Rural Fire Protection District Ballot Issue 5B	YES	10	10
CCOS	Hart / Kodak I830	K4290-7285	Boulder Rural Fire Protection District Ballot Issue 5B	NO	5	5
CCOS	Hart / Kodak I830	K4290-7285	Town Of Jamestown Ballot Issue 2F	YES	1	1
CCOS	Hart / Kodak I830	K4290-7285	Town Of Jamestown Ballot Issue 2F	NO	0	0
CCOS	Hart / Kodak I830	K4290-7285	City Of Boulder Ballot Question 301	For the Measure	91	91
CCOS	Hart / Kodak I830	K4290-7285	City Of Boulder Ballot Question 301	Against the Measure	118	118
CCOS	Hart / Kodak I830	K4290-7285	City of Louisville City Council Person Ward II	Susan Loo	1	1
CCOS	Hart / Kodak I830	K4290-7285	Boulder Valley School District RE-2 Ballot Question 3A	Yes	241	241
CCOS	Hart / Kodak I830	K4290-7285	Boulder Valley School District RE-2 Ballot Question 3A	No	23	23

**2015 Coordinated Election Post-Election Audit  
Boulder County**

Boulder County						
Type	Make / Model	Serial #	Contest Name to Audit	Candidate	Machine Count	Manual/Hand Count
CCOS	Hart / Kodak I830	K4290-7285	City Of Lafayette Council	Christine Berg	11	11
CCOS	Hart / Kodak I830	K4290-7285	City Of Lafayette Council	Cliff Willmeng	6	6
CCOS	Hart / Kodak I830	K4290-7285	City Of Lafayette Council	Alexandra Lynch	7	7
CCOS	Hart / Kodak I830	K4290-7285	City Of Lafayette Council	Frank Phillips	4	4
CCOS	Hart / Kodak I830	K4290-7285	City Of Lafayette Council	Brad Wiesley	8	6
CCOS	Hart / Kodak I830	K4290-7285	City Of Lafayette Council	Stephanie Walton	5	5
CCOS	Hart / Kodak I830	K4290-7285	City Of Lafayette Council	Cliff Smedley	7	7
CCOS	Hart / Kodak I830	K4290-7285	City of Boulder Ballot Question 2Q	For the Measure	155	155
CCOS	Hart / Kodak I830	K4290-7285	City of Boulder Ballot Question 2Q	Against the Measure	26	26



**2015 Coordinated Election Post-Election Audit  
Boulder County**

Boulder County						
Type	Make / Model	Serial #	Contest Name to Audit	Candidate	Machine Count	Manual/Hand Count
CCOS	Hart / Kodak I830	K4290-7285	Thompson School District R2-J Board of Education Director District G	David Levy	NO VOTES	NO VOTES
CCOS	Hart / Kodak I830	K4290-7285	Thompson School District R2-J Board of Education Director District G	Bruce Finger	NO VOTES	NO VOTES
CCOS	Hart / Kodak I830	K4290-7285	City Of Longmont City Council At-Large	Joan Peck	16	16
CCOS	Hart / Kodak I830	K4290-7285	City Of Longmont City Council At-Large	Scott Dunn	15	15
CCOS	Hart / Kodak I830	K4290-7285	Knollwood Water District Ballot Question 5A	Yes	2	2
CCOS	Hart / Kodak I830	K4290-7285	Knollwood Water District Ballot Question 5A	No	0	0
CCOS	Hart / Kodak I830	K4290-7285	Town Of Lyons Ballot Issue 2B	YES	0	0
CCOS	Hart / Kodak I830	K4290-7285	Town Of Lyons Ballot Issue 2B	NO	1	1

**2015 Coordinated Election Post-Election Audit  
Boulder County**

Boulder County						
Type	Make / Model	Serial #	Contest Name to Audit	Candidate	Machine Count	Manual/Hand Count
CCOS	Hart / Kodak I830	K4290-7285	City Of Boulder Council	Jared Kaszuba	18	18
CCOS	Hart / Kodak I830	K4290-7285	City Of Boulder Council	Lisa Morzel	69	69
CCOS	Hart / Kodak I830	K4290-7285	City Of Boulder Council	Leonard May	32	32
CCOS	Hart / Kodak I830	K4290-7285	City Of Boulder Council	Edward Jabari	19	19
CCOS	Hart / Kodak I830	K4290-7285	City Of Boulder Council	Cha Cha Spinrad	39	39
CCOS	Hart / Kodak I830	K4290-7285	City Of Boulder Council	Bob Yates	71	71
CCOS	Hart / Kodak I830	K4290-7285	City Of Boulder Council	Aaron Brockett	57	57
CCOS	Hart / Kodak I830	K4290-7285	City Of Boulder Council	Julianne McCabe	31	31
CCOS	Hart / Kodak I830	K4290-7285	City Of Boulder Council	Bill Rigler	37	37
CCOS	Hart / Kodak I830	K4290-7285	City Of Boulder Council	Tim Plass	56	56

**2015 Coordinated Election Post-Election Audit  
Boulder County**

Boulder County						
Type	Make / Model	Serial #	Contest Name to Audit	Candidate	Machine Count	Manual/Hand Count
CCOS	Hart / Kodak I830	K4290-7285	City Of Boulder Council	Cindy Carlisle	42	42
CCOS	Hart / Kodak I830	K4290-7285	City Of Boulder Council	Suzanne Jones	80	80
CCOS	Hart / Kodak I830	K4290-7285	City Of Boulder Council	Michael Kruteck	35	35
CCOS	Hart / Kodak I830	K4290-7285	City Of Boulder Council	Comrade Keith Percy	21	21
CCOS	Hart / Kodak I830	K4290-7285	City Of Boulder Council	Jyotsna Raj	32	32
CCOS	Hart / Kodak I830	K4290-7285	City Of Boulder Council	Jan Burton	45	45
CCOS	Hart / Kodak I830	K4290-7285	City Of Boulder Council	Don Cote	23	23
CCOS	Hart / Kodak I830	K4290-7285	City Of Longmont City Council Ward 1	Brian J. Bagley	9	9
CCOS	Hart / Kodak I830	K4290-7285	Boulder Valley School District RE-2 Director District D	Sam Fuqua	155	155



**2015 Coordinated Election Post-Election Audit  
Boulder County**

Boulder County						
Type	Make / Model	Serial #	Contest Name to Audit	Candidate	Machine Count	Manual/Hand Count
CCOS	Hart / Kodak I830	K4290-7285	Estes Valley Recreation And Park District Ballot Issue 4C	Yes/For	NO VOTES	NO VOTES
CCOS	Hart / Kodak I830	K4290-7285	Estes Valley Recreation And Park District Ballot Issue 4C	No/Against	NO VOTES	NO VOTES
CCOS	Hart / Kodak I830	K4290-7285	City of Louisville City Council Person Ward III	Todd Stevenson	1	1
CCOS	Hart / Kodak I830	K4290-7285	City of Louisville City Council Person Ward III	Dennis Maloney	2	2
CCOS	Hart / Kodak I830	K4290-7285	City of Louisville City Council Person Ward III	Angie Layton	0	0
CCOS	Hart / Kodak I830	K4290-7285	City Of Lafayette Ballot Question 2J	Yes	5	5
CCOS	Hart / Kodak I830	K4290-7285	City Of Lafayette Ballot Question 2J	No	11	11

### 2015 Coordinated Election Post-Election Audit Boulder County

NOTE: if there is a complaint or a discrepancy between the manual tallies of each voting device and the corresponding tallies recorded by each voting device Section 1-7-514(2)(c), C.R.S., requires the canvass board and the county clerk and recorder to promptly report to the Secretary of State a description of the audit process used, including any initial, interim, and final results of the completed audit.

Designated Election Official:

Hillary Hall  
Signature

11/19/15  
Date

Hillary Hall  
Written Name

Canvass Board Member:

[Redacted]  
Signature

Patricia R. Jeser  
Written Name

Canvass Board Member:

11-19-2015 [Redacted]  
Date Signature

Alissa D. Lewis  
Written Name

11/19/2015  
Date

Canvass Board Member:

[Redacted]  
Signature

Valeria L. Skitt  
Written Name

Canvass Board Member:

11/19/2015 [Redacted]  
Date Signature

Marty Neilson  
Written Name

11/19/15  
Date

# 2015 Boulder County Coordinated Election Post-Election Audit

---

## Audit Process and Summary of Differences

### **Audit Preparation:**

After the list of selected devices and races were provided by the State, the DRE was checked to verify if votes were cast on the selected devices and to confirm the applicable races appeared on the device. The selected device A0AAB4 contained 0 votes.

The selected Kodak i830 (number K4290-7285) scanner processed 331 ballots containing votes in 31 of the 39 selected races. All of these cast votes were recorded on Mobile Ballot Box (MBB) number 363.

### **Selection Process for paper ballots:**

Because there were only 331 ballots scanned on the selected scanner, all ballots processed on this scanner were separated by district and batched into groups for manual verification. Each of these groups was audited.

### **Machine Counts:**

For DRE, no votes for the selected races were recorded.

For the paper ballots, because all ballots for the selected machine were audited, machine counts from MBB 363 were entered into an Audit Results Spreadsheet for comparison with manual counts.

### **Manual Verification:**

The Post-election Audit included the manual verification of 4,713 votes on 953 contests on 331 ballots.

Bi-partisan teams were provided a batch of approximately 25 ballots and a Manual Verification Worksheet (MVW) to record their tally. After the team verified that they had the proper number of ballots, they then worked one ballot at a time reading and recording the ballot selection for each race on the MVW. To create an accurate tally, the team members would trade roles to verify the selections recorded. Once complete, a tally for each batch race was created and submitted for comparison. The information was entered into a spreadsheet, along with the machine counts (from MBB 363) and a difference column highlighted any differences.

When a difference was identified, the MVW was checked to see if a math error was the cause. If a math error was not easily determined as the cause, the discrepant batches were sent out to different teams for a second count on the applicable contest(s). The second count of discrepant contests was performed using the sort and stack method. The recount teams were instructed to identify any resolution of voter intent required and to pull those ballots on top of the batch. When the recount was completed, the new count was again compared with the machine count to see if the discrepancy was resolved. Where the discrepancy was not resolved, the MVW was reviewed to see if a ballot required resolution of voter intent and the batch put aside for additional research. This process resulted in confirming the difference between the machine results and audit team results.

Of the 4,713 votes verified, two differences were confirmed. These two differences account for 0.04% of audited votes. Both differences were attributable to voter error. One difference was due to faint mark in the

target area, and the second came from a stricken candidate name. In the end no errors were attributable to machine error. The suspected ballots were noted for additional research.

**Additional Research:**

While both differences were attributed to voter error, an improperly resolved strike through vote prompted escalation by the County Clerk. To catch and properly resolve voter intent in this scenario during the initial election count, Boulder County conducts a visual inspection (VI) process. To identify potential strike through errors, Opening and Separating teams are instructed to place ballots with non-overvoted contests containing strike through votes in a VI folder. After scanning, the ballots in the VI folder go through manual resolution by bi-partisan resolution teams. As part of the Resolution team training process, all ballots that are modified by resolution teams were audited by scan room operators up until Sunday, November 1<sup>st</sup>. When improperly resolved strikeouts were identified in the audit of Resolution, they were flagged and presented to the resolution teams for additional training and correction.

As a part of audit escalation, to determine if other strike through votes were recorded as votes by resolution teams, staff was directed to audit non-overvoted strike through votes that were scanned after Sunday November 1 (in the Resolution screen of Ballot Now). A ballot containing a non-overvoted strike through vote that was *not* placed in the VI folder was discovered in the initial examination. As an additional precaution, two staff members were directed to audit all ballots scanned after Sunday on two systems (A and E). Results were compiled and reported on page 1 and 2 of attachment 4.


The total number of ballots audited in the process was 23,479. A total of 8 contests containing improperly resolved non-overvotes with strike through votes were discovered. Of these 8 contests, 3 were not put in VI folders for manual resolution.

The 8 differences make up for 0.03% of the 23,479 ballot contests audited. The worst-case impact scenario represented by this examination occurs in the Boulder City Council race where 7 counted strike through votes were discovered out of the 8,476 contests reviewed; yielding an uncertainty rate of 0.08%. To determine if this uncertainty could have an impact on contest outcomes, this worst case rate was applied to all contests and no impact on outcomes was found. We therefore conclude no additional escalation is warranted. See page 3 and 4 of attachment 4 for additional details on this analysis.

Below are images of ballots contest, images of the resolution action taken in Ballot Now, and descriptions of the differences identified in the Post-Election Audit.

Summary of Differences:

Batch 4 – Boulder City Council

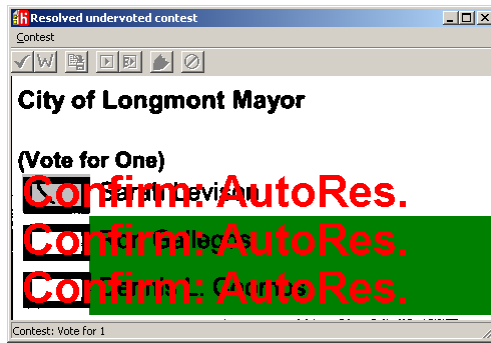
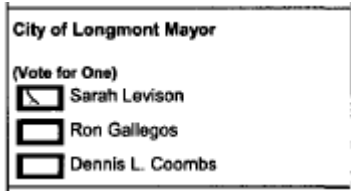


The difference for City of Boulder was due to a strikeout captured as a vote for Logan Wolff where the Audit team resolved it as an undervote.

Contests and Options	MVW Total	Machine Total	Difference
Jared Kaszuba	18	18	0
Lisa Morzel	69	69	0
Leonard May	32	32	0
Logan Wolff	15	16	-1
Edward Jabari	19	19	0
Cha Cha Spinrad	39	39	0
Bob Yates	71	71	0
Aaron Brockett	57	57	0
Julianne McCabe	31	31	0
Bill Rigler	37	37	0
Tim Plass	56	56	0
Cindy Carlisle	42	42	0
Suzanne Jones	80	80	0
Michael Kruteck	35	35	0
Comrade Keith Percy	21	21	0
Jyotsna Raj	32	32	0
Jan Burton	45	45	0
Don Cote	23	23	0
Overvote	2	2	0
Undervotes	393	392	1



Batch 30 – Longmont Mayor



The difference for City of Longmont Mayor was due to a difference of opinion in voter intent on a faint mark in the target area.

Contests and Options	MVW Total	Machine Total	Difference
Sarah Levison	14	13	1
Ron Gallegos	8	8	0
Dennis L. Coombs	10	10	0
Overvote	0	0	0
Undervote	1	2	-1

Attachment 3

2015 Coordinated Election Post-Election Audit:  
Result Comparison

Scan Station J  
November 10, 2015

Type: CCOS  
Make / Model: : Hart / Kodak I830  
Serial #: K4290-7285  
Total

Paper	Part: 001	Part: 002	Part: 003	Part: 004	Part: 005	Part: 006	Part: 007	Part: 008	Part: 009	Part: 010	Part: 011	Part: 012	Part: 013	MVW Total	Machine Total	Difference
<b>Contests and Options</b>	<b>MVW Total</b>	<b>MVW Total</b>	<b>MVW Total</b>	<b>MVW Total</b>	<b>MVW Total</b>	<b>MVW Total</b>	<b>MVW Total</b>	<b>MVW Total</b>	<b>MVW Total</b>	<b>MVW Total</b>	<b>MVW Total</b>	<b>MVW Total</b>	<b>MVW Total</b>	<b>MVW Total</b>	<b>Machine Total</b>	<b>Difference</b>
<b>City of Boulder Council (Vote for 5)</b>																
Jared Kaszuba				3	4	0	0	1	3	3	2	2		18	18	0
Lisa Morzel				6	6	6	12	7	5	6	8	13		69	69	0
Leonard May				2	3	1	3	4	4	5	3	7		32	32	0
Logan Wolff				0	5	3	1	1	1	2	2	0		15	16	-1
Edward Jabari				3	4	0	1	3	4	1	1	2		19	19	0
Cha Cha Spinrad				3	8	3	4	4	4	6	4	3		39	39	0
Bob Yates				8	6	10	6	7	2	8	13	11		71	71	0
Aaron Brockett				5	6	6	7	3	1	8	14	7		57	57	0
Julianne McCabe				4	2	5	2	4	1	5	3	5		31	31	0
Bill Rigler				1	3	5	5	2	2	9	5	5		37	37	0
Tim Plass				3	5	4	10	3	1	8	13	9		56	56	0
Cindy Carlisle				3	6	6	7	1	2	5	4	8		42	42	0
Suzanne Jones				8	7	3	13	9	6	7	15	12		80	80	0
Michael Kruteck				2	5	9	3	2	0	2	6	6		35	35	0
Comrade Keith Percy				1	4	3	2	0	6	3	2	0		21	21	0
Jyotsna Raj				4	3	5	3	3	4	4	2	4		32	32	0
Jan Burton				4	5	7	6	2	2	6	4	9		45	45	0
Don Cote				0	3	5	2	3	1	2	4	3		23	23	0
Overvote				0	0	1	0	0	0	0	1	0		2	2	0
Undervotes				65	40	39	38	66	76	35	15	19		393	392	1
<b>City of Lafayette Council (Vote for 4)</b>																
Christine Berg	11													11	11	0
Cliff Willmeng	6													6	6	0
Alexandra Lynch	7													7	7	0
Frank Phillips	4													4	4	0
Brad Wiesley	8													8	8	0
Stephanie Walton	5													5	5	0
Cliff Smedley	7													7	7	0
Overvote	0													0	0	0
Undervotes	20													20	20	0

Attachment 3

2015 Coordinated Election Post-Election Audit:  
Result Comparison

Scan Station J  
November 10, 2015

Type: CCOS  
Make / Model: : Hart / Kodak I830  
Serial #: K4290-7285  
Total

Paper	Part: 001	Part: 002	Part: 003	Part: 004	Part: 005	Part: 006	Part: 007	Part: 008	Part: 009	Part: 010	Part: 011	Part: 012	Part: 013	MVW Total	Machine Total	Difference
<b>Contests and Options</b>	MVW Total	MVW Total	MVW Total	MVW Total	MVW Total	MVW Total	MVW Total	MVW Total	MVW Total	MVW Total	MVW Total	MVW Total	MVW Total	MVW Total	Machine Total	Difference
<b>City of Longmont Mayor</b>																
Sarah Levison			14											14	13	1
Ron Gallegos			8											8	8	0
Dennis L. Coombs			10											10	10	0
Overvote			0											0	0	0
Undervote			1											1	2	-1
<b>City of Longmont Council At-Large</b>																
Joan Peck			16											16	16	0
Scott Dunn			15											15	15	0
Overvote			0											0	0	0
Undervote			2											2	2	0
<b>City of Longmont Council Ward 1</b>																
Brian J. Bagley			9											9	9	0
Overvote			0											0	0	0
Undervote			4											4	4	0
<b>City of Longmont Council Ward 3</b>																
Bonnie Finley			7											7	7	0
Paul Rennix			3											3	3	0
Overvote			0											0	0	0
Undervote			0											0	0	0
<b>City of Louisville Mayor</b>																
Bob Muckle		4												4	4	0
Overvote		0												0	0	0
Undervote		5												5	5	0
<b>City of Louisville City Council Ward I</b>																
Jay Keany		1												1	1	0
Overvote		0												0	0	0
Undervote		3												3	3	0
<b>City of Louisville City Council Ward II</b>																
Susan Loo		1												1	1	0
Overvote		0												0	0	0
Undervote		0												0	0	0

Attachment 3

2015 Coordinated Election Post-Election Audit:  
Result Comparison

Scan Station J  
November 10, 2015

Type: CCOS  
Make / Model: : Hart / Kodak I830  
Serial #: K4290-7285  
Total

Paper	Part: 001	Part: 002	Part: 003	Part: 004	Part: 005	Part: 006	Part: 007	Part: 008	Part: 009	Part: 010	Part: 011	Part: 012	Part: 013	MVW Total	Machine Total	Difference
<b>Contests and Options</b>	<b>MVW Total</b>	<b>MVW Total</b>	<b>MVW Total</b>	<b>MVW Total</b>	<b>MVW Total</b>	<b>MVW Total</b>	<b>MVW Total</b>	<b>MVW Total</b>	<b>MVW Total</b>	<b>MVW Total</b>	<b>MVW Total</b>	<b>MVW Total</b>	<b>MVW Total</b>	<b>MVW Total</b>	<b>Machine Total</b>	<b>Difference</b>
<b>City of Louisville City Council Ward III</b>																
Todd Stevenson		1												1	1	0
Dennis Maloney		2												2	2	0
Angie Layton		0												0	0	0
Overvote		0												0	0	0
Undervote		1												1	1	0
<b>Boulder Valley RE-2 Director District A</b>																
Denny McCloskey	5	8		7	9	3	4	4	4	5	3	9	4	65	65	0
Shelly Benford	8	11		4	6	13	10	11	6	11	10	9	7	106	106	0
Overvote	0	0		0	0	0	0	0	0	0	0	0	0	0	0	0
Undervote	9	5		14	10	9	11	10	15	9	12	7	3	114	114	0
<b>Boulder Valley RE-2 Director District C</b>																
Chris Barge	6	5		5	9	6	6	4	6	5	8	7	4	71	71	0
Susan D. Femmer	1	3		2	3	2	2	4	1	5	2	3	2	30	30	0
Kathy Gebhardt	6	9		3	3	8	7	8	5	5	5	8	5	72	72	0
Overvote	0	0		0	0	0	0	0	0	0	0	0	0	0	0	0
Undervote	9	7		15	10	9	10	9	13	10	10	7	3	112	112	0
<b>Boulder Valley RE-2 Director District D</b>																
Sam Fuqua	11	14		12	14	14	14	15	13	17	10	14	7	155	155	0
Overvote	0	0		0	0	0	0	0	0	0	0	0	0	0	0	0
Undervote	11	10		13	11	11	11	10	12	8	15	11	7	130	130	0
<b>Boulder Valley RE-2 Director District G</b>																
Richard L. Garcia	11	14		13	13	16	13	15	11	17	8	14	7	152	152	0
Overvote	0	0		0	0	0	0	0	0	0	0	0	0	0	0	0
Undervote	11	10		12	12	9	12	10	14	8	17	11	7	133	133	0
<b>Thompson R2-J Bd of Education Dir Dist A</b>																
Jeff Swanty														0	0	0
Aimie Randall														0	0	0
Overvote														0	0	0
Undervote														0	0	0

Attachment 3

2015 Coordinated Election Post-Election Audit:  
Result Comparison

Scan Station J  
November 10, 2015

Type: CCOS  
Make / Model : Hart / Kodak I830  
Serial #: K4290-7285

Paper	Part: 001	Part: 002	Part: 003	Part: 004	Part: 005	Part: 006	Part: 007	Part: 008	Part: 009	Part: 010	Part: 011	Part: 012	Part: 013	Total		
	MVW Total	MVW Total	MVW Total	MVW Total	MVW Total	MVW Total	MVW Total	MVW Total	MVW Total	MVW Total	MVW Total	MVW Total	MVW Total	MVW Total	Machine Total	Difference
<b>Contests and Options</b>																
<b>Thompson R2-J Bd of Education Dir Dist C</b>																
Denise Montagu															0	0
Vance Hansen															0	0
Overvote															0	0
Undervote															0	0
<b>Thompson R2-J Bd of Education Dir Dist D</b>																
Pam Howard															0	0
Tomi Grundvig															0	0
Overvote															0	0
Undervote															0	0
<b>Thompson R2-J Bd of Education Dir Dist G</b>																
David Levy															0	0
Bruce Finger															0	0
Overvote															0	0
Undervote															0	0
<b>Proposition BB (STATUTORY)</b>																
YES/FOR	13	17	16	14	21	16	20	20	15	22	16	18	17	225	225	0
NO/AGAINST	10	8	16	6	4	8	5	4	10	3	8	7	8	97	97	0
Overvote	0	0	0	0	0	0	0	0	0	0	0	0	0	0	0	0
Undervote	0	0	1	5	0	1	0	1	0	0	1	0	0	9	9	0
<b>CITY OF BOULDER BALLOT ISSUE 2N</b>																
FOR THE MEASURE				12	14	10	14	13	9	10	14	14		110	110	0
AGAINST THE MEASURE				11	11	14	11	11	14	14	8	11		105	105	0
Overvote				0	0	0	0	0	0	0	0	0		0	0	0
Undervote				2	0	1	0	1	2	1	3	0		10	10	0
<b>City of Boulder Ballot Question 2O</b>																
FOR THE MEASURE				17	17	18	15	22	16	19	19	17		160	160	0
AGAINST THE MEASURE				5	3	5	6	1	5	3	3	7		38	38	0
Overvote				0	0	0	0	0	0	0	0	0		0	0	0
Undervote				3	5	2	4	2	4	3	3	1		27	27	0

Attachment 3

2015 Coordinated Election Post-Election Audit:  
Result Comparison

Scan Station J  
November 10, 2015

Type: CCOS  
Make / Model : Hart / Kodak I830  
Serial #: K4290-7285  
Total

Paper	Part: 001	Part: 002	Part: 003	Part: 004	Part: 005	Part: 006	Part: 007	Part: 008	Part: 009	Part: 010	Part: 011	Part: 012	Part: 013	MVW Total	Machine Total	Difference
<b>Contests and Options</b>	<b>MVW Total</b>	<b>MVW Total</b>	<b>MVW Total</b>	<b>MVW Total</b>	<b>MVW Total</b>	<b>MVW Total</b>	<b>MVW Total</b>	<b>MVW Total</b>	<b>MVW Total</b>	<b>MVW Total</b>	<b>MVW Total</b>	<b>MVW Total</b>	<b>MVW Total</b>	<b>MVW Total</b>	<b>Machine Total</b>	<b>Difference</b>
<b>City of Boulder Ballot Question 2P</b>																
FOR THE MEASURE				15	20	18	18	21	24	21	18	21		176	176	0
AGAINST THE MEASURE				7	4	5	5	3	0	2	4	4		34	34	0
Overvote				0	0	0	0	0	0	0	0	0		0	0	0
Undervote				3	1	2	2	1	1	2	3	0		15	15	0
<b>City of Boulder Ballot Question 2Q</b>																
FOR THE MEASURE				15	16	15	16	22	12	19	21	19		155	155	0
AGAINST THE MEASURE				6	2	6	3	1	3	3	0	2		26	26	0
Overvote				0	0	0	0	0	0	0	0	0		0	0	0
Undervote				4	7	4	6	2	10	3	4	4		44	44	0
<b>City of Boulder Ballot Question 2R</b>																
FOR THE MEASURE				10	11	10	9	13	10	11	15	10		99	99	0
AGAINST THE MEASURE				12	11	14	13	10	11	14	7	14		106	106	0
Overvote				0	0	0	0	0	0	0	0	0		0	0	0
Undervote				3	3	1	3	2	4	0	3	1		20	20	0
<b>City of Boulder Ballot Question No. 300</b>																
FOR THE MEASURE				13	6	15	12	15	14	12	6	8		101	101	0
AGAINST THE MEASURE				10	17	10	12	9	8	12	17	17		112	112	0
Overvote				0	0	0	0	0	0	0	0	0		0	0	0
Undervote				2	2	0	1	1	3	1	2	0		12	12	0
<b>City of Boulder Ballot Question No. 301</b>																
FOR THE MEASURE				11	9	12	12	12	8	13	6	8		91	91	0
AGAINST THE MEASURE				10	15	12	11	11	14	11	17	17		118	118	0
Overvote				0	0	0	0	0	0	0	0	0		0	0	0
Undervote				4	1	1	2	2	3	1	2	0		16	16	0
<b>City of Lafayette Ballot Question No. 2J</b>																
YES	5													5	5	0
NO	11													11	11	0
Overvote	0													0	0	0
Undervote	1													1	1	0

Attachment 3

2015 Coordinated Election Post-Election Audit:  
Result Comparison

Scan Station J  
November 10, 2015

Type: CCOS  
Make / Model: : Hart / Kodak I830  
Serial #: K4290-7285  
Total

Paper	Part: 001	Part: 002	Part: 003	Part: 004	Part: 005	Part: 006	Part: 007	Part: 008	Part: 009	Part: 010	Part: 011	Part: 012	Part: 013	MVW Total	Machine Total	Difference
<b>Contests and Options</b>	<b>MVW Total</b>	<b>MVW Total</b>	<b>MVW Total</b>	<b>MVW Total</b>	<b>MVW Total</b>	<b>MVW Total</b>	<b>MVW Total</b>	<b>MVW Total</b>	<b>MVW Total</b>	<b>MVW Total</b>	<b>MVW Total</b>	<b>MVW Total</b>	<b>MVW Total</b>	<b>MVW Total</b>	<b>Machine Total</b>	<b>Difference</b>
<b>City of Lafayette Ballot Question No. 2K</b>																
YES	10													10	10	0
NO	7													7	7	0
Overvote	0													0	0	0
Undervote	0													0	0	0
<b>City of Longmont Ballot Question 2D</b>																
YES			10											10	10	0
NO			20											20	20	0
Overvote			0											0	0	0
Undervote			3											3	3	0
<b>TOWN OF JAMESTOWN BALLOT ISSUE 2E</b>																
YES	1													1	1	0
NO	0													0	0	0
Overvote	0													0	0	0
Undervote	0													0	0	0
<b>TOWN OF JAMESTOWN BALLOT ISSUE 2F</b>																
YES	1													1	1	0
NO	0													0	0	0
Overvote	0													0	0	0
Undervote	0													0	0	0
<b>TOWN OF LYONS BALLOT ISSUE 2A</b>																
YES	0													0	0	0
NO	1													1	1	0
Overvote	0													0	0	0
Undervote	0													0	0	0
<b>TOWN OF LYONS BALLOT ISSUE 2B</b>																
YES	0													0	0	0
NO	1													1	1	0
Overvote	0													0	0	0
Undervote	0													0	0	0

Attachment 3

2015 Coordinated Election Post-Election Audit:  
Result Comparison

Scan Station J  
November 10, 2015

Type: CCOS  
Make / Model: : Hart / Kodak I830  
Serial #: K4290-7285  
Total

Paper	Part: 001	Part: 002	Part: 003	Part: 004	Part: 005	Part: 006	Part: 007	Part: 008	Part: 009	Part: 010	Part: 011	Part: 012	Part: 013	MVW Total	Machine Total	Difference
<b>Contests and Options</b>	MVW Total	MVW Total	MVW Total	MVW Total	MVW Total	MVW Total	MVW Total	MVW Total	MVW Total	MVW Total	MVW Total	MVW Total	MVW Total	MVW Total	Machine Total	Difference
<b>TOWN OF NEDERLAND BALLOT ISSUE 2C</b>																
YES	2													2	2	0
NO	0													0	0	0
Overvote	0													0	0	0
Undervote	0													0	0	0
<b>Boulder Valley School Dist Question 3A</b>																
YES	20	23		19	23	20	19	24	20	21	18	24	10	241	241	0
NO	1	1		1	2	2	4	0	2	2	4	1	3	23	23	0
Overvote	0	0		0	0	0	0	0	0	0	0	0	0	0	0	0
Undervote	1	0		5	0	3	2	1	3	2	3	0	1	21	21	0
<b>BOULDER RURAL FPD BALLOT ISSUE 5B</b>																
YES	2	8												10	10	0
NO	0	5												5	5	0
Overvote	0	0												0	0	0
Undervote	0	0												0	0	0
<b>Knollwood Water District Question 5A</b>																
YES	2													2	2	0
NO	0													0	0	0
Overvote	0													0	0	0
Undervote	0													0	0	0
<b>ESTES VALLEY REC AND PARK DIST ISSUE 4C</b>																
YES/FOR														0	0	0
NO/AGAINST														0	0	0
Overvote														0	0	0
Undervote														0	0	0
<b>ESTES VALLEY REC AND PARK DIST ISSUE 4D</b>																
YES/FOR														0	0	0
NO/AGAINST														0	0	0
Overvote														0	0	0
Undervote														0	0	0

The difference for City of Longmont Mayor was due to a difference of opinion in voter intent on a faint mark in the target area.

The difference for City of Boulder was due to a strikeout captured as a vote for Logan Wolff where the Audit team resolved it as an undervote.



Attachment 4

2015 Coordinated Election Post-Election Audit:  
Escalation Summary - Visual Inspection

Strikeouts resolved as votes for the given candidate

SYS	Batch	SN	Candidate	Issue	Count	Total
						<b>8</b>
A	18	4807	Yates (BLD)	Strikeout counted as a vote	1	7
A	46	8454	Morzel (BLD)	Strikeout counted as a vote	1	
B	66	5142	Morzel (BLD)	Strikeout counted as a vote	1	
E	31	8566	Burton (BLD)	Strikeout counted as a vote	1	
E	53	9242	Morzel (BLD)	Strikeout counted as a vote	1	
F	25	4644	Morzel (BLD)	Strikeout counted as a vote	1	
J	4	9800	Wolff (BLD)	Strikeout counted as a vote	1	
H	80	10035	Walton (LAF)	Strikeout counted as a vote	1	1

Manual Resolution (MR) ballots inspected

Batches Reviewed	Ballots Reviewed
A: 17-67	164
B: 29-72	105
C: 2-7, 26-33, 40-82	163
D: 27-71	128
E: 29-72	111
F: 22-69	103
G: 1-6, 25-65	135
H: 32-80	139
I: 1-6	71
J: 1-30	27
	<b>1,146</b>

Ballots inspected containing applicable race

Boulder Ballots Reviewed	Lafayette Ballots Reviewed
2031	902
0	0
0	150
299	75
2179	485
749	0
2392	450
0	150
601	44
225	17
<b>8,476</b>	<b>2,273</b>

Strikeouts not put in folder for manual resolution

SYS	Batch	SN	Candidate	Issue	Count	Total
A	46	8454	Morzel (BLD)	Strikeout counted as a vote	1	3
E	53	9242	Morzel (BLD)	Strikeout counted as a vote	1	
H	80	10035	Walton (LAF)	Strikeout counted as a vote	1	

Non-MR ballots inspected

Batches Reviewed	Ballots Reviewed excluding VI's
A: 17-67	7,326
C: 45-46	295
D: 27-37	1,320
E: 29-72	5,910
F: 59-66	1,186
G: 1-6, 25-27, 41-65	4,553
H: 32-34,80	587
I: 1-6	852
J: 1-30	304
	<b>22,333</b>

Total ballots reviewed for missed or improperly resolved strikeouts: **23,479**

Strikeout Resolution Issue ballot error rate:	0.000341	H3 / K30
Strikeouts not in VI error rate:	0.000134	H18 / K28
Strikeout Resolution Issue error rate for Boulder City Council:	<b>0.000826</b>	H4 / M14
Strikeout Resolution Issue error rate for Lafayette City Council:	0.000440	H11 / N14

**Attachment 4**

2015 Coordinated Election Post-Election Audit:  
Escalation Summary - Visual Inspection

**Supporting Information:** Strikeouts properly placed in VI folder and resolved accurately as Undervotes

SYS	Batch	Count	Total
A	19	1	<b>23</b>
A	23	2	
A	30	1	
A	48	1	
A	55	1	
A	58	1	
B	52	1	
B	53	1	
B	62	1	
B	67	1	
C	61	1	
C	76	1	
D	38	1	
D	69	1	
E	40	1	
E	52	1	
E	56	1	
F`	52	1	
G`	31	1	
G`	37	1	
H	39	1	
I	5	1	

2015 Coordinated Election Post-Election Audit:  
Impact Analysis

Outcome Impact - All Differences													
Contest	W	L	Margin W - L	Votes = W + L	Recount Threshold = 0.005 * W	Is Margin <= Recount Threshold?	New W = W - UV	New L = L + UV	New Margin = W - L	New Recount Threshold = 0.005 * W	Is New Margin <= Recount Threshold?	U = Combined Difference Rate	
												0.00082586	
<b>BOULDER RURAL FIRE PROTECTION DISTRICT BALLOT ISSUE 5B</b>	3,139	1,443	1,696	4,582	15.7	No	3,135	1,447	1,688	15.7	No	U=uncertainty as a % of V Assume worse-case and that all U is such to reduce M  Without uncertainty, the recount equation is $M <= 0.005W$  With worse-case uncertainty the recount equation becomes $(W-UV)-(L+UV) <= 0.005(W-UV)$  *In reviewing the need for an audit escalation, we looked at what the impact would be if the highest difference rate were applied across the election contests and the results are shown in column N.	
Boulder Valley School District RE-2 Director District A	22,696	11,033	11,663	33,729	113.5	No	22,668	11,061	11,607	113.3	No		
Boulder Valley School District RE-2 Director District C	17,810	17,496	314	35,306	89.1	No	17,781	17,525	256	88.9	No		
Boulder Valley School District RE-2 Director District D - UNOPPOSED	29,656	0	29,656	29,656	148.3	No	29,632	24	29,607	148.2	No		
Boulder Valley School District RE-2 Director District G - UNOPPOSED	29,419	0	29,419	29,419	147.1	No	29,395	24	29,370	147.0	No		
Boulder Valley School District RE-2 Ballot Question 3A	44,473	7,424	37,049	51,897	222.4	No	44,430	7,467	36,963	222.2	No		
CITY OF BOULDER BALLOT ISSUE 2N	15,891	11,881	4,010	27,772	79.5	No	15,868	11,904	3,964	79.3	No		
City of Boulder Ballot Question 2O	18,832	7,538	11,294	26,370	94.2	No	18,810	7,560	11,250	94.1	No		
City of Boulder Ballot Question 2P	21,265	6,288	14,977	27,553	106.3	No	21,242	6,311	14,931	106.2	No		
City of Boulder Ballot Question 2Q	22,796	2,211	20,585	25,007	114.0	No	22,775	2,232	20,544	113.9	No		
City of Boulder Ballot Question 2R	14,681	12,141	2,540	26,822	73.4	No	14,659	12,163	2,496	73.3	No		
City of Boulder Ballot Question No. 300	17,695	10,701	6,994	28,396	88.5	No	17,672	10,724	6,947	88.4	No		
City of Boulder Ballot Question No. 301	17,498	10,826	6,672	28,324	87.5	No	17,475	10,849	6,625	87.4	No		
City of Boulder Council Candidates (between 4th & 5th)	10,080	8,855	1,225	18,935	50.4	No	10,064	8,871	1,194	50.3	No		
City of Boulder Council Candidates (between 5th & 6th)	8,855	8,703	152	17,558	44.3	No	8,840	8,718	123	44.2	No		
City of Lafayette Ballot Question No. 2J	5,001	1,731	3,270	6,732	25.0	No	4,995	1,737	3,259	25.0	No		
City of Lafayette Ballot Question No. 2K	4,578	2,098	2,480	6,676	22.9	No	4,572	2,104	2,469	22.9	No		
City of Lafayette Council Candidates (between 3th & 4th)	3,269	2,440	829	5,709	16.3	No	3,264	2,445	820	16.3	No		
City of Lafayette Council Candidates (between 4th & 5th)	2,440	2,388	52	4,828	12.2	No	2,436	2,392	44	12.2	No		
City of Longmont Ballot Question 2D	14,284	5,174	9,110	19,458	71.4	No	14,268	5,190	9,078	71.3	No		
City of Longmont Council At-Large	10,252	9,914	338	20,166	51.3	No	10,235	9,931	305	51.2	No		
City of Longmont Council Ward 1 (UNOPPOSED)	5,312	0	5,312	5,312	26.6	No	5,308	4	5,303	26.5	No		
City of Longmont Council Ward 3	3,973	3,133	840	7,106	19.9	No	3,967	3,139	828	19.8	No		
City of Longmont Mayor	11,958	5,381	6,577	17,339	59.8	No	11,944	5,395	6,548	59.7	No		
City of Louisville City Council Person Ward I (UNOPPOSED)	1,720	0	1,720	1,720	8.6	No	1,719	1	1,717	8.6	No		
City of Louisville City Council Person Ward II (UNOPPOSED)	1,440	0	1,440	1,440	7.2	No	1,439	1	1,438	7.2	No		
City of Louisville City Council Person Ward III	761	729	32	1,490	3.8	No	760	730	30	3.8	No		
City of Louisville Mayor (UNOPPOSED)	4,932	0	4,932	4,932	24.7	No	4,928	4	4,924	24.6	No		
ESTES VALLEY RECREATION AND PARK DISTRICT BALLOT ISSUE 4C	53	19	34	72	0.3	No	53	19	34	0.3	No		
ESTES VALLEY RECREATION AND PARK DISTRICT BALLOT ISSUE 4D	52	20	32	72	0.3	No	52	20	32	0.3	No		
Knollwood Water District Ballot Question 5A	50	27	23	77	0.3	No	50	27	23	0.2	No		

Attachment 4

2015 Coordinated Election Post-Election Audit:  
Impact Analysis

Contest	W	L	Margin W - L	Votes = W + L	Recount Threshold = 0.005 * W	Is Margin <= Recount Threshold?	New W = W - UV	New L = L + UV	New Margin = W - L	New Recount Threshold = 0.005 * W	Is New Margin <= Recount Threshold?	U = Combined Difference Rate
Proposition BB (STATUTORY)	64,550	19,034	45,516	83,584	322.8	No	64,481	19,103	45,378	322.4	No	<b>0.00082586</b>
Thompson School District R2-J Board of Education Director District A	26	18	8	44	0.1	No	26	18	8	0.1	No	
Thompson School District R2-J Board of Education Director District C	33	11	22	44	0.2	No	33	11	22	0.2	No	
Thompson School District R2-J Board of Education Director District D	34	10	24	44	0.2	No	34	10	24	0.2	No	
Thompson School District R2-J Board of Education Director District G	31	13	18	44	0.2	No	31	13	18	0.2	No	
TOWN OF JAMESTOWN BALLOT ISSUE 2E	72	44	28	116	0.4	No	72	44	28	0.4	No	
TOWN OF JAMESTOWN BALLOT ISSUE 2F	83	33	50	116	0.4	No	83	33	50	0.4	No	
TOWN OF LYONS BALLOT ISSUE 2A	482	282	200	764	2.4	No	481	283	199	2.4	No	
TOWN OF LYONS BALLOT ISSUE 2B	492	273	219	765	2.5	No	491	274	218	2.5	No	
TOWN OF NEDERLAND BALLOT ISSUE 2C	410	47	363	457	2.1	No	410	47	362	2.0	No	

# Schedule of 2015 Coordinated Election Activities for Boulder County

## Post-Election Processing Schedule

### Monday, November 9:

9 a.m. Eight Day Processing:

- Ongoing mail ballot reconciliation and ballot cures
- Sorting of cured/accepted batches

10:00-12:30 p.m.

- Review Canvass board duties and schedule
- Audit batch and ballot selection

12:30 p.m. Second Floor:

- Open & Separating
- Ballot Duplication

1:00 p.m.

- VSPC Canvass

1:00 p.m.

- Audit prep
- Election Rules [8 CCR 1505-1] 10.3.2 (b) requires at least two members of the Canvass Board to observe the post-election Audit in accordance with Section 1-7-514(4) C.R.S. and Election Rule 11.3.3(k)

### Tuesday, November 10:

9 a.m. Eight Day Processing:

- Ongoing mail ballot reconciliation and ballot cures
- Sorting of cured/accepted batches

9:30 a.m. State Post- Election Audit

- Audit

### Wednesday, November 11:

9 a.m. Eighth Day:

- Ongoing mail ballot reconciliation and ballot cures
- Sorting of cured/accepted batches
- Scanning ballots

9:30 a.m. Election Day Audit

- Until complete

### Thursday, November 12:

9 a.m. Eighth Day - Final Processing:

- Last day for mail ballot cures
- Sorting of cured/accepted batches
- Scanning prep
- Scanning ballots

9:30 Audit- if needed

- Until complete

4:30 p.m. Final Ballots Counting

- Resolution Board convenes to review final ballots for the 2015 Coordinated election
- Final Unofficial Tally of results (when scanning and resolution have been completed)

■ Canvass and Audit board activities

■ Ballot Processing: All ballot processing activities are conducted in the election wing

■ VSPC Canvass work

- All work takes place in the Houston Room
- Daily work until completed

Post-Election Audit

- ○ Boulder will conduct the State-selected random audit. In addition, we will audit one Election Day set of ballots
- All activities will take place on the second floor of the Ballot Processing wing.
- At least 2 members of the Canvass Board are required observe the Audit.

## Week of November 16<sup>th</sup>

### Wednesday, November 18

By 1:00 p.m. Canvass Data Delivered

- Canvass Board be emailed when the canvass information for tomorrow's meeting has been uploaded to an FTP site

### Thursday, November 19

2:00 p.m. Closing Canvass Board Meeting

- Review Canvass information
- Certification of Audit and Abstract of Vote with staff

### Friday, November 20

- Certification sent to state
- Certification sent to entities
- Abstract of Votes delivered to the Secretary of State

### Monday, November 23

- Certification sent to entities