




Logic and Accuracy Test Information Packet 2016 General Election



**Boulder County Clerk & Recorder
Elections Division**

**This Page
Intentionally Left Blank**



AGENDA
LOGIC AND ACCURACY TEST (LAT)
October 11 – 14, 2016

Planned Schedule - Please check in early at Elections Office front desk to obtain badge

▪ Tuesday, October 11	9:30am – 4:30pm
▪ Wednesday, October 12	9:30am – 4:30pm (if needed)
▪ Thursday, October 13	9:30am – 4:30pm (if needed)
▪ Friday, October 14	1:00pm – 3:00pm

1. Storage of personal items (east wing lockers)
 - The following items are prohibited in the testing area:
Personal belongings, cell phones, cameras, recording devices, memory devices, laptops, food or beverages
2. Welcome
 - Sign-In and complete name tags with affiliations
 - Review and sign oaths
 - Obtain Information Packet
 - Introduction and Overview
 - Testing Board Device selection
3. Information packet contents
 - Agenda
 - Guidelines for Observers (Page 3)
 - Requirements of the LAT (Page 4)
 - Test Board Procedures (Page 6)
 - Sample Manual Verification Worksheet (Page 15)
 - Statute and Rule references (Page 19)
4. Ballot marking and tally
 - One packet of 25 ballots provided to each test board member
 - One packet of 10 ballots provided to each participating jurisdiction
 - Vote the test ballots
 - Use Manual Verification Worksheet to create a team tally (2 person process)
5. Scanner Test (Mail and In-Person paper ballot counting device)
 - Inspect ballots for damage or improper markings
 - Process ballots on scanner
 - Resolve applicable ballots in Ballot Now
 - Write Cast Vote Records (CVRs) to a Mobile Ballot Box (MBB)
 - Tabulate MBB and verify results against team tally
 - Complete device qualification form for selected scanner



Boulder County Elections
Boulder County Clerk and Recorder

1750 33rd Street, Suite 200 • Boulder, CO 80301
www.BoulderCountyVotes.org • Phone: (303) 413-7740

6. Direct Record Electronic (DRE) Test (Accessible voting device)
 - Participating Jurisdictions validate contest titles and content
 - Cast Testing Board ballots on DRE
 - Write Cast Vote Records (CVRs) to Mobile Ballot Box (MBB)
 - Complete device qualification form for selected eSlate, Audio, and VVPAT
 - Tabulate MBB and verify results against team tally
 - Complete device qualification form for selected JBC
7. Prepare Testing Results (optional attendance)
 - Tabulate all MBBs to create cumulative results for the LAT
 - Create cumulative result comparisons
 - Collect, organize and complete test documentation
8. Resetting and sealing of equipment
 - DRE equipment reset and sealed
 - Scanners reset
 - Tally reset
9. Completion of testing
 - Review test information and results
 - Complete device qualification form for Tally
 - Complete Statement of Qualification
10. Secure storage of all LAT material and ballots



Boulder County Elections
Boulder County Clerk and Recorder

1750 33rd Street, Suite 200 • Boulder, CO 80301
www.BoulderCountyVotes.org • Phone: (303) 413-7740

GUIDELINES FOR OBSERVERS AT THE LOGIC AND ACCURACY TEST

- The following items are prohibited in the testing area: Personal belongings, cell phones, cameras, recording devices, memory devices, laptops, food or beverages are prohibited in testing area.
- The LAT shall be open to representatives of the press and the public to the extent allowable and pursuant to section 1-7-509(2)(b), C.R.S. The designated election official may limit the number of representatives from each group because of space limitations. (Rule 11.3.2(b))
- Each major political party, minor political party, ballot issue committee that has an issue on the ballot, and coordinating entity may designate one person, who shall be allowed to witness all public tests and the counting of pretest votes. (CRS 1-7-509(2)(b))
- If an observer or designee hinders or disturbs the test process, the designated election official may remove the person from the test area. An observer or designee who has been removed from a public test may be barred from future tests. (CRS 1-7-509(2)(b))
- The absence of observers or designees shall not delay or stop the public test. (CRS 1-7-509(2)(b))
- The election official will set up a table which contains name tags and a sign-in sheet (everyone participating in or observing the test must wear a name tag and must sign-in). A copy of the LAT Information Packet and a copy of the Secretary of State Rules concerning the conducting of the LAT will be available for watchers and observers.
- The Logic & Accuracy Testing will take substantially all of the Elections staff time and resources today. Therefore, any questions should be directed to Justine Vigil-Tapia, Elections Coordinator or her designee. At the conclusion of testing a representative of the Clerk's testing staff will be available for questions.



Requirements of the LAT

Preparation:

- ✓ The county has prepared a test deck that includes every ballot style and precinct in the election
- ✓ The county test deck includes a mark for every voting position for every contest including write-in candidates, includes situations where a voter may choose two or more options, and includes overvotes and undervotes for each contest
- ✓ Testing board is comprised of one registered elector from each major political party
- ✓ Test board members are registered in Boulder County
- ✓ 25 test ballots have been provided to each test board member
- ✓ All ballots are marked "TEST"
- ✓ Test ballots are marked following the instructions printed on the ballots
- ✓ Testing board has retained a record of the tally (Manual Verification Worksheet)
- ✓ Each type of voting device and each type of ballot is represented in testing
- ✓ Appropriate number of devices were made available for the test
- ✓ Test board members have randomly selected the machines to test

*Scanner Test (Mail and In-Person paper ballot counting device):

Test Board members completed the following:

- ✓ Verified the zero report that shows the public counter is reset to zero
- ✓ Observed the separate counting of county and member's test ballots on at least one scanner
- ✓ Reviewed reports generated to verify machine count matched predetermined ballot count

*DRE Test (Accessible voting device):

Test Board members completed the following:

- ✓ Verified the zero tape that shows the public counter was reset to zero
- ✓ Separately cast member's test board ballots on the selected DREs
- ✓ Cast at least one of his or her ballots using audio ballot playback and accessible input devices
- ✓ Verified that the eSlate and VVPAT matched each test ballot prior to casting the ballot
- ✓ Reviewed the DRE Daily Report after suspending polls to verify machine count matched predetermined ballot count

**Scanner and DRE testing may be done in parallel, when applicable.*



Boulder County Elections
Boulder County Clerk and Recorder

1750 33rd Street, Suite 200 • Boulder, CO 80301
www.BoulderCountyVotes.org • Phone: (303) 413-7740

Tabulation:

Test Board members completed the following:

- ✓ Verified the zero report that shows the public counter was reset to zero
- ✓ Observed the separate tabulation of all test ballots from electronic and paper ballot testing
- ✓ Reviewed tabulation screen to verify the machine count matched predetermined ballot count
- ✓ Obtained results report for comparison against the predetermined tally

Comparison:

Test Board members completed the following:

- ✓ Compared tabulation results against previously retained records of the test vote count
- ✓ Verified that tabulation results match the predetermined tally

Storage of test material:

- ✓ All test materials were secured in a sealed metal cage when not in use
- ✓ Each Test Board member verified the seals and initialed the chain-of-custody log
- ✓ If records were opened for inspection, at least two election officials verified the newly attached seals and initialed the chain-of-custody log

Cumulative Results of LAT:

- ✓ All MBBs from DRE and Scanner testing were tabulated together to create cumulative results.
- ✓ Tabulation results have been saved for ENR (Election Night Reporting) testing.

Resetting and sealing of equipment at the end of the test:

- ✓ Testing board watched the county reset and seal each voting device
- ✓ Testing Board and Clerk verified the documented seal number attached to each voting device

Statement of Qualification:

Testing Board and Clerk signed a written statement attesting to

- ✓ The qualification of each device successfully tested
- ✓ The number of the seal attached to the voting device at the end of the test
- ✓ Any problems discovered, and
- ✓ Any other documentation necessary to provide a full and accurate account of the condition of a given device



Logic and Accuracy Test (LAT) Test Board Procedures

Common acronyms:

- **CVR:** Cast Vote Record
- **DAU:** Disabled Access Unit (interchanged with DRE and eSlate)
- **DRE:** Direct Record Electronic
- **eCM:** eSlate Cryptographic Module
- **eSlate:** Product name (Hart InterCivic) for the DRE
- **JBC:** Judges Booth Controller
- **MVW:** Manual Verification Worksheet (To create your record of tally)
- **MBB:** Mobile Ballot Box
- **VVPAT:** Voter-Verifiable Paper Audit Trail (also called the Voter-verified paper record)
- **VBO:** Product name (Hart InterCivic) for the VVPAT

Purpose of LAT (CRS 1-7-509 and Rule 11):

The purpose of the LAT is to test the compatibility of the election ballots through the scanning and tabulation equipment to confirm that every voting position on the ballot is accurately counted where a properly marked selection is made. It also includes testing the electronic voting machines (DRE/DAU/eSlate) and the voter-verifiable paper audit trail (VVPAT) for accuracy.

Test Board member responsibilities:

- You will be participating in all parts of the LAT, ensuring all requirements are met.
- You will attest to this at the end of the process and document the successful completion of testing.
- No process shall be delayed due to the absence of a test board member.

Participating Jurisdiction (Participants) responsibilities:

- You will be participating in the LAT, and attesting to the qualification of the scanners and tally.
- You will be verifying the eSlate and audio content, and attesting to the accuracy of the eSlate and VVPAT.



Boulder County Elections Boulder County Clerk and Recorder

1750 33rd Street, Suite 200 • Boulder, CO 80301
www.BoulderCountyVotes.org • Phone: (303) 413-7740

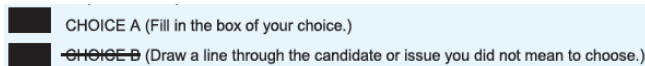
Marking your ballots:

The county provides a packet of test ballots to each test board member and participating jurisdiction, for use in testing. Test Board member packets include 25 unique precinct district style ballots, as possible. Participating Jurisdiction packets include 10 ballots, applicable to their jurisdiction. This is in addition to the ballots prepared to fulfill the county test deck requirements.

1. Confirm the appropriate number of ballots is included, and that they are all labeled “TEST” and that they are numbered at the top, 1 through 10 or 1 through 25.
2. When two representatives are sent to participate in the LAT, separate the ballots in half so both participants can mark ballots.
3. Mark your ballots following the instructions printed on the ballots.
 - Use black or blue ink pen and fill in the box completely; no X or v.
 - Voting for more than the maximum number of allowed choices is considered an Overvote and will not be counted.
 - Voting for less than the maximum number of allowed choices is considered an Undervote.

4. Voter instructions for correcting a mistake:

NOTE: Ballots that are damaged or improperly marked will be reviewed and/or rejected in the scanner portion of testing. Catching and correcting a mistake immediately prevents delays in testing later.



- If a mistake (wrong choice, stray mark, hesitant mark) is made in a contest that you did not intend to vote, make a written note in the contest area to clarify your voting intent and/or request a replacement ballot from staff.
5. Write-In votes:
 - A list of certified write-in candidate names will be provided by staff.
 - Uncertified candidates are counted as an undervote if no other choice is marked.
 - A write-in vote will be counted if you:
 - Completely fill in the box provided to the left of the words "Write-in"
 - Write at least the last name of the certified candidate.
 - For Presidential Electors, you must write the last name of both candidates.
 - Do not vote for more than the maximum number of allowed choices.
 6. Overvotes on DRE:
 - Test ballots are used for the electronic portion of voting, which does not allow for overvotes. They will therefore be recorded as undervotes on the DRE.
 7. When finished with marking ballots, collect and confirm all test ballots are accounted for and alert staff that you are ready to create your tally.



Boulder County Elections Boulder County Clerk and Recorder

1750 33rd Street, Suite 200 • Boulder, CO 80301
www.BoulderCountyVotes.org • Phone: (303) 413-7740

Creating the tally:

The county will pair up each member with another individual and provide you with a manual verification worksheet (MVW). They will also assign you a team number.

Test board members are then provided two sets of MVWs. Set 1 will include columns to capture votes for ballots 1 through 12, totals for Set 1, totals for Set 2, and the Grand Total (tally) for each contest option. Set 2 will include columns to capture votes for ballots 13 through 25, and totals for Set 2.

Participating Jurisdictions are provided one MVW set that includes columns to capture votes for ten ballots, and the Grand Total (tally) for each contest option.

For each set of ballots, use the following procedure to create a tally for your test ballots:

1. Print both names on the first page of your MVW.
2. Collect and organize the ballots in sequential order, confirm you have the appropriate number of ballots.
3. Starting with ballot #1, Person A reads aloud the ballot number recorded in the top right corner while Person B verifies this on the MVW.
4. Person A reads aloud each contest name and contest selection made, indicating any voting marks that are outside the prescribed voting instructions.
5. Person B will record the selections read aloud by Person A on the manual verification worksheet by making a slash mark for the appropriate contest option read, and will make notation of any abnormal markings as indicated.
 - If a contest has not been voted, a slash mark must be recorded in the Undervote category for that contest.
 - For contests that allow more than one selection, you can have more than one undervote.
 - e.g. I can vote for 3, but I only mark one selection. I'd then record 2 undervotes.
6. When all ballots have been recorded, team members trade roles to verify the accuracy of the MVW, noting and resolving any discrepancies found.
7. For each MVW set, the team then adds up the selections for each contest option and records this number in the applicable Total field. Validate each other's calculations.
8. Testing Board Set 2 Totals are then transferred to the first set in the column labeled "Set 2 Total", and the team adds the totals from Set 1 and Set 2 to create the Grand Total (team tally). Calculators are provided.
9. After verification has been completed, teams will provide their MVW to an election support staff member.
10. The MVW is copied by support staff, initialed by the team members, and then entered into the electronic cumulative manual verification spreadsheet.
 - a. By initialing the first page of the MVW teams are confirming they have verified it to be accurate and that all resolution issues have been identified and recorded.



Boulder County Elections Boulder County Clerk and Recorder

1750 33rd Street, Suite 200 • Boulder, CO 80301
www.BoulderCountyVotes.org • Phone: (303) 413-7740

Scanner Test (Mail and In-Person paper ballot counting device):

The scan station is designed to capture an image of a voter's paper ballot, process the image of that ballot using the Ballot Now Software, and capture the voter's choices. These are referred to as Cast Vote Records (CVRs). The software also records these CVRs to a memory card called a Mobile Ballot Box (MBB), so that the results can be tabulated and aggregated from multiple voting devices.

This test ensures properly marked choices are being accurately captured and recorded; we want to make sure that a choice for Candidate A is being recorded as a vote for Candidate A, and not Candidate B and that there is compatibility between the ballots (proper printing and alignment), and the equipment. The scanning station also provides for the resolution of voter intent as prescribed by the Colorado Secretary of State. Ballots that have been over voted and properly corrected will be flagged and resolved per state guidelines.

1. Team ballots are brought to a selected scan station.
2. A "zero" report is presented to the testing board for verification that the Ballot Now system has been reset and the public counter is at zero.
3. The ballots are reviewed by staff to look for damaged and improperly marked ballots that would require manual review or duplication during the election cycle.
 - Damaged ballot: A ballot that is torn, bent, or otherwise mutilated or rendered unreadable, so that it cannot be processed by the ballot scanner.
Damaged ballots include:
 - All ballots that contain a foreign substance that could interfere with the ballot scanner (e.g. food, drink, etc.).
 - Ballots that are marked in a medium or manner that cannot be detected by a ballot scanner.
 - Improper markings: X's or V's as well as obvious stray marks, hesitant marks, incomplete marks or parts of written notes that are within the target area of a contest option where no other choice has been made.
4. Team ballots are then processed on the scanner and votes captured via Ballot Now.
 - Ballots are scanned in and saved, to capture and process ballot images.
 - Scan batch report is produced for count validation by the team.
 - Applicable ballots are resolved for voter intent following state rule and guidelines.
 - After resolution is complete, the voter choices (CVRs) are recorded to an MBB for tabulation.
 - The team is provided a device qualification form to complete after tabulation.



Boulder County Elections Boulder County Clerk and Recorder

1750 33rd Street, Suite 200 • Boulder, CO 80301
www.BoulderCountyVotes.org • Phone: (303) 413-7740

Scanner results tabulated and verified:

The Tally station reads voting device memory cards (MBBs) containing voter choices (cast vote records), and then tabulates those vote records to produce combined election results. This process confirms that votes are accurately tabulated and aggregated by the scanner and tabulation system.

1. An election is created for the isolated tabulation of the team's ballots.
2. A "zero" report is presented to the testing board for verification that the system and public counter was reset to zero.
 - a. Both team member print their name and date on the report, documenting that it has been verified.
3. MBB is tabulated, and a results report is generated for the team.
4. The team compares the results report to their team tally (MVW) to confirm that the system has accurately captured their votes.
5. When the team concludes the counts to be accurate, both team members print their name and date on the results report along with the date, attesting to the accuracy of the count and machine.
8. Team members complete the device qualification form, attesting to the successful completion of testing for the scanner device.

Discrepancy resolution (in order of escalation):

1. Review for entry and recording errors
 - Review MVW for too few or too many votes captured
 - Review ballots with MVW for incorrect recording and recount if needed
 - Review Ballot Now for resolution differences (if applicable)
 - Review comparison and recount if needed (if applicable)
2. If error is identified as a hardware or software error on single device
 - Validate other tested equipment was not impacted
 - Mark device unsatisfactory, replace and test alternative/new device
3. If error is identified on more than one device and devices are failing in similar fashion
 - Test multiple devices that could reasonably have same error
 - Mark devices unsatisfactory, replace and test alternative/new devices
 - If enough resources are not available for replacement, error shall be corrected and retesting will be completed
4. If error is identified as a software or ballot programming error
 - Alert LAT DEO for correction
 - Correct software or ballot programming error and restart testing from beginning



Boulder County Elections Boulder County Clerk and Recorder

1750 33rd Street, Suite 200 • Boulder, CO 80301
www.BoulderCountyVotes.org • Phone: (303) 413-7740

Direct Record Electronic (DRE) Test (Accessible voting device):

A DRE is an electronic voting device that visually displays or audibly presents a ballot and records an elector's votes directly into electronic storage media. A Disabled Access Unit (DAU) is an electronic voting machine that also provides voting accessibility to voters who may be otherwise unable to mark a paper ballot privately and independently. DAU includes an audio ballot playback feature with headphones, and can accept adaptive devices for voters with mobility impairments.

For ballots containing an OVERVOTE, team should confirm that no OVERVOTE is possible, but then change the contest to an UNDERVOTE for reconciliation purposes.

1. Team ballot(s) are brought to the selected device.
 - a. Participating jurisdictions will validate the audio and content for their jurisdiction, using one applicable district ballot as their guide. They will also cast the complete ballot, verifying their selections on the eSlate and VVPAT summary screens confirming these devices functioned properly.
 - b. Testing board is required to separately cast each member's full set of ballots (25).
2. A "zero" tape is presented to the testing board for verification that the device has been reset and the public counter is at zero.
3. Organize the ballots so they are back in numeric order, matching the MVW. This helps members expediently resolve any discrepancies in reconciliation, if necessary.
4. Working with partner, members then cast all their test ballots on the device.
5. All ballots are cast visually and audibly, in order to verify accuracy of the audio, content, and titles.

NOTE: Some DRE contest titles will be different than the paper ballot titles due to VVPAT character limitations. Except for ballot instructions, the audio for the DRE ballot will be consistent to the paper ballot content. A list of adjusted titles will be posted on the device.

 - Person A
 - Compares audio against the paper ballot being voted.
 - Makes the selection on DRE that matches the paper ballot selection once audio is verified.
 - Person B
 - Compares audio against the eSlate ballot being voted.
 - Verifies that the eSlate selection made matches the paper ballot selection.
6. Test board members must cast one ballot using audio ballot playback and accessible input devices.
 - Person A:
 - Listens to audio instruction and use accessible input devices (paddles) to make ballot selections.
 - Person B:
 - Verifies that the eSlate selection made matches the paper ballot selection.
7. Before casting the ballot, the team must verify that VVPAT voting summary matches the paper ballot selections and MVW.
8. Team initials the paper ballot after the VVPAT has been verified and cast, attesting to its match with the paper ballot selections.
9. When all ballots are cast, the team completes a device qualification form, confirming the content is accurate, and that the selected eSlate, Audio, and VVPAT devices are functioning properly.
10. When all voting is complete for the selected JBC, the staff will:
 - Generate the DRE Daily report from suspension of polls, and present it to the test board members for verification.
 - Record CVRs to an MBB for each set of test ballots.
 - Remove and label each MBB for tabulation.
 - Team number, DAU set number, and number of CVRs on the MBB



Boulder County Elections Boulder County Clerk and Recorder

1750 33rd Street, Suite 200 • Boulder, CO 80301
www.BoulderCountyVotes.org • Phone: (303) 413-7740

DRE results tabulated and verified:

The Tally station reads voting device memory cards (MBBs) containing voter ballot choices (cast vote records), and then tabulates those vote records to produce combined election results. This process confirms that votes are accurately counted and tabulated by the DRE and tabulation system.

1. An election is created for individual tabulation of the team's ballots.
2. A "zero" report is presented to the testing board for verification that the system has been reset and the public counter is at zero.
3. MBB is tabulated, and a results report is generated for the team.
4. The team is also provided a device qualification form to complete after tabulation.
5. The team compares the results report to their team tally (MVW) to confirm that the system has accurately captured their votes.

NOTE: Overvotes are counted as undervotes for the purpose of comparing DRE votes to the paper tally.

6. When the team concludes the counts to be accurate, both team members print his or her name on the results report, attesting to the accuracy of the count and machine.
 - They also complete the device qualification form, attesting to the successful completion of testing for the selected JBC and DRE unit.

Discrepancy resolution (in order of escalation):

1. Review for entry and recording errors
 - Review MVW for too few or too many votes captured
 - Review ballots with MVW for incorrect recording and recount if needed
 - Review Ballot Now for resolution differences (if applicable)
 - Review comparison and recount if needed (if applicable)
2. If error is identified as a hardware or software error on single device
 - Validate other tested equipment was not impacted
 - Mark device unsatisfactory, replace and test alternative/new device
3. If error is identified on more than one device and devices are failing in similar fashion
 - Test multiple devices that could reasonably have same error
 - Mark devices unsatisfactory, replace and test alternative/new devices
 - If enough resources are not available for replacement, error shall be corrected and retesting will be completed
4. If error is identified as a software or ballot programming error
 - Alert LAT DEO for correction
 - Correct software or ballot programming error and restart testing from beginning



Boulder County Elections
Boulder County Clerk and Recorder

1750 33rd Street, Suite 200 • Boulder, CO 80301
www.BoulderCountyVotes.org • Phone: (303) 413-7740

County Test Deck on scanners:

The county is required to prepare a test deck of ballots that includes every ballot style and, where applicable, precinct. The county test deck must include a sufficient number of ballots to mark every vote position for every contest including write-in candidates, allow for situations where a contest permits an elector to vote for two or more positions, and include overvotes and undervotes for each contest.

In addition to the packets provided to the testing board, the county has prepared a deck and tally (MVW) that meets the above requirement.

As is required for the test board member ballots, the county ballots are counted on one or more scanners, and then tabulated for comparison to the county tally (MVW). The test board will oversee this process, and verify the results for accuracy and completeness.

Prepare results (optional attendance):

When all individual results have been verified, the county will create a result report and comparison summary, that includes all tested ballots and devices. This will include cumulative tabulation result reports, manual verification worksheets, and comparison results. The reports will be reviewed with the testing board at the end of the LAT.

1. An election is created for the tabulation of all testing MBBs.
2. The “zero” report is generated and verified to show the system has been reset and the public counter is at zero.
3. All MBBs from testing are read and tabulated.
4. Result reports are generated for comparison.
5. Cumulative tally and result comparison summaries are created and checked for error.
6. Testing documentation is collected, organized.
7. Statement of Qualification document is drafted.



Boulder County Elections
Boulder County Clerk and Recorder

1750 33rd Street, Suite 200 • Boulder, CO 80301
www.BoulderCountyVotes.org • Phone: (303) 413-7740

Resetting and sealing of voting devices:

After testing, the Testing Board must watch the county reset and seal each voting device, as applicable. As part of the Statement of Qualification, the testing board and Clerk must attest to the seal number attached to the voting device at the end of testing. (Rules 11.3.2 (e)(3) and 11.3.2 (e)(4))

1. Testing board witnesses the resetting of scan stations, verifying no elections are available on the system at the end of testing.
2. Testing board witnesses the resetting and sealing of the DRE equipment, verifying the seals number attached to each device.
3. Testing board witness the resetting of the tabulation system, verifying no elections are available on the system at the end of testing.

Completion of testing:

After the devices are reset and sealed, the results of all testing is reviewed with the Clerk and testing board, along with testing documentation. The Testing Board and the county clerk must then sign a written statement attesting to the qualification of each device successfully tested, the number of the seal attached to the voting device at the end of the test, any problems discovered, and any other documentation necessary to provide a full and accurate account of the condition of a given device. (Rule 11.3.2 (e)(4))

1. Test information and results are reviewed with the Clerk and testing board.
2. Cumulative results are verified by the testing board.
3. Testing board completes the device qualification form for Tally.
4. Testing board and Clerk completes the Statement of Qualification.

Secure storage of test materials:

The county must keep all test materials, when not in use, in a durable, secure box. Each member of the Testing Board must verify the seals and initial the chain-of-custody log maintained by the county clerk. If the records are opened for inspection, at least two election officials must verify the seals and initial the chain-of-custody log. (Rule 11.3.2 (e)(1))

Superior

Contests and Options	Ballot 1	Ballot 2	Ballot 3	Ballot 4	Ballot 5	Ballot 6	Ballot 7	Ballot 8	Ballot 9	Ballot 10	Grand Total (tally)
Presidential Electors											
Hillary Clinton / Tim Kaine	1	1	1	1	1	1	1	1	1	1	1
Donald J. Trump / Michael R. Pence	1	1	1	1	1	1	1	1	1	1	2
Darrell L. Castle / Scott N. Bradley	1	1	1	1	1	1	1	1	1	1	1
Gary Johnson / Bill Weld	1	1	1	1	1	1	1	1	1	1	1
Jill Stein / Ajamu Baraka	1	1	1	1	1	1	1	1	1	1	1
Frank Atwood / Blake Huber	1	1	1	1	1	1	1	1	1	1	1
"Rocky" Roque De La Fuente / Michael Steinberg	1	1	1	1	1	1	1	1	1	1	1
James Hedges / Bill Bayes	1	1	1	1	1	1	1	1	1	1	1
Tom Hoefling / Steve Schulin	1	1	1	1	1	1	1	1	1	1	1
Chris Keniston / Deacon Taylor	1	1	1	1	1	1	1	1	1	1	0
Alyson Kennedy / Osborne Hart	1	1	1	1	1	1	1	1	1	1	0
Kyle Kenley Kopitke / Nathan R. Sorenson	1	1	1	1	1	1	1	1	1	1	0
Laurence Kotlikoff / Edward Leamer	1	1	1	1	1	1	1	1	1	1	0
Gloria Estela La Riva / Dennis J. Banks	1	1	1	1	1	1	1	1	1	1	0
Bradford Lyttle / Hannah Walsh	1	1	1	1	1	1	1	1	1	1	0
Joseph Allen Maldonado / Douglas K. Terranova	1	1	1	1	1	1	1	1	1	1	0
Michael A. Maturen / Juan Munoz	1	1	1	1	1	1	1	1	1	1	0
Evan McMullin / Nathan Johnson	1	1	1	1	1	1	1	1	1	1	0
Ryan Alan Scott / Bruce Kendall Barnard	1	1	1	1	1	1	1	1	1	1	0
Rod Silva / Richard C. Silva Nutrition	1	1	1	1	1	1	1	1	1	1	0
Mike Smith / Daniel White	1	1	1	1	1	1	1	1	1	1	0
Emidio Soltysik / Angela Nicole Walker	1	1	1	1	1	1	1	1	1	1	0
Bruce Lohmiller / J.R. Smith - Green (W)	1	1	1	1	1	1	1	1	1	1	0
Thomas J. Nieman / Bernie Jackson (W)	1	1	1	1	1	1	1	1	1	1	0
Corey Sterner / Jeff Ryan (W)	1	1	1	1	1	1	1	1	1	1	0
David Perry / Eric "Rick" Seiley (W)	1	1	1	1	1	1	1	1	1	1	0
Brian Anthony Perry / Michael Byron Nelson (W)	1	1	1	1	1	1	1	1	1	1	0
Cherunda Fox / Roger Kushner (W)	1	1	1	1	1	1	1	1	1	1	0
Overvote	1	1	1	1	1	1	1	1	1	1	0
Undervotes	1	1	1	1	1	1	1	1	1	1	0
United States Senator											
Michael Bennet	1	1	1	1	1	1	1	1	1	1	1
Darryl Glenn	1	1	1	1	1	1	1	1	1	1	2
Lily Tang Williams	1	1	1	1	1	1	1	1	1	1	1
Arn Menconi	1	1	1	1	1	1	1	1	1	1	1
Bill Hammons	1	1	1	1	1	1	1	1	1	1	1
Dan Chapin	1	1	1	1	1	1	1	1	1	1	1
Paul Noel Fiorino	1	1	1	1	1	1	1	1	1	1	1
Don Willoughby (W)	1	1	1	1	1	1	1	1	1	1	0
Overvote	1	1	1	1	1	1	1	1	1	1	1
Undervotes	1	1	1	1	1	1	1	1	1	1	1

Contests and Options	Ballot 1	Ballot 2	Ballot 3	Ballot 4	Ballot 5	Ballot 6	Ballot 7	Ballot 8	Ballot 9	Ballot 10	Grand Total (tally)
Representative Congressional District 2											
Jared Polis	1	1	1	1	1	1	1	1	1	1	1
Nicholas Morse	1	1	1	1	1	1	1	1	1	1	1
Richard Longstreth	1	1	1	1	1	1	1	1	1	1	0
Overvote	1	1	1	1	1	1	1	1	1	1	0
Undervotes	1	1	1	1	1	1	1	1	1	1	8
Representative Congressional District 4											
Bob Seay	1	1	1	1	1	1	1	1	1	1	0
Ken Buck	1	1	1	1	1	1	1	1	1	1	0
Bruce Griffith	1	1	1	1	1	1	1	1	1	1	0
Donald Howbert (W)	1	1	1	1	1	1	1	1	1	1	0
Overvote	1	1	1	1	1	1	1	1	1	1	0
Undervotes	1	1	1	1	1	1	1	1	1	1	0
CU Regent - At Large											
Alice Madden	1	1	1	1	1	1	1	1	1	1	0
Heidi Ganahl	1	1	1	1	1	1	1	1	1	1	0
Overvote	1	1	1	1	1	1	1	1	1	1	0
Undervotes	1	1	1	1	1	1	1	1	1	1	10
CU Regent - CD 4											
Suzanne M. Sharkey	1	1	1	1	1	1	1	1	1	1	0
Bob Owens	1	1	1	1	1	1	1	1	1	1	0
Overvote	1	1	1	1	1	1	1	1	1	1	0
Undervotes	1	1	1	1	1	1	1	1	1	1	0
State Senator - District 17											
Matt Jones	1	1	1	1	1	1	1	1	1	1	0
Overvote											0
Undervotes	1	1	1	1	1	1	1	1	1	1	0
State Senator - District 18											
Stephen Fenberg	1	1	1	1	1	1	1	1	1	1	0
M. Peter Spraitz	1	1	1	1	1	1	1	1	1	1	0
Overvote	1	1	1	1	1	1	1	1	1	1	0
Undervotes	1	1	1	1	1	1	1	1	1	1	5
State Representative - District 10											
Edie Hooton	1	1	1	1	1	1	1	1	1	1	0
Overvote											0
Undervotes	1	1	1	1	1	1	1	1	1	1	5
State Representative - District 11											
Jonathan Singer	1	1	1	1	1	1	1	1	1	1	0
Corey Piper	1	1	1	1	1	1	1	1	1	1	0
Overvote	1	1	1	1	1	1	1	1	1	1	0
Undervotes	1	1	1	1	1	1	1	1	1	1	0

Contests and Options	Ballot 1	Ballot 2	Ballot 3	Ballot 4	Ballot 5	Ballot 6	Ballot 7	Ballot 8	Ballot 9	Ballot 10	Grand Total (tally)
State Representative - District 12											
Bob Dillon	1	1	1	1	1	1	1	1	1	1	0
Mike Foote	1	1	1	1	1	1	1	1	1	1	0
Overvote	1	1	1	1	1	1	1	1	1	1	0
Undervotes	1	1	1	1	1	1	1	1	1	1	0
State Representative - District 13											
KC Becker	1	1	1	1	1	1	1	1	1	1	0
Overvote											0
Undervotes	1	1	1	1	1	1	1	1	1	1	0
State Representative - District 33											
Karen Nelson	1	1	1	1	1	1	1	1	1	1	0
Matt Gray	1	1	1	1	1	1	1	1	1	1	0
Kim Tavendale	1	1	1	1	1	1	1	1	1	1	0
Overvote	1	1	1	1	1	1	1	1	1	1	0
Undervotes	1	1	1	1	1	1	1	1	1	1	0
District Attorney - 20th Judicial District											
Stan Garnett	1	1	1	1	1	1	1	1	1	1	0
Overvote											0
Undervotes	1	1	1	1	1	1	1	1	1	1	10
RTD Director - District I											
Véronique Marie Bellamy	1	1	1	1	1	1	1	1	1	1	0
Lee Kemp	1	1	1	1	1	1	1	1	1	1	0
Judy Lubow	1	1	1	1	1	1	1	1	1	1	0
Overvote	1	1	1	1	1	1	1	1	1	1	0
Undervotes	1	1	1	1	1	1	1	1	1	1	0
County Commissioner - District 1											
Kevin Sipple	1	1	1	1	1	1	1	1	1	1	0
Elise Jones	1	1	1	1	1	1	1	1	1	1	0
Overvote	1	1	1	1	1	1	1	1	1	1	0
Undervotes	1	1	1	1	1	1	1	1	1	1	10
County Commissioner - District 2											
Deb Gardner	1	1	1	1	1	1	1	1	1	1	0
Paul Danish	1	1	1	1	1	1	1	1	1	1	0
Overvote	1	1	1	1	1	1	1	1	1	1	0
Undervotes	1	1	1	1	1	1	1	1	1	1	10

Contests and Options	Ballot 1	Ballot 2	Ballot 3	Ballot 4	Ballot 5	Ballot 6	Ballot 7	Ballot 8	Ballot 9	Ballot 10	Grand Total (tally)
Town of Superior - Trustee (Vote for 3)											
Kevin C. Ryan	1	1	1	1	1	1	1	1	1	1	1
Jason Reese	1	1	1	1	1	1	1	1	1	1	1
Sandie Hammerly	1	1	1	1	1	1	1	1	1	1	1
Narayan Shrestha	1	1	1	1	1	1	1	1	1	1	2
Mark Lacis	1	1	1	1	1	1	1	1	1	1	2
Patricia E. Dunham	1	1	1	1	1	1	1	1	1	1	2
Gladys M. Forshee	1	1	1	1	1	1	1	1	1	1	2
Anthony Stewart	1	1	1	1	1	1	1	1	1	1	1
Jerry Malia	1	1	1	1	1	1	1	1	1	1	1
Overvote	1	1	1	1	1	1	1	1	1	1	1
Undervotes						3	3	3	3	2	14
Colo. Supreme Court Justice - William Hood											
YES	1	1	1	1	1	1	1	1	1	1	0
NO	1	1	1	1	1	1	1	1	1	1	0
Overvote	1	1	1	1	1	1	1	1	1	1	0
Undervotes	1	1	1	1	1	1	1	1	1	1	10
Colo. Appeals Judge - Karen M. Ashby											
YES	1	1	1	1	1	1	1	1	1	1	0
NO	1	1	1	1	1	1	1	1	1	1	0
Overvote	1	1	1	1	1	1	1	1	1	1	0
Undervotes	1	1	1	1	1	1	1	1	1	1	10
Colo. Appeals Judge - Michael H. Berger											
YES	1	1	1	1	1	1	1	1	1	1	0
NO	1	1	1	1	1	1	1	1	1	1	0
Overvote	1	1	1	1	1	1	1	1	1	1	0
Undervotes	1	1	1	1	1	1	1	1	1	1	10
Colo. Appeals Judge - Steven L. Bernard											
YES	1	1	1	1	1	1	1	1	1	1	0
NO	1	1	1	1	1	1	1	1	1	1	0
Overvote	1	1	1	1	1	1	1	1	1	1	0
Undervotes	1	1	1	1	1	1	1	1	1	1	10
Colo. Appeals Judge - Stephanie E. Dunn											
YES	1	1	1	1	1	1	1	1	1	1	0
NO	1	1	1	1	1	1	1	1	1	1	0
Overvote	1	1	1	1	1	1	1	1	1	1	0
Undervotes	1	1	1	1	1	1	1	1	1	1	10
Colo. Appeals Judge - David Furman											
YES	1	1	1	1	1	1	1	1	1	1	0
NO	1	1	1	1	1	1	1	1	1	1	0
Overvote	1	1	1	1	1	1	1	1	1	1	0
Undervotes	1	1	1	1	1	1	1	1	1	1	10

Colorado Revised Statutes 2016

1-7-114. Write-in votes. (1) Eligible electors may cast a write-in vote for a candidate who has filed an affidavit of intent of write-in candidacy pursuant to section 1-4-1101 by writing the name of the person in the blank space provided for write-in candidates on the ballot. Each write-in vote may include a reasonably correct spelling of a given name, an initial or nickname, or both a given name and an initial or nickname, and shall include the last name of the person for whom the vote is intended. Whenever write-in votes are cast, they shall be counted only when the intention of the elector is clearly apparent.

(2) A vote for a write-in candidate shall not be counted unless that candidate is qualified to hold the office for which the elector's vote was cast.

(3) If the elector has cast more votes for an office than he or she is lawfully entitled to cast, by voting for both a candidate appearing on the ballot and a valid write-in candidate, neither of the votes for the office shall be counted.

(4) (a) The designated election official shall make a list of eligible write-in candidates and provide the list to the election judges. The order of the write-in candidates on such list may be determined by the time of filing the affidavit pursuant to section 1-4-1101.

(b) Except as may be required to accommodate a person with a disability, election judges shall not verbally comment on write-in candidates. Upon request of an eligible elector, an election judge may display to the requesting elector the list of eligible write-in candidates provided to the judges by the designated election official. The list shall not be posted nor may the list be taken into a voting booth.

(c) A designated election official may post the list of eligible write-in candidates on the official website of the designated election official.

Source: **L. 92:** Entire article R&RE, p. 737, § 9, effective January 1, 1993. **L. 93:** (1) amended, p. 1419, § 70, effective July 1. **L. 96:** (4) added, p. 1746, § 41, effective July 1. **L. 2016:** (4)(c) added, (SB 16-142), ch. 173, p. 580, § 45, effective May 18.

Editor's note: (1) This section is similar to former §§ 1-7-309 (3) and 1-7-507 (3) as they existed prior to 1992. For a detailed comparison, see the comparative tables located in the back of the index.

(2) Section 84 of chapter 173 (SB 16-142), Session Laws of Colorado 2016, provides that changes to this section by the act apply to elections conducted on or after May 18, 2016.

Colorado Revised Statutes 2016

1-7-509. Electronic and electromechanical vote counting - testing of equipment required - definition. (1) (a) An electronic or electromechanical voting system shall be tested at the conclusion of maintenance and testing. The tests shall be sufficient to determine that the voting system is properly programmed, the election is correctly defined on the voting system, and all of the voting system's input, output, and communication devices are working properly.

(b) The designated election official shall conduct at least three tests on all electronic and electromagnetic voting equipment, including a hardware test, a public logic and accuracy test conducted in accordance with subsection (2) of this section, and a postelection test or audit conducted in accordance with rules promulgated by the secretary of state. Each type of ballot, including mail, provisional, and audio ballots, shall be tested in accordance with rules promulgated by the secretary of state. The tests must ensure that the equipment will correctly count the votes cast for all offices and on all ballot questions and ballot issues and that the voting system will accurately count ballots of all types.

(c) (I) For all partisan elections, the designated election official shall select a testing board comprising at least two persons, one from each major political party, from the list provided by the major political parties pursuant to section 1-6-102.

(II) For all nonpartisan elections, the designated election official or coordinated election official, as applicable, shall select a testing board comprising at least two persons who are registered electors.

(III) Repealed.

(2) (a) A public test of voting equipment shall be conducted prior to the commencement of voting in accordance with this section by processing a preaudited group of ballots produced so as to record a predetermined number of valid votes for each candidate and on each ballot question or ballot issue. The test shall ensure that the system accurately records votes when the elector has the option of voting for more than one candidate in a race. The test shall ensure that the voting system properly rejects and does not count overvotes and undervotes.

(b) The public test shall be open to representatives of the political parties, the press, and the public, subject to the rules promulgated by the secretary of state pursuant to subsection (6) of this section. Each major political party, minor political party, ballot issue committee that has an issue on the ballot, and coordinating entity may designate one person, who shall be allowed to witness all public tests and the counting of pretest votes. If an observer or designee hinders or disturbs the test process, the designated election official may remove the person from the test area. An observer or designee who has been removed from a public test may be barred from future tests. The absence of observers or designees shall not delay or stop the public test.

(c) The testing board shall convene and designate at least one member to represent the board during the testing, sign the necessary reports, and report to the board. The programs and ballots used for testing shall be attested to and sealed by the board and retained in the custody of the designated election official. The absence of a member of the testing board shall not delay or stop the test.

(d) Upon completion of the testing conducted pursuant to this section, the testing board or its representative and the representatives of the political parties, ballot issue committees, and coordinating entities who attended the test may witness the resetting of each device that passed the test to a preelection state of readiness and the sealing of each such device in order to secure its state of readiness.

(e) The testing board or its representative shall sign a written statement indicating the devices tested, the results of the testing, the protective counter numbers of each device, if applicable, the number of the seal attached to each device upon completion of the testing, any problems reported to the designated election official as a result of the testing, and whether each device tested is satisfactory or unsatisfactory.

(3) Notice of the fact that the public test will take place shall be posted in the designated public place for posting notices in the county for at least seven days before the public test. The notice shall indicate the general time frame during which the test may take place and the manner in which members of the public may obtain specific information about the time and place of the test. Nothing in this subsection (3) shall preclude the use of additional methods of providing information about the public test to members of the public.

(4) (a) If any tested device is found to have an error in tabulation, it shall be deemed unsatisfactory. For each device deemed unsatisfactory, the testing board shall attempt to determine the cause of the error, attempt to identify and test other devices that could reasonably be expected to have the same error, and test a number of additional devices sufficient to determine that all other devices are satisfactory. The cause of any error detected shall be corrected, and an errorless count shall be made before the voting equipment is approved. The test shall be repeated and errorless results achieved before official ballots are counted.

(b) If an error is detected in the operation or output of an electronic voting device, including an error in spelling or in the order of candidates on a ballot, the problem shall be reported to the testing board and the designated election official. The designated election official shall correct the error.

(c) A voting device deemed unsatisfactory shall be recoded, repaired, or replaced and shall be made available for retesting unless a sufficient number of tested backup devices is available to replace the unsatisfactory device. The backup device may not be used in the election unless the testing board or its representative determines that the device is satisfactory. The designated election official shall announce at the conclusion of the first testing the date, place, and time that an unsatisfactory device will be retested, or, at the option of the testing board, the designated election official shall notify by telephone each person who was present at the first testing of the date, place, and time of the retesting.

(5) The designated election official shall keep records of all previous testing of electronic and electromechanical tabulation devices used in any election. Such records shall be available for inspection and reference during public testing by any person in attendance. The need of the testing board for access to such records during the testing shall take precedence over the need of other attendees for access so that the work of the testing board will not be hindered. Records of testing shall include, for each device, the name of the person who tested the device and the date, place, time, and results of each test. Records of testing shall be retained as part of the official records of the election in which the device is used.

(6) The secretary of state shall promulgate rules in accordance with article 4 of title 24, C.R.S., prescribing the manner of performing the logic and accuracy testing required by this section.

Source: L. 2005: Entire section added, p. 1404, § 27, effective June 6; entire section added, p. 1439, § 27, effective June 6. **L. 2007:** (1)(b) amended, p. 1779, § 17, effective June 1. **L. 2010:** (1)(c) amended, (HB 10-1116), ch. 194, p. 833, § 16, effective May 5. **L. 2012:** (1)(c)(III) added, (HB 12-1292), ch. 181, p. 686, § 31, effective May 17. **L. 2013:** (1)(b) amended, (HB 13-1303), ch. 185, p. 723, § 76, effective May 10.

Editor's note: Subsection (1)(c)(III)(B) provided for the repeal of subsection (1)(c)(III), effective January 1, 2015. (See L. 2012, p. 686.)

Cross references: In 2013, subsection (1)(b) was amended by the "Voter Access and Modernized Elections Act". For the short title and the legislative declaration, see sections 1 and 2 of chapter 185, Session Laws of Colorado 2013.

Rule 11. Voting Systems**11.3.2 Logic and Accuracy Test**

- (a) The county clerk must conduct the public Logic and Accuracy Test no later than the 18th day before election day.
- (b) The county must ensure that the Logic and Accuracy Test is open to the extent allowable in accordance with section 1-7-509(2)(b), C.R.S. The county clerk may limit the number of representatives from each group because of space limitations.
- (c) Preparing for the Logic and Accuracy Test
 - (1) The county must prepare a test deck of ballots that includes every ballot style and, where applicable, precinct. The county test deck must include a sufficient number of ballots to mark every vote position for every contest including write-in candidates, allow for situations where a contest permits an elector to vote for two or more positions, and include overvotes and undervotes for each contest.
 - (2) The county must convene a Testing Board of one registered elector from each of the major political parties. Testing Board members must be registered to vote in the county.
 - (3) The county must provide at least 25 ballots that are clearly marked as test ballots to each Testing Board member.
 - (4) Testing Board members must mark their test ballots following the instructions printed on the ballots and retain a record of the tally.
 - (5) The Testing Board must test the ballots on each type of voting device used in the election and each type of ballot including audio ballots.
- (d) Conducting the Test
 - (1) The county and Testing Board must observe the tabulation of all test ballots, compare the tabulation with the previously retained records of the test vote count, and correct any discrepancies before the device is used in the election.
 - (2) The county must reset the public counter to zero on all devices and present zero tapes to the Testing Board for verification.
 - (3) The county must make an appropriate number of voting devices available and the Testing Board may witness the programming and/or downloading of memory devices necessary for the test.

- (4) The Testing Board and designated election official must count the test ballots as follows, if applicable:
 - (A) Optical Scanners:
 - (i) The Testing Board must test at least one central count optical scanner and at least one optical scanner used at a voter service and polling center, if applicable.
 - (ii) The Testing Board must randomly select the machines to test.
 - (iii) The Testing Board must count the board and county's test ballot batches separately and generate reports to verify that the machine count is identical to the predetermined tally.
 - (B) DREs:
 - (i) The Testing Board must test at least one DRE.
 - (ii) The Testing Board must randomly select the machines to test.
 - (iii) Each member of the Testing Board must separately cast his or her test ballots on the selected DREs. Each Testing Board member must cast at least one of his or her test ballots using the audio ballot playback and accessible input devices.
 - (iv) Each Testing Board member must examine the tabulation tape or report and verify that the DRE results match what the Testing Board member manually marked on his or her test ballots.
 - (C) Ballot Marking Devices (BMDs):
 - (i) The Testing Board must test at least one BMD.
 - (ii) At least two members of the Testing Board must use the selected BMD to mark and print at least 25 ballots in the same manner that the testing board member manually marked his or her test ballots. At least two members of the Testing Board must mark at least one of his or her test ballots using the audio ballot playback and accessible input devices.

- (iii) A Testing Board member or county election official must separately scan and tabulate the test ballots marked with and printed from the BMD on one central count or polling location scanner, and generate a results report.
 - (iv) Each Testing Board member must verify that the results report generated from the scanner exactly corresponds to the testing board member's tally of the votes on the manually marked paper ballots comprising his or her test ballots.
- (e) Completing the test
 - (1) The county must keep all test materials, when not in use, in a durable, secure box. Each member of the Testing Board must verify the seals and initial the chain-of-custody log maintained by the county clerk. If the records are opened for inspection, at least two election officials must verify the seals and initial the chain-of-custody log.
 - (2) The county must upload the results from all tested scanners and DREs to the tabulation software, and save the tabulation results for the ENR test required under Rule 11.10.3.
 - (3) After testing, the Testing Board must watch the county reset and seal each voting device.
 - (4) The Testing Board and the county clerk must sign a written statement attesting to the qualification of each device successfully tested, the number of the seal attached to the voting device at the end of the test, any problems discovered, and any other documentation necessary to provide a full and accurate account of the condition of a given device.
 - (5) The county may not change the programming of any voting device after completing the logic and accuracy test for an election, except as required to conduct a recount or as authorized by the Secretary of State.

Rule 18. Uniform Counting Standards for Paper Ballots

- 18.1 In any election where a multiple page printed ballot is used, a voter must vote and return all pages of the ballot at the same time. Any voter who returns at least one page of a multiple page printed ballot will be considered to have voted and the county clerk or designated election official must count the votes on the submitted pages. The county clerk must not count votes on additional pages returned at a later time. The county clerk must appropriately mark, set aside, and preserve the ballots as election records in accordance with section 1-7-802, C.R.S.
- 18.2 Standards for hand counting paper ballots
- 18.2.1 In accordance with section 1-7-309, C.R.S., and Rule 18.5, judges counting ballots must consider the intent of the voter.
- 18.2.2 If a race or ballot measure is overvoted, the judges must not count any vote for that race or ballot measure.
- 18.2.3 If a race or ballot measure contains no markings by the voter, no tally will be made for that race or ballot measure. But all other candidate races or ballot measures properly marked by the voter on the ballot must be counted.
- 18.2.4 A ballot which has no markings for any candidate races or ballot measures must be tallied as a blank ballot.
- 18.3 Standards for counting paper ballots on ballot scanners
- 18.3.1 Procedures for counting paper ballots on ballot scanners at polling locations
- (a) To the extent permitted by its voting system, the county must program ballot scanners to sort ballots with write-in votes to a segregated bin of the ballot box or digital media and to initially reject blank ballots and ballots with overvotes.
 - (b) Voters whose ballots are initially rejected by a ballot scanner as a blank or overvoted ballot must be given the opportunity to review and correct their ballot. If after review, a voter requests to submit the blank or overvoted ballot as originally marked, an election judge must assist the voter by overriding the initial rejection setting on the ballot scanner.
 - (c) At the conclusion of voting, ballots with write-in votes must be delivered to the central count location in a secure container for resolution in accordance with Rule 18.5.3.
- 18.3.2 Procedures for counting paper ballots on ballot scanners at central count locations
- (a) Before tabulation, a resolution board must duplicate damaged ballots, and may duplicate ballots with marks that may identify the voter, in accordance with Rule 18.4. Election judges may visually inspect every ballot for the limited purpose of segregating damaged ballots and ballots with marks that may identify the voter.
 - (b) A county must sort ballots requiring resolution according to the capabilities of its voting system.
 - (1) If a county's voting system supports digital ballot resolution, the county must program the voting system to digitally queue for resolution blank

ballots, ballots with write-in votes, and ballots with overvotes. Ballots with marginal or ambiguous markings must be sorted according to the system provider's specifications, or, if different, the applicable Conditions of Use issued by the Secretary of State. The digitally queued ballots must be resolved by election judges in accordance with Rule 18.5.

- (2) If a county's voting system does not support digital ballot resolution, the county must program the central count ballot scanners to reject or sort blank ballots and ballots with overvotes, and to sort ballots with write-in votes. The resolution board must resolve all ballots initially rejected and sorted by the central count ballot scanners in accordance with Rule 18.5.
- (c) A resolution board must resolve ballots sorted or rejected for resolution.
- (1) In partisan elections, a resolution board must consist of at least two election judges affiliated with different major political parties.
 - (2) In nonpartisan elections, a resolution board must consist of at least two election judges.
 - (3) In counties with a voting system that does not support digital resolution, the county must have at least one resolution board.
 - (4) In counties with a voting system that supports digital resolution, a resolution board must work at each resolution workstation.
 - (5) The members of a resolution board for an election may change, but all members of the resolution board at any particular time must satisfy the eligibility requirements specified in this Rule 18.3.2(c).

18.4 Ballot Duplication

- 18.4.1 A resolution board must duplicate a voter's choices or selections on a damaged ballot onto a blank ballot of the same ballot style in accordance with Rule 18.4. During the duplication process, and to the extent necessary, the resolution board must also resolve overvotes, write-in votes, and ambiguous markings in accordance with Rule 18.5. During ballot duplication, two additional election judges must observe or review the work of each resolution board. In a partisan election, the observing election judges must be representatives of each major political party.
- 18.4.2 A resolution board must review the original ballot and the duplicated ballot, and consult the Voter Intent Guide if necessary, to ensure that each damaged ballot has been properly and accurately duplicated.
- 18.4.3 In order to match each damaged ballot to its corresponding duplicated ballot, the resolution board must identify and mark each damaged and duplicated ballot with the type of ballot and a unique number, similar to the following example: mark the damaged ballot "Orig 0001," and the counterpart duplicated ballot "Dupe 0001."
- 18.4.4 The resolution board must maintain a written log itemizing all damaged ballots that it duplicates. The duplication log must include at least each damaged and duplicated ballot's unique number, the date on which it was duplicated, the reason for duplication, and the printed names and signatures of the members of the resolution board.

18.4.5 A county clerk must count duplicated ballots in the same manner as all other paper ballots.

18.4.6 Before retention for storage, the resolution board must deposit all duplicated ballots and duplication logs in a sealable container that is clearly marked to identify its contents (e.g., “damaged ballots”). The county must maintain chain-of-custody and seal logs for the damaged ballot container at all times during the statutory election records retention period.

18.5 Ballot Resolution

18.5.1 A resolution board must resolve all blank ballots and ballots with overvotes, write-in votes, and ambiguous markings in accordance with the Secretary of State’s Voter Intent Guide.

18.5.2 Resolution of blank ballots. A resolution board must examine blank ballots to determine if the ballot is a true blank ballot or one that has been marked in a manner or medium that was not detected by the voting system.

(a) Counties without digital resolution capability. If the ballot is truly blank, the resolution board must re-scan the ballot and override the initial rejection setting. If the ballot is marked in a manner or medium that can be discerned by the resolution board but cannot be tabulated by the voting system, the resolution board must duplicate the ballot in accordance with Rule 18.4 and, to the extent necessary, resolve the ballot in accordance with Rule 18.5.

(b) Counties with digital resolution capability. If the ballot is truly blank, the resolution board must record the ballot as a blank ballot in the voting system’s resolution application. If the ballot is marked in a manner or medium that can be discerned by the resolution board but cannot be tabulated by the voting system, the resolution board must resolve the ballot in the voting system’s resolution application in accordance with Rules 18.5.2(b) and 18.5.3.

18.5.3 Resolution of write-in votes

(a) If a voter designates a vote for a named candidate on the ballot and writes in the name of the same candidate in the write-in area, the vote for the named candidate must be counted.

(b) If a voter votes for a named candidate in a ballot contest and writes in the name of a different candidate in the write-in area, the resolution board must resolve the markings as an overvote if the number of chosen candidates exceeds the maximum number of choices for that ballot contest.

(c) During any recount, if the number of undervotes in a ballot contest could change the outcome if attributed to an eligible write-in candidate, votes for that candidate must be counted whether or not the target area designating the selection of a write-in candidate has been marked, provided that the number of candidates chosen does not exceed the number permitted in that office.



Boulder County Elections Boulder County Clerk and Recorder


1750 33rd Street, Suite 200 • Boulder, CO 80301
www.BoulderCountyVotes.org • Phone: (303) 413-7740

Logic and Accuracy Test Documentation

BNOW and DAU test information

Election Title:			
2016 General Election – November 8, 2016			
BOSS Database ID:		Creation Date:	
MB: 092953	DAU: 092455	MB: 09/21/2016	DAU: 09/30/2016
Test Date(s):		Test Location:	
October 11 – 19, 2016		1750 33 rd St. Boulder, CO	

Title	Printed Name (Team #)	Ballot Now MBB ID Number	DRE MBB ID Number
LAT Coordinator County Test Deck	Justine Vigil-Tapia <i>Boulder County Elections Coordinator</i>	N/A	N/A
Board Member – Democratic Party Team #1A - Support Staff	Patricia Feeser Corinne Kramer	E-35	1
Board Member – Republican Party Team #2A - Support Staff	David Brown David Burns	J-40	11
Board Member – Democratic Party Team #1B - Support Staff	Paul Geissler Marge Atkinson	E-35	1
Board Member – Republican Party Team #2B - Support Staff	Catherine Jarrett Patricia Sweeney	J-40	11
Participant – Boulder County Team #3	Michelle Krezek	I-39	3
Participant – Boulder County Team #4	Liz Cross	G-37	18
Participant – City of Boulder Team #4	Lynnette Beck	G-37	18
Participant – City of Boulder Team #9	Heidi Leatherwood	A-31	14
Participant – City of Lafayette Team #5	Susan Koster	F-36	14
Participant – City of Lafayette Team #6	Susan Barker	D-300	3
Participant – City of Louisville Team #6	Meredyth Muth	D-300	3
Participant – City of Louisville Team #7	Carol Hanson	C-297	18
Participant – Town of Superior Team #7	Phyllis Hardin	C-297	18
Participant – Town of Superior Team #3	Allison James	I-39	3
Participant – Boulder Valley School District Team #5	Laura Shafer	F-36	14



Boulder County Elections
Boulder County Clerk and Recorder

1750 33rd Street, Suite 200 • Boulder, CO 80301
www.BoulderCountyVotes.org • Phone: (303) 413-7740

Title	Printed Name (Team #)	Ballot Now MBB ID Number	DRE MBB ID Number
Participant – Boulder Valley School District Team #8	Chris Buchholtz	H-38	3
Participant – St. Vrain Valley School District Team #9	Dr. Richard Martyr	A-31	14
Participant – St. Vrain Valley School District Team #8	Debbie Lammers	H-38	3
Participant – Knollwood Metropolitan District Team #10	Barry Baer	D-34	18
Participant – Knollwood Metropolitan District Team #10	Jim Semborski	D-34	18
Participant – St. Vrain Left Hand Water Conservancy District Team #11	Terry Lance	B-32	14
Support Staff	Serena Walker		




Boulder County Elections Boulder County Clerk and Recorder

1750 33rd Street, Suite 200 • Boulder, CO 80301
www.BoulderCountyVotes.org • Phone: (303) 413-7740

Logic and Accuracy Test Documentation

BNOW and DAU test information

DEVICE DOCUMENTATION					
Device ID	Type of Device	Members Testing Device	Satisfactory / Unsatisfactory	Initials	Seal # (Where applicable)
1 – JBC – 205 - Serial # C03E54	MBB - 1		Satisfactory	On File	On File
Booth #206 Serial # A0B249	ESlate	Patricia Feeser Paul Geissler	Satisfactory	On File	On File
Booth #206 Serial # V03689	VVPAT		Satisfactory	On File	On File
Booth #66 Serial # A0AC9A	ESlate	Patricia Feeser Paul Geissler	Satisfactory	On File	On File
Booth #66 Serial # V03680	VVPAT		Satisfactory	On File	On File
3 – JBC – 215 - Serial # C03E1B	MBB - 3		Satisfactory	On File	On File
Booth #124 Serial # A0AFFE	eSlate	Chris Buchholtz Debbie Lammers	Satisfactory	On File	On File
Booth #124 Serial # V03662	VVPAT		Satisfactory	On File	On File
Booth #178 Serial # A0B1CC	eSlate	Susan Barker Meredyth Muth Michelle Krezek Allison James	Satisfactory	On File	On File
Booth #178 Serial # V0377A	VVPAT		Satisfactory	On File	On File
11 – JBC – 212 - Serial # C03F0A	MBB - 11		Satisfactory	On File	On File
Booth #27 Serial # A0A970	eSlate	David Brown Catherine Jarrett	Satisfactory	On File	On File
Booth #27 Serial # V037A2	VVPAT		Satisfactory	On File	On File
Booth #121 Serial # A0AFF0	eSlate	David Brown Catherine Jarrett	Satisfactory	On File	On File
Booth #121 Serial # V036E3	VVPAT		Satisfactory	On File	On File
14 – JBC – 216 - Serial # C03F1D	MBB - 14		Satisfactory	On File	On File
Booth #208 Serial # A0B24C	eSlate	Heidi Leatherwood Dr. Richard Martyr	Satisfactory	On File	On File
Booth #208 Serial # V036BC	VVPAT		Satisfactory	On File	On File
Booth #205 Serial # A0B248	eSlate	Susan Koster Laura Shafer Terry Lance	Satisfactory	On File	On File
Booth #205 Serial # V03701	VVPAT		Satisfactory	On File	On File
18 – JBC – 218 - Serial # C03F47	MBB - 18		Satisfactory	On File	On File
Booth #107 Serial # A0AF54	eSlate	Barry Baer Jim Semborski	Satisfactory	On File	On File
Booth #107 Serial # V037A9	VVPAT		Satisfactory	On File	On File
Booth #213 Serial # A0B25F	eSlate	Phyllis Hardin Carol Hanson Liz Cross Lynette Beck	Satisfactory	On File	On File
Booth #213 Serial # V03685	VVPAT		Satisfactory	On File	On File



Boulder County Elections
Boulder County Clerk and Recorder

1750 33rd Street, Suite 200 • Boulder, CO 80301
www.BoulderCountyVotes.org • Phone: (303) 413-7740

Statement of Qualification of Election Devices
October 21, 2016

I attest that, to the best of my knowledge, with the revised scanner settings, each election device used in the Logic and Accuracy Test (LAT) passed the requirements of the LAT and accurately tabulated all properly marked LAT ballots.

It is the determination of the Logic and Accuracy Testing Board that all devices tested are qualified to be used in the 2016 General Election on November 8, 2016.

Democratic LAT Testing Board Members:

Paul Geissler:

[Redacted Signature]

10-21-16

Patricia Feeser:

[Redacted Signature]

10-21-16

Republican LAT Testing Board Member:

Catherine Jarrett:

[Redacted Signature]

David Brown:

[Redacted Signature]

Boulder County Clerk and Recorder:

Hillary Hall:

[Redacted Signature]

Justine Vigil-Tapia
(for Hillary Hall)

Any problems discovered during testing are described as follows. Additionally, I am reporting any other information or attaching any additional documentation that might be necessary to provide a full and accurate account of the condition of each piece of equipment:

Boulder County Clerk and Recorder:

Refer to the attached LAT Scan Setting Issue document for problem identification, escalation and resolution details.


Also included is Attachment A (LAT Board Meeting Notes – October 17, 2016)

Democratic LAT Testing Board Members:

Great job - We all participated!
Very Thorough and Transparent.

Republican LAT Testing Board Member:

The staff did a great job finding the discrepancies explaining them, and finding a solution.



2016 Boulder County General Election Logic and Accuracy Test Scan Setting Issue and Optimal Scan Test Research

Completed by Canon, Capital Business Systems, and the Boulder County Elections Division

Scan Issue Overview

While conducting the Logic and Accuracy Test (LAT) on October 14, for the 2016 General Election, we discovered four instances out of over 278,000 individual voted contests, where there was an anomaly with a marked vote that our scanners did not detect. On October 12, our office chose to escalate the matter and we notified the Colorado Secretary of State's office.

Our election vendors (HART, Capital and Canon) were engaged to assist with troubleshooting and as part of our continued testing an additional instance occurred similar to the other four instances for a total of five instances. Default settings were in use when this fifth error occurred. The five marks (the four LAT test issues and one from the scanner setting test) were reviewed by test attendees who included staff, experienced test board members, the State, Canon, and Capital. All agree when reviewing the ballot that there appears to be sufficient markings to expect the system to capture these votes, especially when comparing to other ballot markings across the ballot and test decks.

Process and Results

Initially, we followed the HART recommendation, to turn off scanner advanced settings fully, and it did not result in any improvement. We also had the scan systems cleaned and calibrated again, repeating the test thereafter. The result of using default and revised settings are reflected in this document.

After ruling out potential causes such as print issues, we worked with Canon and Capital to evaluate scanner settings and discovered the following:

- Use of the default settings resulted in no improvement ("Auto" option disabled for Brightness and Contrast settings, Brightness set to 128)
- Use of the Canon and Capital Business Systems revised settings resolved the issue (Brightness set to 4 and use of threshold level vs. a firm number)

Test Examples

This document contains photo comparison examples of ballot images captured with default settings and the revised/optimal settings. In addition, Test Board Members inspected and compared the actual ballots to the scanned images and confirmed that the revised setting adjustment did in fact resolve the scan setting issue.

Photo of actual ballot: County Test Deck Ballot - Presidential Electors – Vote for Gloria La Riva

*Target box is not fully filled in, and is marked with black pen, but it has purple tones



Gloria Estela La Riva / Dennis J. Banks
Socialism and Liberation

Comparison: County Test Deck Ballot - Default Settings vs. Optimal Settings - Presidential Electors

Unresolved undervoted contest

Contest

✓
W
📄
🗳️
🔍
🔄

Presidential Electors
(Vote for One Pair)

☐ Hillary Clinton / Tim Kaine
Democratic

☐ Donald J. Trump / Michael R. Pence
Republican

☐ Darrell L. Castle / Scott N. Bradley
American Constitution

☐ Gary Johnson / Bill Weld
Libertarian

☐ Jill Stein / Ajamu Baraka
Green

☐ Frank Atwood / Blake Huber
Approval Voting

☐ "Rocky" Roque De La Fuente / Michael Steinberg
American Delta

☐ James Hedges / Bill Bayes
Prohibition

☐ Tom Hoefling / Steve Schulin
America's

☐ Chris Keniston / Deacon Taylor
Veterans of America

☐ Alyson Kennedy / Osborne Hart
Socialist Workers

☐ Kyle Kenley Kopitke / Nathan R. Sorenson
Independent American

☐ Laurence Kotlikoff / Edward Leamer
Kotlikoff for President

☒ Gloria Estela La Riva / Dennis J. Banks
Socialism and Liberation

☐ Bradford Lyttle / Hannah Walsh
Nonviolent Resistance/Pacifist

☐ Joseph Allen Maldonado / Douglas K. Terranova
Independent People

☐ Michael A. Maturen / Juan Munoz
American Solidarity

☐ Evan McMullin / Nathan Johnson
Unaffiliated

☐ Ryan Alan Scott / Bruce Kendall
Barnard
Unaffiliated

☐ Rod Silva / Richard C. Silva
Nutrition

☐ Mike Smith / Daniel White
Unaffiliated

☐ Emidio Soltysik / Angela Nicole Walker
Socialist USA

☐ Write-in

Resolved contest

Contest

✓
W
📄
🗳️
🔍
🔄

Presidential Electors
(Vote for One Pair)

☐ Hillary Clinton / Tim Kaine
Democratic

☐ Donald J. Trump / Michael R. Pence
Republican

☐ Darrell L. Castle / Scott N. Bradley
American Constitution

☐ Gary Johnson / Bill Weld
Libertarian

☐ Jill Stein / Ajamu Baraka
Green

☐ Frank Atwood / Blake Huber
Approval Voting

☐ "Rocky" Roque De La Fuente / Michael Steinberg
American Delta

☐ James Hedges / Bill Bayes
Prohibition

☐ Tom Hoefling / Steve Schulin
America's

☐ Chris Keniston / Deacon Taylor
Veterans of America

☐ Alyson Kennedy / Osborne Hart
Socialist Workers

☐ Kyle Kenley Kopitke / Nathan R. Sorenson
Independent American

☐ Laurence Kotlikoff / Edward Leamer
Kotlikoff for President

☒ Gloria Estela La Riva / Dennis J. Banks
Socialism and Liberation

☐ Bradford Lyttle / Hannah Walsh
Nonviolent Resistance/Pacifist

☐ Joseph Allen Maldonado / Douglas K. Terranova
Independent People

☐ Michael A. Maturen / Juan Munoz
American Solidarity

☐ Evan McMullin / Nathan Johnson
Unaffiliated

☐ Ryan Alan Scott / Bruce Kendall
Barnard
Unaffiliated

☐ Rod Silva / Richard C. Silva
Nutrition

☐ Mike Smith / Daniel White
Unaffiliated

☐ Emidio Soltysik / Angela Nicole Walker
Socialist USA

☐ Write-in

Photo of actual ballot: County Test Deck Ballot - Regent of the University of Colorado – At Large – Vote for Alive Madden

*Target box is not fully filled in, and is marked with black pen, but it has purple tones

Regent of the University of Col

(Vote for One)

Alice Madden

Democratic

Comparison: County Test Deck Ballot - Default Settings vs. Optimal Settings - Regent of the University of Colorado – At Large

Unresolved undervoted contest

Contest

✓ W

Regent of the University of Colorado - At Large

(Vote for One)

Alice Madden

Democratic

Heidi Ganahl

Republican

Contest: Vote for 1

Resolved contest

Contest

✓ W

Regent of the University of Colorado - At Large

(Vote for One)

Alice Madden

Democratic

Heidi Ganahl

Republican

Contest: Vote for 1

Photo of actual ballot: County Test Deck Ballot - Judge Langer Retention Question – Vote for NO

*Target box is not fully filled in, and is marked with black pen, but it has purple tones

Shall Judge Bruce Langer of the 2

retained in office?

YES

NO

Note: This particular contest passed the pre-LAT, failed the LAT and has since been captured correctly.

Comparison: County Test Deck Ballot - Default Settings vs. Optimal Settings - Judge Langer Retention Question

Resolved contest

Contest

✓ W

District Court Judge - 20th Judicial District

(Vote YES or NO)

Shall Judge Bruce Langer of the 20th Judicial District be

retained in office?

YES

NO

Contest: Vote for 1

Resolved contest

Contest

✓ W

District Court Judge - 20th Judicial District

(Vote YES or NO)

Shall Judge Bruce Langer of the 20th Judicial District be

retained in office?

YES

NO

Contest: Vote for 1

Photo of actual ballot: County Test Deck Ballot - SCFD Issue 4B – Vote for NC/AGAINST

*Target box is not fully filled in, and is marked with black pen, but it has purple tones



Comparison: County Test Deck Ballot - Default Settings vs. Optimal Settings - SCFD Issue 4B

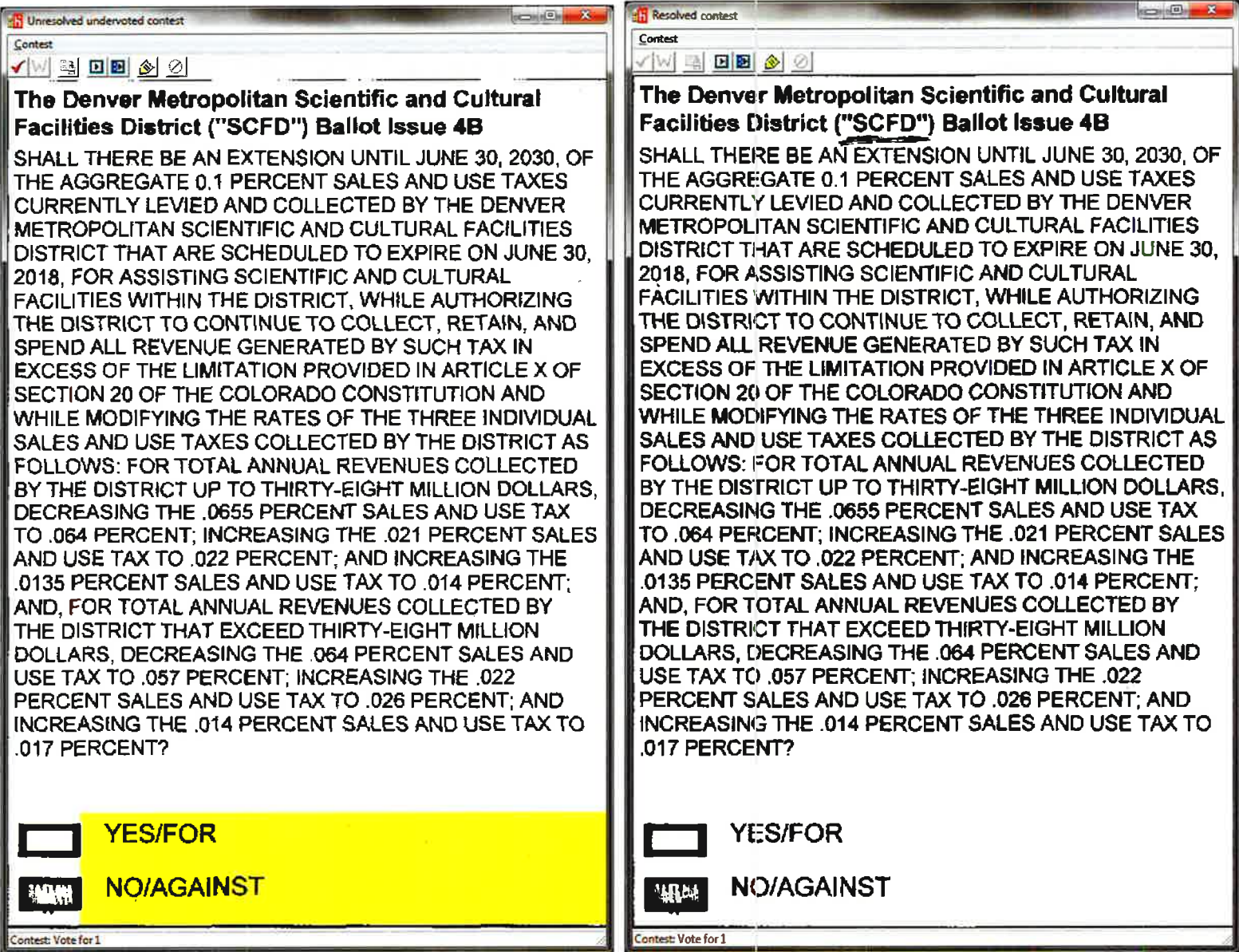


Photo of actual ballot: Test Ballot #1 - Presidential Electors and **Comparison:** Test Ballot #1 – Default Settings vs. Optimal Settings – Presidential Electors

**Target boxes are not fully filled in, and are marked with highlighters, markers, various colored and styles of pens, and pencils*

Contest

Presidential Electors
(Vote for One Pair)

☒ Hillary Clinton / Tim Kaine
Democratic

☒ Donald J. Trump / Michael R. Pence
Republican

☒ Darrell L. Castle / Scott N. Bradley
American Constitution

☒ Gary Johnson / Bill Weld
Libertarian

☒ Jill Stein / Ajamu Baraka
Green

☒ Frank Atwood / Blake Huber
Approval Voting

☒ "Rocky" Roque De La Fuente /
Michael Steinberg
American Delta

☒ James Hedges / Bill Bayes
Prohibition

☒ Tom Hoefling / Steve Schulin
America's

☒ Chris Keniston / Deacon Taylor
Veterans of America

☒ Alyson Kennedy / Osborne Hart
Socialist Workers

☒ Kyle Kenley Kopitke / Nathan R.
Sorenson
Independent American

☒ Laurence Kotlikoff / Edward Leamer
Kotlikoff for President

☐ Gloria Estela La Riva / Dennis J.
Banks
Socialism and Liberation

☐ Bradford Lyttle / Hannah Walsh
Nonviolent Resistance/Pacifist

☐ Joseph Allen Maldonado / Douglas K.
Terranova
Independent People

☐ Michael A. Maturen / Juan Munoz
American Solidarity

☐ Evan McMullin / Nathan Johnson
Unaffiliated

☐ Ryan Alan Scott / Bruce Kendall
Barnard
Unaffiliated

☐ Rod Silva / Richard C. Silva
Nutrition

☐ Mike Smith / Daniel White
Unaffiliated

☐ Emidio Soltysik / Angela Nicole
Walker
Socialist USA

☐ Write-in

Contest

Presidential Electors
(Vote for One Pair)

☒ Hillary Clinton / Tim Kaine
Democratic

☒ Donald J. Trump / Michael R. Pence
Republican

☒ Darrell L. Castle / Scott N. Bradley
American Constitution

☒ Gary Johnson / Bill Weld
Libertarian

☒ Jill Stein / Ajamu Baraka
Green

☒ Frank Atwood / Blake Huber
Approval Voting

☒ "Rocky" Roque De La Fuente /
Michael Steinberg
American Delta

☒ James Hedges / Bill Bayes
Prohibition

☒ Tom Hoefling / Steve Schulin
America's

☒ Chris Keniston / Deacon Taylor
Veterans of America

☒ Alyson Kennedy / Osborne Hart
Socialist Workers

☒ Kyle Kenley Kopitke / Nathan R.
Sorenson
Independent American

☒ Laurence Kotlikoff / Edward Leamer
Kotlikoff for President

☒ Gloria Estela La Riva / Dennis J.
Banks
Socialism and Liberation

☒ Bradford Lyttle / Hannah Walsh
Nonviolent Resistance/Pacifist

☒ Joseph Allen Maldonado / Douglas K.
Terranova
Independent People

☒ Michael A. Maturen / Juan Munoz
American Solidarity

☒ Evan McMullin / Nathan Johnson
Unaffiliated

☒ Ryan Alan Scott / Bruce Kendall
Barnard
Unaffiliated

☒ Rod Silva / Richard C. Silva
Nutrition

☒ Mike Smith / Daniel White
Unaffiliated

☒ Emidio Soltysik / Angela Nicole
Walker
Socialist USA

☒ Write-in

Contest

Presidential Electors
(Vote for One Pair)

☒ Hillary Clinton / Tim Kaine
Democratic

☒ Donald J. Trump / Michael R. Pence
Republican

☒ Darrell L. Castle / Scott N. Bradley
American Constitution

☒ Gary Johnson / Bill Weld
Libertarian

☒ Jill Stein / Ajamu Baraka
Green

☒ Frank Atwood / Blake Huber
Approval Voting

☒ "Rocky" Roque De La Fuente /
Michael Steinberg
American Delta

☒ James Hedges / Bill Bayes
Prohibition

☒ Tom Hoefling / Steve Schulin
America's

☒ Chris Keniston / Deacon Taylor
Veterans of America

☒ Alyson Kennedy / Osborne Hart
Socialist Workers

☒ Kyle Kenley Kopitke / Nathan R.
Sorenson
Independent American

☒ Laurence Kotlikoff / Edward Leamer
Kotlikoff for President

☒ Gloria Estela La Riva / Dennis J.
Banks
Socialism and Liberation

☒ Bradford Lyttle / Hannah Walsh
Nonviolent Resistance/Pacifist

☒ Joseph Allen Maldonado / Douglas K.
Terranova
Independent People

☒ Michael A. Maturen / Juan Munoz
American Solidarity

☒ Evan McMullin / Nathan Johnson
Unaffiliated

☒ Ryan Alan Scott / Bruce Kendall
Barnard
Unaffiliated

☒ Rod Silva / Richard C. Silva
Nutrition

☒ Mike Smith / Daniel White
Unaffiliated

☒ Emidio Soltysik / Angela Nicole
Walker
Socialist USA

☒ Write-in

Contest: Vote for 1



Contest: Vote for 1

Contest: Vote for 1

Photo of actual ballot: Test Ballot #1– State Senator – District 18

**Target boxes are not fully filled in, and are marked with blue pen*

State Senator - District 18
(Vote for One)

	Stephen Fenberg Democratic
	M. Peter Spraitz Republican

Comparison: Test Ballot #1 – Default Settings vs. Optimal Settings – State Senator – District 18

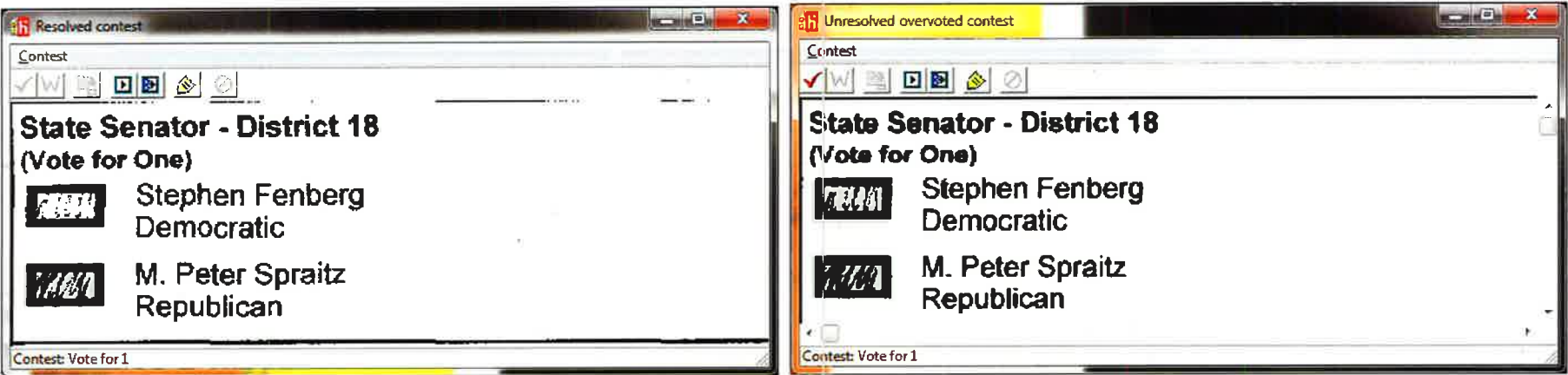
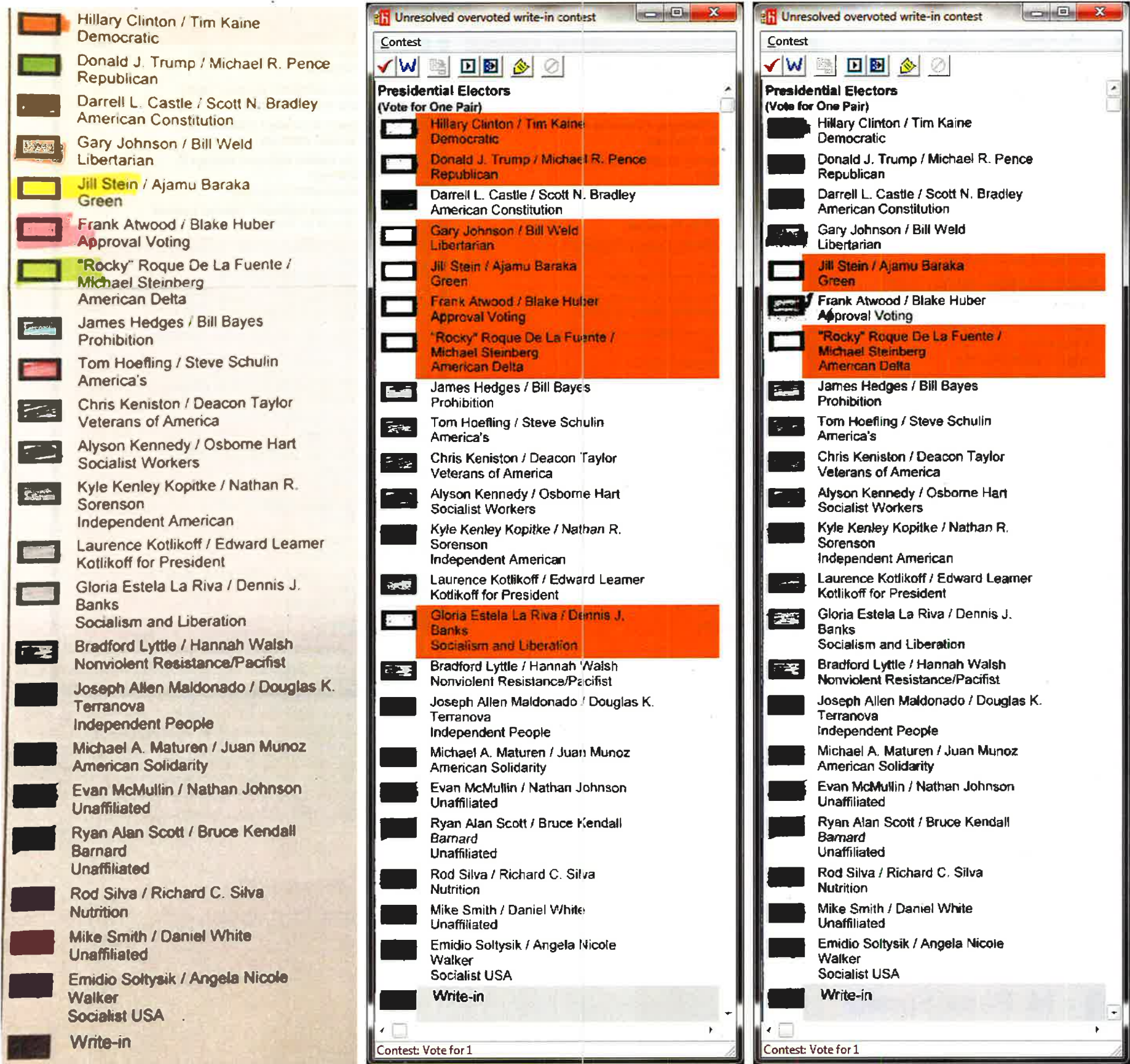


Photo of actual ballot: Test Ballot #2 - Presidential Electors and Comparison: Test Ballot #1 – Default Settings vs. Optimal Settings – Presidential Electors

*Target boxes ARE fully filled in, and are marked with highlighters, markers, various colored and styles of pens, and pencils




Result Summary

The testing conducted with the revised settings produced consistent and accurate results. We have concluded that the revised settings produce images that meet the level of quality necessary so that everyone has confidence in the system and that intended votes are getting accurately captured.

Ballot Type	Number Tested	Number of Test Cycles	Number Tested
Round Trip Test Deck	1837	1	1837
LAT Ballots	2856	3	8568
Total			10,405

As to root cause of the anomaly, we believe it is related to the ink and/or pen used in combination with not completely filling in the box of the voted choice. While we have never seen this exact error before, we have confirmed through testing that the revised settings work correctly and don't cause unintended consequences.

Going forward we will use the revised setting, combined with our standard visual inspection and resolution audit processes.




Boulder County Clerk and Recorder
Boulder County Elections

1750 33rd Street, Suite 200 • Boulder, CO 80301
www.BoulderCountyVotes.org • Phone: (303) 413-7740

Attachment A
Logic and Accuracy Testing Board Meeting Notes
October 17, 2016

Summary:

- On October 14, the Test Board completed the DRE portion of the LAT, resetting and resealing equipment.
- Elections team presented information on the four single instances out of over 278,000 individual voted contests, where there was an anomaly with a marked vote that our scanners did not detect. Essentially the box for the contest was lightly filled in and generated so few pixels our scanners did not recognize it as a vote. However, upon visual inspection we felt in these four instances it should qualify as a vote.
- While this generates an error rate of far less than a one hundredth of a percent (.000014), the Elections Office job is to make sure everyone has confidence in the system and that intended votes are getting accurately captured.
- Our office chose to escalate the matter, following our planned escalation process and notified the Colorado Secretary of State's office on October 12.
- We are in the process of working with our election vendors and service providers (Canon, HART and Capital) to determine whether this issue is best addressed through:
 - ✓ Our current processes:
 1. Our visual inspection process, where we already separate out improperly voted ballots that create marginal marks like check marks, wrong color pens, lightly marked ballots.
 2. Combined with our resolution image audit, where all ballot images are reviewed up to the Sunday before the election to ensure proper training and capturing of votes
 3. And our recount processes where all undervotes would be reviewed.
 - ✓ Or whether we need to make any minor adjustments to our scanning equipment.
- Next meeting is scheduled for Tuesday, October 18 at 10:30 a.m. where we will layout options with the Testing Board and Secretary of State's office and determine how to proceed.



Boulder County Clerk and Recorder
Boulder County Elections

1750 33rd Street, Suite 200 • Boulder, CO 80301
www.BoulderCountyVotes.org • Phone: (303) 413-7740


Notes regarding escalation process of finding in the LAT:

What we discovered and why we escalated:

- First confirmed that discrepancies were not a human tally error.
- Contests were marked in a way that causes it to be on the edge of the threshold for what our Ballot Now system needs in order for the mark to be captured as a vote (how it scans and then how Ballot Now processes the image).
- We checked for things such as ink composition (red), pressure, angle, ink flow, not meeting threshold to be converted to black and read by system.
- The ballots that had these four single instances of misread boxes during testing were not visually inspected, and we therefore did not see these types of improperly marked ballots like we would have in the actual Election Process.
- These ballots were part of the County-employee filled in test deck of ballots.

Background:

- The week of October 3, we voted the county LAT ballots and scanned them to reconcile the test deck and ensure we included everything we needed for the LAT.
- We had an anomaly with two ballots and inquired with HART as to the possible cause and next steps.
- Two ballots were removed and re-voted while awaiting response, on in-house printed ballots checking to see if it was printer or print quality related. Those ballots scanned through fine.
- On Wednesday, we scanned the entire test deck again, including the county portion of the test deck; the participating jurisdictions test ballots and the political party test ballots.
- On Wednesday at the conclusion of the LAT, we had three discrepancies from how the ballots were voted to the totals we received from our tally equipment. We determined one was human error and two were not. In two voted contests that were properly captured last week and when rescanned this week, were not captured.
- There were a total of 4 discrepancies out of 278,768 contests voted for both tests conducted the week of October 3 and the LAT conducted on October 12.
- Per LAT protocol, we initiated the escalation process; we've also checked all scanners and have found that it is not one scanner/system.
- We have additionally tested and determined it is not the programming of Ballot Now (voting equipment) and verified the trusted build, confirming it has not been altered.
- We are currently checking that it's not a scanner malfunction or driver settings issue.
- We believe it is related to the ink and/or pen used in combination with not completely filling in the box of the voted choice.
- While we have never seen this exact error before, we have a visual inspection process in place to address marginal marks and ensure they are properly captured.



What we've done:

- Contacted our election vendors to confirm driver settings and system set-up. Vendors include: Hart, Capital and Canon
- Notified the Secretary of State's Office
- Validated settings and captured test images for vendor review and troubleshooting
- Provided vendor with images from Ballot Now and the physical voted ballots
- Reviewed information with Testing Board

Impact:

- Ultimately, the error rate from this type of anomaly is extremely low.
- Testing Summary

Type of Test	Ballots
Internal Test	39
Round Trip	1675
County Test Deck	2731
LAT	2891
Total voted ballots since equipment service	7336
Results	
Number of Errors	4
Average number of contests/ballot	38
Number of contests voted	278,768
Error Rate	0.000014
Error Rate as a percentage	0.0014%

- With this error rate, it would only impact extremely close races which by normal process are evaluated for automatic recount anyway.
- However, our office still wants to determine the right solution to check for and best capture votes that are marked in this manner, as we strive to eliminate any error rate.

Next Steps:

- Work with vendors, Test Board and SOS to align on course of action.
- Additionally, continue to encourage voters to follow the Voter Instructions, use a blue or black ballpoint pen, and to completely fill in the box of your choice for each race that you vote on.

X PATRICIA R. FEESEK
10-21-16

X Cathy Jarrett 10-21-16

2016 General Election LAT Paper

Cumulative Report — Official

Boulder County, Colorado — 2016 Boulder County General Election — November 08, 2016

Page 2 of 23

10/16/2016 12:43 PM

Total Number of Voters : 2,996 of 205,111 = 1.46%

Precincts Reporting 0 of 283 = 0.00%

Party	Candidate	Absentee		Early		Election		Total	
Presidential Electors, Vote For 1									
DEM	Hillary Clinton / Tim Kaine	84	2.94%	0	0.00%	0	0.00%	84	2.94%
REP	Donald J. Trump / Michael R. Pence	104	3.65%	0	0.00%	0	0.00%	104	3.65%
ACN	Darrell L. Castle / Scott N. Bradley	122	4.28%	0	0.00%	0	0.00%	122	4.28%
LBR	Gary Johnson / Bill Weld	165	5.78%	0	0.00%	0	0.00%	165	5.78%
GRN	Jill Stein / Ajamu Baraka	47	1.65%	0	0.00%	0	0.00%	47	1.65%
	Frank Atwood / Blake Huber Approval Voting	79	2.77%	0	0.00%	0	0.00%	79	2.77%
	"Rocky" Roque De La Fuente / Michael Steinberg American Delta	119	4.17%	0	0.00%	0	0.00%	119	4.17%
	James Hedges / Bill Bayes Prohibition	158	5.54%	0	0.00%	0	0.00%	158	5.54%
	Tom Hoefling / Steve Schulin America's	39	1.37%	0	0.00%	0	0.00%	39	1.37%
	Chris Keniston / Deacon Taylor Veterans of America	79	2.77%	0	0.00%	0	0.00%	79	2.77%
	Alyson Kennedy / Osborne Hart Socialist Workers	121	4.24%	0	0.00%	0	0.00%	121	4.24%
	Kyle Kenley Kopitke / Nathan R. Sorenson Independent American	161	5.64%	0	0.00%	0	0.00%	161	5.64%
	Laurence Kotlikoff / Edward Leamer Kotlikoff for President	41	1.44%	0	0.00%	0	0.00%	41	1.44%
	Gloria Estela La Riva / Dennis J. Banks Socialism and Liberation	79	2.77%	0	0.00%	0	0.00%	79	2.77%
	Bradford Lyttle / Hannah Walsh Nonviolent Resistance/Pacifist	118	4.14%	0	0.00%	0	0.00%	118	4.14%
	Joseph Allen Maldonado / Douglas K. Terranova Independent People	156	5.47%	0	0.00%	0	0.00%	156	5.47%
	Michael A. Maturen / Juan Munoz American Solidarity	39	1.37%	0	0.00%	0	0.00%	39	1.37%
UAF	Evan McMullin / Nathan Johnson	79	2.77%	0	0.00%	0	0.00%	79	2.77%
UAF	Ryan Alan Scott / Bruce Kendall Barnard	117	4.10%	0	0.00%	0	0.00%	117	4.10%
	Rod Silva / Richard C. Silva Nutrition	156	5.47%	0	0.00%	0	0.00%	156	5.47%
UAF	Mike Smith / Daniel White	39	1.37%	0	0.00%	0	0.00%	39	1.37%
	Emidio Soltysik / Angela Nicole Walker Socialist USA	80	2.80%	0	0.00%	0	0.00%	80	2.80%
	Bruce Lohmiller / J.R. Smith - Green / Democratic (W)	119	4.17%	0	0.00%	0	0.00%	119	4.17%
	Thomas J. Nieman / Bernie Jackson - Unaffiliated / Libertarian (W)	157	5.50%	0	0.00%	0	0.00%	157	5.50%
	Corey Stermer / Jeff Ryan - Unaffiliated / Republican (W)	40	1.40%	0	0.00%	0	0.00%	40	1.40%
	David Perry / Eric "Rick" Seiley - Republican (W)	78	2.73%	0	0.00%	0	0.00%	78	2.73%
	Brian Anthony Perry / Michael Byron Nelson - Unaffiliated (W)	118	4.14%	0	0.00%	0	0.00%	118	4.14%
	Cherunda Fox / Roger Kushner - Unaffiliated (W)	159	5.57%	0	0.00%	0	0.00%	159	5.57%
Cast Votes:		2,853	95.96%	0	0.00%	0	0.00%	2,853	95.96%
Over Votes:		43	1.45%	0	0.00%	0	0.00%	43	1.45%
Under Votes:		77	2.59%	0	0.00%	0	0.00%	77	2.59%

2016 General Election LAT Paper

Cumulative Report — Official

Boulder County, Colorado — 2016 Boulder County General Election — November 08, 2016

Page 3 of 23

10/16/2016 12:43 PM

Total Number of Voters : 2,996 of 205,111 = 1.46%

Precincts Reporting 0 of 283 = 0.00%

Party	Candidate	Absentee	Early	Election	Total
-------	-----------	----------	-------	----------	-------

Precincts			Voters		
Counted	Total	Percent	Ballots	Registered	Percent
0	280	0.00%	2,973	205,111	1.45%

United States Senator, Vote For 1

DEM	Michael Bennet	88	9.67%	0	0.00%	0	0.00%	88	9.67%
REP	Darryl Glenn	105	11.54%	0	0.00%	0	0.00%	105	11.54%
LBR	Lily Tang Williams	130	14.29%	0	0.00%	0	0.00%	130	14.29%
GRN	Arn Menconi	172	18.90%	0	0.00%	0	0.00%	172	18.90%
UNI	Bill Hammons	45	4.95%	0	0.00%	0	0.00%	45	4.95%
UAF	Dan Chapin	82	9.01%	0	0.00%	0	0.00%	82	9.01%
UAF	Paul Noel Fiorino	125	13.74%	0	0.00%	0	0.00%	125	13.74%
	Don Willoughby - Unaffiliated (W)	163	17.91%	0	0.00%	0	0.00%	163	17.91%

Cast Votes:	910	30.61%	0	0.00%	0	0.00%	910	30.61%
Over Votes:	39	1.31%	0	0.00%	0	0.00%	39	1.31%
Under Votes:	2,024	68.08%	0	0.00%	0	0.00%	2,024	68.08%

Precincts			Voters		
Counted	Total	Percent	Ballots	Registered	Percent
0	280	0.00%	2,973	205,111	1.45%

Representative to the 115th United States Congress - District 2, Vote For 1

DEM	Jared Polis	83	26.77%	0	0.00%	0	0.00%	83	26.77%
REP	Nicholas Morse	102	32.90%	0	0.00%	0	0.00%	102	32.90%
LBR	Richard Longstreth	125	40.32%	0	0.00%	0	0.00%	125	40.32%

Cast Votes:	310	12.28%	0	0.00%	0	0.00%	310	12.28%
Over Votes:	34	1.35%	0	0.00%	0	0.00%	34	1.35%
Under Votes:	2,180	86.37%	0	0.00%	0	0.00%	2,180	86.37%

Precincts			Voters		
Counted	Total	Percent	Ballots	Registered	Percent
0	221	0.00%	2,524	149,550	1.69%

2016 General Election LAT Paper

Cumulative Report — Official

Boulder County, Colorado — 2016 Boulder County General Election — November 08, 2016

Page 4 of 23

10/16/2016 12:43 PM

Total Number of Voters : 2,996 of 205,111 = 1.46%

Precincts Reporting 0 of 283 = 0.00%

Party	Candidate	Absentee	Early	Election	Total
-------	-----------	----------	-------	----------	-------

Representative to the 115th United States Congress - District 4, Vote For 1

DEM	Bob Seay	12	15.79%	0	0.00%	0	0.00%	12	15.79%
REP	Ken Buck	18	23.68%	0	0.00%	0	0.00%	18	23.68%
LBR	Bruce Griffith	20	26.32%	0	0.00%	0	0.00%	20	26.32%
	Donald Howbert - Republican (W)	26	34.21%	0	0.00%	0	0.00%	26	34.21%
Cast Votes:		76	16.93%	0	0.00%	0	0.00%	76	16.93%
Over Votes:		6	1.34%	0	0.00%	0	0.00%	6	1.34%
Under Votes:		367	81.74%	0	0.00%	0	0.00%	367	81.74%

Precincts			Voters		
Counted	Total	Percent	Ballots	Registered	Percent
0	59	0.00%	449	55,561	0.81%

Regent of the University of Colorado - At Large, Vote For 1

DEM	Alice Madden	107	44.21%	0	0.00%	0	0.00%	107	44.21%
REP	Heidi Ganahl	135	55.79%	0	0.00%	0	0.00%	135	55.79%
Cast Votes:		242	8.14%	0	0.00%	0	0.00%	242	8.14%
Over Votes:		40	1.35%	0	0.00%	0	0.00%	40	1.35%
Under Votes:		2,691	90.51%	0	0.00%	0	0.00%	2,691	90.51%

Precincts			Voters		
Counted	Total	Percent	Ballots	Registered	Percent
0	280	0.00%	2,973	205,111	1.45%

Regent of the University of Colorado - Congressional District 4, Vote For 1

REP	Suzanne M. Sharkey	11	32.35%	0	0.00%	0	0.00%	11	32.35%
DEM	Bob Owens	23	67.65%	0	0.00%	0	0.00%	23	67.65%
Cast Votes:		34	7.57%	0	0.00%	0	0.00%	34	7.57%
Over Votes:		6	1.34%	0	0.00%	0	0.00%	6	1.34%
Under Votes:		409	91.09%	0	0.00%	0	0.00%	409	91.09%

Precincts			Voters		
Counted	Total	Percent	Ballots	Registered	Percent
0	59	0.00%	449	55,561	0.81%

2016 General Election LAT Paper

Cumulative Report — Official

Boulder County, Colorado — 2016 Boulder County General Election — November 08, 2016

Page 5 of 23

10/16/2016 12:43 PM

Total Number of Voters : 2,996 of 205,111 = 1.46%

Precincts Reporting 0 of 283 = 0.00%

Party	Candidate	Absentee	Early	Election	Total
-------	-----------	----------	-------	----------	-------

State Senator - District 17, Vote For 1

DEM	Matt Jones	45	100.00%	0	0.00%	0	0.00%	45	100.00%
-----	------------	----	---------	---	-------	---	-------	----	---------

Cast Votes:	45	5.37%	0	0.00%	0	0.00%	45	5.37%
--------------------	----	-------	---	-------	---	-------	----	-------

Over Votes:	0	0.00%	0	0.00%	0	0.00%	0	0.00%
--------------------	---	-------	---	-------	---	-------	---	-------

Under Votes:	793	94.63%	0	0.00%	0	0.00%	793	94.63%
---------------------	-----	--------	---	-------	---	-------	-----	--------

Precincts			Voters		
Counted	Total	Percent	Ballots	Registered	Percent
0	108	0.00%	838	94,643	0.89%

State Senator - District 18, Vote For 1

DEM	Stephen Fenberg	55	39.01%	0	0.00%	0	0.00%	55	39.01%
-----	-----------------	----	--------	---	-------	---	-------	----	--------

REP	M. Peter Spraitz	86	60.99%	0	0.00%	0	0.00%	86	60.99%
-----	------------------	----	--------	---	-------	---	-------	----	--------

Cast Votes:	141	7.40%	0	0.00%	0	0.00%	141	7.40%
--------------------	-----	-------	---	-------	---	-------	-----	-------

Over Votes:	26	1.36%	0	0.00%	0	0.00%	26	1.36%
--------------------	----	-------	---	-------	---	-------	----	-------

Under Votes:	1,738	91.23%	0	0.00%	0	0.00%	1,738	91.23%
---------------------	-------	--------	---	-------	---	-------	-------	--------

Precincts			Voters		
Counted	Total	Percent	Ballots	Registered	Percent
0	160	0.00%	1,905	101,593	1.88%

State Representative - District 10, Vote For 1

DEM	Edie Hooton	20	100.00%	0	0.00%	0	0.00%	20	100.00%
-----	-------------	----	---------	---	-------	---	-------	----	---------

Cast Votes:	20	4.82%	0	0.00%	0	0.00%	20	4.82%
--------------------	----	-------	---	-------	---	-------	----	-------

Over Votes:	0	0.00%	0	0.00%	0	0.00%	0	0.00%
--------------------	---	-------	---	-------	---	-------	---	-------

Under Votes:	395	95.18%	0	0.00%	0	0.00%	395	95.18%
---------------------	-----	--------	---	-------	---	-------	-----	--------

Precincts			Voters		
Counted	Total	Percent	Ballots	Registered	Percent
0	72	0.00%	415	51,809	0.80%

2016 General Election LAT Paper

Cumulative Report — Official

Boulder County, Colorado — 2016 Boulder County General Election — November 08, 2016

Page 6 of 23

10/16/2016 12:43 PM

Total Number of Voters : 2,996 of 205,111 = 1.46%

Precincts Reporting 0 of 283 = 0.00%

Party	Candidate	Absentee	Early	Election	Total
-------	-----------	----------	-------	----------	-------

State Representative - District 11, Vote For 1

DEM	Jonathan Singer	31	44.93%	0	0.00%	0	0.00%	31	44.93%
REP	Corey Piper	38	55.07%	0	0.00%	0	0.00%	38	55.07%
Cast Votes:		69	7.68%	0	0.00%	0	0.00%	69	7.68%
Over Votes:		12	1.34%	0	0.00%	0	0.00%	12	1.34%
Under Votes:		817	90.98%	0	0.00%	0	0.00%	817	90.98%

Precincts			Voters		
Counted	Total	Percent	Ballots	Registered	Percent
0	65	0.00%	898	50,337	1.78%

State Representative - District 12, Vote For 1

REP	Bob Dillon	29	42.65%	0	0.00%	0	0.00%	29	42.65%
DEM	Mike Foote	39	57.35%	0	0.00%	0	0.00%	39	57.35%
Cast Votes:		68	8.20%	0	0.00%	0	0.00%	68	8.20%
Over Votes:		11	1.33%	0	0.00%	0	0.00%	11	1.33%
Under Votes:		750	90.47%	0	0.00%	0	0.00%	750	90.47%

Precincts			Voters		
Counted	Total	Percent	Ballots	Registered	Percent
0	69	0.00%	829	53,981	1.54%

State Representative - District 13, Vote For 1

DEM	KC Becker	26	100.00%	0	0.00%	0	0.00%	26	100.00%
Cast Votes:		26	4.92%	0	0.00%	0	0.00%	26	4.92%
Over Votes:		0	0.00%	0	0.00%	0	0.00%	0	0.00%
Under Votes:		502	95.08%	0	0.00%	0	0.00%	502	95.08%

Precincts			Voters		
Counted	Total	Percent	Ballots	Registered	Percent
0	57	0.00%	528	34,198	1.54%

2016 General Election LAT Paper

Cumulative Report — Official

Boulder County, Colorado — 2016 Boulder County General Election — November 08, 2016

Page 7 of 23

10/16/2016 12:43 PM

Total Number of Voters : 2,996 of 205,111 = 1.46%

Precincts Reporting 0 of 283 = 0.00%

Party	Candidate	Absentee	Early	Election	Total
-------	-----------	----------	-------	----------	-------

State Representative - District 33, Vote For 1

REP	Karen Nelson	8	21.62%	0	0.00%	0	0.00%	8	21.62%
DEM	Matt Gray	15	40.54%	0	0.00%	0	0.00%	15	40.54%
LBR	Kim Tavendale	14	37.84%	0	0.00%	0	0.00%	14	37.84%

Cast Votes:	37	12.21%	0	0.00%	0	0.00%	37	12.21%
Over Votes:	5	1.65%	0	0.00%	0	0.00%	5	1.65%
Under Votes:	261	86.14%	0	0.00%	0	0.00%	261	86.14%

Precincts			Voters		
Counted	Total	Percent	Ballots	Registered	Percent
0	17	0.00%	303	14,786	2.05%

District Attorney - 20th Judicial District, Vote For 1

DEM	Stan Garnett	133	100.00%	0	0.00%	0	0.00%	133	100.00%
	Cast Votes:	133	4.47%	0	0.00%	0	0.00%	133	4.47%
	Over Votes:	0	0.00%	0	0.00%	0	0.00%	0	0.00%
	Under Votes:	2,840	95.53%	0	0.00%	0	0.00%	2,840	95.53%

Precincts			Voters		
Counted	Total	Percent	Ballots	Registered	Percent
0	280	0.00%	2,973	205,111	1.45%

Regional Transportation District Director - District I, Vote For 1

Véronique Marie Bellamy	20	19.23%	0	0.00%	0	0.00%	20	19.23%
Lee Kemp	40	38.46%	0	0.00%	0	0.00%	40	38.46%
Judy Lubow	44	42.31%	0	0.00%	0	0.00%	44	42.31%

Cast Votes:	104	11.57%	0	0.00%	0	0.00%	104	11.57%
Over Votes:	14	1.56%	0	0.00%	0	0.00%	14	1.56%
Under Votes:	781	86.87%	0	0.00%	0	0.00%	781	86.87%

Precincts			Voters		
Counted	Total	Percent	Ballots	Registered	Percent
0	87	0.00%	899	72,269	1.24%

2016 General Election LAT Paper

Cumulative Report — Official

Boulder County, Colorado — 2016 Boulder County General Election — November 08, 2016

Page 8 of 23

10/16/2016 12:43 PM

Total Number of Voters : 2,996 of 205,111 = 1.46%

Precincts Reporting 0 of 283 = 0.00%

Party	Candidate	Absentee	Early	Election	Total
-------	-----------	----------	-------	----------	-------

County Commissioner - District 1, Vote For 1

REP	Kevin Sipple	96	40.34%	0	0.00%	0	0.00%	96	40.34%
DEM	Elise Jones	142	59.66%	0	0.00%	0	0.00%	142	59.66%
Cast Votes:		238	8.01%	0	0.00%	0	0.00%	238	8.01%
Over Votes:		40	1.35%	0	0.00%	0	0.00%	40	1.35%
Under Votes:		2,695	90.65%	0	0.00%	0	0.00%	2,695	90.65%

Precincts			Voters		
Counted	Total	Percent	Ballots	Registered	Percent
0	280	0.00%	2,973	205,111	1.45%

County Commissioner - District 2, Vote For 1

DEM	Deb Gardner	107	44.40%	0	0.00%	0	0.00%	107	44.40%
REP	Paul Danish	134	55.60%	0	0.00%	0	0.00%	134	55.60%
Cast Votes:		241	8.11%	0	0.00%	0	0.00%	241	8.11%
Over Votes:		39	1.31%	0	0.00%	0	0.00%	39	1.31%
Under Votes:		2,693	90.58%	0	0.00%	0	0.00%	2,693	90.58%

Precincts			Voters		
Counted	Total	Percent	Ballots	Registered	Percent
0	280	0.00%	2,973	205,111	1.45%

Town of Superior - Trustee (4 Year Term), Vote For 3

Kevin C. Ryan	5	11.36%	0	0.00%	0	0.00%	5	11.36%
Jason Reese	4	9.09%	0	0.00%	0	0.00%	4	9.09%
Sandie Hammerly	6	13.64%	0	0.00%	0	0.00%	6	13.64%
Narayan Shrestha	4	9.09%	0	0.00%	0	0.00%	4	9.09%
Mark Lacis	8	18.18%	0	0.00%	0	0.00%	8	18.18%
Patricia E. Dunham	4	9.09%	0	0.00%	0	0.00%	4	9.09%
Gladys M. Forshee	4	9.09%	0	0.00%	0	0.00%	4	9.09%
Anthony Stewart	5	11.36%	0	0.00%	0	0.00%	5	11.36%
Jerry Malia	4	9.09%	0	0.00%	0	0.00%	4	9.09%
<hr/>								
Cast Votes:	44	17.46%	0	0.00%	0	0.00%	44	17.46%
Over Votes:	2	2.38%	0	0.00%	0	0.00%	2	2.38%
Under Votes:	202	80.16%	0	0.00%	0	0.00%	202	80.16%

Precincts			Voters		
Counted	Total	Percent	Ballots	Registered	Percent
0	8	0.00%	84	7,479	1.12%

2016 General Election LAT Paper

Cumulative Report — Official

Boulder County, Colorado — 2016 Boulder County General Election — November 08, 2016

Page 9 of 23

10/16/2016 12:43 PM

Total Number of Voters : 2,996 of 205,111 = 1.46%

Precincts Reporting 0 of 283 = 0.00%

Party	Candidate	Absentee	Early	Election	Total
-------	-----------	----------	-------	----------	-------

Colorado Supreme Court Justice - William Hood, Vote For 1

YES	103	44.78%	0	0.00%	0	0.00%	103	44.78%
NO	127	55.22%	0	0.00%	0	0.00%	127	55.22%

Cast Votes:	230	7.74%	0	0.00%	0	0.00%	230	7.74%
-------------	-----	-------	---	-------	---	-------	-----	-------

Over Votes:	39	1.31%	0	0.00%	0	0.00%	39	1.31%
-------------	----	-------	---	-------	---	-------	----	-------

Under Votes:	2,704	90.95%	0	0.00%	0	0.00%	2,704	90.95%
--------------	-------	--------	---	-------	---	-------	-------	--------

Precincts			Voters		
Counted	Total	Percent	Ballots	Registered	Percent
0	280	0.00%	2,973	205,111	1.45%

Colorado Court of Appeals Judge - Karen M. Ashby, Vote For 1

YES	109	46.78%	0	0.00%	0	0.00%	109	46.78%
NO	124	53.22%	0	0.00%	0	0.00%	124	53.22%

Cast Votes:	233	7.84%	0	0.00%	0	0.00%	233	7.84%
-------------	-----	-------	---	-------	---	-------	-----	-------

Over Votes:	39	1.31%	0	0.00%	0	0.00%	39	1.31%
-------------	----	-------	---	-------	---	-------	----	-------

Under Votes:	2,701	90.85%	0	0.00%	0	0.00%	2,701	90.85%
--------------	-------	--------	---	-------	---	-------	-------	--------

Precincts			Voters		
Counted	Total	Percent	Ballots	Registered	Percent
0	280	0.00%	2,973	205,111	1.45%

Colorado Court of Appeals Judge - Michael H. Berger, Vote For 1

YES	98	43.75%	0	0.00%	0	0.00%	98	43.75%
NO	126	56.25%	0	0.00%	0	0.00%	126	56.25%

Cast Votes:	224	7.53%	0	0.00%	0	0.00%	224	7.53%
-------------	-----	-------	---	-------	---	-------	-----	-------

Over Votes:	39	1.31%	0	0.00%	0	0.00%	39	1.31%
-------------	----	-------	---	-------	---	-------	----	-------

Under Votes:	2,710	91.15%	0	0.00%	0	0.00%	2,710	91.15%
--------------	-------	--------	---	-------	---	-------	-------	--------

Precincts			Voters		
Counted	Total	Percent	Ballots	Registered	Percent
0	280	0.00%	2,973	205,111	1.45%

2016 General Election LAT Paper

Cumulative Report — Official

Boulder County, Colorado — 2016 Boulder County General Election — November 08, 2016

Page 10 of 23

10/16/2016 12:43 PM

Total Number of Voters : 2,996 of 205,111 = 1.46%

Precincts Reporting 0 of 283 = 0.00%

Party	Candidate	Absentee	Early	Election	Total
-------	-----------	----------	-------	----------	-------

Colorado Court of Appeals Judge - Steven L. Bernard, Vote For 1

YES	93	40.79%	0	0.00%	0	0.00%	93	40.79%
NO	135	59.21%	0	0.00%	0	0.00%	135	59.21%
Cast Votes:	228	7.67%	0	0.00%	0	0.00%	228	7.67%
Over Votes:	39	1.31%	0	0.00%	0	0.00%	39	1.31%
Under Votes:	2,706	91.02%	0	0.00%	0	0.00%	2,706	91.02%

Precincts			Voters		
Counted	Total	Percent	Ballots	Registered	Percent
0	280	0.00%	2,973	205,111	1.45%

Colorado Court of Appeals Judge - Stephanie E. Dunn, Vote For 1

YES	106	46.49%	0	0.00%	0	0.00%	106	46.49%
NO	122	53.51%	0	0.00%	0	0.00%	122	53.51%
Cast Votes:	228	7.67%	0	0.00%	0	0.00%	228	7.67%
Over Votes:	40	1.35%	0	0.00%	0	0.00%	40	1.35%
Under Votes:	2,705	90.99%	0	0.00%	0	0.00%	2,705	90.99%

Precincts			Voters		
Counted	Total	Percent	Ballots	Registered	Percent
0	280	0.00%	2,973	205,111	1.45%

Colorado Court of Appeals Judge - David Furman, Vote For 1

YES	93	40.79%	0	0.00%	0	0.00%	93	40.79%
NO	135	59.21%	0	0.00%	0	0.00%	135	59.21%
Cast Votes:	228	7.67%	0	0.00%	0	0.00%	228	7.67%
Over Votes:	39	1.31%	0	0.00%	0	0.00%	39	1.31%
Under Votes:	2,706	91.02%	0	0.00%	0	0.00%	2,706	91.02%

Precincts			Voters		
Counted	Total	Percent	Ballots	Registered	Percent
0	280	0.00%	2,973	205,111	1.45%

2016 General Election LAT Paper

Cumulative Report — Official

Boulder County, Colorado — 2016 Boulder County General Election — November 08, 2016

Page 11 of 23

10/16/2016 12:43 PM

Total Number of Voters : 2,996 of 205,111 = 1.46%

Precincts Reporting 0 of 283 = 0.00%

Party	Candidate	Absentee	Early	Election	Total
-------	-----------	----------	-------	----------	-------

Colorado Court of Appeals Judge - Robert D. Hawthorne, Vote For 1

YES	103	45.78%	0	0.00%	0	0.00%	103	45.78%
NO	122	54.22%	0	0.00%	0	0.00%	122	54.22%

Cast Votes:	225	7.57%	0	0.00%	0	0.00%	225	7.57%
Over Votes:	39	1.31%	0	0.00%	0	0.00%	39	1.31%
Under Votes:	2,709	91.12%	0	0.00%	0	0.00%	2,709	91.12%

Precincts			Voters		
Counted	Total	Percent	Ballots	Registered	Percent
0	280	0.00%	2,973	205,111	1.45%

Colorado Court of Appeals Judge - Jerry N. Jones, Vote For 1

YES	91	40.63%	0	0.00%	0	0.00%	91	40.63%
NO	133	59.38%	0	0.00%	0	0.00%	133	59.38%

Cast Votes:	224	7.53%	0	0.00%	0	0.00%	224	7.53%
Over Votes:	40	1.35%	0	0.00%	0	0.00%	40	1.35%
Under Votes:	2,709	91.12%	0	0.00%	0	0.00%	2,709	91.12%

Precincts			Voters		
Counted	Total	Percent	Ballots	Registered	Percent
0	280	0.00%	2,973	205,111	1.45%

Colorado Court of Appeals Judge - Anthony J. Navarro, Vote For 1

YES	106	46.09%	0	0.00%	0	0.00%	106	46.09%
NO	124	53.91%	0	0.00%	0	0.00%	124	53.91%

Cast Votes:	230	7.74%	0	0.00%	0	0.00%	230	7.74%
Over Votes:	39	1.31%	0	0.00%	0	0.00%	39	1.31%
Under Votes:	2,704	90.95%	0	0.00%	0	0.00%	2,704	90.95%

Precincts			Voters		
Counted	Total	Percent	Ballots	Registered	Percent
0	280	0.00%	2,973	205,111	1.45%

2016 General Election LAT Paper

Cumulative Report — Official

Boulder County, Colorado — 2016 Boulder County General Election — November 08, 2016

Page 12 of 23

10/16/2016 12:43 PM

Total Number of Voters : 2,996 of 205,111 = 1.46%

Precincts Reporting 0 of 283 = 0.00%

Party	Candidate	Absentee	Early	Election	Total
-------	-----------	----------	-------	----------	-------

Colorado Court of Appeals Judge - Gilbert M. Román, Vote For 1

YES	102	44.93%	0	0.00%	0	0.00%	102	44.93%
NC	125	55.07%	0	0.00%	0	0.00%	125	55.07%
Cast Votes:	227	7.64%	0	0.00%	0	0.00%	227	7.64%
Over Votes:	39	1.31%	0	0.00%	0	0.00%	39	1.31%
Under Votes:	2,707	91.05%	0	0.00%	0	0.00%	2,707	91.05%

Precincts			Voters		
Counted	Total	Percent	Ballots	Registered	Percent
0	280	0.00%	2,973	205,111	1.45%

Colorado Court of Appeals Judge - Diana Terry, Vote For 1

YES	110	47.41%	0	0.00%	0	0.00%	110	47.41%
NO	122	52.59%	0	0.00%	0	0.00%	122	52.59%
Cast Votes:	232	7.80%	0	0.00%	0	0.00%	232	7.80%
Over Votes:	39	1.31%	0	0.00%	0	0.00%	39	1.31%
Under Votes:	2,702	90.88%	0	0.00%	0	0.00%	2,702	90.88%

Precincts			Voters		
Counted	Total	Percent	Ballots	Registered	Percent
0	280	0.00%	2,973	205,111	1.45%

District Court Judge - 20th Judicial District - Andrew Hartman, Vote For 1

YES	114	48.72%	0	0.00%	0	0.00%	114	48.72%
NO	120	51.28%	0	0.00%	0	0.00%	120	51.28%
Cast Votes:	234	7.87%	0	0.00%	0	0.00%	234	7.87%
Over Votes:	40	1.35%	0	0.00%	0	0.00%	40	1.35%
Under Votes:	2,699	90.78%	0	0.00%	0	0.00%	2,699	90.78%

Precincts			Voters		
Counted	Total	Percent	Ballots	Registered	Percent
0	280	0.00%	2,973	205,111	1.45%

2016 General Election LAT Paper

Cumulative Report — Official

Boulder County, Colorado — 2016 Boulder County General Election — November 08, 2016

Page 13 of 23

10/16/2016 12:43 PM

Total Number of Voters : 2,996 of 205,111 = 1.46%

Precincts Reporting 0 of 283 = 0.00%

Party	Candidate	Absentee	Early	Election	Total
-------	-----------	----------	-------	----------	-------

District Court Judge - 20th Judicial District - Bruce Langer, Vote For 1

YES	104	45.81%	0	0.00%	0	0.00%	104	45.81%
NO	123	54.19%	0	0.00%	0	0.00%	123	54.19%

Cast Votes:	227	7.64%	0	0.00%	0	0.00%	227	7.64%
--------------------	-----	-------	---	-------	---	-------	-----	-------

Over Votes:	39	1.31%	0	0.00%	0	0.00%	39	1.31%
--------------------	----	-------	---	-------	---	-------	----	-------

Under Votes:	2,707	91.05%	0	0.00%	0	0.00%	2,707	91.05%
---------------------	-------	--------	---	-------	---	-------	-------	--------

Precincts			Voters		
Counted	Total	Percent	Ballots	Registered	Percent
0	280	0.00%	2,973	205,111	1.45%

Amendment T (CONSTITUTIONAL), Vote For 1

YES/FOR	118	48.36%	0	0.00%	0	0.00%	118	48.36%
NO/AGAINST	126	51.64%	0	0.00%	0	0.00%	126	51.64%

Cast Votes:	244	8.21%	0	0.00%	0	0.00%	244	8.21%
--------------------	-----	-------	---	-------	---	-------	-----	-------

Over Votes:	39	1.31%	0	0.00%	0	0.00%	39	1.31%
--------------------	----	-------	---	-------	---	-------	----	-------

Under Votes:	2,690	90.48%	0	0.00%	0	0.00%	2,690	90.48%
---------------------	-------	--------	---	-------	---	-------	-------	--------

Precincts			Voters		
Counted	Total	Percent	Ballots	Registered	Percent
0	280	0.00%	2,973	205,111	1.45%

Amendment U (CONSTITUTIONAL), Vote For 1

YES/FOR	114	46.72%	0	0.00%	0	0.00%	114	46.72%
NO/AGAINST	130	53.28%	0	0.00%	0	0.00%	130	53.28%

Cast Votes:	244	8.21%	0	0.00%	0	0.00%	244	8.21%
--------------------	-----	-------	---	-------	---	-------	-----	-------

Over Votes:	39	1.31%	0	0.00%	0	0.00%	39	1.31%
--------------------	----	-------	---	-------	---	-------	----	-------

Under Votes:	2,690	90.48%	0	0.00%	0	0.00%	2,690	90.48%
---------------------	-------	--------	---	-------	---	-------	-------	--------

Precincts			Voters		
Counted	Total	Percent	Ballots	Registered	Percent
0	280	0.00%	2,973	205,111	1.45%

2016 General Election LAT Paper

Cumulative Report — Official

Boulder County, Colorado — 2016 Boulder County General Election — November 08, 2016

Page 14 of 23

10/16/2016 12:43 PM

Total Number of Voters : 2,996 of 205,111 = 1.46%

Precincts Reporting 0 of 283 = 0.00%

Party	Candidate	Absentee	Early	Election	Total
-------	-----------	----------	-------	----------	-------

Amendment 69 (CONSTITUTIONAL), Vote For 1

YES/FOR	109	44.13%	0	0.00%	0	0.00%	109	44.13%
NO/AGAINST	138	55.87%	0	0.00%	0	0.00%	138	55.87%

Cast Votes:	247	8.31%	0	0.00%	0	0.00%	247	8.31%
--------------------	-----	-------	---	-------	---	-------	-----	-------

Over Votes:	39	1.31%	0	0.00%	0	0.00%	39	1.31%
--------------------	----	-------	---	-------	---	-------	----	-------

Under Votes:	2,687	90.38%	0	0.00%	0	0.00%	2,687	90.38%
---------------------	-------	--------	---	-------	---	-------	-------	--------

Precincts			Voters		
Counted	Total	Percent	Ballots	Registered	Percent
0	280	0.00%	2,973	205,111	1.45%

Amendment 70 (CONSTITUTIONAL), Vote For 1

YES/FOR	109	44.49%	0	0.00%	0	0.00%	109	44.49%
NO/AGAINST	136	55.51%	0	0.00%	0	0.00%	136	55.51%

Cast Votes:	245	8.24%	0	0.00%	0	0.00%	245	8.24%
--------------------	-----	-------	---	-------	---	-------	-----	-------

Over Votes:	40	1.35%	0	0.00%	0	0.00%	40	1.35%
--------------------	----	-------	---	-------	---	-------	----	-------

Under Votes:	2,688	90.41%	0	0.00%	0	0.00%	2,688	90.41%
---------------------	-------	--------	---	-------	---	-------	-------	--------

Precincts			Voters		
Counted	Total	Percent	Ballots	Registered	Percent
0	280	0.00%	2,973	205,111	1.45%

Amendment 71 (CONSTITUTIONAL), Vote For 1

YES/FOR	113	46.50%	0	0.00%	0	0.00%	113	46.50%
NO/AGAINST	130	53.50%	0	0.00%	0	0.00%	130	53.50%

Cast Votes:	243	8.17%	0	0.00%	0	0.00%	243	8.17%
--------------------	-----	-------	---	-------	---	-------	-----	-------

Over Votes:	39	1.31%	0	0.00%	0	0.00%	39	1.31%
--------------------	----	-------	---	-------	---	-------	----	-------

Under Votes:	2,691	90.51%	0	0.00%	0	0.00%	2,691	90.51%
---------------------	-------	--------	---	-------	---	-------	-------	--------

Precincts			Voters		
Counted	Total	Percent	Ballots	Registered	Percent
0	280	0.00%	2,973	205,111	1.45%

2016 General Election LAT Paper

Cumulative Report — Official

Boulder County, Colorado — 2016 Boulder County General Election — November 08, 2016

Page 15 of 23

10/16/2016 12:43 PM

Total Number of Voters : 2,996 of 205,111 = 1.46%

Precincts Reporting 0 of 283 = 0.00%

Party	Candidate	Absentee	Early	Election	Total
-------	-----------	----------	-------	----------	-------

Amendment 72 (CONSTITUTIONAL), Vote For 1

YES/FOR	102	41.98%	0	0.00%	0	0.00%	102	41.98%
NO/AGAINST	141	58.02%	0	0.00%	0	0.00%	141	58.02%

Cast Votes:	243	8.17%	0	0.00%	0	0.00%	243	8.17%
Over Votes:	40	1.35%	0	0.00%	0	0.00%	40	1.35%
Under Votes:	2,690	90.48%	0	0.00%	0	0.00%	2,690	90.48%

Precincts			Voters		
Counted	Total	Percent	Ballots	Registered	Percent
0	280	0.00%	2,973	205,111	1.45%

Proposition 106 (STATUTORY), Vote For 1

YES/FOR	116	47.93%	0	0.00%	0	0.00%	116	47.93%
NO/AGAINST	126	52.07%	0	0.00%	0	0.00%	126	52.07%

Cast Votes:	242	8.14%	0	0.00%	0	0.00%	242	8.14%
Over Votes:	41	1.38%	0	0.00%	0	0.00%	41	1.38%
Under Votes:	2,690	90.48%	0	0.00%	0	0.00%	2,690	90.48%

Precincts			Voters		
Counted	Total	Percent	Ballots	Registered	Percent
0	280	0.00%	2,973	205,111	1.45%

Proposition 107 (STATUTORY), Vote For 1

YES/FOR	102	41.80%	0	0.00%	0	0.00%	102	41.80%
NO/AGAINST	142	58.20%	0	0.00%	0	0.00%	142	58.20%

Cast Votes:	244	8.21%	0	0.00%	0	0.00%	244	8.21%
Over Votes:	40	1.35%	0	0.00%	0	0.00%	40	1.35%
Under Votes:	2,689	90.45%	0	0.00%	0	0.00%	2,689	90.45%

Precincts			Voters		
Counted	Total	Percent	Ballots	Registered	Percent
0	280	0.00%	2,973	205,111	1.45%

2016 General Election LAT Paper

Cumulative Report — Official

Boulder County, Colorado — 2016 Boulder County General Election — November 08, 2016

Page 16 of 23

10/16/2016 12:43 PM

Total Number of Voters : 2,996 of 205,111 = 1.46%

Precincts Reporting 0 of 283 = 0.00%

Party	Candidate	Absentee	Early	Election	Total
-------	-----------	----------	-------	----------	-------

Proposition 108 (STATUTORY), Vote For 1

YES/FOR	110	44.53%	0	0.00%	0	0.00%	110	44.53%
NO/AGAINST	137	55.47%	0	0.00%	0	0.00%	137	55.47%
Cast Votes:	247	8.31%	0	0.00%	0	0.00%	247	8.31%
Over Votes:	39	1.31%	0	0.00%	0	0.00%	39	1.31%
Under Votes:	2,687	90.38%	0	0.00%	0	0.00%	2,687	90.38%

Precincts			Voters		
Counted	Total	Percent	Ballots	Registered	Percent
0	280	0.00%	2,973	205,111	1.45%

COUNTY ISSUE 1A (Road and Bridge Mill Levy Increase);, Vote For 1

YES/FOR	117	47.56%	0	0.00%	0	0.00%	117	47.56%
NO/AGAINST	129	52.44%	0	0.00%	0	0.00%	129	52.44%
Cast Votes:	246	8.27%	0	0.00%	0	0.00%	246	8.27%
Over Votes:	41	1.38%	0	0.00%	0	0.00%	41	1.38%
Under Votes:	2,686	90.35%	0	0.00%	0	0.00%	2,686	90.35%

Precincts			Voters		
Counted	Total	Percent	Ballots	Registered	Percent
0	280	0.00%	2,973	205,111	1.45%

COUNTY ISSUE 1B (Countywide Open Space Sales and Use Tax Bond Authorization and Tax Extension);, Vote For 1

YES/FOR	107	43.67%	0	0.00%	0	0.00%	107	43.67%
NO/AGAINST	138	56.33%	0	0.00%	0	0.00%	138	56.33%
Cast Votes:	245	8.24%	0	0.00%	0	0.00%	245	8.24%
Over Votes:	39	1.31%	0	0.00%	0	0.00%	39	1.31%
Under Votes:	2,689	90.45%	0	0.00%	0	0.00%	2,689	90.45%

Precincts			Voters		
Counted	Total	Percent	Ballots	Registered	Percent
0	280	0.00%	2,973	205,111	1.45%

2016 General Election LAT Paper

Cumulative Report — Official

Boulder County, Colorado — 2016 Boulder County General Election — November 08, 2016

Page 17 of 23

10/16/2016 12:43 PM

Total Number of Voters : 2,996 of 205,111 = 1.46%

Precincts Reporting 0 of 283 = 0.00%

Party	Candidate	Absentee	Early	Election	Total
-------	-----------	----------	-------	----------	-------

COUNTY ISSUE 1C (Countywide Sustainability Sales and Use Tax Extension);, Vote For 1

YES/FOR	117	47.76%	0	0.00%	0	0.00%	117	47.76%
NO/AGAINST	128	52.24%	0	0.00%	0	0.00%	128	52.24%

Cast Votes:	245	8.24%	0	0.00%	0	0.00%	245	8.24%
Over Votes:	39	1.31%	0	0.00%	0	0.00%	39	1.31%
Under Votes:	2,689	90.45%	0	0.00%	0	0.00%	2,689	90.45%

Precincts			Voters		
Counted	Total	Percent	Ballots	Registered	Percent
0	280	0.00%	2,973	205,111	1.45%

County Question 1D (District Attorney Term Limit Extension to Four Terms);, Vote For 1

YES/FOR	108	44.63%	0	0.00%	0	0.00%	108	44.63%
NO/AGAINST	134	55.37%	0	0.00%	0	0.00%	134	55.37%

Cast Votes:	242	8.14%	0	0.00%	0	0.00%	242	8.14%
Over Votes:	39	1.31%	0	0.00%	0	0.00%	39	1.31%
Under Votes:	2,692	90.55%	0	0.00%	0	0.00%	2,692	90.55%

Precincts			Voters		
Counted	Total	Percent	Ballots	Registered	Percent
0	280	0.00%	2,973	205,111	1.45%

CITY OF BOULDER BALLOT ISSUE 2H SUGAR SWEETENED BEVERAGE PRODUCT DISTRIBUTION TAX, Vote For 1

FOR THE MEASURE	11	36.67%	0	0.00%	0	0.00%	11	36.67%
AGAINST THE MEASURE	19	63.33%	0	0.00%	0	0.00%	19	63.33%

Cast Votes:	30	11.03%	0	0.00%	0	0.00%	30	11.03%
Over Votes:	3	1.10%	0	0.00%	0	0.00%	3	1.10%
Under Votes:	239	87.87%	0	0.00%	0	0.00%	239	87.87%

Precincts			Voters		
Counted	Total	Percent	Ballots	Registered	Percent
0	88	0.00%	272	67,378	0.40%

2016 General Election LAT Paper

Cumulative Report — Official

Boulder County, Colorado — 2016 Boulder County General Election — November 08, 2016

Page 18 of 23

10/16/2016 12:43 PM

Total Number of Voters : 2,996 of 205,111 = 1.46%

Precincts Reporting 0 of 283 = 0.00%

Party	Candidate	Absentee	Early	Election	Total
-------	-----------	----------	-------	----------	-------

City of Boulder Ballot Question 2I Clarify and Amend Blue Line, Water Not Supplied West of Line, Vote For 1

For the Measure	16	50.00%	0	0.00%	0	0.00%	16	50.00%
Against the Measure	16	50.00%	0	0.00%	0	0.00%	16	50.00%
Cast Votes:	32	11.76%	0	0.00%	0	0.00%	32	11.76%
Over Votes:	3	1.10%	0	0.00%	0	0.00%	3	1.10%
Under Votes:	237	87.13%	0	0.00%	0	0.00%	237	87.13%

Precincts			Voters		
Counted	Total	Percent	Ballots	Registered	Percent
0	88	0.00%	272	67,378	0.40%

City of Boulder Ballot Question 2J Provide Insurance Benefits for Council Members, Vote For 1

For the Measure	14	43.75%	0	0.00%	0	0.00%	14	43.75%
Against the Measure	18	56.25%	0	0.00%	0	0.00%	18	56.25%
Cast Votes:	32	11.76%	0	0.00%	0	0.00%	32	11.76%
Over Votes:	3	1.10%	0	0.00%	0	0.00%	3	1.10%
Under Votes:	237	87.13%	0	0.00%	0	0.00%	237	87.13%

Precincts			Voters		
Counted	Total	Percent	Ballots	Registered	Percent
0	88	0.00%	272	67,378	0.40%

City of Boulder Ballot Question 302 Qualifications of Council Members, Vote For 1

For the Measure	14	43.75%	0	0.00%	0	0.00%	14	43.75%
Against the Measure	18	56.25%	0	0.00%	0	0.00%	18	56.25%
Cast Votes:	32	11.76%	0	0.00%	0	0.00%	32	11.76%
Over Votes:	3	1.10%	0	0.00%	0	0.00%	3	1.10%
Under Votes:	237	87.13%	0	0.00%	0	0.00%	237	87.13%

Precincts			Voters		
Counted	Total	Percent	Ballots	Registered	Percent
0	88	0.00%	272	67,378	0.40%

2016 General Election LAT Paper

Cumulative Report — Official

Boulder County, Colorado — 2016 Boulder County General Election — November 08, 2016

Page 19 of 23

10/16/2016 12:43 PM

Total Number of Voters : 2,996 of 205,111 = 1.46%

Precincts Reporting 0 of 283 = 0.00%

Party	Candidate	Absentee	Early	Election	Total
-------	-----------	----------	-------	----------	-------

CITY OF LAFAYETTE BALLOT ISSUE NO. 2C CITY OF LAFAYETTE COMMUNITY BUS PASS PROGRAM LEVY, Vote For 1

YES/FOR	4	26.67%	0	0.00%	0	0.00%	4	26.67%
NO/AGAINST	11	73.33%	0	0.00%	0	0.00%	11	73.33%

Cast Votes:	15	17.86%	0	0.00%	0	0.00%	15	17.86%
Over Votes:	1	1.19%	0	0.00%	0	0.00%	1	1.19%
Under Votes:	68	80.95%	0	0.00%	0	0.00%	68	80.95%

Precincts			Voters		
Counted	Total	Percent	Ballots	Registered	Percent
0	17	0.00%	84	17,953	0.47%

CITY OF LAFAYETTE BALLOT ISSUE NO. 2D CITY OF LAFAYETTE STORAGE TAX, Vote For 1

YES/FOR	6	40.00%	0	0.00%	0	0.00%	6	40.00%
NO/AGAINST	9	60.00%	0	0.00%	0	0.00%	9	60.00%

Cast Votes:	15	17.86%	0	0.00%	0	0.00%	15	17.86%
Over Votes:	1	1.19%	0	0.00%	0	0.00%	1	1.19%
Under Votes:	68	80.95%	0	0.00%	0	0.00%	68	80.95%

Precincts			Voters		
Counted	Total	Percent	Ballots	Registered	Percent
0	17	0.00%	84	17,953	0.47%

City Of Lafayette Ballot Question No. 2E Authorizing The Provision Of Telecommunication Services, Vote For 1

YES/FOR	7	50.00%	0	0.00%	0	0.00%	7	50.00%
NO/AGAINST	7	50.00%	0	0.00%	0	0.00%	7	50.00%

Cast Votes:	14	16.67%	0	0.00%	0	0.00%	14	16.67%
Over Votes:	1	1.19%	0	0.00%	0	0.00%	1	1.19%
Under Votes:	69	82.14%	0	0.00%	0	0.00%	69	82.14%

Precincts			Voters		
Counted	Total	Percent	Ballots	Registered	Percent
0	17	0.00%	84	17,953	0.47%

2016 General Election LAT Paper

Cumulative Report — Official

Boulder County, Colorado — 2016 Boulder County General Election — November 08, 2016

Page 20 of 23

10/16/2016 12:43 PM

Total Number of Voters : 2,996 of 205,111 = 1.46%

Precincts Reporting 0 of 283 = 0.00%

Party	Candidate	Absentee	Early	Election	Total
-------	-----------	----------	-------	----------	-------

City Of Lafayette Ballot Question No. 2F Charter Amendment Boards And Commissions Qualifications, Vote For 1

YES/FOR	5	33.33%	0	0.00%	0	0.00%	5	33.33%
NO/AGAINST	10	66.67%	0	0.00%	0	0.00%	10	66.67%
Cast Votes:	15	17.86%	0	0.00%	0	0.00%	15	17.86%
Over Votes:	1	1.19%	0	0.00%	0	0.00%	1	1.19%
Under Votes:	68	80.95%	0	0.00%	0	0.00%	68	80.95%

Precincts			Voters		
Counted	Total	Percent	Ballots	Registered	Percent
0	17	0.00%	84	17,953	0.47%

CITY OF LOUISVILLE BALLOT ISSUE 2A, Vote For 1

YES/FOR	9	60.00%	0	0.00%	0	0.00%	9	60.00%
NO/AGAINST	6	40.00%	0	0.00%	0	0.00%	6	40.00%
Cast Votes:	15	17.86%	0	0.00%	0	0.00%	15	17.86%
Over Votes:	1	1.19%	0	0.00%	0	0.00%	1	1.19%
Under Votes:	68	80.95%	0	0.00%	0	0.00%	68	80.95%

Precincts			Voters		
Counted	Total	Percent	Ballots	Registered	Percent
0	15	0.00%	84	14,451	0.58%

CITY OF LOUISVILLE BALLOT ISSUE 2B, Vote For 1

YES/FOR	8	53.33%	0	0.00%	0	0.00%	8	53.33%
NO/AGAINST	7	46.67%	0	0.00%	0	0.00%	7	46.67%
Cast Votes:	15	17.86%	0	0.00%	0	0.00%	15	17.86%
Over Votes:	1	1.19%	0	0.00%	0	0.00%	1	1.19%
Under Votes:	68	80.95%	0	0.00%	0	0.00%	68	80.95%

Precincts			Voters		
Counted	Total	Percent	Ballots	Registered	Percent
0	15	0.00%	84	14,451	0.58%

2016 General Election LAT Paper

Cumulative Report — Official

Boulder County, Colorado — 2016 Boulder County General Election — November 08, 2016

Page 21 of 23

10/16/2016 12:43 PM

Total Number of Voters : 2,996 of 205,111 = 1.46%

Precincts Reporting 0 of 283 = 0.00%

Party	Candidate	Absentee	Early	Election	Total
-------	-----------	----------	-------	----------	-------

Town of Superior Ballot Question 2G Authorizing Municipal Broadband Services, Vote For 1

YES/FOR	6	42.86%	0	0.00%	0	0.00%	6	42.86%
NO/AGAINST	8	57.14%	0	0.00%	0	0.00%	8	57.14%
Cast Votes:	14	16.67%	0	0.00%	0	0.00%	14	16.67%
Over Votes:	1	1.19%	0	0.00%	0	0.00%	1	1.19%
Under Votes:	69	82.14%	0	0.00%	0	0.00%	69	82.14%

Precincts			Voters		
Counted	Total	Percent	Ballots	Registered	Percent
0	8	0.00%	84	7,479	1.12%

BOULDER VALLEY SCHOOL DISTRICT BALLOT ISSUE 3A:, Vote For 1

YES/FOR	66	47.48%	0	0.00%	0	0.00%	66	47.48%
NO/AGAINST	73	52.52%	0	0.00%	0	0.00%	73	52.52%
Cast Votes:	139	9.81%	0	0.00%	0	0.00%	139	9.81%
Over Votes:	18	1.27%	0	0.00%	0	0.00%	18	1.27%
Under Votes:	1,260	88.92%	0	0.00%	0	0.00%	1,260	88.92%

Precincts			Voters		
Counted	Total	Percent	Ballots	Registered	Percent
0	189	0.00%	1,417	133,602	1.06%

ST. VRAIN VALLEY SCHOOL DISTRICT NO. RE-1J BALLOT ISSUE NO. 3A, Vote For 1

YES/FOR	39	45.88%	0	0.00%	0	0.00%	39	45.88%
NO/AGAINST	46	54.12%	0	0.00%	0	0.00%	46	54.12%
Cast Votes:	85	7.14%	0	0.00%	0	0.00%	85	7.14%
Over Votes:	16	1.34%	0	0.00%	0	0.00%	16	1.34%
Under Votes:	1,090	91.52%	0	0.00%	0	0.00%	1,090	91.52%

Precincts			Voters		
Counted	Total	Percent	Ballots	Registered	Percent
0	86	0.00%	1,191	70,905	1.68%

2016 General Election LAT Paper

Cumulative Report — Official

Boulder County, Colorado — 2016 Boulder County General Election — November 08, 2016

Page 22 of 23

10/16/2016 12:43 PM

Total Number of Voters : 2,996 of 205,111 = 1.46%

Precincts Reporting 0 of 283 = 0.00%

Party	Candidate	Absentee	Early	Election	Total
-------	-----------	----------	-------	----------	-------

THOMPSON SCHOOL DISTRICT R2-J BALLOT ISSUE NO. 3D, Vote For 1

YES/FOR	2	25.00%	0	0.00%	0	0.00%	2	25.00%
NO/AGAINST	6	75.00%	0	0.00%	0	0.00%	6	75.00%
Cast Votes:	8	5.44%	0	0.00%	0	0.00%	8	5.44%
Over Votes:	2	1.36%	0	0.00%	0	0.00%	2	1.36%
Under Votes:	137	93.20%	0	0.00%	0	0.00%	137	93.20%

Precincts			Voters		
Counted	Total	Percent	Ballots	Registered	Percent
0	2	0.00%	147	158	93.04%

THOMPSON SCHOOL DISTRICT R2-J BALLOT ISSUE NO. 3E, Vote For 1

YES/FOR	4	50.00%	0	0.00%	0	0.00%	4	50.00%
NO/AGAINST	4	50.00%	0	0.00%	0	0.00%	4	50.00%
Cast Votes:	8	5.44%	0	0.00%	0	0.00%	8	5.44%
Over Votes:	2	1.36%	0	0.00%	0	0.00%	2	1.36%
Under Votes:	137	93.20%	0	0.00%	0	0.00%	137	93.20%

Precincts			Voters		
Counted	Total	Percent	Ballots	Registered	Percent
0	2	0.00%	147	158	93.04%

ST. VRAIN & LEFT HAND WATER CONSERVANCY DISTRICT BALLOT ISSUE NO. 4A:, Vote For 1

YES/FOR	46	47.42%	0	0.00%	0	0.00%	46	47.42%
NO/AGAINST	51	52.58%	0	0.00%	0	0.00%	51	52.58%
Cast Votes:	97	8.02%	0	0.00%	0	0.00%	97	8.02%
Over Votes:	18	1.49%	0	0.00%	0	0.00%	18	1.49%
Under Votes:	1,094	90.49%	0	0.00%	0	0.00%	1,094	90.49%

Precincts			Voters		
Counted	Total	Percent	Ballots	Registered	Percent
0	87	0.00%	1,209	66,344	1.82%

2016 General Election LAT Paper

Cumulative Report — Official

Boulder County, Colorado — 2016 Boulder County General Election — November 08, 2016

Page 23 of 23

10/16/2016 12:43 PM

Total Number of Voters : 2,996 of 205,111 = 1.46%

Precincts Reporting 0 of 283 = 0.00%

Party	Candidate	Absentee	Early	Election	Total
-------	-----------	----------	-------	----------	-------

The Denver Metropolitan Scientific and Cultural Facilities District ("SCFD") Ballot Issue 4B, Vote For 1

YES/FOR	112	46.28%	0	0.00%	0	0.00%	112	46.28%
NO/AGAINST	130	53.72%	0	0.00%	0	0.00%	130	53.72%

Cast Votes:	242	8.14%	0	0.00%	0	0.00%	242	8.14%
Over Votes:	40	1.35%	0	0.00%	0	0.00%	40	1.35%
Under Votes:	2,691	90.51%	0	0.00%	0	0.00%	2,691	90.51%

Precincts			Voters		
Counted	Total	Percent	Ballots	Registered	Percent
0	280	0.00%	2,973	205,111	1.45%

KNOLLWOOD METROPOLITAN DISTRICT BALLOT ISSUE 5A, Vote For 1

YES/FOR	14	63.64%	0	0.00%	0	0.00%	14	63.64%
NO/AGAINST	8	36.36%	0	0.00%	0	0.00%	8	36.36%

Cast Votes:	22	22.92%	0	0.00%	0	0.00%	22	22.92%
Over Votes:	3	3.13%	0	0.00%	0	0.00%	3	3.13%
Under Votes:	71	73.96%	0	0.00%	0	0.00%	71	73.96%

Precincts			Voters		
Counted	Total	Percent	Ballots	Registered	Percent
0	3	0.00%	96	104	92.31%

2016 General Election Logic and Accuracy Test:
Cumulative Results Comparison

All Paper Ballots
October 11, 2016

Patricia FEGSER ppc
Cathy Tarrett C.J.

Paper Results

Grand Total

Contests and Options	MVW Total	Machine Total	Difference
Presidential Electors			
Hillary Clinton / Tim Kaine	84	84	0
Donald J. Trump / Michael R. Pence	104	104	0
Darrell L. Castle / Scott N. Bradley	122	122	0
Gary Johnson / Bill Weld	165	165	0
Jill Stein / Ajamu Baraka	47	47	0
Frank Atwood / Blake Huber	79	79	0
"Rocky" Roque De La Fuente / Michael Steinberg	119	119	0
James Hedges / Bill Bayes	158	158	0
Tom Hoefling / Steve Schulin	39	39	0
Chris Keniston / Deacon Taylor	79	79	0
Alyson Kennedy / Osborne Hart	121	121	0
Kyle Kenley Kopitke / Nathan R. Sorenson	161	161	0
Laurence Kotlikoff / Edward Leamer	41	41	0
Gloria Estela La Riva / Dennis J. Banks	79	79	0
Bradford Lyttle / Hannah Walsh	118	118	0
Joseph Allen Maldonado / Douglas K. Terranova	156	156	0
Michael A. Maturen / Juan Munoz	39	39	0
Evan McMullin / Nathan Johnson	79	79	0
Ryan Alan Scott / Bruce Kendall Barnard	117	117	0
Rod Silva / Richard C. Silva Nutrition	156	156	0
Mike Smith / Daniel White	39	39	0
Emidio Soltysik / Angela Nicole Walker	80	80	0
Bruce Lohmiller / J.R. Smith - Green (W)	119	119	0
Thomas J. Nieman / Bernie Jackson (W)	157	157	0
Corey Sterner / Jeff Ryan (W)	40	40	0
David Perry / Eric "Rick" Seiley (W) *	79	78	1
Brian Anthony Perry / Michael Byron Nelson (W)*	117	118	-1
Cherunda Fox / Roger Kushner (W)	159	159	0
Overvote	43	43	0
Undervotes	77	77	0
United States Senator			
Michael Bennet	88	88	0
Darryl Glenn	105	105	0
Lily Tang Williams	130	130	0
Arn Menconi	172	172	0
Bill Hammons	45	45	0
Dan Chapin	82	82	0
Paul Noel Fiorino	125	125	0
Don Willoughby (W)	163	163	0
Overvote	39	39	0
Undervotes	2024	2024	0
Representative Congressional District 2			
Jared Polis	83	83	0
Nicholas Morse	102	102	0
Richard Longstreth	125	125	0
Overvote	34	34	0
Undervotes	2180	2180	0
Representative Congressional District 4			
Bob Seay	12	12	0
Ken Buck	18	18	0
Bruce Griffith	20	20	0
Donald Howbert (W)	26	26	0
Overvote	6	6	0
Undervotes	367	367	0
CU Regent - At Large			
Alice Madden	107	107	0
Heidi Ganahl	135	135	0
Overvote	40	40	0
Undervotes	2691	2691	0
CU Regent - CD 4			
Suzanne M. Sharkey	11	11	0
Bob Owens	23	23	0
Overvote	6	6	0
Undervotes	409	409	0

2016 General Election Logic and Accuracy Test:
Cumulative Results Comparison

All Paper Ballots
October 11, 2016

Handwritten initials: C.J.

Contests and Options	MVW Total	Machine Total	Difference
State Senator - District 17			
Matt Jones	45	45	0
Overvote	0	0	0
Undervotes	793	793	0
State Senator - District 18			
Stephen Fenberg	55	55	0
M. Peter Spraitz	86	86	0
Overvote	26	26	0
Undervotes	1738	1738	0
State Representative - District 10			
Edie Hooton	20	20	0
Overvote	0	0	0
Undervotes	395	395	0
State Representative - District 11			
Jonathan Singer	31	31	0
Corey Piper	38	38	0
Overvote	12	12	0
Undervotes	817	817	0
State Representative - District 12			
Bob Dillon	29	29	0
Mike Foote	39	39	0
Overvote	11	11	0
Undervotes	750	750	0
State Representative - District 13			
KC Becker	26	26	0
Overvote	0	0	0
Undervotes	502	502	0
State Representative - District 33			
Karen Nelson	8	8	0
Matt Gray	15	15	0
Kim Tavendale	14	14	0
Overvote	5	5	0
Undervotes	261	261	0
District Attorney - 20th Judicial District			
Stan Garnett	133	133	0
Overvote	0	0	0
Undervotes	2840	2840	0
RTD Director - District I			
Véronique Marie Bellamy	20	20	0
Lee Kemp	40	40	0
Judy Lubow	44	44	0
Overvote	14	14	0
Undervotes	781	781	0
County Commissioner - District 1			
Kevin Sipple	96	96	0
Elise Jones	142	142	0
Overvote	40	40	0
Undervotes	2695	2695	0
County Commissioner - District 2			
Deb Gardner	107	107	0
Paul Danish	134	134	0
Overvote	39	39	0
Undervotes	2693	2693	0
Town of Superior - Trustee (Vote for 3)			
Kevin C. Ryan	5	5	0
Jason Reese	4	4	0
Sandie Hammerly	6	6	0
Narayan Shrestha	4	4	0
Mark Lacis	8	8	0
Patricia E. Dunham	4	4	0
Gladys M. Forshee	4	4	0
Anthony Stewart	5	5	0
Jerry Malia	4	4	0
Overvote	2	2	0
Undervotes	202	202	0

Contests and Options	MVW Total	Machine Total	Difference
Colo. Supreme Court Justice - William Hood			
YES	103	103	0
NO	127	127	0
Overvote	39	39	0
Undervotes	2704	2704	0
Colo. Appeals Judge - Karen M. Ashby			
YES	109	109	0
NO	124	124	0
Overvote	39	39	0
Undervotes	2701	2701	0
Colo. Appeals Judge - Michael H. Berger			
YES	98	98	0
NO	126	126	0
Overvote	39	39	0
Undervotes	2710	2710	0
Colo. Appeals Judge - Steven L. Bernard			
YES	93	93	0
NO	135	135	0
Overvote	39	39	0
Undervotes	2706	2706	0
Colo. Appeals Judge - Stephanie E. Dunn			
YES	106	106	0
NO	122	122	0
Overvote	40	40	0
Undervotes	2705	2705	0
Colo. Appeals Judge - David Furman			
YES	93	93	0
NO	135	135	0
Overvote	39	39	0
Undervotes	2706	2706	0
Colo. Appeals Judge - Robert D. Hawthorne			
YES	103	103	0
NO	122	122	0
Overvote	39	39	0
Undervotes	2709	2709	0
Colo. Appeals Judge - Jerry N. Jones			
YES	91	91	0
NO	133	133	0
Overvote	40	40	0
Undervotes	2709	2709	0
Colo. Appeals Judge - Anthony J. Navarro			
YES	106	106	0
NO	124	124	0
Overvote	39	39	0
Undervotes	2704	2704	0
Colo. Appeals Judge - Gilbert M. Román			
YES	102	102	0
NO	125	125	0
Overvote	39	39	0
Undervotes	2707	2707	0
Colo. Appeals Judge - Diana Terry			
YES	110	110	0
NO	122	122	0
Overvote	39	39	0
Undervotes	2702	2702	0
Judge - 20th District - Andrew Hartman			
YES	114	114	0
NO	120	120	0
Overvote	40	40	0
Undervotes	2699	2699	0
Judge - 20th District - Bruce Langer			
YES	104	104	0
NO**	124	123	1
Overvote	39	39	0
Undervotes***	2706	2707	-1

**
**

2016 General Election Logic and Accuracy Test:
Cumulative Results Comparison

All Paper Ballots
October 11, 2016

PKK
C.J.

Contests and Options	MVW Total	Machine Total	Difference
Amendment T (CONSTITUTIONAL)			
YES/FOR	118	118	0
NO/AGAINST	126	126	0
Overvote	39	39	0
Undervotes	2690	2690	0
Amendment U (CONSTITUTIONAL)			
YES/FOR	114	114	0
NO/AGAINST	130	130	0
Overvote	39	39	0
Undervotes	2690	2690	0
Amendment 69 (CONSTITUTIONAL)			
YES/FOR	109	109	0
NO/AGAINST	138	138	0
Overvote	39	39	0
Undervotes	2687	2687	0
Amendment 70 (CONSTITUTIONAL)			
YES/FOR	109	109	0
NO/AGAINST	136	136	0
Overvote	40	40	0
Undervotes	2688	2688	0
Amendment 71 (CONSTITUTIONAL)			
YES/FOR	113	113	0
NO/AGAINST	130	130	0
Overvote	39	39	0
Undervotes	2691	2691	0
Amendment 72 (CONSTITUTIONAL)			
YES/FOR	102	102	0
NO/AGAINST	141	141	0
Overvote	40	40	0
Undervotes	2690	2690	0
Proposition 106 (STATUTORY)			
YES/FOR	116	116	0
NO/AGAINST	126	126	0
Overvote	41	41	0
Undervotes	2690	2690	0
Proposition 107 (STATUTORY)			
YES/FOR	102	102	0
NO/AGAINST	142	142	0
Overvote	40	40	0
Undervotes	2689	2689	0
Proposition 108 (STATUTORY)			
YES/FOR	110	110	0
NO/AGAINST	137	137	0
Overvote	39	39	0
Undervotes	2687	2687	0
COUNTY ISSUE 1A			
YES/FOR	117	117	0
NO/AGAINST	129	129	0
Overvote	41	41	0
Undervotes	2686	2686	0
COUNTY ISSUE 1B			
YES/FOR	107	107	0
NO/AGAINST	138	138	0
Overvote	39	39	0
Undervotes	2689	2689	0
COUNTY ISSUE 1C			
YES/FOR	117	117	0
NO/AGAINST	128	128	0
Overvote	39	39	0
Undervotes	2689	2689	0
COUNTY ISSUE 1D			
YES/FOR	108	108	0
NO/AGAINST	134	134	0
Overvote	39	39	0
Undervotes	2692	2692	0

pkc
C.J.

Contests and Options	MVW Total	Machine Total	Difference
CITY OF BOULDER BALLOT ISSUE 2H			
FOR THE MEASURE	11	11	0
AGAINST THE MEASURE	19	19	0
Overvote	3	3	0
Undervotes	239	239	0
City of Boulder Ballot Question 2I			
FOR THE MEASURE	16	16	0
AGAINST THE MEASURE	16	16	0
Overvote	3	3	0
Undervotes	237	237	0
City of Boulder Ballot Question 2J			
FOR THE MEASURE	14	14	0
AGAINST THE MEASURE	18	18	0
Overvote	3	3	0
Undervotes	237	237	0
City of Boulder Ballot Question 302			
FOR THE MEASURE	14	14	0
AGAINST THE MEASURE	18	18	0
Overvote	3	3	0
Undervotes	237	237	0
CITY OF LAFAYETTE BALLOT ISSUE NO. 2C			
YES/FOR	4	4	0
NO/AGAINST	11	11	0
Overvote	1	1	0
Undervotes	68	68	0
CITY OF LAFAYETTE BALLOT ISSUE NO. 2D			
YES/FOR	6	6	0
NO/AGAINST	9	9	0
Overvote	1	1	0
Undervotes	68	68	0
City Of Lafayette Ballot Question No. 2E			
YES/FOR	7	7	0
NO/AGAINST	7	7	0
Overvote	1	1	0
Undervotes	69	69	0
City Of Lafayette Ballot Question No. 2F			
YES/FOR	5	5	0
NO/AGAINST	10	10	0
Overvote	1	1	0
Undervotes	68	68	0
CITY OF LOUISVILLE BALLOT ISSUE 2A			
YES/FOR	9	9	0
NO/AGAINST	6	6	0
Overvote	1	1	0
Undervotes	68	68	0
CITY OF LOUISVILLE BALLOT ISSUE 2B			
YES/FOR	8	8	0
NO/AGAINST	7	7	0
Overvote	1	1	0
Undervotes	68	68	0
Town of Superior Ballot Question 2G			
YES/FOR	6	6	0
NO/AGAINST	8	8	0
Overvote	1	1	0
Undervotes	69	69	0
BOULDER VALLEY SCHOOL DIST. ISSUE 3A:			
YES/FOR	66	66	0
NO/AGAINST	73	73	0
Overvote	18	18	0
Undervotes	1260	1260	0
ST. VRAIN VALLEY SCHOOLS ISSUE 3A			
YES/FOR	39	39	0
NO/AGAINST	46	46	0
Overvote	16	16	0
Undervotes	1090	1090	0

Contests and Options	MVW Total	Machine Total	Difference
THOMPSON SCHOOL DIST. ISSUE 3D			
YES/FOR	2	2	0
NO/AGAINST	6	6	0
Overvote	2	2	0
Undervotes	137	137	0
THOMPSON SCHOOL DIST. ISSUE 3E			
YES/FOR	4	4	0
NO/AGAINST	4	4	0
Overvote	2	2	0
Undervotes	137	137	0
ST. VRAIN & LEFT HAND WATER ISSUE 4A:			
YES/FOR	46	46	0
NO/AGAINST	51	51	0
Overvote	18	18	0
Undervotes	1094	1094	0
SCFD ISSUE 4B			
YES/FOR	112	112	0
NO/AGAINST***	131	130	1 ***
Overvote	40	40	0
Undervotes***	2690	2691	-1 ***
KNOLLWOOD ISSUE 5A			
YES/FOR	14	14	0
NO/AGAINST	8	8	0
Overvote	3	3	0
Undervotes	71	71	0

* Resolution Error: A David Perry vote was resolved as a vote for Brian Perry.

** Target box is not fully filled in, and is marked with black pen, but it has purple tones

*** Target box is not fully filled in, and is marked with black pen, but it has purple tones

X PATRICIA FEESER
10-21-16

X Cathy Jarrett 10-21-16

2016 General Election LAT

Cumulative Report — Official

Boulder County, Colorado — 2016 Boulder County General Election — November 08, 2016

Page 2 of 23

10/20/2016 12:30 PM

Total Number of Voters : 50 of 205,111 = 0.02%

Precincts Reporting 0 of 283 = 0.00%

Party	Candidate	Absentee		Early		Election		Total	
Presidential Electors, Vote For 1									
DEM	Hillary Clinton / Tim Kaine	20	42.55%	0	0.00%	0	0.00%	20	42.55%
REP	Donald J. Trump / Michael R. Pence	10	21.28%	0	0.00%	0	0.00%	10	21.28%
ACN	Darrell L. Castle / Scott N. Bradley	1	2.13%	0	0.00%	0	0.00%	1	2.13%
LBR	Gary Johnson / Bill Weld	2	4.26%	0	0.00%	0	0.00%	2	4.26%
GRN	Jill Stein / Ajamu Baraka	2	4.26%	0	0.00%	0	0.00%	2	4.26%
	Frank Atwood / Blake Huber Approval Voting	1	2.13%	0	0.00%	0	0.00%	1	2.13%
	"Rocky" Roque De La Fuente / Michael Steinberg American Delta	0	0.00%	0	0.00%	0	0.00%	0	0.00%
	James Hedges / Bill Bayes Prohibition	0	0.00%	0	0.00%	0	0.00%	0	0.00%
	Tom Hoefling / Steve Schulin America's	0	0.00%	0	0.00%	0	0.00%	0	0.00%
	Chris Keniston / Deacon Taylor Veterans of America	1	2.13%	0	0.00%	0	0.00%	1	2.13%
	Alyson Kennedy / Osborne Hart Socialist Workers	2	4.26%	0	0.00%	0	0.00%	2	4.26%
	Kyle Kenley Kopitke / Nathan R. Sorenson Independent American	2	4.26%	0	0.00%	0	0.00%	2	4.26%
	Laurence Kotlikoff / Edward Leamer Kotlikoff for President	0	0.00%	0	0.00%	0	0.00%	0	0.00%
	Gloria Estela La Riva / Dennis J. Banks Socialism and Liberation	0	0.00%	0	0.00%	0	0.00%	0	0.00%
	Bradford Lyttle / Hannah Walsh Nonviolent Resistance/Pacifist	0	0.00%	0	0.00%	0	0.00%	0	0.00%
	Joseph Allen Maldonado / Douglas K. Terranova Independent People	0	0.00%	0	0.00%	0	0.00%	0	0.00%
	Michael A. Maturen / Juan Munoz American Solidarity	0	0.00%	0	0.00%	0	0.00%	0	0.00%
UAF	Evan McMullin / Nathan Johnson	1	2.13%	0	0.00%	0	0.00%	1	2.13%
UAF	Ryan Alan Scott / Bruce Kendall Barnard	0	0.00%	0	0.00%	0	0.00%	0	0.00%
	Rod Silva / Richard C. Silva Nutrition	0	0.00%	0	0.00%	0	0.00%	0	0.00%
UAF	Mike Smith / Daniel White	0	0.00%	0	0.00%	0	0.00%	0	0.00%
	Emidio Soltysik / Angela Nicole Walker Socialist USA	1	2.13%	0	0.00%	0	0.00%	1	2.13%
	Bruce Lohmiller / J.R. Smith - Green / Democratic (W)	1	2.13%	0	0.00%	0	0.00%	1	2.13%
	Thomas J. Nieman / Bernie Jackson - Unaffiliated / Libertarian (W)	0	0.00%	0	0.00%	0	0.00%	0	0.00%
	Corey Sterner / Jeff Ryan - Unaffiliated / Republican (W)	1	2.13%	0	0.00%	0	0.00%	1	2.13%
	David Perry / Eric "Rick" Seiley - Republican (W)	1	2.13%	0	0.00%	0	0.00%	1	2.13%
	Brian Anthony Perry / Michael Byron Nelson - Unaffiliated (W)	0	0.00%	0	0.00%	0	0.00%	0	0.00%
	Cherunda Fox / Roger Kushner - Unaffiliated (W)	1	2.13%	0	0.00%	0	0.00%	1	2.13%
	Unresolved Write-Ins	0	0.00%	0	0.00%	0	0.00%	0	0.00%
	Rejected Write-Ins	0	0.00%	0	0.00%	0	0.00%	0	0.00%
Cast Votes:		47	94.00%	0	0.00%	0	0.00%	47	94.00%

2016 General Election LAT

Cumulative Report — Official

Boulder County, Colorado — 2016 Boulder County General Election — November 08, 2016

Page 3 of 23

10/20/2016 12:30 PM

Total Number of Voters : 50 of 205,111 = 0.02%

Precincts Reporting 0 of 283 = 0.00%

Party	Candidate	Absentee		Early		Election		Total	
	Over Votes:	0	0.00%	0	0.00%	0	0.00%	0	0.00%
	Under Votes:	3	6.00%	0	0.00%	0	0.00%	3	6.00%

Precincts			Voters		
Counted	Total	Percent	Ballots	Registered	Percent
0	280	0.00%	50	205,111	0.02%

United States Senator, Vote For 1

DEM	Michael Bennet	25	51.02%	0	0.00%	0	0.00%	25	51.02%
REP	Darryl Glenn	7	14.29%	0	0.00%	0	0.00%	7	14.29%
LBR	Lily Tang Williams	2	4.08%	0	0.00%	0	0.00%	2	4.08%
GRN	Arn Menconi	7	14.29%	0	0.00%	0	0.00%	7	14.29%
UNI	Bill Hammons	0	0.00%	0	0.00%	0	0.00%	0	0.00%
UAF	Dan Chapin	3	6.12%	0	0.00%	0	0.00%	3	6.12%
UAF	Paul Noel Fiorino	2	4.08%	0	0.00%	0	0.00%	2	4.08%
	Don Willoughby - Unaffiliated (W)	3	6.12%	0	0.00%	0	0.00%	3	6.12%
	Unresolved Write-Ins	0	0.00%	0	0.00%	0	0.00%	0	0.00%
	Rejected Write-Ins	0	0.00%	0	0.00%	0	0.00%	0	0.00%
Cast Votes:		49	98.00%	0	0.00%	0	0.00%	49	98.00%
Over Votes:		0	0.00%	0	0.00%	0	0.00%	0	0.00%
Under Votes:		1	2.00%	0	0.00%	0	0.00%	1	2.00%

Precincts			Voters		
Counted	Total	Percent	Ballots	Registered	Percent
0	280	0.00%	50	205,111	0.02%

District 2 - Representative to the 115th United States Congress, Vote For 1

DEM	Jared Polis	23	58.97%	0	0.00%	0	0.00%	23	58.97%
REP	Nicholas Morse	9	23.08%	0	0.00%	0	0.00%	9	23.08%
LBR	Richard Longstreth	7	17.95%	0	0.00%	0	0.00%	7	17.95%
Cast Votes:		39	97.50%	0	0.00%	0	0.00%	39	97.50%
Over Votes:		0	0.00%	0	0.00%	0	0.00%	0	0.00%
Under Votes:		1	2.50%	0	0.00%	0	0.00%	1	2.50%

Precincts			Voters		
Counted	Total	Percent	Ballots	Registered	Percent
0	221	0.00%	40	149,550	0.03%

2016 General Election LAT

Cumulative Report — Official

Boulder County, Colorado — 2016 Boulder County General Election — November 08, 2016

Page 4 of 23

10/20/2016 12:30 PM

Total Number of Voters : 50 of 205,111 = 0.02%

Precincts Reporting 0 of 283 = 0.00%

Party	Candidate	Absentee	Early	Election	Total
-------	-----------	----------	-------	----------	-------

District 4 - Representative to the 115th United States Congress, Vote For 1

DEM	Bob Seay	5	55.56%	0	0.00%	0	0.00%	5	55.56%
REP	Ken Buck	2	22.22%	0	0.00%	0	0.00%	2	22.22%
LBR	Bruce Griffith	1	11.11%	0	0.00%	0	0.00%	1	11.11%
	Donald Howbert - Republican (W)	1	11.11%	0	0.00%	0	0.00%	1	11.11%
	Unresolved Write-Ins	0	0.00%	0	0.00%	0	0.00%	0	0.00%
	Rejected Write-Ins	0	0.00%	0	0.00%	0	0.00%	0	0.00%
Cast Votes:		9	90.00%	0	0.00%	0	0.00%	9	90.00%
Over Votes:		0	0.00%	0	0.00%	0	0.00%	0	0.00%
Under Votes:		1	10.00%	0	0.00%	0	0.00%	1	10.00%

Precincts			Voters		
Counted	Total	Percent	Ballots	Registered	Percent
0	59	0.00%	10	55,561	0.02%

At Large - Regent of the University of Colorado, Vote For 1

DEM	Alice Madden	31	68.89%	0	0.00%	0	0.00%	31	68.89%
REP	Heidi Ganahl	14	31.11%	0	0.00%	0	0.00%	14	31.11%
Cast Votes:		45	90.00%	0	0.00%	0	0.00%	45	90.00%
Over Votes:		0	0.00%	0	0.00%	0	0.00%	0	0.00%
Under Votes:		5	10.00%	0	0.00%	0	0.00%	5	10.00%

Precincts			Voters		
Counted	Total	Percent	Ballots	Registered	Percent
0	280	0.00%	50	205,111	0.02%

Congressional District 4 - Regent of the University of Colorado, Vote For 1

REP	Suzanne M. Sharkey	4	44.44%	0	0.00%	0	0.00%	4	44.44%
DEM	Bob Owens	5	55.56%	0	0.00%	0	0.00%	5	55.56%
Cast Votes:		9	90.00%	0	0.00%	0	0.00%	9	90.00%
Over Votes:		0	0.00%	0	0.00%	0	0.00%	0	0.00%
Under Votes:		1	10.00%	0	0.00%	0	0.00%	1	10.00%

Precincts			Voters		
Counted	Total	Percent	Ballots	Registered	Percent
0	59	0.00%	10	55,561	0.02%

2016 General Election LAT

Cumulative Report — Official

Boulder County, Colorado — 2016 Boulder County General Election — November 08, 2016

Page 5 of 23

10/20/2016 12:30 PM

Total Number of Voters : 50 of 205,111 = 0.02%

Precincts Reporting 0 of 283 = 0.00%

Party	Candidate	Absentee	Early	Election	Total
-------	-----------	----------	-------	----------	-------

State Senator - District 17, Vote For 1

DEM	Matt Jones	10	100.00%	0	0.00%	0	0.00%	10	100.00%
-----	------------	----	---------	---	-------	---	-------	----	---------

Cast Votes:	10	62.50%	0	0.00%	0	0.00%	10	62.50%
--------------------	----	--------	---	-------	---	-------	----	--------

Over Votes:	0	0.00%	0	0.00%	0	0.00%	0	0.00%
--------------------	---	-------	---	-------	---	-------	---	-------

Under Votes:	6	37.50%	0	0.00%	0	0.00%	6	37.50%
---------------------	---	--------	---	-------	---	-------	---	--------

Precincts			Voters		
Counted	Total	Percent	Ballots	Registered	Percent
0	108	0.00%	16	94,643	0.02%

State Senator - District 18, Vote For 1

DEM	Stephen Fenberg	14	56.00%	0	0.00%	0	0.00%	14	56.00%
-----	-----------------	----	--------	---	-------	---	-------	----	--------

REP	M. Peter Spraitz	11	44.00%	0	0.00%	0	0.00%	11	44.00%
-----	------------------	----	--------	---	-------	---	-------	----	--------

Cast Votes:	25	83.33%	0	0.00%	0	0.00%	25	83.33%
--------------------	----	--------	---	-------	---	-------	----	--------

Over Votes:	0	0.00%	0	0.00%	0	0.00%	0	0.00%
--------------------	---	-------	---	-------	---	-------	---	-------

Under Votes:	5	16.67%	0	0.00%	0	0.00%	5	16.67%
---------------------	---	--------	---	-------	---	-------	---	--------

Precincts			Voters		
Counted	Total	Percent	Ballots	Registered	Percent
0	160	0.00%	30	101,593	0.03%

State Representative - District 10, Vote For 1

DEM	Edie Hooton	4	100.00%	0	0.00%	0	0.00%	4	100.00%
-----	-------------	---	---------	---	-------	---	-------	---	---------

Cast Votes:	4	57.14%	0	0.00%	0	0.00%	4	57.14%
--------------------	---	--------	---	-------	---	-------	---	--------

Over Votes:	0	0.00%	0	0.00%	0	0.00%	0	0.00%
--------------------	---	-------	---	-------	---	-------	---	-------

Under Votes:	3	42.86%	0	0.00%	0	0.00%	3	42.86%
---------------------	---	--------	---	-------	---	-------	---	--------

Precincts			Voters		
Counted	Total	Percent	Ballots	Registered	Percent
0	72	0.00%	7	51,809	0.01%

2016 General Election LAT

Cumulative Report — Official

Boulder County, Colorado — 2016 Boulder County General Election — November 08, 2016

Page 6 of 23

10/20/2016 12:30 PM

Total Number of Voters : 50 of 205,111 = 0.02%

Precincts Reporting 0 of 283 = 0.00%

Party	Candidate	Absentee	Early	Election	Total
-------	-----------	----------	-------	----------	-------

State Representative - District 11, Vote For 1

DEM	Jonathan Singer	9	64.29%	0	0.00%	0	0.00%	9	64.29%
REP	Corey Piper	5	35.71%	0	0.00%	0	0.00%	5	35.71%
Cast Votes:		14	93.33%	0	0.00%	0	0.00%	14	93.33%
Over Votes:		0	0.00%	0	0.00%	0	0.00%	0	0.00%
Under Votes:		1	6.67%	0	0.00%	0	0.00%	1	6.67%

Precincts			Voters		
Counted	Total	Percent	Ballots	Registered	Percent
0	65	0.00%	15	50,337	0.03%

State Representative - District 12, Vote For 1

REP	Bob Dillon	7	53.85%	0	0.00%	0	0.00%	7	53.85%
DEM	Mike Foote	6	46.15%	0	0.00%	0	0.00%	6	46.15%
Cast Votes:		13	92.86%	0	0.00%	0	0.00%	13	92.86%
Over Votes:		0	0.00%	0	0.00%	0	0.00%	0	0.00%
Under Votes:		1	7.14%	0	0.00%	0	0.00%	1	7.14%

Precincts			Voters		
Counted	Total	Percent	Ballots	Registered	Percent
0	69	0.00%	14	53,981	0.03%

State Representative - District 13, Vote For 1

DEM	KC Becker	5	100.00%	0	0.00%	0	0.00%	5	100.00%
Cast Votes:		5	55.56%	0	0.00%	0	0.00%	5	55.56%
Over Votes:		0	0.00%	0	0.00%	0	0.00%	0	0.00%
Under Votes:		4	44.44%	0	0.00%	0	0.00%	4	44.44%

Precincts			Voters		
Counted	Total	Percent	Ballots	Registered	Percent
0	57	0.00%	9	34,198	0.03%

2016 General Election LAT

Cumulative Report — Official

Boulder County, Colorado — 2016 Boulder County General Election — November 08, 2016

Page 7 of 23

10/20/2016 12:30 PM

Total Number of Voters : 50 of 205,111 = 0.02%

Precincts Reporting 0 of 283 = 0.00%

Party	Candidate	Absentee	Early	Election	Total
-------	-----------	----------	-------	----------	-------

State Representative - District 33, Vote For 1

REP	Karen Nelson	2	50.00%	0	0.00%	0	0.00%	2	50.00%
DEM	Matt Gray	2	50.00%	0	0.00%	0	0.00%	2	50.00%
LBR	Kim Tavendale	0	0.00%	0	0.00%	0	0.00%	0	0.00%

Cast Votes: 4 80.00% 0 0.00% 0 0.00% 4 80.00%

Over Votes: 0 0.00% 0 0.00% 0 0.00% 0 0.00%

Under Votes: 1 20.00% 0 0.00% 0 0.00% 1 20.00%

Precincts			Voters		
Counted	Total	Percent	Ballots	Registered	Percent
0	17	0.00%	5	14,786	0.03%

District Attorney - 20th Judicial District, Vote For 1

DEM	Stan Garnett	35	100.00%	0	0.00%	0	0.00%	35	100.00%
-----	--------------	----	---------	---	-------	---	-------	----	---------

Cast Votes: 35 70.00% 0 0.00% 0 0.00% 35 70.00%

Over Votes: 0 0.00% 0 0.00% 0 0.00% 0 0.00%

Under Votes: 15 30.00% 0 0.00% 0 0.00% 15 30.00%

Precincts			Voters		
Counted	Total	Percent	Ballots	Registered	Percent
0	280	0.00%	50	205,111	0.02%

District I - Regional Transportation District Director, Vote For 1

Véronique Marie Bellamy	4	28.57%	0	0.00%	0	0.00%	4	28.57%
Lee Kemp	6	42.86%	0	0.00%	0	0.00%	6	42.86%
Judy Lubow	4	28.57%	0	0.00%	0	0.00%	4	28.57%

Cast Votes: 14 93.33% 0 0.00% 0 0.00% 14 93.33%

Over Votes: 0 0.00% 0 0.00% 0 0.00% 0 0.00%

Under Votes: 1 6.67% 0 0.00% 0 0.00% 1 6.67%

Precincts			Voters		
Counted	Total	Percent	Ballots	Registered	Percent
0	87	0.00%	15	72,269	0.02%

2016 General Election LAT

Cumulative Report — Official

Boulder County, Colorado — 2016 Boulder County General Election — November 08, 2016

Page 8 of 23

10/20/2016 12:30 PM

Total Number of Voters : 50 of 205,111 = 0.02%

Precincts Reporting 0 of 283 = 0.00%

Party	Candidate	Absentee	Early	Election	Total
-------	-----------	----------	-------	----------	-------

County Commissioner - District 1, Vote For 1

REP	Kevin Sipple	18	40.00%	0	0.00%	0	0.00%	18	40.00%
DEM	Elise Jones	27	60.00%	0	0.00%	0	0.00%	27	60.00%
Cast Votes:		45	90.00%	0	0.00%	0	0.00%	45	90.00%
Over Votes:		0	0.00%	0	0.00%	0	0.00%	0	0.00%
Under Votes:		5	10.00%	0	0.00%	0	0.00%	5	10.00%

Precincts			Voters		
Counted	Total	Percent	Ballots	Registered	Percent
0	280	0.00%	50	205,111	0.02%

County Commissioner - District 2, Vote For 1

DEM	Deb Gardner	28	59.57%	0	0.00%	0	0.00%	28	59.57%
REP	Paul Danish	19	40.43%	0	0.00%	0	0.00%	19	40.43%
Cast Votes:		47	94.00%	0	0.00%	0	0.00%	47	94.00%
Over Votes:		0	0.00%	0	0.00%	0	0.00%	0	0.00%
Under Votes:		3	6.00%	0	0.00%	0	0.00%	3	6.00%

Precincts			Voters		
Counted	Total	Percent	Ballots	Registered	Percent
0	280	0.00%	50	205,111	0.02%

Town of Superior - Trustee (4 Year Term), Vote For 3

Kevin C. Ryan	1	50.00%	0	0.00%	0	0.00%	1	50.00%
Jason Reese	0	0.00%	0	0.00%	0	0.00%	0	0.00%
Sandie Hammerly	1	50.00%	0	0.00%	0	0.00%	1	50.00%
Narayan Shrestha	0	0.00%	0	0.00%	0	0.00%	0	0.00%
Mark Lacis	0	0.00%	0	0.00%	0	0.00%	0	0.00%
Patricia E. Dunham	0	0.00%	0	0.00%	0	0.00%	0	0.00%
Gladys M. Forshee	0	0.00%	0	0.00%	0	0.00%	0	0.00%
Anthony Stewart	0	0.00%	0	0.00%	0	0.00%	0	0.00%
Jerry Malia	0	0.00%	0	0.00%	0	0.00%	0	0.00%
Cast Votes:			2	33.33%	0	0.00%	2	33.33%
Over Votes:			0	0.00%	0	0.00%	0	0.00%
Under Votes:			4	66.67%	0	0.00%	4	66.67%

Precincts			Voters		
Counted	Total	Percent	Ballots	Registered	Percent
0	8	0.00%	2	7,479	0.03%

2016 General Election LAT

Cumulative Report — Official

Boulder County, Colorado — 2016 Boulder County General Election — November 08, 2016

Page 9 of 23

10/20/2016 12:30 PM

Total Number of Voters : 50 of 205,111 = 0.02%

Precincts Reporting 0 of 283 = 0.00%

Party	Candidate	Absentee	Early	Election	Total
-------	-----------	----------	-------	----------	-------

Colorado Supreme Court Justice - Hood, Vote For 1

YES	23	62.16%	0	0.00%	0	0.00%	23	62.16%
NO	14	37.84%	0	0.00%	0	0.00%	14	37.84%

Cast Votes:	37	74.00%	0	0.00%	0	0.00%	37	74.00%
Over Votes:	0	0.00%	0	0.00%	0	0.00%	0	0.00%
Under Votes:	13	26.00%	0	0.00%	0	0.00%	13	26.00%

Precincts			Voters		
Counted	Total	Percent	Ballots	Registered	Percent
0	280	0.00%	50	205,111	0.02%

Colorado Court of Appeals Judge - Ashby, Vote For 1

YES	31	77.50%	0	0.00%	0	0.00%	31	77.50%
NO	9	22.50%	0	0.00%	0	0.00%	9	22.50%

Cast Votes:	40	80.00%	0	0.00%	0	0.00%	40	80.00%
Over Votes:	0	0.00%	0	0.00%	0	0.00%	0	0.00%
Under Votes:	10	20.00%	0	0.00%	0	0.00%	10	20.00%

Precincts			Voters		
Counted	Total	Percent	Ballots	Registered	Percent
0	280	0.00%	50	205,111	0.02%

Colorado Court of Appeals Judge - Berger, Vote For 1

YES	22	68.75%	0	0.00%	0	0.00%	22	68.75%
NO	10	31.25%	0	0.00%	0	0.00%	10	31.25%

Cast Votes:	32	64.00%	0	0.00%	0	0.00%	32	64.00%
Over Votes:	0	0.00%	0	0.00%	0	0.00%	0	0.00%
Under Votes:	18	36.00%	0	0.00%	0	0.00%	18	36.00%

Precincts			Voters		
Counted	Total	Percent	Ballots	Registered	Percent
0	280	0.00%	50	205,111	0.02%

2016 General Election LAT

Cumulative Report — Official

Boulder County, Colorado — 2016 Boulder County General Election — November 08, 2016

Page 10 of 23

10/20/2016 12:30 PM

Total Number of Voters : 50 of 205,111 = 0.02%

Precincts Reporting 0 of 283 = 0.00%

Party	Candidate	Absentee	Early	Election	Total
-------	-----------	----------	-------	----------	-------

Colorado Court of Appeals Judge - Bernard, Vote For 1

YES	17	48.57%	0	0.00%	0	0.00%	17	48.57%
NO	18	51.43%	0	0.00%	0	0.00%	18	51.43%

Cast Votes:	35	70.00%	0	0.00%	0	0.00%	35	70.00%
-------------	----	--------	---	-------	---	-------	----	--------

Over Votes:	0	0.00%	0	0.00%	0	0.00%	0	0.00%
-------------	---	-------	---	-------	---	-------	---	-------

Under Votes:	15	30.00%	0	0.00%	0	0.00%	15	30.00%
--------------	----	--------	---	-------	---	-------	----	--------

Precincts			Voters		
Counted	Total	Percent	Ballots	Registered	Percent
0	280	0.00%	50	205,111	0.02%

Colorado Court of Appeals Judge - Dunn, Vote For 1

YES	25	65.79%	0	0.00%	0	0.00%	25	65.79%
NO	13	34.21%	0	0.00%	0	0.00%	13	34.21%

Cast Votes:	38	76.00%	0	0.00%	0	0.00%	38	76.00%
-------------	----	--------	---	-------	---	-------	----	--------

Over Votes:	0	0.00%	0	0.00%	0	0.00%	0	0.00%
-------------	---	-------	---	-------	---	-------	---	-------

Under Votes:	12	24.00%	0	0.00%	0	0.00%	12	24.00%
--------------	----	--------	---	-------	---	-------	----	--------

Precincts			Voters		
Counted	Total	Percent	Ballots	Registered	Percent
0	280	0.00%	50	205,111	0.02%

Colorado Court of Appeals Judge - Furman, Vote For 1

YES	16	45.71%	0	0.00%	0	0.00%	16	45.71%
NO	19	54.29%	0	0.00%	0	0.00%	19	54.29%

Cast Votes:	35	70.00%	0	0.00%	0	0.00%	35	70.00%
-------------	----	--------	---	-------	---	-------	----	--------

Over Votes:	0	0.00%	0	0.00%	0	0.00%	0	0.00%
-------------	---	-------	---	-------	---	-------	---	-------

Under Votes:	15	30.00%	0	0.00%	0	0.00%	15	30.00%
--------------	----	--------	---	-------	---	-------	----	--------

Precincts			Voters		
Counted	Total	Percent	Ballots	Registered	Percent
0	280	0.00%	50	205,111	0.02%

2016 General Election LAT

Cumulative Report — Official

Boulder County, Colorado — 2016 Boulder County General Election — November 08, 2016

Page 11 of 23

10/20/2016 12:30 PM

Total Number of Voters : 50 of 205,111 = 0.02%

Precincts Reporting 0 of 283 = 0.00%

Party	Candidate	Absentee	Early	Election	Total
-------	-----------	----------	-------	----------	-------

Colorado Court of Appeals Judge - Hawthorne, Vote For 1

YES	20	62.50%	0	0.00%	0	0.00%	20	62.50%
NO	12	37.50%	0	0.00%	0	0.00%	12	37.50%

Cast Votes:	32	64.00%	0	0.00%	0	0.00%	32	64.00%
Over Votes:	0	0.00%	0	0.00%	0	0.00%	0	0.00%
Under Votes:	18	36.00%	0	0.00%	0	0.00%	18	36.00%

Precincts			Voters		
Counted	Total	Percent	Ballots	Registered	Percent
0	280	0.00%	50	205,111	0.02%

Colorado Court of Appeals Judge - Jones, Vote For 1

YES	18	58.06%	0	0.00%	0	0.00%	18	58.06%
NO	13	41.94%	0	0.00%	0	0.00%	13	41.94%

Cast Votes:	31	62.00%	0	0.00%	0	0.00%	31	62.00%
Over Votes:	0	0.00%	0	0.00%	0	0.00%	0	0.00%
Under Votes:	19	38.00%	0	0.00%	0	0.00%	19	38.00%

Precincts			Voters		
Counted	Total	Percent	Ballots	Registered	Percent
0	280	0.00%	50	205,111	0.02%

Colorado Court of Appeals Judge - Navarro, Vote For 1

YES	28	73.68%	0	0.00%	0	0.00%	28	73.68%
NO	10	26.32%	0	0.00%	0	0.00%	10	26.32%

Cast Votes:	38	76.00%	0	0.00%	0	0.00%	38	76.00%
Over Votes:	0	0.00%	0	0.00%	0	0.00%	0	0.00%
Under Votes:	12	24.00%	0	0.00%	0	0.00%	12	24.00%

Precincts			Voters		
Counted	Total	Percent	Ballots	Registered	Percent
0	280	0.00%	50	205,111	0.02%

2016 General Election LAT

Cumulative Report — Official

Boulder County, Colorado — 2016 Boulder County General Election — November 08, 2016

Page 12 of 23

10/20/2016 12:30 PM

Total Number of Voters : 50 of 205,111 = 0.02%

Precincts Reporting 0 of 283 = 0.00%

Party	Candidate	Absentee	Early	Election	Total
-------	-----------	----------	-------	----------	-------

Colorado Court of Appeals Judge - Román, Vote For 1

YES	21	60.00%	0	0.00%	0	0.00%	21	60.00%
NO	14	40.00%	0	0.00%	0	0.00%	14	40.00%

Cast Votes:	35	70.00%	0	0.00%	0	0.00%	35	70.00%
Over Votes:	0	0.00%	0	0.00%	0	0.00%	0	0.00%
Under Votes:	15	30.00%	0	0.00%	0	0.00%	15	30.00%

Precincts			Voters		
Counted	Total	Percent	Ballots	Registered	Percent
0	280	0.00%	50	205,111	0.02%

Colorado Court of Appeals Judge - Terry, Vote For 1

YES	30	76.92%	0	0.00%	0	0.00%	30	76.92%
NO	9	23.08%	0	0.00%	0	0.00%	9	23.08%

Cast Votes:	39	78.00%	0	0.00%	0	0.00%	39	78.00%
Over Votes:	0	0.00%	0	0.00%	0	0.00%	0	0.00%
Under Votes:	11	22.00%	0	0.00%	0	0.00%	11	22.00%

Precincts			Voters		
Counted	Total	Percent	Ballots	Registered	Percent
0	280	0.00%	50	205,111	0.02%

District Judge - 20th Judicial - Hartman, Vote For 1

YES	30	69.77%	0	0.00%	0	0.00%	30	69.77%
NO	13	30.23%	0	0.00%	0	0.00%	13	30.23%

Cast Votes:	43	86.00%	0	0.00%	0	0.00%	43	86.00%
Over Votes:	0	0.00%	0	0.00%	0	0.00%	0	0.00%
Under Votes:	7	14.00%	0	0.00%	0	0.00%	7	14.00%

Precincts			Voters		
Counted	Total	Percent	Ballots	Registered	Percent
0	280	0.00%	50	205,111	0.02%

2016 General Election LAT

Cumulative Report — Official

Boulder County, Colorado — 2016 Boulder County General Election — November 08, 2016

Page 13 of 23

10/20/2016 12:30 PM

Total Number of Voters : 50 of 205,111 = 0.02%

Precincts Reporting 0 of 283 = 0.00%

Party	Candidate	Absentee	Early	Election	Total
-------	-----------	----------	-------	----------	-------

District Judge - 20th Judicial - Langer, Vote For 1

YES	27	77.14%	0	0.00%	0	0.00%	27	77.14%
NO	8	22.86%	0	0.00%	0	0.00%	8	22.86%

Cast Votes: 35 70.00% 0 0.00% 0 0.00% 35 70.00%

Over Votes: 0 0.00% 0 0.00% 0 0.00% 0 0.00%

Under Votes: 15 30.00% 0 0.00% 0 0.00% 15 30.00%

Precincts			Voters		
Counted	Total	Percent	Ballots	Registered	Percent
0	280	0.00%	50	205,111	0.02%

Amendment T (CONSTITUTIONAL), Vote For 1

YES/FOR	31	65.96%	0	0.00%	0	0.00%	31	65.96%
NO/AGAINST	16	34.04%	0	0.00%	0	0.00%	16	34.04%

Cast Votes: 47 94.00% 0 0.00% 0 0.00% 47 94.00%

Over Votes: 0 0.00% 0 0.00% 0 0.00% 0 0.00%

Under Votes: 3 6.00% 0 0.00% 0 0.00% 3 6.00%

Precincts			Voters		
Counted	Total	Percent	Ballots	Registered	Percent
0	280	0.00%	50	205,111	0.02%

Amendment U (CONSTITUTIONAL), Vote For 1

YES/FOR	34	72.34%	0	0.00%	0	0.00%	34	72.34%
NO/AGAINST	13	27.66%	0	0.00%	0	0.00%	13	27.66%

Cast Votes: 47 94.00% 0 0.00% 0 0.00% 47 94.00%

Over Votes: 0 0.00% 0 0.00% 0 0.00% 0 0.00%

Under Votes: 3 6.00% 0 0.00% 0 0.00% 3 6.00%

Precincts			Voters		
Counted	Total	Percent	Ballots	Registered	Percent
0	280	0.00%	50	205,111	0.02%

2016 General Election LAT

Cumulative Report — Official

Boulder County, Colorado — 2016 Boulder County General Election — November 08, 2016

Page 14 of 23

10/20/2016 12:30 PM

Total Number of Voters : 50 of 205,111 = 0.02%

Precincts Reporting 0 of 283 = 0.00%

Party	Candidate	Absentee	Early	Election	Total
-------	-----------	----------	-------	----------	-------

Amendment 69 (CONSTITUTIONAL), Vote For 1

YES/FOR	29	59.18%	0	0.00%	0	0.00%	29	59.18%
NO/AGAINST	20	40.82%	0	0.00%	0	0.00%	20	40.82%
Cast Votes:	49	98.00%	0	0.00%	0	0.00%	49	98.00%
Over Votes:	0	0.00%	0	0.00%	0	0.00%	0	0.00%
Under Votes:	1	2.00%	0	0.00%	0	0.00%	1	2.00%

Precincts			Voters		
Counted	Total	Percent	Ballots	Registered	Percent
0	280	0.00%	50	205,111	0.02%

Amendment 70 (CONSTITUTIONAL), Vote For 1

YES/FOR	33	67.35%	0	0.00%	0	0.00%	33	67.35%
NO/AGAINST	16	32.65%	0	0.00%	0	0.00%	16	32.65%
Cast Votes:	49	98.00%	0	0.00%	0	0.00%	49	98.00%
Over Votes:	0	0.00%	0	0.00%	0	0.00%	0	0.00%
Under Votes:	1	2.00%	0	0.00%	0	0.00%	1	2.00%

Precincts			Voters		
Counted	Total	Percent	Ballots	Registered	Percent
0	280	0.00%	50	205,111	0.02%

Amendment 71 (CONSTITUTIONAL), Vote For 1

YES/FOR	35	71.43%	0	0.00%	0	0.00%	35	71.43%
NO/AGAINST	14	28.57%	0	0.00%	0	0.00%	14	28.57%
Cast Votes:	49	98.00%	0	0.00%	0	0.00%	49	98.00%
Over Votes:	0	0.00%	0	0.00%	0	0.00%	0	0.00%
Under Votes:	1	2.00%	0	0.00%	0	0.00%	1	2.00%

Precincts			Voters		
Counted	Total	Percent	Ballots	Registered	Percent
0	280	0.00%	50	205,111	0.02%

2016 General Election LAT

Cumulative Report — Official

Boulder County, Colorado — 2016 Boulder County General Election — November 08, 2016

Page 15 of 23

10/20/2016 12:30 PM

Total Number of Voters : 50 of 205,111 = 0.02%

Precincts Reporting 0 of 283 = 0.00%

Party	Candidate	Absentee	Early	Election	Total
-------	-----------	----------	-------	----------	-------

Amendment 72 (CONSTITUTIONAL), Vote For 1

YES/FOR	21	43.75%	0	0.00%	0	0.00%	21	43.75%
NO/AGAINST	27	56.25%	0	0.00%	0	0.00%	27	56.25%
Cast Votes:	48	96.00%	0	0.00%	0	0.00%	48	96.00%
Over Votes:	0	0.00%	0	0.00%	0	0.00%	0	0.00%
Under Votes:	2	4.00%	0	0.00%	0	0.00%	2	4.00%

Precincts			Voters		
Counted	Total	Percent	Ballots	Registered	Percent
0	280	0.00%	50	205,111	0.02%

Proposition 106 (STATUTORY), Vote For 1

YES/FOR	33	68.75%	0	0.00%	0	0.00%	33	68.75%
NO/AGAINST	15	31.25%	0	0.00%	0	0.00%	15	31.25%
Cast Votes:	48	96.00%	0	0.00%	0	0.00%	48	96.00%
Over Votes:	0	0.00%	0	0.00%	0	0.00%	0	0.00%
Under Votes:	2	4.00%	0	0.00%	0	0.00%	2	4.00%

Precincts			Voters		
Counted	Total	Percent	Ballots	Registered	Percent
0	280	0.00%	50	205,111	0.02%

Proposition 107 (STATUTORY), Vote For 1

YES/FOR	17	35.42%	0	0.00%	0	0.00%	17	35.42%
NO/AGAINST	31	64.58%	0	0.00%	0	0.00%	31	64.58%
Cast Votes:	48	96.00%	0	0.00%	0	0.00%	48	96.00%
Over Votes:	0	0.00%	0	0.00%	0	0.00%	0	0.00%
Under Votes:	2	4.00%	0	0.00%	0	0.00%	2	4.00%

Precincts			Voters		
Counted	Total	Percent	Ballots	Registered	Percent
0	280	0.00%	50	205,111	0.02%

2016 General Election LAT

Cumulative Report — Official

Boulder County, Colorado — 2016 Boulder County General Election — November 08, 2016

Page 16 of 23

10/20/2016 12:30 PM

Total Number of Voters : 50 of 205,111 = 0.02%

Precincts Reporting 0 of 283 = 0.00%

Party	Candidate	Absentee	Early	Election	Total
-------	-----------	----------	-------	----------	-------

Proposition 108 (STATUTORY), Vote For 1

YES/FOR	22	44.90%	0	0.00%	0	0.00%	22	44.90%
NO/AGAINST	27	55.10%	0	0.00%	0	0.00%	27	55.10%

Cast Votes:	49	98.00%	0	0.00%	0	0.00%	49	98.00%
--------------------	----	--------	---	-------	---	-------	----	--------

Over Votes:	0	0.00%	0	0.00%	0	0.00%	0	0.00%
--------------------	---	-------	---	-------	---	-------	---	-------

Under Votes:	1	2.00%	0	0.00%	0	0.00%	1	2.00%
---------------------	---	-------	---	-------	---	-------	---	-------

Precincts			Voters		
Counted	Total	Percent	Ballots	Registered	Percent
0	280	0.00%	50	205,111	0.02%

COUNTY ISSUE 1A (Road and Bridge Mill Levy Increase):, Vote For 1

YES/FOR	32	68.09%	0	0.00%	0	0.00%	32	68.09%
NO/AGAINST	15	31.91%	0	0.00%	0	0.00%	15	31.91%

Cast Votes:	47	94.00%	0	0.00%	0	0.00%	47	94.00%
--------------------	----	--------	---	-------	---	-------	----	--------

Over Votes:	0	0.00%	0	0.00%	0	0.00%	0	0.00%
--------------------	---	-------	---	-------	---	-------	---	-------

Under Votes:	3	6.00%	0	0.00%	0	0.00%	3	6.00%
---------------------	---	-------	---	-------	---	-------	---	-------

Precincts			Voters		
Counted	Total	Percent	Ballots	Registered	Percent
0	280	0.00%	50	205,111	0.02%

COUNTY ISSUE 1B (Countywide Open Space Sales and Use Tax Bond Authorization and Tax Extension):, Vote For 1

YES/FOR	26	55.32%	0	0.00%	0	0.00%	26	55.32%
NO/AGAINST	21	44.68%	0	0.00%	0	0.00%	21	44.68%

Cast Votes:	47	94.00%	0	0.00%	0	0.00%	47	94.00%
--------------------	----	--------	---	-------	---	-------	----	--------

Over Votes:	0	0.00%	0	0.00%	0	0.00%	0	0.00%
--------------------	---	-------	---	-------	---	-------	---	-------

Under Votes:	3	6.00%	0	0.00%	0	0.00%	3	6.00%
---------------------	---	-------	---	-------	---	-------	---	-------

Precincts			Voters		
Counted	Total	Percent	Ballots	Registered	Percent
0	280	0.00%	50	205,111	0.02%

2016 General Election LAT

Cumulative Report — Official

Boulder County, Colorado — 2016 Boulder County General Election — November 08, 2016

Page 17 of 23

10/20/2016 12:30 PM

Total Number of Voters : 50 of 205,111 = 0.02%

Precincts Reporting 0 of 283 = 0.00%

Party	Candidate	Absentee	Early	Election	Total
-------	-----------	----------	-------	----------	-------

COUNTY ISSUE 1C (Countywide Sustainability Sales and Use Tax Extension);, Vote For 1

YES/FOR	34	73.91%	0	0.00%	0	0.00%	34	73.91%
NO/AGAINST	12	26.09%	0	0.00%	0	0.00%	12	26.09%

Cast Votes:	46	92.00%	0	0.00%	0	0.00%	46	92.00%
Over Votes:	0	0.00%	0	0.00%	0	0.00%	0	0.00%
Under Votes:	4	8.00%	0	0.00%	0	0.00%	4	8.00%

Precincts			Voters		
Counted	Total	Percent	Ballots	Registered	Percent
0	280	0.00%	50	205,111	0.02%

County Question 1D (District Attorney Term Limit Extension to Four Terms);, Vote For 1

YES/FOR	29	63.04%	0	0.00%	0	0.00%	29	63.04%
NO/AGAINST	17	36.96%	0	0.00%	0	0.00%	17	36.96%

Cast Votes:	46	92.00%	0	0.00%	0	0.00%	46	92.00%
Over Votes:	0	0.00%	0	0.00%	0	0.00%	0	0.00%
Under Votes:	4	8.00%	0	0.00%	0	0.00%	4	8.00%

Precincts			Voters		
Counted	Total	Percent	Ballots	Registered	Percent
0	280	0.00%	50	205,111	0.02%

CITY OF BOULDER BALLOT ISSUE 2H SUGAR SWEETENED BEVERAGE PRODUCT DISTRIBUTION TAX, Vote For 1

FOR THE MEASURE	1	25.00%	0	0.00%	0	0.00%	1	25.00%
AGAINST THE MEASURE	3	75.00%	0	0.00%	0	0.00%	3	75.00%

Cast Votes:	4	80.00%	0	0.00%	0	0.00%	4	80.00%
Over Votes:	0	0.00%	0	0.00%	0	0.00%	0	0.00%
Under Votes:	1	20.00%	0	0.00%	0	0.00%	1	20.00%

Precincts			Voters		
Counted	Total	Percent	Ballots	Registered	Percent
0	88	0.00%	5	67,378	0.01%

2016 General Election LAT

Cumulative Report — Official

Boulder County, Colorado — 2016 Boulder County General Election — November 08, 2016

Page 18 of 23

10/20/2016 12:30 PM

Total Number of Voters : 50 of 205,111 = 0.02%

Precincts Reporting 0 of 283 = 0.00%

Party	Candidate	Absentee	Early	Election	Total
-------	-----------	----------	-------	----------	-------

City of Boulder Ballot Question 2I Clarify and Amend Blue Line, Water Not Supplied West of Line, Vote For 1

For the Measure	3	60.00%	0	0.00%	0	0.00%	3	60.00%
Against the Measure	2	40.00%	0	0.00%	0	0.00%	2	40.00%

Cast Votes: 5 100.00% 0 0.00% 0 0.00% 5 100.00%

Over Votes: 0 0.00% 0 0.00% 0 0.00% 0 0.00%

Under Votes: 0 0.00% 0 0.00% 0 0.00% 0 0.00%

Precincts			Voters		
Counted	Total	Percent	Ballots	Registered	Percent
0	88	0.00%	5	67,378	0.01%

City of Boulder Ballot Question 2J Provide Insurance Benefits for Council Members, Vote For 1

For the Measure	2	40.00%	0	0.00%	0	0.00%	2	40.00%
Against the Measure	3	60.00%	0	0.00%	0	0.00%	3	60.00%

Cast Votes: 5 100.00% 0 0.00% 0 0.00% 5 100.00%

Over Votes: 0 0.00% 0 0.00% 0 0.00% 0 0.00%

Under Votes: 0 0.00% 0 0.00% 0 0.00% 0 0.00%

Precincts			Voters		
Counted	Total	Percent	Ballots	Registered	Percent
0	88	0.00%	5	67,378	0.01%

City of Boulder Ballot Question 302 Qualifications of Council Members, Vote For 1

For the Measure	4	80.00%	0	0.00%	0	0.00%	4	80.00%
Against the Measure	1	20.00%	0	0.00%	0	0.00%	1	20.00%

Cast Votes: 5 100.00% 0 0.00% 0 0.00% 5 100.00%

Over Votes: 0 0.00% 0 0.00% 0 0.00% 0 0.00%

Under Votes: 0 0.00% 0 0.00% 0 0.00% 0 0.00%

Precincts			Voters		
Counted	Total	Percent	Ballots	Registered	Percent
0	88	0.00%	5	67,378	0.01%

2016 General Election LAT

Cumulative Report — Official

Boulder County, Colorado — 2016 Boulder County General Election — November 08, 2016

Page 19 of 23

10/20/2016 12:30 PM

Total Number of Voters : 50 of 205,111 = 0.02%

Precincts Reporting 0 of 283 = 0.00%

Party	Candidate	Absentee	Early	Election	Total
-------	-----------	----------	-------	----------	-------

CITY OF LAFAYETTE BALLOT ISSUE NO. 2C CITY OF LAFAYETTE COMMUNITY BUS PASS PROGRAM LEVY, Vote For 1

YES/FOR	1	50.00%	0	0.00%	0	0.00%	1	50.00%
NO/AGAINST	1	50.00%	0	0.00%	0	0.00%	1	50.00%

Cast Votes:	2	100.00%	0	0.00%	0	0.00%	2	100.00%
Over Votes:	0	0.00%	0	0.00%	0	0.00%	0	0.00%
Under Votes:	0	0.00%	0	0.00%	0	0.00%	0	0.00%

Precincts			Voters		
Counted	Total	Percent	Ballots	Registered	Percent
0	17	0.00%	2	17,953	0.01%

CITY OF LAFAYETTE BALLOT ISSUE NO. 2D CITY OF LAFAYETTE STORAGE TAX, Vote For 1

YES/FOR	0	0.00%	0	0.00%	0	0.00%	0	0.00%
NO/AGAINST	2	100.00%	0	0.00%	0	0.00%	2	100.00%

Cast Votes:	2	100.00%	0	0.00%	0	0.00%	2	100.00%
Over Votes:	0	0.00%	0	0.00%	0	0.00%	0	0.00%
Under Votes:	0	0.00%	0	0.00%	0	0.00%	0	0.00%

Precincts			Voters		
Counted	Total	Percent	Ballots	Registered	Percent
0	17	0.00%	2	17,953	0.01%

City Of Lafayette Ballot Question No. 2E Authorizing The Provision Of Telecommunication Services, Vote For 1

YES/FOR	0	0.00%	0	0.00%	0	0.00%	0	0.00%
NO/AGAINST	2	100.00%	0	0.00%	0	0.00%	2	100.00%

Cast Votes:	2	100.00%	0	0.00%	0	0.00%	2	100.00%
Over Votes:	0	0.00%	0	0.00%	0	0.00%	0	0.00%
Under Votes:	0	0.00%	0	0.00%	0	0.00%	0	0.00%

Precincts			Voters		
Counted	Total	Percent	Ballots	Registered	Percent
0	17	0.00%	2	17,953	0.01%

2016 General Election LAT

Cumulative Report — Official

Boulder County, Colorado — 2016 Boulder County General Election — November 08, 2016

Page 20 of 23

10/20/2016 12:30 PM

Total Number of Voters : 50 of 205,111 = 0.02%

Precincts Reporting 0 of 283 = 0.00%

Party	Candidate	Absentee	Early	Election	Total
-------	-----------	----------	-------	----------	-------

City Of Lafayette Ballot Question No. 2F Charter Amendment Boards And Commissions Qualifications, Vote For 1

YES/FOR	1	50.00%	0	0.00%	0	0.00%	1	50.00%
NO/AGAINST	1	50.00%	0	0.00%	0	0.00%	1	50.00%

Cast Votes:	2	100.00%	0	0.00%	0	0.00%	2	100.00%
Over Votes:	0	0.00%	0	0.00%	0	0.00%	0	0.00%
Under Votes:	0	0.00%	0	0.00%	0	0.00%	0	0.00%

Precincts			Voters		
Counted	Total	Percent	Ballots	Registered	Percent
0	17	0.00%	2	17,953	0.01%

CITY OF LOUISVILLE BALLOT ISSUE 2A, Vote For 1

YES/FOR	1	50.00%	0	0.00%	0	0.00%	1	50.00%
NO/AGAINST	1	50.00%	0	0.00%	0	0.00%	1	50.00%

Cast Votes:	2	100.00%	0	0.00%	0	0.00%	2	100.00%
Over Votes:	0	0.00%	0	0.00%	0	0.00%	0	0.00%
Under Votes:	0	0.00%	0	0.00%	0	0.00%	0	0.00%

Precincts			Voters		
Counted	Total	Percent	Ballots	Registered	Percent
0	15	0.00%	2	14,451	0.01%

CITY OF LOUISVILLE BALLOT ISSUE 2B, Vote For 1

YES/FOR	1	50.00%	0	0.00%	0	0.00%	1	50.00%
NO/AGAINST	1	50.00%	0	0.00%	0	0.00%	1	50.00%

Cast Votes:	2	100.00%	0	0.00%	0	0.00%	2	100.00%
Over Votes:	0	0.00%	0	0.00%	0	0.00%	0	0.00%
Under Votes:	0	0.00%	0	0.00%	0	0.00%	0	0.00%

Precincts			Voters		
Counted	Total	Percent	Ballots	Registered	Percent
0	15	0.00%	2	14,451	0.01%

2016 General Election LAT

Cumulative Report — Official

Boulder County, Colorado — 2016 Boulder County General Election — November 08, 2016

Page 21 of 23

10/20/2016 12:30 PM

Total Number of Voters : 50 of 205,111 = 0.02%

Precincts Reporting 0 of 283 = 0.00%

Party	Candidate	Absentee	Early	Election	Total
-------	-----------	----------	-------	----------	-------

Town of Superior Ballot Question 2G Authorizing Municipal Broadband Services, Vote For 1

YES/FOR	1	100.00%	0	0.00%	0	0.00%	1	100.00%
NO/AGAINST	0	0.00%	0	0.00%	0	0.00%	0	0.00%

Cast Votes:	1	50.00%	0	0.00%	0	0.00%	1	50.00%
Over Votes:	0	0.00%	0	0.00%	0	0.00%	0	0.00%
Under Votes:	1	50.00%	0	0.00%	0	0.00%	1	50.00%

Precincts			Voters		
Counted	Total	Percent	Ballots	Registered	Percent
0	8	0.00%	2	7,479	0.03%

BOULDER VALLEY SCHOOL DISTRICT ISSUE 3A:, Vote For 1

YES/FOR	14	56.00%	0	0.00%	0	0.00%	14	56.00%
NO/AGAINST	11	44.00%	0	0.00%	0	0.00%	11	44.00%

Cast Votes:	25	96.15%	0	0.00%	0	0.00%	25	96.15%
Over Votes:	0	0.00%	0	0.00%	0	0.00%	0	0.00%
Under Votes:	1	3.85%	0	0.00%	0	0.00%	1	3.85%

Precincts			Voters		
Counted	Total	Percent	Ballots	Registered	Percent
0	189	0.00%	26	133,602	0.02%

ST. VRAIN SCHOOL DISTRICT ISSUE NO. 3A, Vote For 1

YES/FOR	12	70.59%	0	0.00%	0	0.00%	12	70.59%
NO/AGAINST	5	29.41%	0	0.00%	0	0.00%	5	29.41%

Cast Votes:	17	89.47%	0	0.00%	0	0.00%	17	89.47%
Over Votes:	0	0.00%	0	0.00%	0	0.00%	0	0.00%
Under Votes:	2	10.53%	0	0.00%	0	0.00%	2	10.53%

Precincts			Voters		
Counted	Total	Percent	Ballots	Registered	Percent
0	86	0.00%	19	70,905	0.03%

2016 General Election LAT

Cumulative Report — Official

Boulder County, Colorado — 2016 Boulder County General Election — November 08, 2016

Page 22 of 23

10/20/2016 12:30 PM

Total Number of Voters : 50 of 205,111 = 0.02%

Precincts Reporting 0 of 283 = 0.00%

Party	Candidate	Absentee	Early	Election	Total
-------	-----------	----------	-------	----------	-------

THOMPSON SCHOOL DISTRICT ISSUE NO. 3D, Vote For 1

YES/FOR	0	0.00%	0	0.00%	0	0.00%	0	0.00%
NO/AGAINST	2	100.00%	0	0.00%	0	0.00%	2	100.00%

Cast Votes:	2	66.67%	0	0.00%	0	0.00%	2	66.67%
Over Votes:	0	0.00%	0	0.00%	0	0.00%	0	0.00%
Under Votes:	1	33.33%	0	0.00%	0	0.00%	1	33.33%

Precincts			Voters		
Counted	Total	Percent	Ballots	Registered	Percent
0	2	0.00%	3	158	1.90%

THOMPSON SCHOOL DISTRICT ISSUE NO. 3E, Vote For 1

YES/FOR	2	100.00%	0	0.00%	0	0.00%	2	100.00%
NO/AGAINST	0	0.00%	0	0.00%	0	0.00%	0	0.00%

Cast Votes:	2	66.67%	0	0.00%	0	0.00%	2	66.67%
Over Votes:	0	0.00%	0	0.00%	0	0.00%	0	0.00%
Under Votes:	1	33.33%	0	0.00%	0	0.00%	1	33.33%

Precincts			Voters		
Counted	Total	Percent	Ballots	Registered	Percent
0	2	0.00%	3	158	1.90%

ST. VRAIN & LEFT HAND WCD ISSUE NO. 4A:, Vote For 1

YES/FOR	10	66.67%	0	0.00%	0	0.00%	10	66.67%
NO/AGAINST	5	33.33%	0	0.00%	0	0.00%	5	33.33%

Cast Votes:	15	78.95%	0	0.00%	0	0.00%	15	78.95%
Over Votes:	0	0.00%	0	0.00%	0	0.00%	0	0.00%
Under Votes:	4	21.05%	0	0.00%	0	0.00%	4	21.05%

Precincts			Voters		
Counted	Total	Percent	Ballots	Registered	Percent
0	87	0.00%	19	66,344	0.03%

2016 General Election LAT

Cumulative Report — Official

Boulder County, Colorado — 2016 Boulder County General Election — November 08, 2016

Page 23 of 23

10/20/2016 12:30 PM

Total Number of Voters : 50 of 205,111 = 0.02%

Precincts Reporting 0 of 283 = 0.00%

Party	Candidate	Absentee	Early	Election	Total
-------	-----------	----------	-------	----------	-------

The Denver Metro SCFD Ballot Issue 4B, Vote For 1

YES/FOR	31	68.89%	0	0.00%	0	0.00%	31	68.89%
NO/AGAINST	14	31.11%	0	0.00%	0	0.00%	14	31.11%
Cast Votes:	45	90.00%	0	0.00%	0	0.00%	45	90.00%
Over Votes:	0	0.00%	0	0.00%	0	0.00%	0	0.00%
Under Votes:	5	10.00%	0	0.00%	0	0.00%	5	10.00%

Precincts			Voters		
Counted	Total	Percent	Ballots	Registered	Percent
0	280	0.00%	50	205,111	0.02%

KNOLLWOOD METRO DISTRICT ISSUE 5A, Vote For 1

YES/FOR	0	0.00%	0	0.00%	0	0.00%	0	0.00%
NO/AGAINST	1	100.00%	0	0.00%	0	0.00%	1	100.00%
Cast Votes:	1	50.00%	0	0.00%	0	0.00%	1	50.00%
Over Votes:	0	0.00%	0	0.00%	0	0.00%	0	0.00%
Under Votes:	1	50.00%	0	0.00%	0	0.00%	1	50.00%

Precincts			Voters		
Counted	Total	Percent	Ballots	Registered	Percent
0	3	0.00%	2	104	1.92%

2016 General Election Logic and Accuracy Test:
Cumulative Results Comparison

All DRE Ballots
October 11, 2016

PATRICIA FEESER *AK*
Cathy Tarrett *C.J.*

DRE Results

Team #1 (Democrat)

Team #2 (Republican)

Grand Total

Contests and Options	MVW Total	Machine Total	Difference	MVW Total	Machine Total	Difference	MVW Total	Machine Total	Difference
Presidential Electors									
Hillary Clinton / Tim Kaine	17	17	0	3	3	0	20	20	0
Donald J. Trump / Michael R. Pence	3	3	0	7	7	0	10	10	0
Darrell L. Castle / Scott N. Bradley	0	0	0	1	1	0	1	1	0
Gary Johnson / Bill Weld	0	0	0	2	2	0	2	2	0
Jill Stein / Ajamu Baraka	1	1	0	1	1	0	2	2	0
Frank Atwood / Blake Huber	0	0	0	1	1	0	1	1	0
"Rocky" Roque De La Fuente / Michael Steinberg	0	0	0	0	0	0	0	0	0
James Hedges / Bill Bayes	0	0	0	0	0	0	0	0	0
Tom Hoefling / Steve Schulin	0	0	0	0	0	0	0	0	0
Chris Keniston / Deacon Taylor	0	0	0	1	1	0	1	1	0
Alyson Kennedy / Osborne Hart	2	2	0	0	0	0	2	2	0
Kyle Kenley Kopitke / Nathan R. Sorenson	0	0	0	2	2	0	2	2	0
Laurence Kotlikoff / Edward Leamer	0	0	0	0	0	0	0	0	0
Gloria Estela La Riva / Dennis J. Banks	0	0	0	0	0	0	0	0	0
Bradford Lyttle / Hannah Walsh	0	0	0	0	0	0	0	0	0
Joseph Allen Maldonado / Douglas K. Terranova	0	0	0	0	0	0	0	0	0
Michael A. Maturen / Juan Munoz	0	0	0	0	0	0	0	0	0
Evan McMullin / Nathan Johnson	0	0	0	1	1	0	1	1	0
Ryan Alan Scott / Bruce Kendall Barnard	0	0	0	0	0	0	0	0	0
Rod Silva / Richard C. Silva Nutrition	0	0	0	0	0	0	0	0	0
Mike Smith / Daniel White	0	0	0	0	0	0	0	0	0
Emidio Soltysik / Angela Nicole Walker	0	0	0	1	1	0	1	1	0
Bruce Lohmiller / J.R. Smith - Green (W)	1	1	0	0	0	0	1	1	0
Thomas J. Nieman / Bernie Jackson (W)	0	0	0	0	0	0	0	0	0
Corey Sterner / Jeff Ryan (W)	0	0	0	1	1	0	1	1	0
David Perry / Eric "Rick" Seiley (W)	0	0	0	1	1	0	1	1	0
Brian Anthony Perry / Michael Byron Nelson (W)	0	0	0	0	0	0	0	0	0
Cherunda Fox / Roger Kushner (W)	0	0	0	1	1	0	1	1	0
Overvote	0	0	0	0	0	0	0	0	0
Undervotes	1	1	0	2	2	0	3	3	0
United States Senator									
Michael Bennet	17	17	0	8	8	0	25	25	0
Darryl Glenn	3	3	0	4	4	0	7	7	0
Lily Tang Williams	0	0	0	2	2	0	2	2	0
Arn Menconi	3	3	0	4	4	0	7	7	0
Bill Hammons	0	0	0	0	0	0	0	0	0
Dan Chapin	0	0	0	3	3	0	3	3	0
Paul Noel Fiorino	0	0	0	2	2	0	2	2	0
Don Willoughby (W)	1	1	0	2	2	0	3	3	0
Overvote	0	0	0	0	0	0	0	0	0
Undervotes	1	1	0	0	0	0	1	1	0
Representative Congressional District 2									
Jared Polis	16	16	0	7	7	0	23	23	0
Nicholas Morse	2	2	0	7	7	0	9	9	0
Richard Longstreth	2	2	0	5	5	0	7	7	0
Overvote	0	0	0	0	0	0	0	0	0
Undervotes	0	0	0	1	1	0	1	1	0
Representative Congressional District 4									
Bob Seay	3	3	0	2	2	0	5	5	0
Ken Buck	1	1	0	1	1	0	2	2	0
Bruce Griffith	0	0	0	1	1	0	1	1	0
Donald Howbert (W)	0	0	0	1	1	0	1	1	0
Overvote	0	0	0	0	0	0	0	0	0
Undervotes	1	1	0	0	0	0	1	1	0
CU Regent - At Large									
Alice Madden	19	19	0	12	12	0	31	31	0
Heidi Ganahl	4	4	0	10	10	0	14	14	0
Overvote	0	0	0	0	0	0	0	0	0
Undervotes	2	2	0	3	3	0	5	5	0
CU Regent - CD 4									
Suzanne M. Sharkey	1	1	0	3	3	0	4	4	0
Bob Owens	3	3	0	2	2	0	5	5	0
Overvote	0	0	0	0	0	0	0	0	0
Undervotes	1	1	0	0	0	0	1	1	0

2016 General Election Logic and Accuracy Test:
Cumulative Results Comparison

All DRE Ballots
October 11, 2016

AM
C.J.

Contests and Options	MVW Total	Machine Total	Difference	MVW Total	Machine Total	Difference	MVW Total	Machine Total	Difference
State Senator - District 17									
Matt Jones	5	5	0	5	5	0	10	10	0
Overvote	0	0	0	0	0	0	0	0	0
Undervotes	3	3	0	3	3	0	6	6	0
State Senator - District 18									
Stephen Fenberg	12	12	0	2	2	0	14	14	0
M. Peter Spraitz	1	1	0	10	10	0	11	11	0
Overvote	0	0	0	0	0	0	0	0	0
Undervotes	1	1	0	4	4	0	5	5	0
State Representative - District 10									
Edie Hooton	3	3	0	1	1	0	4	4	0
Overvote	0	0	0	0	0	0	0	0	0
Undervotes	0	0	0	3	3	0	3	3	0
State Representative - District 11									
Jonathan Singer	6	6	0	3	3	0	9	9	0
Corey Piper	1	1	0	4	4	0	5	5	0
Overvote	0	0	0	0	0	0	0	0	0
Undervotes	0	0	0	1	1	0	1	1	0
State Representative - District 12									
Bob Dillon	0	0	0	7	7	0	7	7	0
Mike Foote	5	5	0	1	1	0	6	6	0
Overvote	0	0	0	0	0	0	0	0	0
Undervotes	1	1	0	0	0	0	1	1	0
State Representative - District 13									
KC Becker	4	4	0	1	1	0	5	5	0
Overvote	0	0	0	0	0	0	0	0	0
Undervotes	2	2	0	2	2	0	4	4	0
State Representative - District 33									
Karen Nelson	1	1	0	1	1	0	2	2	0
Matt Gray	2	2	0	0	0	0	2	2	0
Kim Tavendale	0	0	0	0	0	0	0	0	0
Overvote	0	0	0	0	0	0	0	0	0
Undervotes	0	0	0	1	1	0	1	1	0
District Attorney - 20th Judicial District									
Stan Garnett	20	20	0	15	15	0	35	35	0
Overvote	0	0	0	0	0	0	0	0	0
Undervotes	5	5	0	10	10	0	15	15	0
RTD Director - District 1									
Véronique Marie Bellamy	0	0	0	4	4	0	4	4	0
Lee Kemp	1	1	0	5	5	0	6	6	0
Judy Lubow	4	4	0	0	0	0	4	4	0
Overvote	0	0	0	0	0	0	0	0	0
Undervotes	1	1	0	0	0	0	1	1	0
County Commissioner - District 1									
Kevin Sipple	2	2	0	16	16	0	18	18	0
Elise Jones	21	21	0	6	6	0	27	27	0
Overvote	0	0	0	0	0	0	0	0	0
Undervotes	2	2	0	3	3	0	5	5	0
County Commissioner - District 2									
Deb Gardner	20	20	0	8	8	0	28	28	0
Paul Danish	4	4	0	15	15	0	19	19	0
Overvote	0	0	0	0	0	0	0	0	0
Undervotes	1	1	0	2	2	0	3	3	0
Town of Superior - Trustee (Vote for 3)									
Kevin C. Ryan	1	1	0	0	0	0	1	1	0
Jason Reese	0	0	0	0	0	0	0	0	0
Sandie Hammerly	1	1	0	0	0	0	1	1	0
Narayan Shrestha	0	0	0	0	0	0	0	0	0
Mark Lacis	0	0	0	0	0	0	0	0	0
Patricia E. Dunham	0	0	0	0	0	0	0	0	0
Gladys M. Forshee	0	0	0	0	0	0	0	0	0
Anthony Stewart	0	0	0	0	0	0	0	0	0
Jerry Malia	0	0	0	0	0	0	0	0	0
Overvote	0	0	0	0	0	0	0	0	0
Undervotes	1	1	0	3	3	0	4	4	0

2016 General Election Logic and Accuracy Test:
Cumulative Results Comparison

All DRE Ballots
October 11, 2016

PKR
CA

Contests and Options	MVW Total	Machine Total	Difference	MVW Total	Machine Total	Difference	MVW Total	Machine Total	Difference
Colo. Supreme Court Justice - William Hood									
YES	13	13	0	10	10	0	23	23	0
NO	3	3	0	11	11	0	14	14	0
Overvote	0	0	0	0	0	0	0	0	0
Undervotes	9	9	0	4	4	0	13	13	0
Colo. Appeals Judge - Karen M. Ashby									
YES	16	16	0	15	15	0	31	31	0
NO	2	2	0	7	7	0	9	9	0
Overvote	0	0	0	0	0	0	0	0	0
Undervotes	7	7	0	3	3	0	10	10	0
Colo. Appeals Judge - Michael H. Berger									
YES	11	11	0	11	11	0	22	22	0
NO	1	1	0	9	9	0	10	10	0
Overvote	0	0	0	0	0	0	0	0	0
Undervotes	13	13	0	5	5	0	18	18	0
Colo. Appeals Judge - Steven L. Bernard									
YES	8	8	0	9	9	0	17	17	0
NO	5	5	0	13	13	0	18	18	0
Overvote	0	0	0	0	0	0	0	0	0
Undervotes	12	12	0	3	3	0	15	15	0
Colo. Appeals Judge - Stephanie E. Dunn									
YES	17	17	0	8	8	0	25	25	0
NO	1	1	0	12	12	0	13	13	0
Overvote	0	0	0	0	0	0	0	0	0
Undervotes	7	7	0	5	5	0	12	12	0
Colo. Appeals Judge - David Furman									
YES	9	9	0	7	7	0	16	16	0
NO	4	4	0	15	15	0	19	19	0
Overvote	0	0	0	0	0	0	0	0	0
Undervotes	12	12	0	3	3	0	15	15	0
Colo. Appeals Judge - Robert D. Hawthorne									
YES	11	11	0	9	9	0	20	20	0
NO	1	1	0	11	11	0	12	12	0
Overvote	0	0	0	0	0	0	0	0	0
Undervotes	13	13	0	5	5	0	18	18	0
Colo. Appeals Judge - Jerry N. Jones									
YES	9	9	0	9	9	0	18	18	0
NO	3	3	0	10	10	0	13	13	0
Overvote	0	0	0	0	0	0	0	0	0
Undervotes	13	13	0	6	6	0	19	19	0
Colo. Appeals Judge - Anthony J. Navarro									
YES	16	16	0	12	12	0	28	28	0
NO	2	2	0	8	8	0	10	10	0
Overvote	0	0	0	0	0	0	0	0	0
Undervotes	7	7	0	5	5	0	12	12	0
Colo. Appeals Judge - Gilbert M. Román									
YES	12	12	0	9	9	0	21	21	0
NO	3	3	0	11	11	0	14	14	0
Overvote	0	0	0	0	0	0	0	0	0
Undervotes	10	10	0	5	5	0	15	15	0
Colo. Appeals Judge - Diana Terry									
YES	17	17	0	13	13	0	30	30	0
NO	1	1	0	8	8	0	9	9	0
Overvote	0	0	0	0	0	0	0	0	0
Undervotes	7	7	0	4	4	0	11	11	0
Judge - 20th District - Andrew Hartman									
YES	19	19	0	11	11	0	30	30	0
NO	3	3	0	10	10	0	13	13	0
Overvote	0	0	0	0	0	0	0	0	0
Undervotes	3	3	0	4	4	0	7	7	0
Judge - 20th District - Bruce Langer									
YES	13	13	0	14	14	0	27	27	0
NO	2	2	0	6	6	0	8	8	0
Overvote	0	0	0	0	0	0	0	0	0
Undervotes	10	10	0	5	5	0	15	15	0

2016 General Election Logic and Accuracy Test:
Cumulative Results Comparison

All DRE Ballots
October 11, 2016

PM
CJ

Contests and Options	MVW Total	Machine Total	Difference	MVW Total	Machine Total	Difference	MVW Total	Machine Total	Difference
Amendment T (CONSTITUTIONAL)									
YES/FOR	20	20	0	11	11	0	31	31	0
NO/AGAINST	5	5	0	11	11	0	16	16	0
Overvote	0	0	0	0	0	0	0	0	0
Undervotes	0	0	0	3	3	0	3	3	0
Amendment U (CONSTITUTIONAL)									
YES/FOR	20	20	0	14	14	0	34	34	0
NO/AGAINST	5	5	0	8	8	0	13	13	0
Overvote	0	0	0	0	0	0	0	0	0
Undervotes	0	0	0	3	3	0	3	3	0
Amendment 69 (CONSTITUTIONAL)									
YES/FOR	21	21	0	8	8	0	29	29	0
NO/AGAINST	4	4	0	16	16	0	20	20	0
Overvote	0	0	0	0	0	0	0	0	0
Undervotes	0	0	0	1	1	0	1	1	0
Amendment 70 (CONSTITUTIONAL)									
YES/FOR	19	19	0	14	14	0	33	33	0
NO/AGAINST	6	6	0	10	10	0	16	16	0
Overvote	0	0	0	0	0	0	0	0	0
Undervotes	0	0	0	1	1	0	1	1	0
Amendment 71 (CONSTITUTIONAL)									
YES/FOR	20	20	0	15	15	0	35	35	0
NO/AGAINST	5	5	0	9	9	0	14	14	0
Overvote	0	0	0	0	0	0	0	0	0
Undervotes	0	0	0	1	1	0	1	1	0
Amendment 72 (CONSTITUTIONAL)									
YES/FOR	9	9	0	12	12	0	21	21	0
NO/AGAINST	16	16	0	11	11	0	27	27	0
Overvote	0	0	0	0	0	0	0	0	0
Undervotes	0	0	0	2	2	0	2	2	0
Proposition 106 (STATUTORY)									
YES/FOR	22	22	0	11	11	0	33	33	0
NO/AGAINST	3	3	0	12	12	0	15	15	0
Overvote	0	0	0	0	0	0	0	0	0
Undervotes	0	0	0	2	2	0	2	2	0
Proposition 107 (STATUTORY)									
YES/FOR	6	6	0	11	11	0	17	17	0
NO/AGAINST	19	19	0	12	12	0	31	31	0
Overvote	0	0	0	0	0	0	0	0	0
Undervotes	0	0	0	2	2	0	2	2	0
Proposition 108 (STATUTORY)									
YES/FOR	10	10	0	12	12	0	22	22	0
NO/AGAINST	15	15	0	12	12	0	27	27	0
Overvote	0	0	0	0	0	0	0	0	0
Undervotes	0	0	0	1	1	0	1	1	0
COUNTY ISSUE 1A									
YES/FOR	19	19	0	13	13	0	32	32	0
NO/AGAINST	6	6	0	9	9	0	15	15	0
Overvote	0	0	0	0	0	0	0	0	0
Undervotes	0	0	0	3	3	0	3	3	0
COUNTY ISSUE 1B									
YES/FOR	18	18	0	8	8	0	26	26	0
NO/AGAINST	5	5	0	16	16	0	21	21	0
Overvote	0	0	0	0	0	0	0	0	0
Undervotes	2	2	0	1	1	0	3	3	0
COUNTY ISSUE 1C									
YES/FOR	17	17	0	17	17	0	34	34	0
NO/AGAINST	5	5	0	7	7	0	12	12	0
Overvote	0	0	0	0	0	0	0	0	0
Undervotes	3	3	0	1	1	0	4	4	0
COUNTY ISSUE 1D									
YES/FOR	21	21	0	8	8	0	29	29	0
NO/AGAINST	3	3	0	14	14	0	17	17	0
Overvote	0	0	0	0	0	0	0	0	0
Undervotes	1	1	0	3	3	0	4	4	0

2016 General Election Logic and Accuracy Test:
Cumulative Results Comparison

All DRE Ballots
October 11, 2016

PKP
C.J.

Contests and Options	MVW Total	Machine Total	Difference	MVW Total	Machine Total	Difference	MVW Total	Machine Total	Difference
CITY OF BOULDER BALLOT ISSUE 2H									
FOR THE MEASURE	1	1	0	0	0	0	1	1	0
AGAINST THE MEASURE	0	0	0	3	3	0	3	3	0
Overvote	0	0	0	0	0	0	0	0	0
Undervotes	1	1	0	0	0	0	1	1	0
City of Boulder Ballot Question 2I									
FOR THE MEASURE	2	2	0	1	1	0	3	3	0
AGAINST THE MEASURE	0	0	0	2	2	0	2	2	0
Overvote	0	0	0	0	0	0	0	0	0
Undervotes	0	0	0	0	0	0	0	0	0
City of Boulder Ballot Question 2J									
FOR THE MEASURE	2	2	0	0	0	0	2	2	0
AGAINST THE MEASURE	0	0	0	3	3	0	3	3	0
Overvote	0	0	0	0	0	0	0	0	0
Undervotes	0	0	0	0	0	0	0	0	0
City of Boulder Ballot Question 302									
FOR THE MEASURE	1	1	0	3	3	0	4	4	0
AGAINST THE MEASURE	1	1	0	0	0	0	1	1	0
Overvote	0	0	0	0	0	0	0	0	0
Undervotes	0	0	0	0	0	0	0	0	0
CITY OF LAFAYETTE BALLOT ISSUE NO. 2C									
YES/FOR	1	1	0	0	0	0	1	1	0
NO/AGAINST	0	0	0	1	1	0	1	1	0
Overvote	0	0	0	0	0	0	0	0	0
Undervotes	0	0	0	0	0	0	0	0	0
CITY OF LAFAYETTE BALLOT ISSUE NO. 2D									
YES/FOR	0	0	0	0	0	0	0	0	0
NO/AGAINST	1	1	0	1	1	0	2	2	0
Overvote	0	0	0	0	0	0	0	0	0
Undervotes	0	0	0	0	0	0	0	0	0
City Of Lafayette Ballot Question No. 2E									
YES/FOR	0	0	0	0	0	0	0	0	0
NO/AGAINST	1	1	0	1	1	0	2	2	0
Overvote	0	0	0	0	0	0	0	0	0
Undervotes	0	0	0	0	0	0	0	0	0
City Of Lafayette Ballot Question No. 2F									
YES/FOR	1	1	0	0	0	0	1	1	0
NO/AGAINST	0	0	0	1	1	0	1	1	0
Overvote	0	0	0	0	0	0	0	0	0
Undervotes	0	0	0	0	0	0	0	0	0
CITY OF LOUISVILLE BALLOT ISSUE 2A									
YES/FOR	1	1	0	0	0	0	1	1	0
NO/AGAINST	0	0	0	1	1	0	1	1	0
Overvote	0	0	0	0	0	0	0	0	0
Undervotes	0	0	0	0	0	0	0	0	0
CITY OF LOUISVILLE BALLOT ISSUE 2B									
YES/FOR	1	1	0	0	0	0	1	1	0
NO/AGAINST	0	0	0	1	1	0	1	1	0
Overvote	0	0	0	0	0	0	0	0	0
Undervotes	0	0	0	0	0	0	0	0	0
Town of Superior Ballot Question 2G									
YES/FOR	1	1	0	0	0	0	1	1	0
NO/AGAINST	0	0	0	0	0	0	0	0	0
Overvote	0	0	0	0	0	0	0	0	0
Undervotes	0	0	0	1	1	0	1	1	0
BOULDER VALLEY SCHOOL DIST. ISSUE 3A:									
YES/FOR	11	11	0	3	3	0	14	14	0
NO/AGAINST	2	2	0	9	9	0	11	11	0
Overvote	0	0	0	0	0	0	0	0	0
Undervotes	1	1	0	0	0	0	1	1	0
ST. VRAIN VALLEY SCHOOLS ISSUE 3A									
YES/FOR	7	7	0	5	5	0	12	12	0
NO/AGAINST	1	1	0	4	4	0	5	5	0
Overvote	0	0	0	0	0	0	0	0	0
Undervotes	1	1	0	1	1	0	2	2	0

2016 General Election Logic and Accuracy Test:
Cumulative Results Comparison

All DRE Ballots
October 11, 2016

RKK
C.J.

Contests and Options	MVW Total	Machine Total	Difference	MVW Total	Machine Total	Difference	MVW Total	Machine Total	Difference
THOMPSON SCHOOL DIST. ISSUE 3D									
YES/FOR	0	0	0	0	0	0	0	0	0
NO/AGAINST	0	0	0	2	2	0	2	2	0
Overvote	0	0	0	0	0	0	0	0	0
Undervotes	1	1	0	0	0	0	1	1	0
THOMPSON SCHOOL DIST. ISSUE 3E									
YES/FOR	0	0	0	2	2	0	2	2	0
NO/AGAINST	0	0	0	0	0	0	0	0	0
Overvote	0	0	0	0	0	0	0	0	0
Undervotes	1	1	0	0	0	0	1	1	0
ST. VRAIN & LEFT HAND WATER ISSUE 4A:									
YES/FOR	3	3	0	7	7	0	10	10	0
NO/AGAINST	3	3	0	2	2	0	5	5	0
Overvote	0	0	0	0	0	0	0	0	0
Undervotes	4	4	0	0	0	0	4	4	0
SCFD ISSUE 4B									
YES/FOR	15	15	0	16	16	0	31	31	0
NO/AGAINST	6	6	0	8	8	0	14	14	0
Overvote	0	0	0	0	0	0	0	0	0
Undervotes	4	4	0	1	1	0	5	5	0
KNOLLWOOD ISSUE 5A									
YES/FOR	0	0	0	0	0	0	0	0	0
NO/AGAINST	0	0	0	1	1	0	1	1	0
Overvote	0	0	0	0	0	0	0	0	0
Undervotes	1	1	0	0	0	0	1	1	0

2016 General LAT Optimal Settings Test

Cumulative Report — Official

Boulder County, Colorado — 2016 Boulder County General Election — November 08, 2016

Page 1 of 22

10/19/2016 12:02 PM

Total Number of Voters : 2,906 of 0 = 0.00%

Precincts Reporting 0 of 234 = 0.00%

Party	Candidate	Absentee		Early		Election		Total		
Presidential Electors, Vote For 1										
DEM	Hillary Clinton / Tim Kaine	59	2.12%	0	0.00%	0	0.00%	59	2.12%	
REP	Donald J. Trump / Michael R. Pence	88	3.17%	0	0.00%	0	0.00%	88	3.17%	
ACN	Darrell L. Castle / Scott N. Bradley	118	4.25%	0	0.00%	0	0.00%	118	4.25%	
LBR	Gary Johnson / Bill Weld	158	5.69%	0	0.00%	0	0.00%	158	5.69%	
GRN	Jill Stein / Ajamu Baraka	41	1.48%	0	0.00%	0	0.00%	41	1.48%	
	Frank Atwood / Blake Huber Approval Voting	79	2.84%	0	0.00%	0	0.00%	79	2.84%	
	"Rocky" Roque De La Fuente / Michael Steinberg American Delta	117	4.21%	0	0.00%	0	0.00%	117	4.21%	
	James Hedges / Bill Bayes Prohibition	156	5.62%	0	0.00%	0	0.00%	156	5.62%	
	Tom Hoeffling / Steve Schulin America's	39	1.40%	0	0.00%	0	0.00%	39	1.40%	
	Chris Keniston / Deacon Taylor Veterans of America	79	2.84%	0	0.00%	0	0.00%	79	2.84%	
	Alyson Kennedy / Osborne Hart Socialist Workers	119	4.29%	0	0.00%	0	0.00%	119	4.29%	
	Kyle Kenley Kopitke / Nathan R. Sorenson Independent American	158	5.69%	0	0.00%	0	0.00%	158	5.69%	
	Laurence Kotlikoff / Edward Leamer Kotlikoff for President	39	1.40%	0	0.00%	0	0.00%	39	1.40%	
	Gloria Estela La Riva / Dennis J. Banks Socialism and Liberation	78	2.81%	0	0.00%	0	0.00%	78	2.81%	
	Bradford Lyttle / Hannah Walsh Nonviolent Resistance/Pacifist	117	4.21%	0	0.00%	0	0.00%	117	4.21%	
	Joseph Allen Maldonado / Douglas K. Terranova Independent People	156	5.62%	0	0.00%	0	0.00%	156	5.62%	
	Michael A. Maturen / Juan Munoz American Solidarity	39	1.40%	0	0.00%	0	0.00%	39	1.40%	
	UAF	Evan McMullin / Nathan Johnson	79	2.84%	0	0.00%	0	0.00%	79	2.84%
	UAF	Ryan Alan Scott / Bruce Kendall Barnard	117	4.21%	0	0.00%	0	0.00%	117	4.21%
		Rod Silva / Richard C. Silva Nutrition	156	5.62%	0	0.00%	0	0.00%	156	5.62%
	UAF	Mike Smith / Daniel White	39	1.40%	0	0.00%	0	0.00%	39	1.40%
		Emidio Soltysik / Angela Nicole Walker Socialist USA	79	2.84%	0	0.00%	0	0.00%	79	2.84%
		Unresolved Write-Ins	0	0.00%	0	0.00%	0	0.00%	0	0.00%
		Rejected Write-Ins	667	24.02%	0	0.00%	0	0.00%	667	24.02%
Cast Votes:		2,777	96.06%	0	0.00%	0	0.00%	2,777	96.06%	
Over Votes:		41	1.42%	0	0.00%	0	0.00%	41	1.42%	
Under Votes:		73	2.53%	0	0.00%	0	0.00%	73	2.53%	

Precincts			Voters		
Counted	Total	Percent	Ballots	Registered	Percent
0	233	0.00%	2,891	0	0.00%

X *Handwritten Signature* 10-19-2016
X Patricia R. Teeser 10-19-2016

2016 General LAT Optimal Settings Test

Cumulative Report — Official

Boulder County, Colorado — 2016 Boulder County General Election — November 08, 2016

Page 2 of 22

10/19/2016 12:02 PM

Total Number of Voters : 2,906 of 0 = 0.00%

Precincts Reporting 0 of 234 = 0.00%

Party	Candidate	Absentee	Early	Election	Total
-------	-----------	----------	-------	----------	-------

United States Senator, Vote For 1

DEM	Michael Bennet	64	7.72%	0	0.00%	0	0.00%	64	7.72%
REP	Darryl Glenn	85	10.25%	0	0.00%	0	0.00%	85	10.25%
LBR	Lily Tang Williams	119	14.35%	0	0.00%	0	0.00%	119	14.35%
GRN	Arn Menconi	163	19.66%	0	0.00%	0	0.00%	163	19.66%
UNI	Bill Hammons	39	4.70%	0	0.00%	0	0.00%	39	4.70%
UAF	Dan Chapin	81	9.77%	0	0.00%	0	0.00%	81	9.77%
UAF	Paul Noel Fiorino	119	14.35%	0	0.00%	0	0.00%	119	14.35%
	Unresolved Write-Ins	0	0.00%	0	0.00%	0	0.00%	0	0.00%
	Rejected Write-Ins	159	19.18%	0	0.00%	0	0.00%	159	19.18%
Cast Votes:		829	28.68%	0	0.00%	0	0.00%	829	28.68%
Over Votes:		39	1.35%	0	0.00%	0	0.00%	39	1.35%
Under Votes:		2,023	69.98%	0	0.00%	0	0.00%	2,023	69.98%

Precincts			Voters		
Counted	Total	Percent	Ballots	Registered	Percent
0	233	0.00%	2,891	0	0.00%

Representative to the 115th United States Congress - District 2, Vote For 1

DEM	Jared Polis	56	23.63%	0	0.00%	0	0.00%	56	23.63%
REP	Nicholas Morse	75	31.65%	0	0.00%	0	0.00%	75	31.65%
LBR	Richard Longstreth	106	44.73%	0	0.00%	0	0.00%	106	44.73%
Cast Votes:		237	9.68%	0	0.00%	0	0.00%	237	9.68%
Over Votes:		33	1.35%	0	0.00%	0	0.00%	33	1.35%
Under Votes:		2,179	88.98%	0	0.00%	0	0.00%	2,179	88.98%

Precincts			Voters		
Counted	Total	Percent	Ballots	Registered	Percent
0	175	0.00%	2,449	0	0.00%

2016 General LAT Optimal Settings Test

Cumulative Report — Official

Boulder County, Colorado — 2016 Boulder County General Election — November 08, 2016

Page 3 of 22

10/19/2016 12:02 PM

Total Number of Voters : 2,906 of 0 = 0.00%

Precincts Reporting 0 of 234 = 0.00%

Party	Candidate	Absentee	Early	Election	Total
-------	-----------	----------	-------	----------	-------

Representative to the 115th United States Congress - District 4, Vote For 1

DEM	Bob Seay	11	15.94%	0	0.00%	0	0.00%	11	15.94%
REP	Ken Buck	14	20.29%	0	0.00%	0	0.00%	14	20.29%
LBR	Bruce Griffith	19	27.54%	0	0.00%	0	0.00%	19	27.54%
	Unresolved Write-Ins	0	0.00%	0	0.00%	0	0.00%	0	0.00%
	Rejected Write-Ins	25	36.23%	0	0.00%	0	0.00%	25	36.23%
Cast Votes:		69	15.61%	0	0.00%	0	0.00%	69	15.61%
Over Votes:		6	1.36%	0	0.00%	0	0.00%	6	1.36%
Under Votes:		367	83.03%	0	0.00%	0	0.00%	367	83.03%

Precincts			Voters		
Counted	Total	Percent	Ballots	Registered	Percent
0	58	0.00%	442	0	0.00%

Regent of the University of Colorado - At Large, Vote For 1

DEM	Alice Madden	70	43.21%	0	0.00%	0	0.00%	70	43.21%
REP	Heidi Ganahl	92	56.79%	0	0.00%	0	0.00%	92	56.79%
Cast Votes:		162	5.60%	0	0.00%	0	0.00%	162	5.60%
Over Votes:		39	1.35%	0	0.00%	0	0.00%	39	1.35%
Under Votes:		2,690	93.05%	0	0.00%	0	0.00%	2,690	93.05%

Precincts			Voters		
Counted	Total	Percent	Ballots	Registered	Percent
0	233	0.00%	2,891	0	0.00%

Regent of the University of Colorado - Congressional District 4, Vote For 1

REP	Suzanne M. Sharkey	10	37.04%	0	0.00%	0	0.00%	10	37.04%
DEM	Bob Owens	17	62.96%	0	0.00%	0	0.00%	17	62.96%
Cast Votes:		27	6.11%	0	0.00%	0	0.00%	27	6.11%
Over Votes:		6	1.36%	0	0.00%	0	0.00%	6	1.36%
Under Votes:		409	92.53%	0	0.00%	0	0.00%	409	92.53%

Precincts			Voters		
Counted	Total	Percent	Ballots	Registered	Percent
0	58	0.00%	442	0	0.00%

2016 General LAT Optimal Settings Test
Cumulative Report — Official
Boulder County, Colorado — 2016 Boulder County General Election — November 08, 2016

Page 4 of 22

10/19/2016 12:02 PM

Total Number of Voters : 2,906 of 0 = 0.00%

Precincts Reporting 0 of 234 = 0.00%

Party	Candidate	Absentee	Early	Election	Total
-------	-----------	----------	-------	----------	-------

State Senator - District 17, Vote For 1

DEM	Matt Jones	22	100.00%	0	0.00%	0	0.00%	22	100.00%
Cast Votes:		22	2.72%	0	0.00%	0	0.00%	22	2.72%
Over Votes:		0	0.00%	0	0.00%	0	0.00%	0	0.00%
Under Votes:		786	97.28%	0	0.00%	0	0.00%	786	97.28%

Precincts			Voters		
Counted	Total	Percent	Ballots	Registered	Percent
0	94	0.00%	808	0	0.00%

State Senator - District 18, Vote For 1

DEM	Stephen Fenberg	39	39.00%	0	0.00%	0	0.00%	39	39.00%
REP	M. Peter Spraitz	61	61.00%	0	0.00%	0	0.00%	61	61.00%
Cast Votes:		100	5.37%	0	0.00%	0	0.00%	100	5.37%
Over Votes:		26	1.40%	0	0.00%	0	0.00%	26	1.40%
Under Votes:		1,737	93.24%	0	0.00%	0	0.00%	1,737	93.24%

Precincts			Voters		
Counted	Total	Percent	Ballots	Registered	Percent
0	128	0.00%	1,863	0	0.00%

State Representative - District 10, Vote For 1

DEM	Edie Hooton	9	100.00%	0	0.00%	0	0.00%	9	100.00%
Cast Votes:		9	2.25%	0	0.00%	0	0.00%	9	2.25%
Over Votes:		0	0.00%	0	0.00%	0	0.00%	0	0.00%
Under Votes:		391	97.75%	0	0.00%	0	0.00%	391	97.75%

Precincts			Voters		
Counted	Total	Percent	Ballots	Registered	Percent
0	59	0.00%	400	0	0.00%

2016 General LAT Optimal Settings Test

Cumulative Report — Official

Boulder County, Colorado — 2016 Boulder County General Election — November 08, 2016

Page 5 of 22

10/19/2016 12:02 PM

Total Number of Voters : 2,906 of 0 = 0.00%

Precincts Reporting 0 of 234 = 0.00%

Party	Candidate	Absentee	Early	Election	Total
-------	-----------	----------	-------	----------	-------

State Representative - District 11, Vote For 1

DEM	Jonathan Singer	21	42.00%	0	0.00%	0	0.00%	21	42.00%
REP	Corey Piper	29	58.00%	0	0.00%	0	0.00%	29	58.00%

Cast Votes: 50 5.69% 0 0.00% 0 0.00% 50 5.69%

Over Votes: 12 1.37% 0 0.00% 0 0.00% 12 1.37%

Under Votes: 817 92.95% 0 0.00% 0 0.00% 817 92.95%

Precincts			Voters		
Counted	Total	Percent	Ballots	Registered	Percent
0	57	0.00%	879	0	0.00%

State Representative - District 12, Vote For 1

REP	Bob Dillon	18	39.13%	0	0.00%	0	0.00%	18	39.13%
DEM	Mike Foote	28	60.87%	0	0.00%	0	0.00%	28	60.87%

Cast Votes: 46 5.71% 0 0.00% 0 0.00% 46 5.71%

Over Votes: 11 1.36% 0 0.00% 0 0.00% 11 1.36%

Under Votes: 749 92.93% 0 0.00% 0 0.00% 749 92.93%

Precincts			Voters		
Counted	Total	Percent	Ballots	Registered	Percent
0	55	0.00%	806	0	0.00%

State Representative - District 13, Vote For 1

DEM	KC Becker	12	100.00%	0	0.00%	0	0.00%	12	100.00%
-----	-----------	----	---------	---	-------	---	-------	----	---------

Cast Votes: 12 2.34% 0 0.00% 0 0.00% 12 2.34%

Over Votes: 0 0.00% 0 0.00% 0 0.00% 0 0.00%

Under Votes: 501 97.66% 0 0.00% 0 0.00% 501 97.66%

Precincts			Voters		
Counted	Total	Percent	Ballots	Registered	Percent
0	48	0.00%	513	0	0.00%

2016 General LAT Optimal Settings Test
Cumulative Report — Official
Boulder County, Colorado — 2016 Boulder County General Election — November 08, 2016

Page 6 of 22

10/19/2016 12:02 PM

Total Number of Voters : 2,906 of 0 = 0.00%

Precincts Reporting 0 of 234 = 0.00%

Party	Candidate	Absentee	Early	Election	Total
-------	-----------	----------	-------	----------	-------

State Representative - District 33, Vote For 1

REP	Karen Nelson	6	21.43%	0	0.00%	0	0.00%	6	21.43%
DEM	Matt Gray	10	35.71%	0	0.00%	0	0.00%	10	35.71%
LBR	Kim Tavendale	12	42.86%	0	0.00%	0	0.00%	12	42.86%

Cast Votes:	28	9.56%	0	0.00%	0	0.00%	28	9.56%
Over Votes:	4	1.37%	0	0.00%	0	0.00%	4	1.37%
Under Votes:	261	89.08%	0	0.00%	0	0.00%	261	89.08%

Precincts			Voters		
Counted	Total	Percent	Ballots	Registered	Percent
0	14	0.00%	293	0	0.00%

District Attorney - 20th Judicial District, Vote For 1

DEM	Stan Garnett	76	100.00%	0	0.00%	0	0.00%	76	100.00%
-----	--------------	----	---------	---	-------	---	-------	----	---------

Cast Votes:	76	2.63%	0	0.00%	0	0.00%	76	2.63%
Over Votes:	0	0.00%	0	0.00%	0	0.00%	0	0.00%
Under Votes:	2,815	97.37%	0	0.00%	0	0.00%	2,815	97.37%

Precincts			Voters		
Counted	Total	Percent	Ballots	Registered	Percent
0	233	0.00%	2,891	0	0.00%

Regional Transportation District Director - District I, Vote For 1

	Véronique Marie Bellamy	16	18.60%	0	0.00%	0	0.00%	16	18.60%
	Lee Kemp	30	34.88%	0	0.00%	0	0.00%	30	34.88%
	Judy Lubow	40	46.51%	0	0.00%	0	0.00%	40	46.51%

Cast Votes:	86	9.78%	0	0.00%	0	0.00%	86	9.78%
Over Votes:	12	1.37%	0	0.00%	0	0.00%	12	1.37%
Under Votes:	781	88.85%	0	0.00%	0	0.00%	781	88.85%

Precincts			Voters		
Counted	Total	Percent	Ballots	Registered	Percent
0	74	0.00%	879	0	0.00%

2016 General LAT Optimal Settings Test

Cumulative Report — Official

Boulder County, Colorado — 2016 Boulder County General Election — November 08, 2016

Page 7 of 22

10/19/2016 12:02 PM

Total Number of Voters : 2,906 of 0 = 0.00%

Precincts Reporting 0 of 234 = 0.00%

Party	Candidate	Absentee	Early	Election	Total
-------	-----------	----------	-------	----------	-------

County Commissioner - District 1, Vote For 1

REP	Kevin Sipple	57	35.19%	0	0.00%	0	0.00%	57	35.19%
DEM	Elise Jones	105	64.81%	0	0.00%	0	0.00%	105	64.81%

Cast Votes:	162	5.60%	0	0.00%	0	0.00%	162	5.60%
Over Votes:	40	1.38%	0	0.00%	0	0.00%	40	1.38%
Under Votes:	2,689	93.01%	0	0.00%	0	0.00%	2,689	93.01%

Precincts			Voters		
Counted	Total	Percent	Ballots	Registered	Percent
0	233	0.00%	2,891	0	0.00%

County Commissioner - District 2, Vote For 1

DEM	Deb Gardner	67	40.85%	0	0.00%	0	0.00%	67	40.85%
REP	Paul Danish	97	59.15%	0	0.00%	0	0.00%	97	59.15%

Cast Votes:	164	5.67%	0	0.00%	0	0.00%	164	5.67%
Over Votes:	39	1.35%	0	0.00%	0	0.00%	39	1.35%
Under Votes:	2,688	92.98%	0	0.00%	0	0.00%	2,688	92.98%

Precincts			Voters		
Counted	Total	Percent	Ballots	Registered	Percent
0	233	0.00%	2,891	0	0.00%

Town of Superior - Trustee (4 Year Term), Vote For 3

Kevin C. Ryan	2	10.00%	0	0.00%	0	0.00%	2	10.00%
Jason Reese	1	5.00%	0	0.00%	0	0.00%	1	5.00%
Sandie Hammerly	2	10.00%	0	0.00%	0	0.00%	2	10.00%
Narayan Shrestha	2	10.00%	0	0.00%	0	0.00%	2	10.00%
Mark Laci	2	10.00%	0	0.00%	0	0.00%	2	10.00%
Patricia E. Dunham	2	10.00%	0	0.00%	0	0.00%	2	10.00%
Gladys M. Forshee	3	15.00%	0	0.00%	0	0.00%	3	15.00%
Anthony Stewart	3	15.00%	0	0.00%	0	0.00%	3	15.00%
Jerry Malia	3	15.00%	0	0.00%	0	0.00%	3	15.00%

Cast Votes:	20	9.01%	0	0.00%	0	0.00%	20	9.01%
Over Votes:	2	2.70%	0	0.00%	0	0.00%	2	2.70%
Under Votes:	196	88.29%	0	0.00%	0	0.00%	196	88.29%

Precincts			Voters		
Counted	Total	Percent	Ballots	Registered	Percent
0	8	0.00%	74	0	0.00%

2016 General LAT Optimal Settings Test
Cumulative Report — Official
Boulder County, Colorado — 2016 Boulder County General Election — November 08, 2016

Page 8 of 22

10/19/2016 12:02 PM

Total Number of Voters : 2,906 of 0 = 0.00%

Precincts Reporting 0 of 234 = 0.00%

Party	Candidate	Absentee	Early	Election	Total
-------	-----------	----------	-------	----------	-------

Colorado Supreme Court Justice - William Hood, Vote For 1

YES	62	40.26%	0	0.00%	0	0.00%	62	40.26%
NO	92	59.74%	0	0.00%	0	0.00%	92	59.74%

Cast Votes:	154	5.33%	0	0.00%	0	0.00%	154	5.33%
--------------------	-----	-------	---	-------	---	-------	-----	-------

Over Votes:	39	1.35%	0	0.00%	0	0.00%	39	1.35%
--------------------	----	-------	---	-------	---	-------	----	-------

Under Votes:	2,698	93.32%	0	0.00%	0	0.00%	2,698	93.32%
---------------------	-------	--------	---	-------	---	-------	-------	--------

Precincts			Voters		
Counted	Total	Percent	Ballots	Registered	Percent
0	233	0.00%	2,891	0	0.00%

Colorado Court of Appeals Judge - Karen M. Ashby, Vote For 1

YES	70	44.59%	0	0.00%	0	0.00%	70	44.59%
NO	87	55.41%	0	0.00%	0	0.00%	87	55.41%

Cast Votes:	157	5.43%	0	0.00%	0	0.00%	157	5.43%
--------------------	-----	-------	---	-------	---	-------	-----	-------

Over Votes:	39	1.35%	0	0.00%	0	0.00%	39	1.35%
--------------------	----	-------	---	-------	---	-------	----	-------

Under Votes:	2,695	93.22%	0	0.00%	0	0.00%	2,695	93.22%
---------------------	-------	--------	---	-------	---	-------	-------	--------

Precincts			Voters		
Counted	Total	Percent	Ballots	Registered	Percent
0	233	0.00%	2,891	0	0.00%

Colorado Court of Appeals Judge - Michael H. Berger, Vote For 1

YES	61	40.94%	0	0.00%	0	0.00%	61	40.94%
NO	88	59.06%	0	0.00%	0	0.00%	88	59.06%

Cast Votes:	149	5.15%	0	0.00%	0	0.00%	149	5.15%
--------------------	-----	-------	---	-------	---	-------	-----	-------

Over Votes:	39	1.35%	0	0.00%	0	0.00%	39	1.35%
--------------------	----	-------	---	-------	---	-------	----	-------

Under Votes:	2,703	93.50%	0	0.00%	0	0.00%	2,703	93.50%
---------------------	-------	--------	---	-------	---	-------	-------	--------

Precincts			Voters		
Counted	Total	Percent	Ballots	Registered	Percent
0	233	0.00%	2,891	0	0.00%

2016 General LAT Optimal Settings Test

Cumulative Report — Official

Boulder County, Colorado — 2016 Boulder County General Election — November 08, 2016

Page 9 of 22

10/19/2016 12:02 PM

Total Number of Voters : 2,906 of 0 = 0.00%

Precincts Reporting 0 of 234 = 0.00%

Party	Candidate	Absentee	Early	Election	Total
-------	-----------	----------	-------	----------	-------

Colorado Court of Appeals Judge - Steven L. Bernard, Vote For 1

YES	56	36.84%	0	0.00%	0	0.00%	56	36.84%
NO	96	63.16%	0	0.00%	0	0.00%	96	63.16%

Cast Votes:	152	5.26%	0	0.00%	0	0.00%	152	5.26%
Over Votes:	39	1.35%	0	0.00%	0	0.00%	39	1.35%
Under Votes:	2,700	93.39%	0	0.00%	0	0.00%	2,700	93.39%

Precincts			Voters		
Counted	Total	Percent	Ballots	Registered	Percent
0	233	0.00%	2,891	0	0.00%

Colorado Court of Appeals Judge - Stephanie E. Dunn, Vote For 1

YES	64	41.29%	0	0.00%	0	0.00%	64	41.29%
NO	91	58.71%	0	0.00%	0	0.00%	91	58.71%

Cast Votes:	155	5.36%	0	0.00%	0	0.00%	155	5.36%
Over Votes:	39	1.35%	0	0.00%	0	0.00%	39	1.35%
Under Votes:	2,697	93.29%	0	0.00%	0	0.00%	2,697	93.29%

Precincts			Voters		
Counted	Total	Percent	Ballots	Registered	Percent
0	233	0.00%	2,891	0	0.00%

Colorado Court of Appeals Judge - David Furman, Vote For 1

YES	55	36.18%	0	0.00%	0	0.00%	55	36.18%
NO	97	63.82%	0	0.00%	0	0.00%	97	63.82%

Cast Votes:	152	5.26%	0	0.00%	0	0.00%	152	5.26%
Over Votes:	39	1.35%	0	0.00%	0	0.00%	39	1.35%
Under Votes:	2,700	93.39%	0	0.00%	0	0.00%	2,700	93.39%

Precincts			Voters		
Counted	Total	Percent	Ballots	Registered	Percent
0	233	0.00%	2,891	0	0.00%

2016 General LAT Optimal Settings Test

Cumulative Report — Official

Boulder County, Colorado — 2016 Boulder County General Election — November 08, 2016

Page 10 of 22

10/19/2016 12:02 PM

Total Number of Voters : 2,906 of 0 = 0.00%

Precincts Reporting 0 of 234 = 0.00%

Party	Candidate	Absentee	Early	Election	Total
-------	-----------	----------	-------	----------	-------

Colorado Court of Appeals Judge - Robert D. Hawthorne, Vote For 1

YES	59	39.60%	0	0.00%	0	0.00%	59	39.60%
NO	90	60.40%	0	0.00%	0	0.00%	90	60.40%

Cast Votes:	149	5.15%	0	0.00%	0	0.00%	149	5.15%
Over Votes:	39	1.35%	0	0.00%	0	0.00%	39	1.35%
Under Votes:	2,703	93.50%	0	0.00%	0	0.00%	2,703	93.50%

Precincts			Voters		
Counted	Total	Percent	Ballots	Registered	Percent
0	233	0.00%	2,891	0	0.00%

Colorado Court of Appeals Judge - Jerry N. Jones, Vote For 1

YES	57	38.51%	0	0.00%	0	0.00%	57	38.51%
NO	91	61.49%	0	0.00%	0	0.00%	91	61.49%

Cast Votes:	148	5.12%	0	0.00%	0	0.00%	148	5.12%
Over Votes:	40	1.38%	0	0.00%	0	0.00%	40	1.38%
Under Votes:	2,703	93.50%	0	0.00%	0	0.00%	2,703	93.50%

Precincts			Voters		
Counted	Total	Percent	Ballots	Registered	Percent
0	233	0.00%	2,891	0	0.00%

Colorado Court of Appeals Judge - Anthony J. Navarro, Vote For 1

YES	67	43.23%	0	0.00%	0	0.00%	67	43.23%
NO	88	56.77%	0	0.00%	0	0.00%	88	56.77%

Cast Votes:	155	5.36%	0	0.00%	0	0.00%	155	5.36%
Over Votes:	39	1.35%	0	0.00%	0	0.00%	39	1.35%
Under Votes:	2,697	93.29%	0	0.00%	0	0.00%	2,697	93.29%

Precincts			Voters		
Counted	Total	Percent	Ballots	Registered	Percent
0	233	0.00%	2,891	0	0.00%

2016 General LAT Optimal Settings Test

Cumulative Report — Official

Boulder County, Colorado — 2016 Boulder County General Election — November 08, 2016

Page 11 of 22

10/19/2016 12:02 PM

Total Number of Voters : 2,906 of 0 = 0.00%

Precincts Reporting 0 of 234 = 0.00%

Party	Candidate	Absentee	Early	Election	Total
-------	-----------	----------	-------	----------	-------

Colorado Court of Appeals Judge - Gilbert M. Román, Vote For 1

YES	60	39.47%	0	0.00%	0	0.00%	60	39.47%
NO	92	60.53%	0	0.00%	0	0.00%	92	60.53%

Cast Votes:	152	5.26%	0	0.00%	0	0.00%	152	5.26%
Over Votes:	39	1.35%	0	0.00%	0	0.00%	39	1.35%
Under Votes:	2,700	93.39%	0	0.00%	0	0.00%	2,700	93.39%

Precincts			Voters		
Counted	Total	Percent	Ballots	Registered	Percent
0	233	0.00%	2,891	0	0.00%

Colorado Court of Appeals Judge - Diana Terry, Vote For 1

YES	69	44.23%	0	0.00%	0	0.00%	69	44.23%
NO	87	55.77%	0	0.00%	0	0.00%	87	55.77%

Cast Votes:	156	5.40%	0	0.00%	0	0.00%	156	5.40%
Over Votes:	39	1.35%	0	0.00%	0	0.00%	39	1.35%
Under Votes:	2,696	93.25%	0	0.00%	0	0.00%	2,696	93.25%

Precincts			Voters		
Counted	Total	Percent	Ballots	Registered	Percent
0	233	0.00%	2,891	0	0.00%

District Court Judge - 20th Judicial District - Andrew Hartman, Vote For 1

YES	69	43.13%	0	0.00%	0	0.00%	69	43.13%
NO	91	56.88%	0	0.00%	0	0.00%	91	56.88%

Cast Votes:	160	5.53%	0	0.00%	0	0.00%	160	5.53%
Over Votes:	40	1.38%	0	0.00%	0	0.00%	40	1.38%
Under Votes:	2,691	93.08%	0	0.00%	0	0.00%	2,691	93.08%

Precincts			Voters		
Counted	Total	Percent	Ballots	Registered	Percent
0	233	0.00%	2,891	0	0.00%

2016 General LAT Optimal Settings Test

Cumulative Report — Official

Boulder County, Colorado — 2016 Boulder County General Election — November 08, 2016

Page 12 of 22

10/19/2016 12:02 PM

Total Number of Voters : 2,906 of 0 = 0.00%

Precincts Reporting 0 of 234 = 0.00%

Party	Candidate	Absentee	Early	Election	Total
-------	-----------	----------	-------	----------	-------

District Court Judge - 20th Judicial District - Bruce Langer, Vote For 1

YES	66	43.42%	0	0.00%	0	0.00%	66	43.42%
NO	86	56.58%	0	0.00%	0	0.00%	86	56.58%

Cast Votes:	152	5.26%	0	0.00%	0	0.00%	152	5.26%
Over Votes:	39	1.35%	0	0.00%	0	0.00%	39	1.35%
Under Votes:	2,700	93.39%	0	0.00%	0	0.00%	2,700	93.39%

Precincts			Voters		
Counted	Total	Percent	Ballots	Registered	Percent
0	233	0.00%	2,891	0	0.00%

Amendment T (CONSTITUTIONAL), Vote For 1

YES/FOR	70	42.68%	0	0.00%	0	0.00%	70	42.68%
NO/AGAINST	94	57.32%	0	0.00%	0	0.00%	94	57.32%

Cast Votes:	164	5.67%	0	0.00%	0	0.00%	164	5.67%
Over Votes:	39	1.35%	0	0.00%	0	0.00%	39	1.35%
Under Votes:	2,688	92.98%	0	0.00%	0	0.00%	2,688	92.98%

Precincts			Voters		
Counted	Total	Percent	Ballots	Registered	Percent
0	233	0.00%	2,891	0	0.00%

Amendment U (CONSTITUTIONAL), Vote For 1

YES/FOR	73	44.51%	0	0.00%	0	0.00%	73	44.51%
NO/AGAINST	91	55.49%	0	0.00%	0	0.00%	91	55.49%

Cast Votes:	164	5.67%	0	0.00%	0	0.00%	164	5.67%
Over Votes:	39	1.35%	0	0.00%	0	0.00%	39	1.35%
Under Votes:	2,688	92.98%	0	0.00%	0	0.00%	2,688	92.98%

Precincts			Voters		
Counted	Total	Percent	Ballots	Registered	Percent
0	233	0.00%	2,891	0	0.00%

2016 General LAT Optimal Settings Test

Cumulative Report — Official

Boulder County, Colorado — 2016 Boulder County General Election — November 08, 2016

Page 13 of 22

10/19/2016 12:02 PM

Total Number of Voters : 2,906 of 0 = 0.00%

Precincts Reporting 0 of 234 = 0.00%

Party	Candidate	Absentee	Early	Election	Total
-------	-----------	----------	-------	----------	-------

Amendment 69 (CONSTITUTIONAL), Vote For 1

YES/FOR	68	40.96%	0	0.00%	0	0.00%	68	40.96%
NO/AGAINST	98	59.04%	0	0.00%	0	0.00%	98	59.04%

Cast Votes:	166	5.74%	0	0.00%	0	0.00%	166	5.74%
Over Votes:	39	1.35%	0	0.00%	0	0.00%	39	1.35%
Under Votes:	2,686	92.91%	0	0.00%	0	0.00%	2,686	92.91%

Precincts			Voters		
Counted	Total	Percent	Ballots	Registered	Percent
0	233	0.00%	2,891	0	0.00%

Amendment 70 (CONSTITUTIONAL), Vote For 1

YES/FOR	72	43.37%	0	0.00%	0	0.00%	72	43.37%
NO/AGAINST	94	56.63%	0	0.00%	0	0.00%	94	56.63%

Cast Votes:	166	5.74%	0	0.00%	0	0.00%	166	5.74%
Over Votes:	39	1.35%	0	0.00%	0	0.00%	39	1.35%
Under Votes:	2,686	92.91%	0	0.00%	0	0.00%	2,686	92.91%

Precincts			Voters		
Counted	Total	Percent	Ballots	Registered	Percent
0	233	0.00%	2,891	0	0.00%

Amendment 71 (CONSTITUTIONAL), Vote For 1

YES/FOR	74	44.58%	0	0.00%	0	0.00%	74	44.58%
NO/AGAINST	92	55.42%	0	0.00%	0	0.00%	92	55.42%

Cast Votes:	166	5.74%	0	0.00%	0	0.00%	166	5.74%
Over Votes:	39	1.35%	0	0.00%	0	0.00%	39	1.35%
Under Votes:	2,686	92.91%	0	0.00%	0	0.00%	2,686	92.91%

Precincts			Voters		
Counted	Total	Percent	Ballots	Registered	Percent
0	233	0.00%	2,891	0	0.00%

2016 General LAT Optimal Settings Test

Cumulative Report — Official

Boulder County, Colorado — 2016 Boulder County General Election — November 08, 2016

Page 14 of 22

10/19/2016 12:02 PM

Total Number of Voters : 2,906 of 0 = 0.00%

Precincts Reporting 0 of 234 = 0.00%

Party	Candidate	Absentee	Early	Election	Total
-------	-----------	----------	-------	----------	-------

Amendment 72 (CONSTITUTIONAL), Vote For 1

YES/FOR	60	36.36%	0	0.00%	0	0.00%	60	36.36%
NO/AGAINST	105	63.64%	0	0.00%	0	0.00%	105	63.64%

Cast Votes:	165	5.71%	0	0.00%	0	0.00%	165	5.71%
--------------------	-----	-------	---	-------	---	-------	-----	-------

Over Votes:	40	1.38%	0	0.00%	0	0.00%	40	1.38%
Under Votes:	2,686	92.91%	0	0.00%	0	0.00%	2,686	92.91%

Precincts			Voters		
Counted	Total	Percent	Ballots	Registered	Percent
0	233	0.00%	2,891	0	0.00%

Proposition 106 (STATUTORY), Vote For 1

YES/FOR	71	43.29%	0	0.00%	0	0.00%	71	43.29%
NO/AGAINST	93	56.71%	0	0.00%	0	0.00%	93	56.71%

Cast Votes:	164	5.67%	0	0.00%	0	0.00%	164	5.67%
--------------------	-----	-------	---	-------	---	-------	-----	-------

Over Votes:	40	1.38%	0	0.00%	0	0.00%	40	1.38%
Under Votes:	2,687	92.94%	0	0.00%	0	0.00%	2,687	92.94%

Precincts			Voters		
Counted	Total	Percent	Ballots	Registered	Percent
0	233	0.00%	2,891	0	0.00%

Proposition 107 (STATUTORY), Vote For 1

YES/FOR	56	33.94%	0	0.00%	0	0.00%	56	33.94%
NO/AGAINST	109	66.06%	0	0.00%	0	0.00%	109	66.06%

Cast Votes:	165	5.71%	0	0.00%	0	0.00%	165	5.71%
--------------------	-----	-------	---	-------	---	-------	-----	-------

Over Votes:	40	1.38%	0	0.00%	0	0.00%	40	1.38%
Under Votes:	2,686	92.91%	0	0.00%	0	0.00%	2,686	92.91%

Precincts			Voters		
Counted	Total	Percent	Ballots	Registered	Percent
0	233	0.00%	2,891	0	0.00%

2016 General LAT Optimal Settings Test

Cumulative Report — Official

Boulder County, Colorado — 2016 Boulder County General Election — November 08, 2016

Page 15 of 22

10/19/2016 12:02 PM

Total Number of Voters : 2,906 of 0 = 0.00%

Precincts Reporting 0 of 234 = 0.00%

Party	Candidate	Absentee	Early	Election	Total
-------	-----------	----------	-------	----------	-------

Proposition 108 (STATUTORY), Vote For 1

YES/FOR	61	36.75%	0	0.00%	0	0.00%	61	36.75%
NO/AGAINST	105	63.25%	0	0.00%	0	0.00%	105	63.25%

Cast Votes:	166	5.74%	0	0.00%	0	0.00%	166	5.74%
-------------	-----	-------	---	-------	---	-------	-----	-------

Over Votes:	39	1.35%	0	0.00%	0	0.00%	39	1.35%
-------------	----	-------	---	-------	---	-------	----	-------

Under Votes:	2,686	92.91%	0	0.00%	0	0.00%	2,686	92.91%
--------------	-------	--------	---	-------	---	-------	-------	--------

Precincts			Voters		
Counted	Total	Percent	Ballots	Registered	Percent
0	233	0.00%	2,891	0	0.00%

COUNTY ISSUE 1A (Road and Bridge Mill Levy Increase);, Vote For 1

YES/FOR	71	43.29%	0	0.00%	0	0.00%	71	43.29%
NO/AGAINST	93	56.71%	0	0.00%	0	0.00%	93	56.71%

Cast Votes:	164	5.67%	0	0.00%	0	0.00%	164	5.67%
-------------	-----	-------	---	-------	---	-------	-----	-------

Over Votes:	41	1.42%	0	0.00%	0	0.00%	41	1.42%
-------------	----	-------	---	-------	---	-------	----	-------

Under Votes:	2,686	92.91%	0	0.00%	0	0.00%	2,686	92.91%
--------------	-------	--------	---	-------	---	-------	-------	--------

Precincts			Voters		
Counted	Total	Percent	Ballots	Registered	Percent
0	233	0.00%	2,891	0	0.00%

COUNTY ISSUE 1B (Countywide Open Space Sales and Use Tax Bond Authorization and Tax Extension);, Vote For 1

YES/FOR	65	39.63%	0	0.00%	0	0.00%	65	39.63%
NO/AGAINST	99	60.37%	0	0.00%	0	0.00%	99	60.37%

Cast Votes:	164	5.67%	0	0.00%	0	0.00%	164	5.67%
-------------	-----	-------	---	-------	---	-------	-----	-------

Over Votes:	39	1.35%	0	0.00%	0	0.00%	39	1.35%
-------------	----	-------	---	-------	---	-------	----	-------

Under Votes:	2,688	92.98%	0	0.00%	0	0.00%	2,688	92.98%
--------------	-------	--------	---	-------	---	-------	-------	--------

Precincts			Voters		
Counted	Total	Percent	Ballots	Registered	Percent
0	233	0.00%	2,891	0	0.00%

2016 General LAT Optimal Settings Test

Cumulative Report — Official

Boulder County, Colorado — 2016 Boulder County General Election — November 08, 2016

Page 16 of 22

10/19/2016 12:02 PM

Total Number of Voters : 2,906 of 0 = 0.00%

Precincts Reporting 0 of 234 = 0.00%

Party	Candidate	Absentee	Early	Election	Total
-------	-----------	----------	-------	----------	-------

COUNTY ISSUE 1C (Countywide Sustainability Sales and Use Tax Extension);, Vote For 1

YES/FOR	73	44.79%	0	0.00%	0	0.00%	73	44.79%
NO/AGAINST	90	55.21%	0	0.00%	0	0.00%	90	55.21%

Cast Votes:	163	5.64%	0	0.00%	0	0.00%	163	5.64%
Over Votes:	39	1.35%	0	0.00%	0	0.00%	39	1.35%
Under Votes:	2,689	93.01%	0	0.00%	0	0.00%	2,689	93.01%

Precincts			Voters		
Counted	Total	Percent	Ballots	Registered	Percent
0	233	0.00%	2,891	0	0.00%

County Question 1D (District Attorney Term Limit Extension to Four Terms);, Vote For 1

YES/FOR	68	41.72%	0	0.00%	0	0.00%	68	41.72%
NO/AGAINST	95	58.28%	0	0.00%	0	0.00%	95	58.28%

Cast Votes:	163	5.64%	0	0.00%	0	0.00%	163	5.64%
Over Votes:	39	1.35%	0	0.00%	0	0.00%	39	1.35%
Under Votes:	2,689	93.01%	0	0.00%	0	0.00%	2,689	93.01%

Precincts			Voters		
Counted	Total	Percent	Ballots	Registered	Percent
0	233	0.00%	2,891	0	0.00%

CITY OF BOULDER BALLOT ISSUE 2H SUGAR SWEETENED BEVERAGE PRODUCT DISTRIBUTION TAX, Vote For 1

FOR THE MEASURE	4	30.77%	0	0.00%	0	0.00%	4	30.77%
AGAINST THE MEASURE	9	69.23%	0	0.00%	0	0.00%	9	69.23%

Cast Votes:	13	5.12%	0	0.00%	0	0.00%	13	5.12%
Over Votes:	3	1.18%	0	0.00%	0	0.00%	3	1.18%
Under Votes:	238	93.70%	0	0.00%	0	0.00%	238	93.70%

Precincts			Voters		
Counted	Total	Percent	Ballots	Registered	Percent
0	87	0.00%	254	0	0.00%

2016 General LAT Optimal Settings Test

Cumulative Report — Official

Boulder County, Colorado — 2016 Boulder County General Election — November 08, 2016

Page 17 of 22

10/19/2016 12:02 PM

Total Number of Voters : 2,906 of 0 = 0.00%

Precincts Reporting 0 of 234 = 0.00%

Party	Candidate	Absentee	Early	Election	Total
-------	-----------	----------	-------	----------	-------

City of Boulder Ballot Question 2I Clarify and Amend Blue Line, Water Not Supplied West of Line, Vote For 1

For the Measure	6	42.86%	0	0.00%	0	0.00%	6	42.86%
Against the Measure	8	57.14%	0	0.00%	0	0.00%	8	57.14%

Cast Votes:	14	5.51%	0	0.00%	0	0.00%	14	5.51%
Over Votes:	3	1.18%	0	0.00%	0	0.00%	3	1.18%
Under Votes:	237	93.31%	0	0.00%	0	0.00%	237	93.31%

Precincts			Voters		
Counted	Total	Percent	Ballots	Registered	Percent
0	87	0.00%	254	0	0.00%

City of Boulder Ballot Question 2J Provide Insurance Benefits for Council Members, Vote For 1

For the Measure	5	35.71%	0	0.00%	0	0.00%	5	35.71%
Against the Measure	9	64.29%	0	0.00%	0	0.00%	9	64.29%

Cast Votes:	14	5.51%	0	0.00%	0	0.00%	14	5.51%
Over Votes:	3	1.18%	0	0.00%	0	0.00%	3	1.18%
Under Votes:	237	93.31%	0	0.00%	0	0.00%	237	93.31%

Precincts			Voters		
Counted	Total	Percent	Ballots	Registered	Percent
0	87	0.00%	254	0	0.00%

City of Boulder Ballot Question 302 Qualifications of Council Members, Vote For 1

For the Measure	7	50.00%	0	0.00%	0	0.00%	7	50.00%
Against the Measure	7	50.00%	0	0.00%	0	0.00%	7	50.00%

Cast Votes:	14	5.51%	0	0.00%	0	0.00%	14	5.51%
Over Votes:	3	1.18%	0	0.00%	0	0.00%	3	1.18%
Under Votes:	237	93.31%	0	0.00%	0	0.00%	237	93.31%

Precincts			Voters		
Counted	Total	Percent	Ballots	Registered	Percent
0	87	0.00%	254	0	0.00%

2016 General LAT Optimal Settings Test

Cumulative Report — Official

Boulder County, Colorado — 2016 Boulder County General Election — November 08, 2016

Page 18 of 22

10/19/2016 12:02 PM

Total Number of Voters : 2,906 of 0 = 0.00%

Precincts Reporting 0 of 234 = 0.00%

Party	Candidate	Absentee	Early	Election	Total
-------	-----------	----------	-------	----------	-------

CITY OF LAFAYETTE BALLOT ISSUE NO. 2C CITY OF LAFAYETTE COMMUNITY BUS PASS PROGRAM LEVY, Vote For 1

YES/FOR	2	40.00%	0	0.00%	0	0.00%	2	40.00%
NO/AGAINST	3	60.00%	0	0.00%	0	0.00%	3	60.00%

Cast Votes:	5	6.76%	0	0.00%	0	0.00%	5	6.76%
Over Votes:	1	1.35%	0	0.00%	0	0.00%	1	1.35%
Under Votes:	68	91.89%	0	0.00%	0	0.00%	68	91.89%

Precincts			Voters		
Counted	Total	Percent	Ballots	Registered	Percent
0	17	0.00%	74	0	0.00%

CITY OF LAFAYETTE BALLOT ISSUE NO. 2D CITY OF LAFAYETTE STORAGE TAX, Vote For 1

YES/FOR	1	20.00%	0	0.00%	0	0.00%	1	20.00%
NO/AGAINST	4	80.00%	0	0.00%	0	0.00%	4	80.00%

Cast Votes:	5	6.76%	0	0.00%	0	0.00%	5	6.76%
Over Votes:	1	1.35%	0	0.00%	0	0.00%	1	1.35%
Under Votes:	68	91.89%	0	0.00%	0	0.00%	68	91.89%

Precincts			Voters		
Counted	Total	Percent	Ballots	Registered	Percent
0	17	0.00%	74	0	0.00%

City Of Lafayette Ballot Question No. 2E Authorizing The Provision Of Telecommunication Services, Vote For 1

YES/FOR	1	20.00%	0	0.00%	0	0.00%	1	20.00%
NO/AGAINST	4	80.00%	0	0.00%	0	0.00%	4	80.00%

Cast Votes:	5	6.76%	0	0.00%	0	0.00%	5	6.76%
Over Votes:	1	1.35%	0	0.00%	0	0.00%	1	1.35%
Under Votes:	68	91.89%	0	0.00%	0	0.00%	68	91.89%

Precincts			Voters		
Counted	Total	Percent	Ballots	Registered	Percent
0	17	0.00%	74	0	0.00%

2016 General LAT Optimal Settings Test

Cumulative Report — Official

Boulder County, Colorado — 2016 Boulder County General Election — November 08, 2016

Page 19 of 22

10/19/2016 12:02 PM

Total Number of Voters : 2,906 of 0 = 0.00%

Precincts Reporting 0 of 234 = 0.00%

Party	Candidate	Absentee	Early	Election	Total
-------	-----------	----------	-------	----------	-------

City Of Lafayette Ballot Question No. 2F Charter Amendment Boards And Commissions Qualifications, Vote For 1

YES/FOR	2	40.00%	0	0.00%	0	0.00%	2	40.00%
NO/AGAINST	3	60.00%	0	0.00%	0	0.00%	3	60.00%

Cast Votes:	5	6.76%	0	0.00%	0	0.00%	5	6.76%
Over Votes:	1	1.35%	0	0.00%	0	0.00%	1	1.35%
Under Votes:	68	91.89%	0	0.00%	0	0.00%	68	91.89%

Precincts			Voters		
Counted	Total	Percent	Ballots	Registered	Percent
0	17	0.00%	74	0	0.00%

CITY OF LOUISVILLE BALLOT ISSUE 2A, Vote For 1

YES/FOR	2	40.00%	0	0.00%	0	0.00%	2	40.00%
NO/AGAINST	3	60.00%	0	0.00%	0	0.00%	3	60.00%

Cast Votes:	5	6.76%	0	0.00%	0	0.00%	5	6.76%
Over Votes:	1	1.35%	0	0.00%	0	0.00%	1	1.35%
Under Votes:	68	91.89%	0	0.00%	0	0.00%	68	91.89%

Precincts			Voters		
Counted	Total	Percent	Ballots	Registered	Percent
0	15	0.00%	74	0	0.00%

CITY OF LOUISVILLE BALLOT ISSUE 2B, Vote For 1

YES/FOR	2	40.00%	0	0.00%	0	0.00%	2	40.00%
NO/AGAINST	3	60.00%	0	0.00%	0	0.00%	3	60.00%

Cast Votes:	5	6.76%	0	0.00%	0	0.00%	5	6.76%
Over Votes:	1	1.35%	0	0.00%	0	0.00%	1	1.35%
Under Votes:	68	91.89%	0	0.00%	0	0.00%	68	91.89%

Precincts			Voters		
Counted	Total	Percent	Ballots	Registered	Percent
0	15	0.00%	74	0	0.00%

2016 General LAT Optimal Settings Test
Cumulative Report — Official
Boulder County, Colorado — 2016 Boulder County General Election — November 08, 2016

Page 20 of 22

10/19/2016 12:02 PM

Total Number of Voters : 2,906 of 0 = 0.00%

Precincts Reporting 0 of 234 = 0.00%

Party	Candidate	Absentee	Early	Election	Total
-------	-----------	----------	-------	----------	-------

Town of Superior Ballot Question 2G Authorizing Municipal Broadband Services, Vote For 1

YES/FOR	2	50.00%	0	0.00%	0	0.00%	2	50.00%
NO/AGAINST	2	50.00%	0	0.00%	0	0.00%	2	50.00%

Cast Votes:	4	5.41%	0	0.00%	0	0.00%	4	5.41%
Over Votes:	1	1.35%	0	0.00%	0	0.00%	1	1.35%
Under Votes:	69	93.24%	0	0.00%	0	0.00%	69	93.24%

Precincts			Voters		
Counted	Total	Percent	Ballots	Registered	Percent
0	8	0.00%	74	0	0.00%

BOULDER VALLEY SCHOOL DISTRICT BALLOT ISSUE 3A:, Vote For 1

YES/FOR	32	40.51%	0	0.00%	0	0.00%	32	40.51%
NO/AGAINST	47	59.49%	0	0.00%	0	0.00%	47	59.49%

Cast Votes:	79	5.83%	0	0.00%	0	0.00%	79	5.83%
Over Votes:	18	1.33%	0	0.00%	0	0.00%	18	1.33%
Under Votes:	1,258	92.84%	0	0.00%	0	0.00%	1,258	92.84%

Precincts			Voters		
Counted	Total	Percent	Ballots	Registered	Percent
0	159	0.00%	1,355	0	0.00%

ST. VRAIN VALLEY SCHOOL DISTRICT NO. RE-1J BALLOT ISSUE NO. 3A, Vote For 1

YES/FOR	28	43.08%	0	0.00%	0	0.00%	28	43.08%
NO/AGAINST	37	56.92%	0	0.00%	0	0.00%	37	56.92%

Cast Votes:	65	5.55%	0	0.00%	0	0.00%	65	5.55%
Over Votes:	16	1.37%	0	0.00%	0	0.00%	16	1.37%
Under Votes:	1,090	93.08%	0	0.00%	0	0.00%	1,090	93.08%

Precincts			Voters		
Counted	Total	Percent	Ballots	Registered	Percent
0	81	0.00%	1,171	0	0.00%

2016 General LAT Optimal Settings Test

Cumulative Report — Official

Boulder County, Colorado — 2016 Boulder County General Election — November 08, 2016

Page 21 of 22

10/19/2016 12:02 PM

Total Number of Voters : 2,906 of 0 = 0.00%

Precincts Reporting 0 of 234 = 0.00%

Party	Candidate	Absentee	Early	Election	Total
-------	-----------	----------	-------	----------	-------

THOMPSON SCHOOL DISTRICT R2-J BALLOT ISSUE NO. 3D, Vote For 1

YES/FOR	2	25.00%	0	0.00%	0	0.00%	2	25.00%
NO/AGAINST	6	75.00%	0	0.00%	0	0.00%	6	75.00%

Cast Votes:	8	5.44%	0	0.00%	0	0.00%	8	5.44%
Over Votes:	2	1.36%	0	0.00%	0	0.00%	2	1.36%
Under Votes:	137	93.20%	0	0.00%	0	0.00%	137	93.20%

Precincts			Voters		
Counted	Total	Percent	Ballots	Registered	Percent
0	2	0.00%	147	0	0.00%

THOMPSON SCHOOL DISTRICT R2-J BALLOT ISSUE NO. 3E, Vote For 1

YES/FOR	4	50.00%	0	0.00%	0	0.00%	4	50.00%
NO/AGAINST	4	50.00%	0	0.00%	0	0.00%	4	50.00%

Cast Votes:	8	5.44%	0	0.00%	0	0.00%	8	5.44%
Over Votes:	2	1.36%	0	0.00%	0	0.00%	2	1.36%
Under Votes:	137	93.20%	0	0.00%	0	0.00%	137	93.20%

Precincts			Voters		
Counted	Total	Percent	Ballots	Registered	Percent
0	2	0.00%	147	0	0.00%

ST. VRAIN & LEFT HAND WATER CONSERVANCY DISTRICT BALLOT ISSUE NO. 4A., Vote For 1

YES/FOR	28	40.58%	0	0.00%	0	0.00%	28	40.58%
NO/AGAINST	41	59.42%	0	0.00%	0	0.00%	41	59.42%

Cast Votes:	69	5.84%	0	0.00%	0	0.00%	69	5.84%
Over Votes:	18	1.52%	0	0.00%	0	0.00%	18	1.52%
Under Votes:	1,094	92.63%	0	0.00%	0	0.00%	1,094	92.63%

Precincts			Voters		
Counted	Total	Percent	Ballots	Registered	Percent
0	81	0.00%	1,181	0	0.00%

2016 General LAT Optimal Settings Test

Cumulative Report — Official

Boulder County, Colorado — 2016 Boulder County General Election — November 08, 2016

Page 22 of 22

10/19/2016 12:02 PM

Total Number of Voters : 2,906 of 0 = 0.00%

Precincts Reporting 0 of 234 = 0.00%

Party	Candidate	Absentee	Early	Election	Total
-------	-----------	----------	-------	----------	-------

The Denver Metropolitan Scientific and Cultural Facilities District ("SCFD") Ballot Issue 4B, Vote For 1

YES/FOR	70	43.21%	0	0.00%	0	0.00%	70	43.21%
NO/AGAINST	92	56.79%	0	0.00%	0	0.00%	92	56.79%

Cast Votes:	162	5.60%	0	0.00%	0	0.00%	162	5.60%
Over Votes:	39	1.35%	0	0.00%	0	0.00%	39	1.35%
Under Votes:	2,690	93.05%	0	0.00%	0	0.00%	2,690	93.05%

Precincts			Voters		
Counted	Total	Percent	Ballots	Registered	Percent
0	233	0.00%	2,891	0	0.00%

KNOLLWOOD METROPOLITAN DISTRICT BALLOT ISSUE 5A, Vote For 1

YES/FOR	3	30.00%	0	0.00%	0	0.00%	3	30.00%
NO/AGAINST	7	70.00%	0	0.00%	0	0.00%	7	70.00%

Cast Votes:	10	11.90%	0	0.00%	0	0.00%	10	11.90%
Over Votes:	3	3.57%	0	0.00%	0	0.00%	3	3.57%
Under Votes:	71	84.52%	0	0.00%	0	0.00%	71	84.52%

Precincts			Voters		
Counted	Total	Percent	Ballots	Registered	Percent
0	2	0.00%	84	0	0.00%

2016 General LAT Optimal Settings Test

Cumulative Report — Official

Boulder County, Colorado — 2016 Boulder County General Election — November 08, 2016

Page 1 of 22

10/19/2016 02:43 PM

Total Number of Voters : 2,906 of 0 = 0.00%

Precincts Reporting 0 of 234 = 0.00%

Party	Candidate	Absentee	Early	Election	Total
-------	-----------	----------	-------	----------	-------

Presidential Electors, Vote For 1

DEM	Hillary Clinton / Tim Kaine	59 2.12%	0 0.00%	0 0.00%	59 2.12%
REP	Donald J. Trump / Michael R. Pence	88 3.17%	0 0.00%	0 0.00%	88 3.17%
ACN	Darrell L. Castle / Scott N. Bradley	118 4.25%	0 0.00%	0 0.00%	118 4.25%
LBR	Gary Johnson / Bill Weld	158 5.69%	0 0.00%	0 0.00%	158 5.69%
GRN	Jill Stein / Ajamu Baraka	41 1.48%	0 0.00%	0 0.00%	41 1.48%
	Frank Atwood / Blake Huber Approval Voting	79 2.84%	0 0.00%	0 0.00%	79 2.84%
	"Rocky" Roque De La Fuente / Michael Steinberg American Delta	117 4.21%	0 0.00%	0 0.00%	117 4.21%
	James Hedges / Bill Bayes Prohibition	156 5.62%	0 0.00%	0 0.00%	156 5.62%
	Tom Hoefling / Steve Schulin America's	39 1.40%	0 0.00%	0 0.00%	39 1.40%
	Chris Keniston / Deacon Taylor Veterans of America	79 2.84%	0 0.00%	0 0.00%	79 2.84%
	Alyson Kennedy / Osborne Hart Socialist Workers	119 4.29%	0 0.00%	0 0.00%	119 4.29%
	Kyle Kenley Kopitke / Nathan R. Sorenson Independent American	158 5.69%	0 0.00%	0 0.00%	158 5.69%
	Laurence Kotlikoff / Edward Leamer Kotlikoff for President	39 1.40%	0 0.00%	0 0.00%	39 1.40%
	Gloria Estela La Riva / Dennis J. Banks Socialism and Liberation	78 2.81%	0 0.00%	0 0.00%	78 2.81%
	Bradford Lyttle / Hannah Walsh Nonviolent Resistance/Pacifist	117 4.21%	0 0.00%	0 0.00%	117 4.21%
	Joseph Allen Maldonado / Douglas K. Terranova Independent People	156 5.62%	0 0.00%	0 0.00%	156 5.62%
	Michael A. Maturen / Juan Munoz American Solidarity	39 1.40%	0 0.00%	0 0.00%	39 1.40%
UAF	Evan McMullin / Nathan Johnson	79 2.84%	0 0.00%	0 0.00%	79 2.84%
UAF	Ryan Alan Scott / Bruce Kendall Barnard	117 4.21%	0 0.00%	0 0.00%	117 4.21%
	Rod Silva / Richard C. Silva Nutrition	156 5.62%	0 0.00%	0 0.00%	156 5.62%
UAF	Mike Smith / Daniel White	39 1.40%	0 0.00%	0 0.00%	39 1.40%
	Emidio Soltysik / Angela Nicole Walker Socialist USA	79 2.84%	0 0.00%	0 0.00%	79 2.84%
	Unresolved Write-Ins	0 0.00%	0 0.00%	0 0.00%	0 0.00%
	Rejected Write-Ins	667 24.02%	0 0.00%	0 0.00%	667 24.02%

Cast Votes:	2,777 96.06%	0 0.00%	0 0.00%	2,777 96.06%
Over Votes:	41 1.42%	0 0.00%	0 0.00%	41 1.42%
Under Votes:	73 2.53%	0 0.00%	0 0.00%	73 2.53%

Precincts			Voters		
Counted	Total	Percent	Ballots	Registered	Percent
0	233	0.00%	2,891	0	0.00%

Cathy Jarrett 10-19-16
Patricia R. Fuser 10-19-16

2016 General LAT Optimal Settings Test

Cumulative Report — Official

Boulder County, Colorado — 2016 Boulder County General Election — November 08, 2016

Page 2 of 22

10/19/2016 02:43 PM

Total Number of Voters : 2,906 of 0 = 0.00%

Precincts Reporting 0 of 234 = 0.00%

Party	Candidate	Absentee	Early	Election	Total
-------	-----------	----------	-------	----------	-------

United States Senator, Vote For 1

DEM	Michael Bennet	64	7.72%	0	0.00%	0	0.00%	64	7.72%
REP	Darryl Glenn	85	10.25%	0	0.00%	0	0.00%	85	10.25%
LBR	Lily Tang Williams	119	14.35%	0	0.00%	0	0.00%	119	14.35%
GRN	Arn Menconi	163	19.66%	0	0.00%	0	0.00%	163	19.66%
UNI	Bill Hammons	39	4.70%	0	0.00%	0	0.00%	39	4.70%
UAF	Dan Chapin	81	9.77%	0	0.00%	0	0.00%	81	9.77%
UAF	Paul Noel Fiorino	119	14.35%	0	0.00%	0	0.00%	119	14.35%
	Unresolved Write-Ins	0	0.00%	0	0.00%	0	0.00%	0	0.00%
	Rejected Write-Ins	159	19.18%	0	0.00%	0	0.00%	159	19.18%

Cast Votes:	829	28.68%	0	0.00%	0	0.00%	829	28.68%
Over Votes:	39	1.35%	0	0.00%	0	0.00%	39	1.35%
Under Votes:	2,023	69.98%	0	0.00%	0	0.00%	2,023	69.98%

Precincts			Voters		
Counted	Total	Percent	Ballots	Registered	Percent
0	233	0.00%	2,891	0	0.00%

Representative to the 115th United States Congress - District 2, Vote For 1

DEM	Jared Polis	56	23.63%	0	0.00%	0	0.00%	56	23.63%
REP	Nicholas Morse	75	31.65%	0	0.00%	0	0.00%	75	31.65%
LBR	Richard Longstreth	106	44.73%	0	0.00%	0	0.00%	106	44.73%

Cast Votes:	237	9.68%	0	0.00%	0	0.00%	237	9.68%
Over Votes:	33	1.35%	0	0.00%	0	0.00%	33	1.35%
Under Votes:	2,179	88.98%	0	0.00%	0	0.00%	2,179	88.98%

Precincts			Voters		
Counted	Total	Percent	Ballots	Registered	Percent
0	175	0.00%	2,448	0	0.00%

2016 General LAT Optimal Settings Test

Cumulative Report — Official

Boulder County, Colorado — 2016 Boulder County General Election — November 08, 2016

Page 3 of 22

10/19/2016 02:43 PM

Total Number of Voters : 2,906 of 0 = 0.00%

Precincts Reporting 0 of 234 = 0.00%

Party	Candidate	Absentee	Early	Election	Total
-------	-----------	----------	-------	----------	-------

Representative to the 115th United States Congress - District 4, Vote For 1

DEM	Bob Seay	11	15.94%	0	0.00%	0	0.00%	11	15.94%
REP	Ken Buck	14	20.29%	0	0.00%	0	0.00%	14	20.29%
LBR	Bruce Griffith	19	27.54%	0	0.00%	0	0.00%	19	27.54%
	Unresolved Write-Ins	0	0.00%	0	0.00%	0	0.00%	0	0.00%
	Rejected Write-Ins	25	36.23%	0	0.00%	0	0.00%	25	36.23%

Cast Votes:	69	15.61%	0	0.00%	0	0.00%	69	15.61%
Over Votes:	6	1.36%	0	0.00%	0	0.00%	6	1.36%
Under Votes:	367	83.03%	0	0.00%	0	0.00%	367	83.03%

Precincts			Voters		
Counted	Total	Percent	Ballots	Registered	Percent
0	58	0.00%	442	0	0.00%

Regent of the University of Colorado - At Large, Vote For 1

DEM	Alice Madden	70	43.21%	0	0.00%	0	0.00%	70	43.21%
REP	Heidi Ganahl	92	56.79%	0	0.00%	0	0.00%	92	56.79%

Cast Votes:	162	5.60%	0	0.00%	0	0.00%	162	5.60%
Over Votes:	39	1.35%	0	0.00%	0	0.00%	39	1.35%
Under Votes:	2,690	93.05%	0	0.00%	0	0.00%	2,690	93.05%

Precincts			Voters		
Counted	Total	Percent	Ballots	Registered	Percent
0	233	0.00%	2,891	0	0.00%

Regent of the University of Colorado - Congressional District 4, Vote For 1

REP	Suzanne M. Sharkey	10	37.04%	0	0.00%	0	0.00%	10	37.04%
DEM	Bob Owens	17	62.96%	0	0.00%	0	0.00%	17	62.96%

Cast Votes:	27	6.11%	0	0.00%	0	0.00%	27	6.11%
Over Votes:	6	1.36%	0	0.00%	0	0.00%	6	1.36%
Under Votes:	409	92.53%	0	0.00%	0	0.00%	409	92.53%

Precincts			Voters		
Counted	Total	Percent	Ballots	Registered	Percent
0	58	0.00%	442	0	0.00%

2016 General LAT Optimal Settings Test
Cumulative Report — Official
Boulder County, Colorado — 2016 Boulder County General Election — November 08, 2016

Page 4 of 22

10/19/2016 02:43 PM

Total Number of Voters : 2,906 of 0 = 0.00%

Precincts Reporting 0 of 234 = 0.00%

Party	Candidate	Absentee	Early	Election	Total
-------	-----------	----------	-------	----------	-------

State Senator - District 17, Vote For 1

DEM	Matt Jones	22	100.00%	0	0.00%	0	0.00%	22	100.00%
Cast Votes:		22	2.72%	0	0.00%	0	0.00%	22	2.72%
Over Votes:		0	0.00%	0	0.00%	0	0.00%	0	0.00%
Under Votes:		786	97.28%	0	0.00%	0	0.00%	786	97.28%

Precincts			Voters		
Counted	Total	Percent	Ballots	Registered	Percent
0	94	0.00%	808	0	0.00%

State Senator - District 18, Vote For 1

DEM	Stephen Fenberg	39	39.00%	0	0.00%	0	0.00%	39	39.00%
REP	M. Peter Spraitz	61	61.00%	0	0.00%	0	0.00%	61	61.00%
Cast Votes:		100	5.37%	0	0.00%	0	0.00%	100	5.37%
Over Votes:		26	1.40%	0	0.00%	0	0.00%	26	1.40%
Under Votes:		1,737	93.24%	0	0.00%	0	0.00%	1,737	93.24%

Precincts			Voters		
Counted	Total	Percent	Ballots	Registered	Percent
0	128	0.00%	1,863	0	0.00%

State Representative - District 10, Vote For 1

DEM	Edie Hooton	9	100.00%	0	0.00%	0	0.00%	9	100.00%
Cast Votes:		9	2.25%	0	0.00%	0	0.00%	9	2.25%
Over Votes:		0	0.00%	0	0.00%	0	0.00%	0	0.00%
Under Votes:		391	97.75%	0	0.00%	0	0.00%	391	97.75%

Precincts			Voters		
Counted	Total	Percent	Ballots	Registered	Percent
0	59	0.00%	400	0	0.00%

2016 General LAT Optimal Settings Test

Cumulative Report — Official

Boulder County, Colorado — 2016 Boulder County General Election — November 08, 2016

Page 5 of 22

10/19/2016 02:43 PM

Total Number of Voters : 2,906 of 0 = 0.00%

Precincts Reporting 0 of 234 = 0.00%

Party	Candidate	Absentee	Early	Election	Total
-------	-----------	----------	-------	----------	-------

State Representative - District 11, Vote For 1

DEM	Jonathan Singer	21	42.00%	0	0.00%	0	0.00%	21	42.00%
REP	Corey Piper	29	58.00%	0	0.00%	0	0.00%	29	58.00%

Cast Votes:	50	5.69%	0	0.00%	0	0.00%	50	5.69%
Over Votes:	12	1.37%	0	0.00%	0	0.00%	12	1.37%
Under Votes:	817	92.95%	0	0.00%	0	0.00%	817	92.95%

Precincts			Voters		
Counted	Total	Percent	Ballots	Registered	Percent
0	57	0.00%	879	0	0.00%

State Representative - District 12, Vote For 1

REP	Bob Dillon	18	39.13%	0	0.00%	0	0.00%	18	39.13%
DEM	Mike Foote	28	60.87%	0	0.00%	0	0.00%	28	60.87%

Cast Votes:	46	5.71%	0	0.00%	0	0.00%	46	5.71%
Over Votes:	11	1.36%	0	0.00%	0	0.00%	11	1.36%
Under Votes:	749	92.93%	0	0.00%	0	0.00%	749	92.93%

Precincts			Voters		
Counted	Total	Percent	Ballots	Registered	Percent
0	55	0.00%	806	0	0.00%

State Representative - District 13, Vote For 1

DEM	KC Becker	12	100.00%	0	0.00%	0	0.00%	12	100.00%
-----	-----------	----	---------	---	-------	---	-------	----	---------

Cast Votes:	12	2.34%	0	0.00%	0	0.00%	12	2.34%
Over Votes:	0	0.00%	0	0.00%	0	0.00%	0	0.00%
Under Votes:	501	97.66%	0	0.00%	0	0.00%	501	97.66%

Precincts			Voters		
Counted	Total	Percent	Ballots	Registered	Percent
0	48	0.00%	513	0	0.00%

2016 General LAT Optimal Settings Test

Cumulative Report — Official

Boulder County, Colorado — 2016 Boulder County General Election — November 08, 2016

Page 6 of 22

10/19/2016 02:43 PM

Total Number of Voters : 2,906 of 0 = 0.00%

Precincts Reporting 0 of 234 = 0.00%

Party	Candidate	Absentee	Early	Election	Total
-------	-----------	----------	-------	----------	-------

State Representative - District 33, Vote For 1

REP	Karen Nelson	6	21.43%	0	0.00%	0	0.00%	6	21.43%
DEM	Matt Gray	10	35.71%	0	0.00%	0	0.00%	10	35.71%
LBR	Kim Tavendale	12	42.86%	0	0.00%	0	0.00%	12	42.86%

Cast Votes:	28	9.56%	0	0.00%	0	0.00%	28	9.56%
Over Votes:	4	1.37%	0	0.00%	0	0.00%	4	1.37%
Under Votes:	261	89.08%	0	0.00%	0	0.00%	261	89.08%

Precincts			Voters		
Counted	Total	Percent	Ballots	Registered	Percent
0	14	0.00%	293	0	0.00%

District Attorney - 20th Judicial District, Vote For 1

DEM	Stan Garnett	76	100.00%	0	0.00%	0	0.00%	76	100.00%
-----	--------------	----	---------	---	-------	---	-------	----	---------

Cast Votes:	76	2.63%	0	0.00%	0	0.00%	76	2.63%
Over Votes:	0	0.00%	0	0.00%	0	0.00%	0	0.00%
Under Votes:	2,815	97.37%	0	0.00%	0	0.00%	2,815	97.37%

Precincts			Voters		
Counted	Total	Percent	Ballots	Registered	Percent
0	233	0.00%	2,891	0	0.00%

Regional Transportation District Director - District I, Vote For 1

	Véronique Marie Bellamy	16	18.60%	0	0.00%	0	0.00%	16	18.60%
	Lee Kemp	30	34.88%	0	0.00%	0	0.00%	30	34.88%
	Judy Lubow	40	46.51%	0	0.00%	0	0.00%	40	46.51%

Cast Votes:	86	9.78%	0	0.00%	0	0.00%	86	9.78%
Over Votes:	12	1.37%	0	0.00%	0	0.00%	12	1.37%
Under Votes:	781	88.85%	0	0.00%	0	0.00%	781	88.85%

Precincts			Voters		
Counted	Total	Percent	Ballots	Registered	Percent
0	74	0.00%	879	0	0.00%

2016 General LAT Optimal Settings Test

Cumulative Report — Official

Boulder County, Colorado — 2016 Boulder County General Election — November 08, 2016

Page 7 of 22

10/19/2016 02:43 PM

Total Number of Voters : 2,906 of 0 = 0.00%

Precincts Reporting 0 of 234 = 0.00%

Party	Candidate	Absentee	Early	Election	Total
-------	-----------	----------	-------	----------	-------

County Commissioner - District 1, Vote For 1

REP	Kevin Sipple	57	35.19%	0	0.00%	0	0.00%	57	35.19%
DEM	Elise Jones	105	64.81%	0	0.00%	0	0.00%	105	64.81%

Cast Votes: 162 5.60% 0 0.00% 0 0.00% 162 5.60%

Over Votes: 40 1.38% 0 0.00% 0 0.00% 40 1.38%

Under Votes: 2,689 93.01% 0 0.00% 0 0.00% 2,689 93.01%

Precincts			Voters		
Counted	Total	Percent	Ballots	Registered	Percent
0	233	0.00%	2,891	0	0.00%

County Commissioner - District 2, Vote For 1

DEM	Deb Gardner	67	40.85%	0	0.00%	0	0.00%	67	40.85%
REP	Paul Danish	97	59.15%	0	0.00%	0	0.00%	97	59.15%

Cast Votes: 164 5.67% 0 0.00% 0 0.00% 164 5.67%

Over Votes: 39 1.35% 0 0.00% 0 0.00% 39 1.35%

Under Votes: 2,688 92.98% 0 0.00% 0 0.00% 2,688 92.98%

Precincts			Voters		
Counted	Total	Percent	Ballots	Registered	Percent
0	233	0.00%	2,891	0	0.00%

Town of Superior - Trustee (4 Year Term), Vote For 3

Kevin C. Ryan	2	10.00%	0	0.00%	0	0.00%	2	10.00%
Jason Reese	1	5.00%	0	0.00%	0	0.00%	1	5.00%
Sandie Hammerly	2	10.00%	0	0.00%	0	0.00%	2	10.00%
Narayan Shrestha	2	10.00%	0	0.00%	0	0.00%	2	10.00%
Mark Lacis	2	10.00%	0	0.00%	0	0.00%	2	10.00%
Patricia E. Dunham	2	10.00%	0	0.00%	0	0.00%	2	10.00%
Gladys M. Forshee	3	15.00%	0	0.00%	0	0.00%	3	15.00%
Anthony Stewart	3	15.00%	0	0.00%	0	0.00%	3	15.00%
Jerry Malia	3	15.00%	0	0.00%	0	0.00%	3	15.00%

Cast Votes: 20 9.01% 0 0.00% 0 0.00% 20 9.01%

Over Votes: 2 2.70% 0 0.00% 0 0.00% 2 2.70%

Under Votes: 196 88.29% 0 0.00% 0 0.00% 196 88.29%

Precincts			Voters		
Counted	Total	Percent	Ballots	Registered	Percent
0	8	0.00%	74	0	0.00%

2016 General LAT Optimal Settings Test

Cumulative Report — Official

Boulder County, Colorado — 2016 Boulder County General Election — November 08, 2016

Page 8 of 22

10/19/2016 02:43 PM

Total Number of Voters : 2,906 of 0 = 0.00%

Precincts Reporting 0 of 234 = 0.00%

Party	Candidate	Absentee	Early	Election	Total
-------	-----------	----------	-------	----------	-------

Colorado Supreme Court Justice - William Hood, Vote For 1

YES	62	40.26%	0	0.00%	0	0.00%	62	40.26%
NO	92	59.74%	0	0.00%	0	0.00%	92	59.74%

Cast Votes:	154	5.33%	0	0.00%	0	0.00%	154	5.33%
Over Votes:	39	1.35%	0	0.00%	0	0.00%	39	1.35%
Under Votes:	2,698	93.32%	0	0.00%	0	0.00%	2,698	93.32%

Precincts			Voters		
Counted	Total	Percent	Ballots	Registered	Percent
0	233	0.00%	2,891	0	0.00%

Colorado Court of Appeals Judge - Karen M. Ashby, Vote For 1

YES	70	44.59%	0	0.00%	0	0.00%	70	44.59%
NO	87	55.41%	0	0.00%	0	0.00%	87	55.41%

Cast Votes:	157	5.43%	0	0.00%	0	0.00%	157	5.43%
Over Votes:	39	1.35%	0	0.00%	0	0.00%	39	1.35%
Under Votes:	2,695	93.22%	0	0.00%	0	0.00%	2,695	93.22%

Precincts			Voters		
Counted	Total	Percent	Ballots	Registered	Percent
0	233	0.00%	2,891	0	0.00%

Colorado Court of Appeals Judge - Michael H. Berger, Vote For 1

YES	61	40.94%	0	0.00%	0	0.00%	61	40.94%
NO	88	59.06%	0	0.00%	0	0.00%	88	59.06%

Cast Votes:	149	5.15%	0	0.00%	0	0.00%	149	5.15%
Over Votes:	39	1.35%	0	0.00%	0	0.00%	39	1.35%
Under Votes:	2,703	93.50%	0	0.00%	0	0.00%	2,703	93.50%

Precincts			Voters		
Counted	Total	Percent	Ballots	Registered	Percent
0	233	0.00%	2,891	0	0.00%

2016 General LAT Optimal Settings Test

Cumulative Report — Official

Boulder County, Colorado — 2016 Boulder County General Election — November 08, 2016

Page 9 of 22

10/19/2016 02:43 PM

Total Number of Voters : 2,906 of 0 = 0.00%

Precincts Reporting 0 of 234 = 0.00%

Party	Candidate	Absentee	Early	Election	Total
-------	-----------	----------	-------	----------	-------

Colorado Court of Appeals Judge - Steven L. Bernard, Vote For 1

YES	56	36.84%	0	0.00%	0	0.00%	56	36.84%
NO	96	63.16%	0	0.00%	0	0.00%	96	63.16%

Cast Votes:	152	5.26%	0	0.00%	0	0.00%	152	5.26%
Over Votes:	39	1.35%	0	0.00%	0	0.00%	39	1.35%
Under Votes:	2,700	93.39%	0	0.00%	0	0.00%	2,700	93.39%

Precincts			Voters		
Counted	Total	Percent	Ballots	Registered	Percent
0	233	0.00%	2,891	0	0.00%

Colorado Court of Appeals Judge - Stephanie E. Dunn, Vote For 1

YES	64	41.29%	0	0.00%	0	0.00%	64	41.29%
NO	91	58.71%	0	0.00%	0	0.00%	91	58.71%

Cast Votes:	155	5.36%	0	0.00%	0	0.00%	155	5.36%
Over Votes:	39	1.35%	0	0.00%	0	0.00%	39	1.35%
Under Votes:	2,697	93.29%	0	0.00%	0	0.00%	2,697	93.29%

Precincts			Voters		
Counted	Total	Percent	Ballots	Registered	Percent
0	233	0.00%	2,891	0	0.00%

Colorado Court of Appeals Judge - David Furman, Vote For 1

YES	55	36.18%	0	0.00%	0	0.00%	55	36.18%
NO	97	63.82%	0	0.00%	0	0.00%	97	63.82%

Cast Votes:	152	5.26%	0	0.00%	0	0.00%	152	5.26%
Over Votes:	39	1.35%	0	0.00%	0	0.00%	39	1.35%
Under Votes:	2,700	93.39%	0	0.00%	0	0.00%	2,700	93.39%

Precincts			Voters		
Counted	Total	Percent	Ballots	Registered	Percent
0	233	0.00%	2,891	0	0.00%

2016 General LAT Optimal Settings Test
Cumulative Report — Official
Boulder County, Colorado — 2016 Boulder County General Election — November 08, 2016

Page 10 of 22

10/19/2016 02:43 PM

Total Number of Voters : 2,906 of 0 = 0.00%

Precincts Reporting 0 of 234 = 0.00%

Party	Candidate	Absentee	Early	Election	Total
-------	-----------	----------	-------	----------	-------

Colorado Court of Appeals Judge - Robert D. Hawthorne, Vote For 1

YES	59	39.60%	0	0.00%	0	0.00%	59	39.60%
NO	90	60.40%	0	0.00%	0	0.00%	90	60.40%

Cast Votes:	149	5.15%	0	0.00%	0	0.00%	149	5.15%
-------------	-----	-------	---	-------	---	-------	-----	-------

Over Votes:	39	1.35%	0	0.00%	0	0.00%	39	1.35%
Under Votes:	2,703	93.50%	0	0.00%	0	0.00%	2,703	93.50%

Precincts			Voters		
Counted	Total	Percent	Ballots	Registered	Percent
0	233	0.00%	2,891	0	0.00%

Colorado Court of Appeals Judge - Jerry N. Jones, Vote For 1

YES	57	38.51%	0	0.00%	0	0.00%	57	38.51%
NO	91	61.49%	0	0.00%	0	0.00%	91	61.49%

Cast Votes:	148	5.12%	0	0.00%	0	0.00%	148	5.12%
-------------	-----	-------	---	-------	---	-------	-----	-------

Over Votes:	40	1.38%	0	0.00%	0	0.00%	40	1.38%
Under Votes:	2,703	93.50%	0	0.00%	0	0.00%	2,703	93.50%

Precincts			Voters		
Counted	Total	Percent	Ballots	Registered	Percent
0	233	0.00%	2,891	0	0.00%

Colorado Court of Appeals Judge - Anthony J. Navarro, Vote For 1

YES	67	43.23%	0	0.00%	0	0.00%	67	43.23%
NO	88	56.77%	0	0.00%	0	0.00%	88	56.77%

Cast Votes:	155	5.36%	0	0.00%	0	0.00%	155	5.36%
-------------	-----	-------	---	-------	---	-------	-----	-------

Over Votes:	39	1.35%	0	0.00%	0	0.00%	39	1.35%
Under Votes:	2,697	93.29%	0	0.00%	0	0.00%	2,697	93.29%

Precincts			Voters		
Counted	Total	Percent	Ballots	Registered	Percent
0	233	0.00%	2,891	0	0.00%

2016 General LAT Optimal Settings Test

Cumulative Report — Official

Boulder County, Colorado — 2016 Boulder County General Election — November 08, 2016

Page 11 of 22

10/19/2016 02:43 PM

Total Number of Voters : 2,906 of 0 = 0.00%

Precincts Reporting 0 of 234 = 0.00%

Party	Candidate	Absentee	Early	Election	Total
-------	-----------	----------	-------	----------	-------

Colorado Court of Appeals Judge - Gilbert M. Román, Vote For 1

YES	60	39.47%	0	0.00%	0	0.00%	60	39.47%
NO	92	60.53%	0	0.00%	0	0.00%	92	60.53%

Cast Votes:	152	5.26%	0	0.00%	0	0.00%	152	5.26%
Over Votes:	39	1.35%	0	0.00%	0	0.00%	39	1.35%
Under Votes:	2,700	93.39%	0	0.00%	0	0.00%	2,700	93.39%

Precincts			Voters		
Counted	Total	Percent	Ballots	Registered	Percent
0	233	0.00%	2,891	0	0.00%

Colorado Court of Appeals Judge - Diana Terry, Vote For 1

YES	69	44.23%	0	0.00%	0	0.00%	69	44.23%
NO	87	55.77%	0	0.00%	0	0.00%	87	55.77%

Cast Votes:	156	5.40%	0	0.00%	0	0.00%	156	5.40%
Over Votes:	39	1.35%	0	0.00%	0	0.00%	39	1.35%
Under Votes:	2,696	93.25%	0	0.00%	0	0.00%	2,696	93.25%

Precincts			Voters		
Counted	Total	Percent	Ballots	Registered	Percent
0	233	0.00%	2,891	0	0.00%

District Court Judge - 20th Judicial District - Andrew Hartman, Vote For 1

YES	69	43.13%	0	0.00%	0	0.00%	69	43.13%
NO	91	56.88%	0	0.00%	0	0.00%	91	56.88%

Cast Votes:	160	5.53%	0	0.00%	0	0.00%	160	5.53%
Over Votes:	40	1.38%	0	0.00%	0	0.00%	40	1.38%
Under Votes:	2,691	93.08%	0	0.00%	0	0.00%	2,691	93.08%

Precincts			Voters		
Counted	Total	Percent	Ballots	Registered	Percent
0	233	0.00%	2,891	0	0.00%

2016 General LAT Optimal Settings Test

Cumulative Report — Official

Boulder County, Colorado — 2016 Boulder County General Election — November 08, 2016

Page 12 of 22

10/19/2016 02:43 PM

Total Number of Voters : 2,906 of 0 = 0.00%

Precincts Reporting 0 of 234 = 0.00%

Party	Candidate	Absentee	Early	Election	Total
-------	-----------	----------	-------	----------	-------

District Court Judge - 20th Judicial District - Bruce Langer, Vote For 1

YES	66	43.42%	0	0.00%	0	0.00%	66	43.42%
NO	86	56.58%	0	0.00%	0	0.00%	86	56.58%

Cast Votes:	152	5.26%	0	0.00%	0	0.00%	152	5.26%
-------------	-----	-------	---	-------	---	-------	-----	-------

Over Votes:	39	1.35%	0	0.00%	0	0.00%	39	1.35%
-------------	----	-------	---	-------	---	-------	----	-------

Under Votes:	2,700	93.39%	0	0.00%	0	0.00%	2,700	93.39%
--------------	-------	--------	---	-------	---	-------	-------	--------

Precincts			Voters		
Counted	Total	Percent	Ballots	Registered	Percent
0	233	0.00%	2,891	0	0.00%

Amendment T (CONSTITUTIONAL), Vote For 1

YES/FOR	70	42.68%	0	0.00%	0	0.00%	70	42.68%
NO/AGAINST	94	57.32%	0	0.00%	0	0.00%	94	57.32%

Cast Votes:	164	5.67%	0	0.00%	0	0.00%	164	5.67%
-------------	-----	-------	---	-------	---	-------	-----	-------

Over Votes:	39	1.35%	0	0.00%	0	0.00%	39	1.35%
-------------	----	-------	---	-------	---	-------	----	-------

Under Votes:	2,688	92.98%	0	0.00%	0	0.00%	2,688	92.98%
--------------	-------	--------	---	-------	---	-------	-------	--------

Precincts			Voters		
Counted	Total	Percent	Ballots	Registered	Percent
0	233	0.00%	2,891	0	0.00%

Amendment U (CONSTITUTIONAL), Vote For 1

YES/FOR	73	44.51%	0	0.00%	0	0.00%	73	44.51%
NO/AGAINST	91	55.49%	0	0.00%	0	0.00%	91	55.49%

Cast Votes:	164	5.67%	0	0.00%	0	0.00%	164	5.67%
-------------	-----	-------	---	-------	---	-------	-----	-------

Over Votes:	39	1.35%	0	0.00%	0	0.00%	39	1.35%
-------------	----	-------	---	-------	---	-------	----	-------

Under Votes:	2,688	92.98%	0	0.00%	0	0.00%	2,688	92.98%
--------------	-------	--------	---	-------	---	-------	-------	--------

Precincts			Voters		
Counted	Total	Percent	Ballots	Registered	Percent
0	233	0.00%	2,891	0	0.00%

2016 General LAT Optimal Settings Test

Cumulative Report — Official

Boulder County, Colorado — 2016 Boulder County General Election — November 08, 2016

Page 13 of 22

10/19/2016 02:43 PM

Total Number of Voters : 2,906 of 0 = 0.00%

Precincts Reporting 0 of 234 = 0.00%

Party	Candidate	Absentee	Early	Election	Total
-------	-----------	----------	-------	----------	-------

Amendment 69 (CONSTITUTIONAL), Vote For 1

YES/FOR	68	40.96%	0	0.00%	0	0.00%	68	40.96%
NO/AGAINST	98	59.04%	0	0.00%	0	0.00%	98	59.04%

Cast Votes:	166	5.74%	0	0.00%	0	0.00%	166	5.74%
Over Votes:	39	1.35%	0	0.00%	0	0.00%	39	1.35%
Under Votes:	2,686	92.91%	0	0.00%	0	0.00%	2,686	92.91%

Precincts			Voters		
Counted	Total	Percent	Ballots	Registered	Percent
0	233	0.00%	2,891	0	0.00%

Amendment 70 (CONSTITUTIONAL), Vote For 1

YES/FOR	72	43.37%	0	0.00%	0	0.00%	72	43.37%
NO/AGAINST	94	56.63%	0	0.00%	0	0.00%	94	56.63%

Cast Votes:	166	5.74%	0	0.00%	0	0.00%	166	5.74%
Over Votes:	39	1.35%	0	0.00%	0	0.00%	39	1.35%
Under Votes:	2,686	92.91%	0	0.00%	0	0.00%	2,686	92.91%

Precincts			Voters		
Counted	Total	Percent	Ballots	Registered	Percent
0	233	0.00%	2,891	0	0.00%

Amendment 71 (CONSTITUTIONAL), Vote For 1

YES/FOR	74	44.58%	0	0.00%	0	0.00%	74	44.58%
NO/AGAINST	92	55.42%	0	0.00%	0	0.00%	92	55.42%

Cast Votes:	166	5.74%	0	0.00%	0	0.00%	166	5.74%
Over Votes:	39	1.35%	0	0.00%	0	0.00%	39	1.35%
Under Votes:	2,686	92.91%	0	0.00%	0	0.00%	2,686	92.91%

Precincts			Voters		
Counted	Total	Percent	Ballots	Registered	Percent
0	233	0.00%	2,891	0	0.00%

2016 General LAT Optimal Settings Test

Cumulative Report — Official

Boulder County, Colorado — 2016 Boulder County General Election — November 08, 2016

Page 14 of 22

10/19/2016 02:43 PM

Total Number of Voters : 2,906 of 0 = 0.00%

Precincts Reporting 0 of 234 = 0.00%

Party	Candidate	Absentee	Early	Election	Total
-------	-----------	----------	-------	----------	-------

Amendment 72 (CONSTITUTIONAL), Vote For 1

YES/FOR	60	36.36%	0	0.00%	0	0.00%	60	36.36%
NO/AGAINST	105	63.64%	0	0.00%	0	0.00%	105	63.64%

Cast Votes:	165	5.71%	0	0.00%	0	0.00%	165	5.71%
--------------------	-----	-------	---	-------	---	-------	-----	-------

Over Votes:	40	1.38%	0	0.00%	0	0.00%	40	1.38%
--------------------	----	-------	---	-------	---	-------	----	-------

Under Votes:	2,686	92.91%	0	0.00%	0	0.00%	2,686	92.91%
---------------------	-------	--------	---	-------	---	-------	-------	--------

Precincts			Voters		
Counted	Total	Percent	Ballots	Registered	Percent
0	233	0.00%	2,891	0	0.00%

Proposition 106 (STATUTORY), Vote For 1

YES/FOR	71	43.29%	0	0.00%	0	0.00%	71	43.29%
NO/AGAINST	93	56.71%	0	0.00%	0	0.00%	93	56.71%

Cast Votes:	164	5.67%	0	0.00%	0	0.00%	164	5.67%
--------------------	-----	-------	---	-------	---	-------	-----	-------

Over Votes:	40	1.38%	0	0.00%	0	0.00%	40	1.38%
--------------------	----	-------	---	-------	---	-------	----	-------

Under Votes:	2,687	92.94%	0	0.00%	0	0.00%	2,687	92.94%
---------------------	-------	--------	---	-------	---	-------	-------	--------

Precincts			Voters		
Counted	Total	Percent	Ballots	Registered	Percent
0	233	0.00%	2,891	0	0.00%

Proposition 107 (STATUTORY), Vote For 1

YES/FOR	56	33.94%	0	0.00%	0	0.00%	56	33.94%
NO/AGAINST	109	66.06%	0	0.00%	0	0.00%	109	66.06%

Cast Votes:	165	5.71%	0	0.00%	0	0.00%	165	5.71%
--------------------	-----	-------	---	-------	---	-------	-----	-------

Over Votes:	40	1.38%	0	0.00%	0	0.00%	40	1.38%
--------------------	----	-------	---	-------	---	-------	----	-------

Under Votes:	2,686	92.91%	0	0.00%	0	0.00%	2,686	92.91%
---------------------	-------	--------	---	-------	---	-------	-------	--------

Precincts			Voters		
Counted	Total	Percent	Ballots	Registered	Percent
0	233	0.00%	2,891	0	0.00%

2016 General LAT Optimal Settings Test

Cumulative Report — Official

Boulder County, Colorado — 2016 Boulder County General Election — November 08, 2016

Page 15 of 22

10/19/2016 02:43 PM

Total Number of Voters : 2,906 of 0 = 0.00%

Precincts Reporting 0 of 234 = 0.00%

Party	Candidate	Absentee	Early	Election	Total
-------	-----------	----------	-------	----------	-------

Proposition 108 (STATUTORY), Vote For 1

YES/FOR	61	36.75%	0	0.00%	0	0.00%	61	36.75%
NO/AGAINST	105	63.25%	0	0.00%	0	0.00%	105	63.25%

Cast Votes:	166	5.74%	0	0.00%	0	0.00%	166	5.74%
Over Votes:	39	1.35%	0	0.00%	0	0.00%	39	1.35%
Under Votes:	2,686	92.91%	0	0.00%	0	0.00%	2,686	92.91%

Precincts			Voters		
Counted	Total	Percent	Ballots	Registered	Percent
0	233	0.00%	2,891	0	0.00%

COUNTY ISSUE 1A (Road and Bridge Mill Levy Increase):, Vote For 1

YES/FOR	71	43.29%	0	0.00%	0	0.00%	71	43.29%
NO/AGAINST	93	56.71%	0	0.00%	0	0.00%	93	56.71%

Cast Votes:	164	5.67%	0	0.00%	0	0.00%	164	5.67%
Over Votes:	41	1.42%	0	0.00%	0	0.00%	41	1.42%
Under Votes:	2,686	92.91%	0	0.00%	0	0.00%	2,686	92.91%

Precincts			Voters		
Counted	Total	Percent	Ballots	Registered	Percent
0	233	0.00%	2,891	0	0.00%

COUNTY ISSUE 1B (Countywide Open Space Sales and Use Tax Bond Authorization and Tax Extension):, Vote For 1

YES/FOR	65	39.63%	0	0.00%	0	0.00%	65	39.63%
NO/AGAINST	99	60.37%	0	0.00%	0	0.00%	99	60.37%

Cast Votes:	164	5.67%	0	0.00%	0	0.00%	164	5.67%
Over Votes:	39	1.35%	0	0.00%	0	0.00%	39	1.35%
Under Votes:	2,688	92.98%	0	0.00%	0	0.00%	2,688	92.98%

Precincts			Voters		
Counted	Total	Percent	Ballots	Registered	Percent
0	233	0.00%	2,891	0	0.00%

2016 General LAT Optimal Settings Test
Cumulative Report — Official
Boulder County, Colorado — 2016 Boulder County General Election — November 08, 2016

Page 16 of 22

10/19/2016 02:43 PM

Total Number of Voters : 2,906 of 0 = 0.00%

Precincts Reporting 0 of 234 = 0.00%

Party	Candidate	Absentee	Early	Election	Total
-------	-----------	----------	-------	----------	-------

COUNTY ISSUE 1C (Countywide Sustainability Sales and Use Tax Extension);, Vote For 1

YES/FOR	73	44.79%	0	0.00%	0	0.00%	73	44.79%
NO/AGAINST	90	55.21%	0	0.00%	0	0.00%	90	55.21%

Cast Votes:	163	5.64%	0	0.00%	0	0.00%	163	5.64%
--------------------	-----	-------	---	-------	---	-------	-----	-------

Over Votes:	39	1.35%	0	0.00%	0	0.00%	39	1.35%
Under Votes:	2,689	93.01%	0	0.00%	0	0.00%	2,689	93.01%

Precincts			Voters		
Counted	Total	Percent	Ballots	Registered	Percent
0	233	0.00%	2,891	0	0.00%

County Question 1D (District Attorney Term Limit Extension to Four Terms);, Vote For 1

YES/FOR	68	41.72%	0	0.00%	0	0.00%	68	41.72%
NO/AGAINST	95	58.28%	0	0.00%	0	0.00%	95	58.28%

Cast Votes:	163	5.64%	0	0.00%	0	0.00%	163	5.64%
--------------------	-----	-------	---	-------	---	-------	-----	-------

Over Votes:	39	1.35%	0	0.00%	0	0.00%	39	1.35%
Under Votes:	2,689	93.01%	0	0.00%	0	0.00%	2,689	93.01%

Precincts			Voters		
Counted	Total	Percent	Ballots	Registered	Percent
0	233	0.00%	2,891	0	0.00%

CITY OF BOULDER BALLOT ISSUE 2H SUGAR SWEETENED BEVERAGE PRODUCT DISTRIBUTION TAX, Vote For 1

FOR THE MEASURE	4	30.77%	0	0.00%	0	0.00%	4	30.77%
AGAINST THE MEASURE	9	69.23%	0	0.00%	0	0.00%	9	69.23%

Cast Votes:	13	5.12%	0	0.00%	0	0.00%	13	5.12%
--------------------	----	-------	---	-------	---	-------	----	-------

Over Votes:	3	1.18%	0	0.00%	0	0.00%	3	1.18%
Under Votes:	238	93.70%	0	0.00%	0	0.00%	238	93.70%

Precincts			Voters		
Counted	Total	Percent	Ballots	Registered	Percent
0	87	0.00%	254	0	0.00%

2016 General LAT Optimal Settings Test

Cumulative Report — Official

Boulder County, Colorado — 2016 Boulder County General Election — November 08, 2016

Page 17 of 22

10/19/2016 02:43 PM

Total Number of Voters : 2,906 of 0 = 0.00%

Precincts Reporting 0 of 234 = 0.00%

Party	Candidate	Absentee	Early	Election	Total
-------	-----------	----------	-------	----------	-------

City of Boulder Ballot Question 2I Clarify and Amend Blue Line, Water Not Supplied West of Line, Vote For 1

For the Measure	6	42.86%	0	0.00%	0	0.00%	6	42.86%
Against the Measure	8	57.14%	0	0.00%	0	0.00%	8	57.14%

Cast Votes:	14	5.51%	0	0.00%	0	0.00%	14	5.51%
-------------	----	-------	---	-------	---	-------	----	-------

Over Votes:	3	1.18%	0	0.00%	0	0.00%	3	1.18%
-------------	---	-------	---	-------	---	-------	---	-------

Under Votes:	237	93.31%	0	0.00%	0	0.00%	237	93.31%
--------------	-----	--------	---	-------	---	-------	-----	--------

Precincts			Voters		
Counted	Total	Percent	Ballots	Registered	Percent
0	87	0.00%	254	0	0.00%

City of Boulder Ballot Question 2J Provide Insurance Benefits for Council Members, Vote For 1

For the Measure	5	35.71%	0	0.00%	0	0.00%	5	35.71%
Against the Measure	9	64.29%	0	0.00%	0	0.00%	9	64.29%

Cast Votes:	14	5.51%	0	0.00%	0	0.00%	14	5.51%
-------------	----	-------	---	-------	---	-------	----	-------

Over Votes:	3	1.18%	0	0.00%	0	0.00%	3	1.18%
-------------	---	-------	---	-------	---	-------	---	-------

Under Votes:	237	93.31%	0	0.00%	0	0.00%	237	93.31%
--------------	-----	--------	---	-------	---	-------	-----	--------

Precincts			Voters		
Counted	Total	Percent	Ballots	Registered	Percent
0	87	0.00%	254	0	0.00%

City of Boulder Ballot Question 302 Qualifications of Council Members, Vote For 1

For the Measure	7	50.00%	0	0.00%	0	0.00%	7	50.00%
Against the Measure	7	50.00%	0	0.00%	0	0.00%	7	50.00%

Cast Votes:	14	5.51%	0	0.00%	0	0.00%	14	5.51%
-------------	----	-------	---	-------	---	-------	----	-------

Over Votes:	3	1.18%	0	0.00%	0	0.00%	3	1.18%
-------------	---	-------	---	-------	---	-------	---	-------

Under Votes:	237	93.31%	0	0.00%	0	0.00%	237	93.31%
--------------	-----	--------	---	-------	---	-------	-----	--------

Precincts			Voters		
Counted	Total	Percent	Ballots	Registered	Percent
0	87	0.00%	254	0	0.00%

2016 General LAT Optimal Settings Test

Cumulative Report — Official

Boulder County, Colorado — 2016 Boulder County General Election — November 08, 2016

Page 18 of 22

10/19/2016 02:43 PM

Total Number of Voters : 2,906 of 0 = 0.00%

Precincts Reporting 0 of 234 = 0.00%

Party	Candidate	Absentee	Early	Election	Total
-------	-----------	----------	-------	----------	-------

CITY OF LAFAYETTE BALLOT ISSUE NO. 2C CITY OF LAFAYETTE COMMUNITY BUS PASS PROGRAM LEVY, Vote For 1

YES/FOR	2	40.00%	0	0.00%	0	0.00%	2	40.00%
NO/AGAINST	3	60.00%	0	0.00%	0	0.00%	3	60.00%

Cast Votes:	5	6.76%	0	0.00%	0	0.00%	5	6.76%
Over Votes:	1	1.35%	0	0.00%	0	0.00%	1	1.35%
Under Votes:	68	91.89%	0	0.00%	0	0.00%	68	91.89%

Precincts			Voters		
Counted	Total	Percent	Ballots	Registered	Percent
0	17	0.00%	74	0	0.00%

CITY OF LAFAYETTE BALLOT ISSUE NO. 2D CITY OF LAFAYETTE STORAGE TAX, Vote For 1

YES/FOR	1	20.00%	0	0.00%	0	0.00%	1	20.00%
NO/AGAINST	4	80.00%	0	0.00%	0	0.00%	4	80.00%

Cast Votes:	5	6.76%	0	0.00%	0	0.00%	5	6.76%
Over Votes:	1	1.35%	0	0.00%	0	0.00%	1	1.35%
Under Votes:	68	91.89%	0	0.00%	0	0.00%	68	91.89%

Precincts			Voters		
Counted	Total	Percent	Ballots	Registered	Percent
0	17	0.00%	74	0	0.00%

City Of Lafayette Ballot Question No. 2E Authorizing The Provision Of Telecommunication Services, Vote For 1

YES/FOR	1	20.00%	0	0.00%	0	0.00%	1	20.00%
NO/AGAINST	4	80.00%	0	0.00%	0	0.00%	4	80.00%

Cast Votes:	5	6.76%	0	0.00%	0	0.00%	5	6.76%
Over Votes:	1	1.35%	0	0.00%	0	0.00%	1	1.35%
Under Votes:	68	91.89%	0	0.00%	0	0.00%	68	91.89%

Precincts			Voters		
Counted	Total	Percent	Ballots	Registered	Percent
0	17	0.00%	74	0	0.00%

2016 General LAT Optimal Settings Test

Cumulative Report — Official

Boulder County, Colorado — 2016 Boulder County General Election — November 08, 2016

Page 19 of 22

10/19/2016 02:43 PM

Total Number of Voters : 2,906 of 0 = 0.00%

Precincts Reporting 0 of 234 = 0.00%

Party	Candidate	Absentee	Early	Election	Total
-------	-----------	----------	-------	----------	-------

City Of Lafayette Ballot Question No. 2F Charter Amendment Boards And Commissions Qualifications, Vote For 1

YES/FOR	2	40.00%	0	0.00%	0	0.00%	2	40.00%
NO/AGAINST	3	60.00%	0	0.00%	0	0.00%	3	60.00%

Cast Votes:	5	6.76%	0	0.00%	0	0.00%	5	6.76%
-------------	---	-------	---	-------	---	-------	---	-------

Over Votes:	1	1.35%	0	0.00%	0	0.00%	1	1.35%
-------------	---	-------	---	-------	---	-------	---	-------

Under Votes:	68	91.89%	0	0.00%	0	0.00%	68	91.89%
--------------	----	--------	---	-------	---	-------	----	--------

Precincts			Voters		
Counted	Total	Percent	Ballots	Registered	Percent
0	17	0.00%	74	0	0.00%

CITY OF LOUISVILLE BALLOT ISSUE 2A, Vote For 1

YES/FOR	2	40.00%	0	0.00%	0	0.00%	2	40.00%
NO/AGAINST	3	60.00%	0	0.00%	0	0.00%	3	60.00%

Cast Votes:	5	6.76%	0	0.00%	0	0.00%	5	6.76%
-------------	---	-------	---	-------	---	-------	---	-------

Over Votes:	1	1.35%	0	0.00%	0	0.00%	1	1.35%
-------------	---	-------	---	-------	---	-------	---	-------

Under Votes:	68	91.89%	0	0.00%	0	0.00%	68	91.89%
--------------	----	--------	---	-------	---	-------	----	--------

Precincts			Voters		
Counted	Total	Percent	Ballots	Registered	Percent
0	15	0.00%	74	0	0.00%

CITY OF LOUISVILLE BALLOT ISSUE 2B, Vote For 1

YES/FOR	2	40.00%	0	0.00%	0	0.00%	2	40.00%
NO/AGAINST	3	60.00%	0	0.00%	0	0.00%	3	60.00%

Cast Votes:	5	6.76%	0	0.00%	0	0.00%	5	6.76%
-------------	---	-------	---	-------	---	-------	---	-------

Over Votes:	1	1.35%	0	0.00%	0	0.00%	1	1.35%
-------------	---	-------	---	-------	---	-------	---	-------

Under Votes:	68	91.89%	0	0.00%	0	0.00%	68	91.89%
--------------	----	--------	---	-------	---	-------	----	--------

Precincts			Voters		
Counted	Total	Percent	Ballots	Registered	Percent
0	15	0.00%	74	0	0.00%

2016 General LAT Optimal Settings Test

Cumulative Report — Official

Boulder County, Colorado — 2016 Boulder County General Election — November 08, 2016

Page 20 of 22

10/19/2016 02:43 PM

Total Number of Voters : 2,906 of 0 = 0.00%

Precincts Reporting 0 of 234 = 0.00%

Party	Candidate	Absentee	Early	Election	Total
-------	-----------	----------	-------	----------	-------

Town of Superior Ballot Question 2G Authorizing Municipal Broadband Services, Vote For 1

YES/FOR	2	50.00%	0	0.00%	0	0.00%	2	50.00%
NO/AGAINST	2	50.00%	0	0.00%	0	0.00%	2	50.00%

Cast Votes:	4	5.41%	0	0.00%	0	0.00%	4	5.41%
Over Votes:	1	1.35%	0	0.00%	0	0.00%	1	1.35%
Under Votes:	69	93.24%	0	0.00%	0	0.00%	69	93.24%

Precincts			Voters		
Counted	Total	Percent	Ballots	Registered	Percent
0	8	0.00%	74	0	0.00%

BOULDER VALLEY SCHOOL DISTRICT BALLOT ISSUE 3A:, Vote For 1

YES/FOR	32	40.51%	0	0.00%	0	0.00%	32	40.51%
NO/AGAINST	47	59.49%	0	0.00%	0	0.00%	47	59.49%

Cast Votes:	79	5.83%	0	0.00%	0	0.00%	79	5.83%
Over Votes:	18	1.33%	0	0.00%	0	0.00%	18	1.33%
Under Votes:	1,258	92.84%	0	0.00%	0	0.00%	1,258	92.84%

Precincts			Voters		
Counted	Total	Percent	Ballots	Registered	Percent
0	159	0.00%	1,355	0	0.00%

ST. VRAIN VALLEY SCHOOL DISTRICT NO. RE-1J BALLOT ISSUE NO. 3A, Vote For 1

YES/FOR	28	43.08%	0	0.00%	0	0.00%	28	43.08%
NO/AGAINST	37	56.92%	0	0.00%	0	0.00%	37	56.92%

Cast Votes:	65	5.55%	0	0.00%	0	0.00%	65	5.55%
Over Votes:	16	1.37%	0	0.00%	0	0.00%	16	1.37%
Under Votes:	1,090	93.08%	0	0.00%	0	0.00%	1,090	93.08%

Precincts			Voters		
Counted	Total	Percent	Ballots	Registered	Percent
0	81	0.00%	1,171	0	0.00%

2016 General LAT Optimal Settings Test
Cumulative Report — Official
Boulder County, Colorado — 2016 Boulder County General Election — November 08, 2016

Page 21 of 22

10/19/2016 02:43 PM

Total Number of Voters : 2,906 of 0 = 0.00%

Precincts Reporting 0 of 234 = 0.00%

Party	Candidate	Absentee	Early	Election	Total
-------	-----------	----------	-------	----------	-------

THOMPSON SCHOOL DISTRICT R2-J BALLOT ISSUE NO. 3D, Vote For 1

YES/FOR	2	25.00%	0	0.00%	0	0.00%	2	25.00%
NO/AGAINST	6	75.00%	0	0.00%	0	0.00%	6	75.00%

Cast Votes:	8	5.44%	0	0.00%	0	0.00%	8	5.44%
Over Votes:	2	1.36%	0	0.00%	0	0.00%	2	1.36%
Under Votes:	137	93.20%	0	0.00%	0	0.00%	137	93.20%

Precincts			Voters		
Counted	Total	Percent	Ballots	Registered	Percent
0	2	0.00%	147	0	0.00%

THOMPSON SCHOOL DISTRICT R2-J BALLOT ISSUE NO. 3E, Vote For 1

YES/FOR	4	50.00%	0	0.00%	0	0.00%	4	50.00%
NO/AGAINST	4	50.00%	0	0.00%	0	0.00%	4	50.00%

Cast Votes:	8	5.44%	0	0.00%	0	0.00%	8	5.44%
Over Votes:	2	1.36%	0	0.00%	0	0.00%	2	1.36%
Under Votes:	137	93.20%	0	0.00%	0	0.00%	137	93.20%

Precincts			Voters		
Counted	Total	Percent	Ballots	Registered	Percent
0	2	0.00%	147	0	0.00%

ST. VRAIN & LEFT HAND WATER CONSERVANCY DISTRICT BALLOT ISSUE NO. 4A:, Vote For 1

YES/FOR	28	40.58%	0	0.00%	0	0.00%	28	40.58%
NO/AGAINST	41	59.42%	0	0.00%	0	0.00%	41	59.42%

Cast Votes:	69	5.84%	0	0.00%	0	0.00%	69	5.84%
Over Votes:	18	1.52%	0	0.00%	0	0.00%	18	1.52%
Under Votes:	1,094	92.63%	0	0.00%	0	0.00%	1,094	92.63%

Precincts			Voters		
Counted	Total	Percent	Ballots	Registered	Percent
0	81	0.00%	1,181	0	0.00%

2016 General LAT Optimal Settings Test
Cumulative Report — Official
Boulder County, Colorado — 2016 Boulder County General Election — November 08, 2016

Page 22 of 22

10/19/2016 02:43 PM

Total Number of Voters : 2,906 of 0 = 0.00%

Precincts Reporting 0 of 234 = 0.00%

Party	Candidate	Absentee	Early	Election	Total
-------	-----------	----------	-------	----------	-------

The Denver Metropolitan Scientific and Cultural Facilities District ("SCFD") Ballot Issue 4B, Vote For 1

YES/FOR	70	43.21%	0	0.00%	0	0.00%	70	43.21%
NO/AGAINST	92	56.79%	0	0.00%	0	0.00%	92	56.79%

Cast Votes:	162	5.60%	0	0.00%	0	0.00%	162	5.60%
--------------------	-----	-------	---	-------	---	-------	-----	-------

Over Votes:	39	1.35%	0	0.00%	0	0.00%	39	1.35%
Under Votes:	2,690	93.05%	0	0.00%	0	0.00%	2,690	93.05%

Precincts			Voters		
Counted	Total	Percent	Ballots	Registered	Percent
0	233	0.00%	2,891	0	0.00%

KNOLLWOOD METROPOLITAN DISTRICT BALLOT ISSUE 5A, Vote For 1

YES/FOR	3	30.00%	0	0.00%	0	0.00%	3	30.00%
NO/AGAINST	7	70.00%	0	0.00%	0	0.00%	7	70.00%

Cast Votes:	10	11.90%	0	0.00%	0	0.00%	10	11.90%
--------------------	----	--------	---	-------	---	-------	----	--------

Over Votes:	3	3.57%	0	0.00%	0	0.00%	3	3.57%
Under Votes:	71	84.52%	0	0.00%	0	0.00%	71	84.52%

Precincts			Voters		
Counted	Total	Percent	Ballots	Registered	Percent
0	2	0.00%	84	0	0.00%

2016 General LAT Optimal Settings Test

Cumulative Report — Official

Boulder County, Colorado — 2016 Boulder County General Election — November 08, 2016

Page 1 of 22

10/20/2016 09:54 AM

Total Number of Voters : 2,906 of 0 = 0.00%

Precincts Reporting 0 of 234 = 0.00%

Party	Candidate	Absentee		Early		Election		Total		
Presidential Electors, Vote For 1										
DEM	Hillary Clinton / Tim Kaine	59	2.12%	0	0.00%	0	0.00%	59	2.12%	
REP	Donald J. Trump / Michael R. Pence	88	3.17%	0	0.00%	0	0.00%	88	3.17%	
ACN	Darrell L. Castle / Scott N. Bradley	118	4.25%	0	0.00%	0	0.00%	118	4.25%	
LBR	Gary Johnson / Bill Weld	158	5.69%	0	0.00%	0	0.00%	158	5.69%	
GRN	Jill Stein / Ajamu Baraka	41	1.48%	0	0.00%	0	0.00%	41	1.48%	
	Frank Atwood / Blake Huber Approval Voting	79	2.84%	0	0.00%	0	0.00%	79	2.84%	
	"Rocky" Roque De La Fuente / Michael Steinberg American Delta	117	4.21%	0	0.00%	0	0.00%	117	4.21%	
	James Hedges / Bill Bayes Prohibition	156	5.62%	0	0.00%	0	0.00%	156	5.62%	
	Tom Hoefling / Steve Schulin America's	39	1.40%	0	0.00%	0	0.00%	39	1.40%	
	Chris Keniston / Deacon Taylor Veterans of America	79	2.84%	0	0.00%	0	0.00%	79	2.84%	
	Alyson Kennedy / Osborne Hart Socialist Workers	119	4.29%	0	0.00%	0	0.00%	119	4.29%	
	Kyle Kenley Kopitke / Nathan R. Sorenson Independent American	158	5.69%	0	0.00%	0	0.00%	158	5.69%	
	Laurence Kotlikoff / Edward Leamer Kotlikoff for President	39	1.40%	0	0.00%	0	0.00%	39	1.40%	
	Gloria Estela La Riva / Dennis J. Banks Socialism and Liberation	78	2.81%	0	0.00%	0	0.00%	78	2.81%	
	Bradford Lyttle / Hannah Walsh Nonviolent Resistance/Pacifist	117	4.21%	0	0.00%	0	0.00%	117	4.21%	
	Joseph Allen Maldonado / Douglas K. Terranova Independent People	156	5.62%	0	0.00%	0	0.00%	156	5.62%	
	Michael A. Maturen / Juan Munoz American Solidarity	39	1.40%	0	0.00%	0	0.00%	39	1.40%	
	UAF	Evan McMullin / Nathan Johnson	79	2.84%	0	0.00%	0	0.00%	79	2.84%
	UAF	Ryan Alan Scott / Bruce Kendall Barnard	117	4.21%	0	0.00%	0	0.00%	117	4.21%
		Rod Silva / Richard C. Silva Nutrition	156	5.62%	0	0.00%	0	0.00%	156	5.62%
	UAF	Mike Smith / Daniel White	39	1.40%	0	0.00%	0	0.00%	39	1.40%
Emidio Soltysik / Angela Nicole Walker Socialist USA		79	2.84%	0	0.00%	0	0.00%	79	2.84%	
Unresolved Write-Ins		0	0.00%	0	0.00%	0	0.00%	0	0.00%	
Rejected Write-Ins		667	24.02%	0	0.00%	0	0.00%	667	24.02%	
Cast Votes:		2,777	96.06%	0	0.00%	0	0.00%	2,777	96.06%	
Over Votes:		41	1.42%	0	0.00%	0	0.00%	41	1.42%	
Under Votes:		73	2.53%	0	0.00%	0	0.00%	73	2.53%	

Precincts			Voters		
Counted	Total	Percent	Ballots	Registered	Percent
0	233	0.00%	2,891	0	0.00%

David Brown 10-20-2016
Paul H. Geissler 10/20/16

2016 General LAT Optimal Settings Test

Cumulative Report — Official

Boulder County, Colorado — 2016 Boulder County General Election — November 08, 2016

Page 2 of 22

10/20/2016 09:54 AM

Total Number of Voters : 2,906 of 0 = 0.00%

Precincts Reporting 0 of 234 = 0.00%

Party	Candidate	Absentee	Early	Election	Total
-------	-----------	----------	-------	----------	-------

United States Senator, Vote For 1

DEM	Michael Bennet	64	7.72%	0	0.00%	0	0.00%	64	7.72%
REP	Darryl Glenn	85	10.25%	0	0.00%	0	0.00%	85	10.25%
LBR	Lily Tang Williams	119	14.35%	0	0.00%	0	0.00%	119	14.35%
GRN	Arn Menconi	163	19.66%	0	0.00%	0	0.00%	163	19.66%
UNI	Bill Hammons	39	4.70%	0	0.00%	0	0.00%	39	4.70%
UAF	Dan Chapin	81	9.77%	0	0.00%	0	0.00%	81	9.77%
UAF	Paul Noel Fiorino	119	14.35%	0	0.00%	0	0.00%	119	14.35%
	Unresolved Write-Ins	0	0.00%	0	0.00%	0	0.00%	0	0.00%
	Rejected Write-Ins	159	19.18%	0	0.00%	0	0.00%	159	19.18%

Cast Votes:	829	28.68%	0	0.00%	0	0.00%	829	28.68%
Over Votes:	39	1.35%	0	0.00%	0	0.00%	39	1.35%
Under Votes:	2,023	69.98%	0	0.00%	0	0.00%	2,023	69.98%

Precincts			Voters		
Counted	Total	Percent	Ballots	Registered	Percent
0	233	0.00%	2,891	0	0.00%

Representative to the 115th United States Congress - District 2, Vote For 1

DEM	Jared Polis	56	23.63%	0	0.00%	0	0.00%	56	23.63%
REP	Nicholas Morse	75	31.65%	0	0.00%	0	0.00%	75	31.65%
LBR	Richard Longstreth	106	44.73%	0	0.00%	0	0.00%	106	44.73%

Cast Votes:	237	9.68%	0	0.00%	0	0.00%	237	9.68%
Over Votes:	33	1.35%	0	0.00%	0	0.00%	33	1.35%
Under Votes:	2,179	88.98%	0	0.00%	0	0.00%	2,179	88.98%

Precincts			Voters		
Counted	Total	Percent	Ballots	Registered	Percent
0	175	0.00%	2,449	0	0.00%

2016 General LAT Optimal Settings Test

Cumulative Report — Official

Boulder County, Colorado — 2016 Boulder County General Election — November 08, 2016

Page 3 of 22

10/20/2016 09:54 AM

Total Number of Voters : 2,906 of 0 = 0.00%

Precincts Reporting 0 of 234 = 0.00%

Party	Candidate	Absentee	Early	Election	Total
-------	-----------	----------	-------	----------	-------

Representative to the 115th United States Congress - District 4, Vote For 1

DEM	Bob Seay	11	15.94%	0	0.00%	0	0.00%	11	15.94%
REP	Ken Buck	14	20.29%	0	0.00%	0	0.00%	14	20.29%
LBR	Bruce Griffith	19	27.54%	0	0.00%	0	0.00%	19	27.54%
	Unresolved Write-Ins	0	0.00%	0	0.00%	0	0.00%	0	0.00%
	Rejected Write-Ins	25	36.23%	0	0.00%	0	0.00%	25	36.23%
Cast Votes:		69	15.61%	0	0.00%	0	0.00%	69	15.61%
Over Votes:		6	1.36%	0	0.00%	0	0.00%	6	1.36%
Under Votes:		367	83.03%	0	0.00%	0	0.00%	367	83.03%

Precincts			Voters		
Counted	Total	Percent	Ballots	Registered	Percent
0	58	0.00%	442	0	0.00%

Regent of the University of Colorado - At Large, Vote For 1

DEM	Alice Madden	70	43.21%	0	0.00%	0	0.00%	70	43.21%
REP	Heidi Ganahl	92	56.79%	0	0.00%	0	0.00%	92	56.79%
Cast Votes:		162	5.60%	0	0.00%	0	0.00%	162	5.60%
Over Votes:		39	1.35%	0	0.00%	0	0.00%	39	1.35%
Under Votes:		2,690	93.05%	0	0.00%	0	0.00%	2,690	93.05%

Precincts			Voters		
Counted	Total	Percent	Ballots	Registered	Percent
0	233	0.00%	2,891	0	0.00%

Regent of the University of Colorado - Congressional District 4, Vote For 1

REP	Suzanne M. Sharkey	10	37.04%	0	0.00%	0	0.00%	10	37.04%
DEM	Bob Owens	17	62.96%	0	0.00%	0	0.00%	17	62.96%
Cast Votes:		27	6.11%	0	0.00%	0	0.00%	27	6.11%
Over Votes:		6	1.36%	0	0.00%	0	0.00%	6	1.36%
Under Votes:		409	92.53%	0	0.00%	0	0.00%	409	92.53%

Precincts			Voters		
Counted	Total	Percent	Ballots	Registered	Percent
0	58	0.00%	442	0	0.00%

2016 General LAT Optimal Settings Test
Cumulative Report — Official
Boulder County, Colorado — 2016 Boulder County General Election — November 08, 2016

Page 4 of 22

10/20/2016 09:54 AM

Total Number of Voters : 2,906 of 0 = 0.00%

Precincts Reporting 0 of 234 = 0.00%

Party	Candidate	Absentee	Early	Election	Total
-------	-----------	----------	-------	----------	-------

State Senator - District 17, Vote For 1

DEM	Matt Jones	22	100.00%	0	0.00%	0	0.00%	22	100.00%
Cast Votes:		22	2.72%	0	0.00%	0	0.00%	22	2.72%
Over Votes:		0	0.00%	0	0.00%	0	0.00%	0	0.00%
Under Votes:		786	97.28%	0	0.00%	0	0.00%	786	97.28%

Precincts			Voters		
Counted	Total	Percent	Ballots	Registered	Percent
0	94	0.00%	808	0	0.00%

State Senator - District 18, Vote For 1

DEM	Stephen Fenberg	39	39.00%	0	0.00%	0	0.00%	39	39.00%
REP	M. Peter Spraitz	61	61.00%	0	0.00%	0	0.00%	61	61.00%
Cast Votes:		100	5.37%	0	0.00%	0	0.00%	100	5.37%
Over Votes:		26	1.40%	0	0.00%	0	0.00%	26	1.40%
Under Votes:		1,737	93.24%	0	0.00%	0	0.00%	1,737	93.24%

Precincts			Voters		
Counted	Total	Percent	Ballots	Registered	Percent
0	128	0.00%	1,863	0	0.00%

State Representative - District 10, Vote For 1

DEM	Edie Hooton	9	100.00%	0	0.00%	0	0.00%	9	100.00%
Cast Votes:		9	2.25%	0	0.00%	0	0.00%	9	2.25%
Over Votes:		0	0.00%	0	0.00%	0	0.00%	0	0.00%
Under Votes:		391	97.75%	0	0.00%	0	0.00%	391	97.75%

Precincts			Voters		
Counted	Total	Percent	Ballots	Registered	Percent
0	59	0.00%	400	0	0.00%

2016 General LAT Optimal Settings Test

Cumulative Report — Official

Boulder County, Colorado — 2016 Boulder County General Election — November 08, 2016

Page 5 of 22

10/20/2016 09:54 AM

Total Number of Voters : 2,906 of 0 = 0.00%

Precincts Reporting 0 of 234 = 0.00%

Party	Candidate	Absentee	Early	Election	Total
-------	-----------	----------	-------	----------	-------

State Representative - District 11, Vote For 1

DEM	Jonathan Singer	21	42.00%	0	0.00%	0	0.00%	21	42.00%
REP	Corey Piper	29	58.00%	0	0.00%	0	0.00%	29	58.00%

Cast Votes: 50 5.69% 0 0.00% 0 0.00% 50 5.69%

Over Votes: 12 1.37% 0 0.00% 0 0.00% 12 1.37%

Under Votes: 817 92.95% 0 0.00% 0 0.00% 817 92.95%

Precincts			Voters		
Counted	Total	Percent	Ballots	Registered	Percent
0	57	0.00%	879	0	0.00%

State Representative - District 12, Vote For 1

REP	Bob Dillon	18	39.13%	0	0.00%	0	0.00%	18	39.13%
DEM	Mike Foote	28	60.87%	0	0.00%	0	0.00%	28	60.87%

Cast Votes: 46 5.71% 0 0.00% 0 0.00% 46 5.71%

Over Votes: 11 1.36% 0 0.00% 0 0.00% 11 1.36%

Under Votes: 749 92.93% 0 0.00% 0 0.00% 749 92.93%

Precincts			Voters		
Counted	Total	Percent	Ballots	Registered	Percent
0	55	0.00%	806	0	0.00%

State Representative - District 13, Vote For 1

DEM	KC Becker	12	100.00%	0	0.00%	0	0.00%	12	100.00%
-----	-----------	----	---------	---	-------	---	-------	----	---------

Cast Votes: 12 2.34% 0 0.00% 0 0.00% 12 2.34%

Over Votes: 0 0.00% 0 0.00% 0 0.00% 0 0.00%

Under Votes: 501 97.66% 0 0.00% 0 0.00% 501 97.66%

Precincts			Voters		
Counted	Total	Percent	Ballots	Registered	Percent
0	48	0.00%	513	0	0.00%

2016 General LAT Optimal Settings Test

Cumulative Report — Official

Boulder County, Colorado — 2016 Boulder County General Election — November 08, 2016

Page 6 of 22

10/20/2016 09:54 AM

Total Number of Voters : 2,906 of 0 = 0.00%

Precincts Reporting 0 of 234 = 0.00%

Party	Candidate	Absentee	Early	Election	Total
-------	-----------	----------	-------	----------	-------

State Representative - District 33, Vote For 1

REP	Karen Nelson	6	21.43%	0	0.00%	0	0.00%	6	21.43%
DEM	Matt Gray	10	35.71%	0	0.00%	0	0.00%	10	35.71%
LBR	Kim Tavendale	12	42.86%	0	0.00%	0	0.00%	12	42.86%

Cast Votes:	28	9.56%	0	0.00%	0	0.00%	28	9.56%
Over Votes:	4	1.37%	0	0.00%	0	0.00%	4	1.37%
Under Votes:	261	89.08%	0	0.00%	0	0.00%	261	89.08%

Precincts			Voters		
Counted	Total	Percent	Ballots	Registered	Percent
0	14	0.00%	293	0	0.00%

District Attorney - 20th Judicial District, Vote For 1

DEM	Stan Gamett	76	100.00%	0	0.00%	0	0.00%	76	100.00%
-----	-------------	----	---------	---	-------	---	-------	----	---------

Cast Votes:	76	2.63%	0	0.00%	0	0.00%	76	2.63%
Over Votes:	0	0.00%	0	0.00%	0	0.00%	0	0.00%
Under Votes:	2,815	97.37%	0	0.00%	0	0.00%	2,815	97.37%

Precincts			Voters		
Counted	Total	Percent	Ballots	Registered	Percent
0	233	0.00%	2,891	0	0.00%

Regional Transportation District Director - District I, Vote For 1

Véronique Marie Bellamy	16	18.60%	0	0.00%	0	0.00%	16	18.60%
Lee Kemp	30	34.88%	0	0.00%	0	0.00%	30	34.88%
Judy Lubow	40	46.51%	0	0.00%	0	0.00%	40	46.51%

Cast Votes:	86	9.78%	0	0.00%	0	0.00%	86	9.78%
Over Votes:	12	1.37%	0	0.00%	0	0.00%	12	1.37%
Under Votes:	781	88.85%	0	0.00%	0	0.00%	781	88.85%

Precincts			Voters		
Counted	Total	Percent	Ballots	Registered	Percent
0	74	0.00%	879	0	0.00%

2016 General LAT Optimal Settings Test
Cumulative Report — Official
Boulder County, Colorado — 2016 Boulder County General Election — November 08, 2016

Page 7 of 22

10/20/2016 09:54 AM

Total Number of Voters : 2,906 of 0 = 0.00%

Precincts Reporting 0 of 234 = 0.00%

Party	Candidate	Absentee		Early		Election		Total	
-------	-----------	----------	--	-------	--	----------	--	-------	--

County Commissioner - District 1, Vote For 1

REP	Kevin Sipple	57	35.19%	0	0.00%	0	0.00%	57	35.19%
DEM	Elise Jones	105	64.81%	0	0.00%	0	0.00%	105	64.81%
Cast Votes:		162	5.60%	0	0.00%	0	0.00%	162	5.60%
Over Votes:		40	1.38%	0	0.00%	0	0.00%	40	1.38%
Under Votes:		2,689	93.01%	0	0.00%	0	0.00%	2,689	93.01%

Precincts			Voters		
Counted	Total	Percent	Ballots	Registered	Percent
0	233	0.00%	2,891	0	0.00%

County Commissioner - District 2, Vote For 1

DEM	Deb Gardner	67	40.85%	0	0.00%	0	0.00%	67	40.85%
REP	Paul Danish	97	59.15%	0	0.00%	0	0.00%	97	59.15%
Cast Votes:		164	5.67%	0	0.00%	0	0.00%	164	5.67%
Over Votes:		39	1.35%	0	0.00%	0	0.00%	39	1.35%
Under Votes:		2,688	92.98%	0	0.00%	0	0.00%	2,688	92.98%

Precincts			Voters		
Counted	Total	Percent	Ballots	Registered	Percent
0	233	0.00%	2,891	0	0.00%

Town of Superior - Trustee (4 Year Term), Vote For 3

Kevin C. Ryan	2	10.00%	0	0.00%	0	0.00%	2	10.00%		
Jason Reese	1	5.00%	0	0.00%	0	0.00%	1	5.00%		
Sandie Hammerly	2	10.00%	0	0.00%	0	0.00%	2	10.00%		
Narayan Shrestha	2	10.00%	0	0.00%	0	0.00%	2	10.00%		
Mark Lacis	2	10.00%	0	0.00%	0	0.00%	2	10.00%		
Patricia E. Dunham	2	10.00%	0	0.00%	0	0.00%	2	10.00%		
Gladys M. Forshee	3	15.00%	0	0.00%	0	0.00%	3	15.00%		
Anthony Stewart	3	15.00%	0	0.00%	0	0.00%	3	15.00%		
Jerry Malia	3	15.00%	0	0.00%	0	0.00%	3	15.00%		
Cast Votes:			20	9.01%	0	0.00%	0	0.00%	20	9.01%
Over Votes:			2	2.70%	0	0.00%	0	0.00%	2	2.70%
Under Votes:			196	88.29%	0	0.00%	0	0.00%	196	88.29%

Precincts			Voters		
Counted	Total	Percent	Ballots	Registered	Percent
0	8	0.00%	74	0	0.00%

2016 General LAT Optimal Settings Test

Cumulative Report — Official

Boulder County, Colorado — 2016 Boulder County General Election — November 08, 2016

Page 8 of 22

10/20/2016 09:54 AM

Total Number of Voters : 2,906 of 0 = 0.00%

Precincts Reporting 0 of 234 = 0.00%

Party	Candidate	Absentee	Early	Election	Total
-------	-----------	----------	-------	----------	-------

Colorado Supreme Court Justice - William Hood, Vote For 1

YES	62	40.26%	0	0.00%	0	0.00%	62	40.26%
NO	92	59.74%	0	0.00%	0	0.00%	92	59.74%

Cast Votes:	154	5.33%	0	0.00%	0	0.00%	154	5.33%
Over Votes:	39	1.35%	0	0.00%	0	0.00%	39	1.35%
Under Votes:	2,698	93.32%	0	0.00%	0	0.00%	2,698	93.32%

Precincts			Voters		
Counted	Total	Percent	Ballots	Registered	Percent
0	233	0.00%	2,891	0	0.00%

Colorado Court of Appeals Judge - Karen M. Ashby, Vote For 1

YES	70	44.59%	0	0.00%	0	0.00%	70	44.59%
NO	87	55.41%	0	0.00%	0	0.00%	87	55.41%

Cast Votes:	157	5.43%	0	0.00%	0	0.00%	157	5.43%
Over Votes:	39	1.35%	0	0.00%	0	0.00%	39	1.35%
Under Votes:	2,695	93.22%	0	0.00%	0	0.00%	2,695	93.22%

Precincts			Voters		
Counted	Total	Percent	Ballots	Registered	Percent
0	233	0.00%	2,891	0	0.00%

Colorado Court of Appeals Judge - Michael H. Berger, Vote For 1

YES	61	40.94%	0	0.00%	0	0.00%	61	40.94%
NO	88	59.06%	0	0.00%	0	0.00%	88	59.06%

Cast Votes:	149	5.15%	0	0.00%	0	0.00%	149	5.15%
Over Votes:	39	1.35%	0	0.00%	0	0.00%	39	1.35%
Under Votes:	2,703	93.50%	0	0.00%	0	0.00%	2,703	93.50%

Precincts			Voters		
Counted	Total	Percent	Ballots	Registered	Percent
0	233	0.00%	2,891	0	0.00%

2016 General LAT Optimal Settings Test
Cumulative Report — Official
Boulder County, Colorado — 2016 Boulder County General Election — November 08, 2016

Page 9 of 22

10/20/2016 09:54 AM

Total Number of Voters : 2,906 of 0 = 0.00%

Precincts Reporting 0 of 234 = 0.00%

Party	Candidate	Absentee	Early	Election	Total
-------	-----------	----------	-------	----------	-------

Colorado Court of Appeals Judge - Steven L. Bernard, Vote For 1

YES	56	36.84%	0	0.00%	0	0.00%	56	36.84%
NO	96	63.16%	0	0.00%	0	0.00%	96	63.16%
Cast Votes:	152	5.26%	0	0.00%	0	0.00%	152	5.26%
Over Votes:	39	1.35%	0	0.00%	0	0.00%	39	1.35%
Under Votes:	2,700	93.39%	0	0.00%	0	0.00%	2,700	93.39%

Precincts			Voters		
Counted	Total	Percent	Ballots	Registered	Percent
0	233	0.00%	2,891	0	0.00%

Colorado Court of Appeals Judge - Stephanie E. Dunn, Vote For 1

YES	64	41.29%	0	0.00%	0	0.00%	64	41.29%
NO	91	58.71%	0	0.00%	0	0.00%	91	58.71%
Cast Votes:	155	5.36%	0	0.00%	0	0.00%	155	5.36%
Over Votes:	39	1.35%	0	0.00%	0	0.00%	39	1.35%
Under Votes:	2,697	93.29%	0	0.00%	0	0.00%	2,697	93.29%

Precincts			Voters		
Counted	Total	Percent	Ballots	Registered	Percent
0	233	0.00%	2,891	0	0.00%

Colorado Court of Appeals Judge - David Furman, Vote For 1

YES	55	36.18%	0	0.00%	0	0.00%	55	36.18%
NO	97	63.82%	0	0.00%	0	0.00%	97	63.82%
Cast Votes:	152	5.26%	0	0.00%	0	0.00%	152	5.26%
Over Votes:	39	1.35%	0	0.00%	0	0.00%	39	1.35%
Under Votes:	2,700	93.39%	0	0.00%	0	0.00%	2,700	93.39%

Precincts			Voters		
Counted	Total	Percent	Ballots	Registered	Percent
0	233	0.00%	2,891	0	0.00%

2016 General LAT Optimal Settings Test

Cumulative Report — Official

Boulder County, Colorado — 2016 Boulder County General Election — November 08, 2016

Page 10 of 22

10/20/2016 09:54 AM

Total Number of Voters : 2,906 of 0 = 0.00%

Precincts Reporting 0 of 234 = 0.00%

Party	Candidate	Absentee	Early	Election	Total
-------	-----------	----------	-------	----------	-------

Colorado Court of Appeals Judge - Robert D. Hawthorne, Vote For 1

YES	59	39.60%	0	0.00%	0	0.00%	59	39.60%
NO	90	60.40%	0	0.00%	0	0.00%	90	60.40%

Cast Votes:	149	5.15%	0	0.00%	0	0.00%	149	5.15%
Over Votes:	39	1.35%	0	0.00%	0	0.00%	39	1.35%
Under Votes:	2,703	93.50%	0	0.00%	0	0.00%	2,703	93.50%

Precincts			Voters		
Counted	Total	Percent	Ballots	Registered	Percent
0	233	0.00%	2,891	0	0.00%

Colorado Court of Appeals Judge - Jerry N. Jones, Vote For 1

YES	57	38.51%	0	0.00%	0	0.00%	57	38.51%
NO	91	61.49%	0	0.00%	0	0.00%	91	61.49%

Cast Votes:	148	5.12%	0	0.00%	0	0.00%	148	5.12%
Over Votes:	40	1.38%	0	0.00%	0	0.00%	40	1.38%
Under Votes:	2,703	93.50%	0	0.00%	0	0.00%	2,703	93.50%

Precincts			Voters		
Counted	Total	Percent	Ballots	Registered	Percent
0	233	0.00%	2,891	0	0.00%

Colorado Court of Appeals Judge - Anthony J. Navarro, Vote For 1

YES	67	43.23%	0	0.00%	0	0.00%	67	43.23%
NO	88	56.77%	0	0.00%	0	0.00%	88	56.77%

Cast Votes:	155	5.36%	0	0.00%	0	0.00%	155	5.36%
Over Votes:	39	1.35%	0	0.00%	0	0.00%	39	1.35%
Under Votes:	2,697	93.29%	0	0.00%	0	0.00%	2,697	93.29%

Precincts			Voters		
Counted	Total	Percent	Ballots	Registered	Percent
0	233	0.00%	2,891	0	0.00%

2016 General LAT Optimal Settings Test

Cumulative Report — Official

Boulder County, Colorado — 2016 Boulder County General Election — November 08, 2016

Page 11 of 22

10/20/2016 09:54 AM

Total Number of Voters : 2,906 of 0 = 0.00%

Precincts Reporting 0 of 234 = 0.00%

Party	Candidate	Absentee	Early	Election	Total
-------	-----------	----------	-------	----------	-------

Colorado Court of Appeals Judge - Gilbert M. Román, Vote For 1

YES	60	39.47%	0	0.00%	0	0.00%	60	39.47%
NO	92	60.53%	0	0.00%	0	0.00%	92	60.53%

Cast Votes:	152	5.26%	0	0.00%	0	0.00%	152	5.26%
-------------	-----	-------	---	-------	---	-------	-----	-------

Over Votes:	39	1.35%	0	0.00%	0	0.00%	39	1.35%
-------------	----	-------	---	-------	---	-------	----	-------

Under Votes:	2,700	93.39%	0	0.00%	0	0.00%	2,700	93.39%
--------------	-------	--------	---	-------	---	-------	-------	--------

Precincts			Voters		
Counted	Total	Percent	Ballots	Registered	Percent
0	233	0.00%	2,891	0	0.00%

Colorado Court of Appeals Judge - Diana Terry, Vote For 1

YES	69	44.23%	0	0.00%	0	0.00%	69	44.23%
NO	87	55.77%	0	0.00%	0	0.00%	87	55.77%

Cast Votes:	156	5.40%	0	0.00%	0	0.00%	156	5.40%
-------------	-----	-------	---	-------	---	-------	-----	-------

Over Votes:	39	1.35%	0	0.00%	0	0.00%	39	1.35%
-------------	----	-------	---	-------	---	-------	----	-------

Under Votes:	2,696	93.25%	0	0.00%	0	0.00%	2,696	93.25%
--------------	-------	--------	---	-------	---	-------	-------	--------

Precincts			Voters		
Counted	Total	Percent	Ballots	Registered	Percent
0	233	0.00%	2,891	0	0.00%

District Court Judge - 20th Judicial District - Andrew Hartman, Vote For 1

YES	69	43.13%	0	0.00%	0	0.00%	69	43.13%
NO	91	56.88%	0	0.00%	0	0.00%	91	56.88%

Cast Votes:	160	5.53%	0	0.00%	0	0.00%	160	5.53%
-------------	-----	-------	---	-------	---	-------	-----	-------

Over Votes:	40	1.38%	0	0.00%	0	0.00%	40	1.38%
-------------	----	-------	---	-------	---	-------	----	-------

Under Votes:	2,691	93.08%	0	0.00%	0	0.00%	2,691	93.08%
--------------	-------	--------	---	-------	---	-------	-------	--------

Precincts			Voters		
Counted	Total	Percent	Ballots	Registered	Percent
0	233	0.00%	2,891	0	0.00%

2016 General LAT Optimal Settings Test

Cumulative Report — Official

Boulder County, Colorado — 2016 Boulder County General Election — November 08, 2016

Page 12 of 22

10/20/2016 09:54 AM

Total Number of Voters : 2,906 of 0 = 0.00%

Precincts Reporting 0 of 234 = 0.00%

Party	Candidate	Absentee	Early	Election	Total
-------	-----------	----------	-------	----------	-------

District Court Judge - 20th Judicial District - Bruce Langer, Vote For 1

YES	66	43.42%	0	0.00%	0	0.00%	66	43.42%
NO	86	56.58%	0	0.00%	0	0.00%	86	56.58%

Cast Votes:	152	5.26%	0	0.00%	0	0.00%	152	5.26%
Over Votes:	39	1.35%	0	0.00%	0	0.00%	39	1.35%
Under Votes:	2,700	93.39%	0	0.00%	0	0.00%	2,700	93.39%

Precincts			Voters		
Counted	Total	Percent	Ballots	Registered	Percent
0	233	0.00%	2,891	0	0.00%

Amendment T (CONSTITUTIONAL), Vote For 1

YES/FOR	70	42.68%	0	0.00%	0	0.00%	70	42.68%
NO/AGAINST	94	57.32%	0	0.00%	0	0.00%	94	57.32%

Cast Votes:	164	5.67%	0	0.00%	0	0.00%	164	5.67%
Over Votes:	39	1.35%	0	0.00%	0	0.00%	39	1.35%
Under Votes:	2,688	92.98%	0	0.00%	0	0.00%	2,688	92.98%

Precincts			Voters		
Counted	Total	Percent	Ballots	Registered	Percent
0	233	0.00%	2,891	0	0.00%

Amendment U (CONSTITUTIONAL), Vote For 1

YES/FOR	73	44.51%	0	0.00%	0	0.00%	73	44.51%
NO/AGAINST	91	55.49%	0	0.00%	0	0.00%	91	55.49%

Cast Votes:	164	5.67%	0	0.00%	0	0.00%	164	5.67%
Over Votes:	39	1.35%	0	0.00%	0	0.00%	39	1.35%
Under Votes:	2,688	92.98%	0	0.00%	0	0.00%	2,688	92.98%

Precincts			Voters		
Counted	Total	Percent	Ballots	Registered	Percent
0	233	0.00%	2,891	0	0.00%

2016 General LAT Optimal Settings Test

Cumulative Report — Official

Boulder County, Colorado — 2016 Boulder County General Election — November 08, 2016

Page 13 of 22

10/20/2016 09:54 AM

Total Number of Voters : 2,906 of 0 = 0.00%

Precincts Reporting 0 of 234 = 0.00%

Party	Candidate	Absentee	Early	Election	Total
-------	-----------	----------	-------	----------	-------

Amendment 69 (CONSTITUTIONAL), Vote For 1

YES/FOR	68	40.96%	0	0.00%	0	0.00%	68	40.96%
NO/AGAINST	98	59.04%	0	0.00%	0	0.00%	98	59.04%

Cast Votes:	166	5.74%	0	0.00%	0	0.00%	166	5.74%
Over Votes:	39	1.35%	0	0.00%	0	0.00%	39	1.35%
Under Votes:	2,686	92.91%	0	0.00%	0	0.00%	2,686	92.91%

Precincts			Voters		
Counted	Total	Percent	Ballots	Registered	Percent
0	233	0.00%	2,891	0	0.00%

Amendment 70 (CONSTITUTIONAL), Vote For 1

YES/FOR	72	43.37%	0	0.00%	0	0.00%	72	43.37%
NO/AGAINST	94	56.63%	0	0.00%	0	0.00%	94	56.63%

Cast Votes:	166	5.74%	0	0.00%	0	0.00%	166	5.74%
Over Votes:	39	1.35%	0	0.00%	0	0.00%	39	1.35%
Under Votes:	2,686	92.91%	0	0.00%	0	0.00%	2,686	92.91%

Precincts			Voters		
Counted	Total	Percent	Ballots	Registered	Percent
0	233	0.00%	2,891	0	0.00%

Amendment 71 (CONSTITUTIONAL), Vote For 1

YES/FOR	74	44.58%	0	0.00%	0	0.00%	74	44.58%
NO/AGAINST	92	55.42%	0	0.00%	0	0.00%	92	55.42%

Cast Votes:	166	5.74%	0	0.00%	0	0.00%	166	5.74%
Over Votes:	39	1.35%	0	0.00%	0	0.00%	39	1.35%
Under Votes:	2,686	92.91%	0	0.00%	0	0.00%	2,686	92.91%

Precincts			Voters		
Counted	Total	Percent	Ballots	Registered	Percent
0	233	0.00%	2,891	0	0.00%

2016 General LAT Optimal Settings Test

Cumulative Report — Official

Boulder County, Colorado — 2016 Boulder County General Election — November 08, 2016

Page 14 of 22

10/20/2016 09:54 AM

Total Number of Voters : 2,906 of 0 = 0.00%

Precincts Reporting 0 of 234 = 0.00%

Party	Candidate	Absentee	Early	Election	Total
-------	-----------	----------	-------	----------	-------

Amendment 72 (CONSTITUTIONAL), Vote For 1

YES/FOR	60	36.36%	0	0.00%	0	0.00%	60	36.36%
NO/AGAINST	105	63.64%	0	0.00%	0	0.00%	105	63.64%

Cast Votes: 165 5.71% 0 0.00% 0 0.00% 165 5.71%

Over Votes: 40 1.38% 0 0.00% 0 0.00% 40 1.38%

Under Votes: 2,686 92.91% 0 0.00% 0 0.00% 2,686 92.91%

Precincts			Voters		
Counted	Total	Percent	Ballots	Registered	Percent
0	233	0.00%	2,891	0	0.00%

Proposition 106 (STATUTORY), Vote For 1

YES/FOR	71	43.29%	0	0.00%	0	0.00%	71	43.29%
NO/AGAINST	93	56.71%	0	0.00%	0	0.00%	93	56.71%

Cast Votes: 164 5.67% 0 0.00% 0 0.00% 164 5.67%

Over Votes: 40 1.38% 0 0.00% 0 0.00% 40 1.38%

Under Votes: 2,687 92.94% 0 0.00% 0 0.00% 2,687 92.94%

Precincts			Voters		
Counted	Total	Percent	Ballots	Registered	Percent
0	233	0.00%	2,891	0	0.00%

Proposition 107 (STATUTORY), Vote For 1

YES/FOR	56	33.94%	0	0.00%	0	0.00%	56	33.94%
NO/AGAINST	109	66.06%	0	0.00%	0	0.00%	109	66.06%

Cast Votes: 165 5.71% 0 0.00% 0 0.00% 165 5.71%

Over Votes: 40 1.38% 0 0.00% 0 0.00% 40 1.38%

Under Votes: 2,686 92.91% 0 0.00% 0 0.00% 2,686 92.91%

Precincts			Voters		
Counted	Total	Percent	Ballots	Registered	Percent
0	233	0.00%	2,891	0	0.00%

2016 General LAT Optimal Settings Test

Cumulative Report — Official

Boulder County, Colorado — 2016 Boulder County General Election — November 08, 2016

Page 15 of 22

10/20/2016 09:54 AM

Total Number of Voters : 2,906 of 0 = 0.00%

Precincts Reporting 0 of 234 = 0.00%

Party	Candidate	Absentee	Early	Election	Total
-------	-----------	----------	-------	----------	-------

Proposition 108 (STATUTORY), Vote For 1

YES/FOR	61	36.75%	0	0.00%	0	0.00%	61	36.75%
NO/AGAINST	105	63.25%	0	0.00%	0	0.00%	105	63.25%

Cast Votes:	166	5.74%	0	0.00%	0	0.00%	166	5.74%
Over Votes:	39	1.35%	0	0.00%	0	0.00%	39	1.35%
Under Votes:	2,686	92.91%	0	0.00%	0	0.00%	2,686	92.91%

Precincts			Voters		
Counted	Total	Percent	Ballots	Registered	Percent
0	233	0.00%	2,891	0	0.00%

COUNTY ISSUE 1A (Road and Bridge Mill Levy Increase):, Vote For 1

YES/FOR	71	43.29%	0	0.00%	0	0.00%	71	43.29%
NO/AGAINST	93	56.71%	0	0.00%	0	0.00%	93	56.71%

Cast Votes:	164	5.67%	0	0.00%	0	0.00%	164	5.67%
Over Votes:	41	1.42%	0	0.00%	0	0.00%	41	1.42%
Under Votes:	2,686	92.91%	0	0.00%	0	0.00%	2,686	92.91%

Precincts			Voters		
Counted	Total	Percent	Ballots	Registered	Percent
0	233	0.00%	2,891	0	0.00%

COUNTY ISSUE 1B (Countywide Open Space Sales and Use Tax Bond Authorization and Tax Extension):, Vote For 1

YES/FOR	65	39.63%	0	0.00%	0	0.00%	65	39.63%
NO/AGAINST	99	60.37%	0	0.00%	0	0.00%	99	60.37%

Cast Votes:	164	5.67%	0	0.00%	0	0.00%	164	5.67%
Over Votes:	39	1.35%	0	0.00%	0	0.00%	39	1.35%
Under Votes:	2,688	92.98%	0	0.00%	0	0.00%	2,688	92.98%

Precincts			Voters		
Counted	Total	Percent	Ballots	Registered	Percent
0	233	0.00%	2,891	0	0.00%

2016 General LAT Optimal Settings Test

Cumulative Report — Official

Boulder County, Colorado — 2016 Boulder County General Election — November 08, 2016

Page 16 of 22

10/20/2016 09:54 AM

Total Number of Voters : 2,906 of 0 = 0.00%

Precincts Reporting 0 of 234 = 0.00%

Party	Candidate	Absentee	Early	Election	Total
-------	-----------	----------	-------	----------	-------

COUNTY ISSUE 1C (Countywide Sustainability Sales and Use Tax Extension);, Vote For 1

YES/FOR	73	44.79%	0	0.00%	0	0.00%	73	44.79%
NO/AGAINST	90	55.21%	0	0.00%	0	0.00%	90	55.21%

Cast Votes:	163	5.64%	0	0.00%	0	0.00%	163	5.64%
Over Votes:	39	1.35%	0	0.00%	0	0.00%	39	1.35%
Under Votes:	2,689	93.01%	0	0.00%	0	0.00%	2,689	93.01%

Precincts			Voters		
Counted	Total	Percent	Ballots	Registered	Percent
0	233	0.00%	2,891	0	0.00%

County Question 1D (District Attorney Term Limit Extension to Four Terms);, Vote For 1

YES/FOR	68	41.72%	0	0.00%	0	0.00%	68	41.72%
NO/AGAINST	95	58.28%	0	0.00%	0	0.00%	95	58.28%

Cast Votes:	163	5.64%	0	0.00%	0	0.00%	163	5.64%
Over Votes:	39	1.35%	0	0.00%	0	0.00%	39	1.35%
Under Votes:	2,689	93.01%	0	0.00%	0	0.00%	2,689	93.01%

Precincts			Voters		
Counted	Total	Percent	Ballots	Registered	Percent
0	233	0.00%	2,891	0	0.00%

CITY OF BOULDER BALLOT ISSUE 2H SUGAR SWEETENED BEVERAGE PRODUCT DISTRIBUTION TAX, Vote For 1

FOR THE MEASURE	4	30.77%	0	0.00%	0	0.00%	4	30.77%
AGAINST THE MEASURE	9	69.23%	0	0.00%	0	0.00%	9	69.23%

Cast Votes:	13	5.12%	0	0.00%	0	0.00%	13	5.12%
Over Votes:	3	1.18%	0	0.00%	0	0.00%	3	1.18%
Under Votes:	238	93.70%	0	0.00%	0	0.00%	238	93.70%

Precincts			Voters		
Counted	Total	Percent	Ballots	Registered	Percent
0	87	0.00%	254	0	0.00%

2016 General LAT Optimal Settings Test

Cumulative Report — Official

Boulder County, Colorado — 2016 Boulder County General Election — November 08, 2016

Page 17 of 22

10/20/2016 09:54 AM

Total Number of Voters : 2,906 of 0 = 0.00%

Precincts Reporting 0 of 234 = 0.00%

Party	Candidate	Absentee	Early	Election	Total
-------	-----------	----------	-------	----------	-------

City of Boulder Ballot Question 2I Clarify and Amend Blue Line, Water Not Supplied West of Line, Vote For 1

For the Measure	6	42.86%	0	0.00%	0	0.00%	6	42.86%
Against the Measure	8	57.14%	0	0.00%	0	0.00%	8	57.14%

Cast Votes:	14	5.51%	0	0.00%	0	0.00%	14	5.51%
Over Votes:	3	1.18%	0	0.00%	0	0.00%	3	1.18%
Under Votes:	237	93.31%	0	0.00%	0	0.00%	237	93.31%

Precincts			Voters		
Counted	Total	Percent	Ballots	Registered	Percent
0	87	0.00%	254	0	0.00%

City of Boulder Ballot Question 2J Provide Insurance Benefits for Council Members, Vote For 1

For the Measure	5	35.71%	0	0.00%	0	0.00%	5	35.71%
Against the Measure	9	64.29%	0	0.00%	0	0.00%	9	64.29%

Cast Votes:	14	5.51%	0	0.00%	0	0.00%	14	5.51%
Over Votes:	3	1.18%	0	0.00%	0	0.00%	3	1.18%
Under Votes:	237	93.31%	0	0.00%	0	0.00%	237	93.31%

Precincts			Voters		
Counted	Total	Percent	Ballots	Registered	Percent
0	87	0.00%	254	0	0.00%

City of Boulder Ballot Question 302 Qualifications of Council Members, Vote For 1

For the Measure	7	50.00%	0	0.00%	0	0.00%	7	50.00%
Against the Measure	7	50.00%	0	0.00%	0	0.00%	7	50.00%

Cast Votes:	14	5.51%	0	0.00%	0	0.00%	14	5.51%
Over Votes:	3	1.18%	0	0.00%	0	0.00%	3	1.18%
Under Votes:	237	93.31%	0	0.00%	0	0.00%	237	93.31%

Precincts			Voters		
Counted	Total	Percent	Ballots	Registered	Percent
0	87	0.00%	254	0	0.00%

2016 General LAT Optimal Settings Test

Cumulative Report — Official

Boulder County, Colorado — 2016 Boulder County General Election — November 08, 2016

Page 18 of 22

10/20/2016 09:54 AM

Total Number of Voters : 2,906 of 0 = 0.00%

Precincts Reporting 0 of 234 = 0.00%

Party	Candidate	Absentee	Early	Election	Total
-------	-----------	----------	-------	----------	-------

CITY OF LAFAYETTE BALLOT ISSUE NO. 2C CITY OF LAFAYETTE COMMUNITY BUS PASS PROGRAM LEVY, Vote For 1

YES/FOR	2	40.00%	0	0.00%	0	0.00%	2	40.00%
NO/AGAINST	3	60.00%	0	0.00%	0	0.00%	3	60.00%

Cast Votes:	5	6.76%	0	0.00%	0	0.00%	5	6.76%
Over Votes:	1	1.35%	0	0.00%	0	0.00%	1	1.35%
Under Votes:	68	91.89%	0	0.00%	0	0.00%	68	91.89%

Precincts			Voters		
Counted	Total	Percent	Ballots	Registered	Percent
0	17	0.00%	74	0	0.00%

CITY OF LAFAYETTE BALLOT ISSUE NO. 2D CITY OF LAFAYETTE STORAGE TAX, Vote For 1

YES/FOR	1	20.00%	0	0.00%	0	0.00%	1	20.00%
NO/AGAINST	4	80.00%	0	0.00%	0	0.00%	4	80.00%

Cast Votes:	5	6.76%	0	0.00%	0	0.00%	5	6.76%
Over Votes:	1	1.35%	0	0.00%	0	0.00%	1	1.35%
Under Votes:	68	91.89%	0	0.00%	0	0.00%	68	91.89%

Precincts			Voters		
Counted	Total	Percent	Ballots	Registered	Percent
0	17	0.00%	74	0	0.00%

City Of Lafayette Ballot Question No. 2E Authorizing The Provision Of Telecommunication Services, Vote For 1

YES/FOR	1	20.00%	0	0.00%	0	0.00%	1	20.00%
NO/AGAINST	4	80.00%	0	0.00%	0	0.00%	4	80.00%

Cast Votes:	5	6.76%	0	0.00%	0	0.00%	5	6.76%
Over Votes:	1	1.35%	0	0.00%	0	0.00%	1	1.35%
Under Votes:	68	91.89%	0	0.00%	0	0.00%	68	91.89%

Precincts			Voters		
Counted	Total	Percent	Ballots	Registered	Percent
0	17	0.00%	74	0	0.00%

2016 General LAT Optimal Settings Test

Cumulative Report — Official

Boulder County, Colorado — 2016 Boulder County General Election — November 08, 2016

Page 19 of 22

10/20/2016 09:54 AM

Total Number of Voters : 2,906 of 0 = 0.00%

Precincts Reporting 0 of 234 = 0.00%

Party	Candidate	Absentee	Early	Election	Total
-------	-----------	----------	-------	----------	-------

City Of Lafayette Ballot Question No. 2F Charter Amendment Boards And Commissions Qualifications, Vote For 1

YES/FOR	2	40.00%	0	0.00%	0	0.00%	2	40.00%
NO/AGAINST	3	60.00%	0	0.00%	0	0.00%	3	60.00%

Cast Votes:	5	6.76%	0	0.00%	0	0.00%	5	6.76%
Over Votes:	1	1.35%	0	0.00%	0	0.00%	1	1.35%
Under Votes:	68	91.89%	0	0.00%	0	0.00%	68	91.89%

Precincts			Voters		
Counted	Total	Percent	Ballots	Registered	Percent
0	17	0.00%	74	0	0.00%

CITY OF LOUISVILLE BALLOT ISSUE 2A, Vote For 1

YES/FOR	2	40.00%	0	0.00%	0	0.00%	2	40.00%
NO/AGAINST	3	60.00%	0	0.00%	0	0.00%	3	60.00%

Cast Votes:	5	6.76%	0	0.00%	0	0.00%	5	6.76%
Over Votes:	1	1.35%	0	0.00%	0	0.00%	1	1.35%
Under Votes:	68	91.89%	0	0.00%	0	0.00%	68	91.89%

Precincts			Voters		
Counted	Total	Percent	Ballots	Registered	Percent
0	15	0.00%	74	0	0.00%

CITY OF LOUISVILLE BALLOT ISSUE 2B, Vote For 1

YES/FOR	2	40.00%	0	0.00%	0	0.00%	2	40.00%
NO/AGAINST	3	60.00%	0	0.00%	0	0.00%	3	60.00%

Cast Votes:	5	6.76%	0	0.00%	0	0.00%	5	6.76%
Over Votes:	1	1.35%	0	0.00%	0	0.00%	1	1.35%
Under Votes:	68	91.89%	0	0.00%	0	0.00%	68	91.89%

Precincts			Voters		
Counted	Total	Percent	Ballots	Registered	Percent
0	15	0.00%	74	0	0.00%

2016 General LAT Optimal Settings Test
Cumulative Report — Official
Boulder County, Colorado — 2016 Boulder County General Election — November 08, 2016

Page 20 of 22

10/20/2016 09:54 AM

Total Number of Voters : 2,906 of 0 = 0.00%

Precincts Reporting 0 of 234 = 0.00%

Party	Candidate	Absentee	Early	Election	Total
-------	-----------	----------	-------	----------	-------

Town of Superior Ballot Question 2G Authorizing Municipal Broadband Services, Vote For 1

YES/FOR	2	50.00%	0	0.00%	0	0.00%	2	50.00%
NO/AGAINST	2	50.00%	0	0.00%	0	0.00%	2	50.00%

Cast Votes:	4	5.41%	0	0.00%	0	0.00%	4	5.41%
--------------------	---	-------	---	-------	---	-------	---	-------

Over Votes:	1	1.35%	0	0.00%	0	0.00%	1	1.35%
Under Votes:	69	93.24%	0	0.00%	0	0.00%	69	93.24%

Precincts			Voters		
Counted	Total	Percent	Ballots	Registered	Percent
0	8	0.00%	74	0	0.00%

BOULDER VALLEY SCHOOL DISTRICT BALLOT ISSUE 3A:, Vote For 1

YES/FOR	32	40.51%	0	0.00%	0	0.00%	32	40.51%
NO/AGAINST	47	59.49%	0	0.00%	0	0.00%	47	59.49%

Cast Votes:	79	5.83%	0	0.00%	0	0.00%	79	5.83%
--------------------	----	-------	---	-------	---	-------	----	-------

Over Votes:	18	1.33%	0	0.00%	0	0.00%	18	1.33%
Under Votes:	1,258	92.84%	0	0.00%	0	0.00%	1,258	92.84%

Precincts			Voters		
Counted	Total	Percent	Ballots	Registered	Percent
0	159	0.00%	1,355	0	0.00%

ST. VRAIN VALLEY SCHOOL DISTRICT NO. RE-1J BALLOT ISSUE NO. 3A, Vote For 1

YES/FOR	28	43.08%	0	0.00%	0	0.00%	28	43.08%
NO/AGAINST	37	56.92%	0	0.00%	0	0.00%	37	56.92%

Cast Votes:	65	5.55%	0	0.00%	0	0.00%	65	5.55%
--------------------	----	-------	---	-------	---	-------	----	-------

Over Votes:	16	1.37%	0	0.00%	0	0.00%	16	1.37%
Under Votes:	1,090	93.08%	0	0.00%	0	0.00%	1,090	93.08%

Precincts			Voters		
Counted	Total	Percent	Ballots	Registered	Percent
0	81	0.00%	1,171	0	0.00%

2016 General LAT Optimal Settings Test

Cumulative Report — Official

Boulder County, Colorado — 2016 Boulder County General Election — November 08, 2016

Page 21 of 22

10/20/2016 09:54 AM

Total Number of Voters : 2,906 of 0 = 0.00%

Precincts Reporting 0 of 234 = 0.00%

Party	Candidate	Absentee	Early	Election	Total
-------	-----------	----------	-------	----------	-------

THOMPSON SCHOOL DISTRICT R2-J BALLOT ISSUE NO. 3D, Vote For 1

YES/FOR	2	25.00%	0	0.00%	0	0.00%	2	25.00%
NO/AGAINST	6	75.00%	0	0.00%	0	0.00%	6	75.00%

Cast Votes:	8	5.44%	0	0.00%	0	0.00%	8	5.44%
Over Votes:	2	1.36%	0	0.00%	0	0.00%	2	1.36%
Under Votes:	137	93.20%	0	0.00%	0	0.00%	137	93.20%

Precincts			Voters		
Counted	Total	Percent	Ballots	Registered	Percent
0	2	0.00%	147	0	0.00%

THOMPSON SCHOOL DISTRICT R2-J BALLOT ISSUE NO. 3E, Vote For 1

YES/FOR	4	50.00%	0	0.00%	0	0.00%	4	50.00%
NO/AGAINST	4	50.00%	0	0.00%	0	0.00%	4	50.00%

Cast Votes:	8	5.44%	0	0.00%	0	0.00%	8	5.44%
Over Votes:	2	1.36%	0	0.00%	0	0.00%	2	1.36%
Under Votes:	137	93.20%	0	0.00%	0	0.00%	137	93.20%

Precincts			Voters		
Counted	Total	Percent	Ballots	Registered	Percent
0	2	0.00%	147	0	0.00%

ST. VRAIN & LEFT HAND WATER CONSERVANCY DISTRICT BALLOT ISSUE NO. 4A:, Vote For 1

YES/FOR	28	40.58%	0	0.00%	0	0.00%	28	40.58%
NO/AGAINST	41	59.42%	0	0.00%	0	0.00%	41	59.42%

Cast Votes:	69	5.84%	0	0.00%	0	0.00%	69	5.84%
Over Votes:	18	1.52%	0	0.00%	0	0.00%	18	1.52%
Under Votes:	1,094	92.63%	0	0.00%	0	0.00%	1,094	92.63%

Precincts			Voters		
Counted	Total	Percent	Ballots	Registered	Percent
0	81	0.00%	1,181	0	0.00%

2016 General LAT Optimal Settings Test
Cumulative Report — Official
Boulder County, Colorado — 2016 Boulder County General Election — November 08, 2016

Page 22 of 22

10/20/2016 09:54 AM

Total Number of Voters : 2,906 of 0 = 0.00%

Precincts Reporting 0 of 234 = 0.00%

Party	Candidate	Absentee	Early	Election	Total
-------	-----------	----------	-------	----------	-------

The Denver Metropolitan Scientific and Cultural Facilities District ("SCFD") Ballot Issue 4B, Vote For 1

YES/FOR	70	43.21%	0	0.00%	0	0.00%	70	43.21%
NO/AGAINST	92	56.79%	0	0.00%	0	0.00%	92	56.79%

Cast Votes:	162	5.60%	0	0.00%	0	0.00%	162	5.60%
Over Votes:	39	1.35%	0	0.00%	0	0.00%	39	1.35%
Under Votes:	2,690	93.05%	0	0.00%	0	0.00%	2,690	93.05%

Precincts			Voters		
Counted	Total	Percent	Ballots	Registered	Percent
0	233	0.00%	2,891	0	0.00%

KNOLLWOOD METROPOLITAN DISTRICT BALLOT ISSUE 5A, Vote For 1

YES/FOR	3	30.00%	0	0.00%	0	0.00%	3	30.00%
NO/AGAINST	7	70.00%	0	0.00%	0	0.00%	7	70.00%

Cast Votes:	10	11.90%	0	0.00%	0	0.00%	10	11.90%
Over Votes:	3	3.57%	0	0.00%	0	0.00%	3	3.57%
Under Votes:	71	84.52%	0	0.00%	0	0.00%	71	84.52%

Precincts			Voters		
Counted	Total	Percent	Ballots	Registered	Percent
0	2	0.00%	84	0	0.00%

2016 General Election - Optimal Settings Test
Cumulative Results Comparison

LAT Paper Ballots
October 19, 2016

Patricia FEESE *PF*
Cathy Tarrett *CJ*

Total Ballots

2856

Contest	Test 1			Test 2			Test 3		
	MVW Total	Machine Total	Difference	MVW Total	Machine Total	Difference	MVW Total	Machine Total	Difference
Presidential Electors									
Hillary Clinton / Tim Kaine	59	59	0	59	59	0	59	59	0
Donald J. Trump / Michael R. Pence	88	88	0	88	88	0	88	88	0
Darrell L. Castle / Scott N. Bradley	118	118	0	118	118	0	118	118	0
Gary Johnson / Bill Weld	158	158	0	158	158	0	158	158	0
Jill Stein / Ajamu Baraka	41	41	0	41	41	0	41	41	0
Frank Atwood / Blake Huber	79	79	0	79	79	0	79	79	0
"Rocky" Roque De La Fuente / Michael Steinberg	117	117	0	117	117	0	117	117	0
James Hedges / Bill Bayes	156	156	0	156	156	0	156	156	0
Tom Hoeffling / Steve Schulin	39	39	0	39	39	0	39	39	0
Chris Keniston / Deacon Taylor	79	79	0	79	79	0	79	79	0
Alyson Kennedy / Osborne Hart	119	119	0	119	119	0	119	119	0
Kyle Kenley Kopitke / Nathan R. Sorenson	158	158	0	158	158	0	158	158	0
Laurence Kotlikoff / Edward Leamer	39	39	0	39	39	0	39	39	0
Gloria Estela La Riva / Dennis J. Banks	78	78	0	78	78	0	78	78	0
Bradford Lyttle / Hannah Walsh	117	117	0	117	117	0	117	117	0
Joseph Allen Maldonado / Douglas K. Terranova	156	156	0	156	156	0	156	156	0
Michael A. Maturen / Juan Munoz	39	39	0	39	39	0	39	39	0
Evan McMullin / Nathan Johnson	79	79	0	79	79	0	79	79	0
Ryan Alan Scott / Bruce Kendall Barnard	117	117	0	117	117	0	117	117	0
Rod Silva / Richard C. Silva Nutrition	156	156	0	156	156	0	156	156	0
Mike Smith / Daniel White	39	39	0	39	39	0	39	39	0
Emidio Soltysik / Angela Nicole Walker	79	79	0	79	79	0	79	79	0
Bruce Lohmiller / J.R. Smith - Green (W)	0		0	0		0	0		0
Thomas J. Nieman / Bernie Jackson (W)	0		0	0		0	0		0
Corey Sterner / Jeff Ryan (W)	0		0	0		0	0		0
David Perry / Eric "Rick" Seiley (W)	0		0	0		0	0		0
Brian Anthony Perry / Michael Byron Nelson (W)	0		0	0		0	0		0
Cherunda Fox / Roger Kushner (W)	0		0	0		0	0		0
Uncertified Write-in Count	667	667	0	667	667	0	667	667	0
Overvote	41	41	0	41	41	0	41	41	0
Undervotes	73	73	0	73	73	0	73	73	0
United States Senator									
Michael Bennet	64	64	0	64	64	0	64	64	0
Darryl Glenn	85	85	0	85	85	0	85	85	0
Lily Tang Williams	119	119	0	119	119	0	119	119	0
Arn Menconi	163	163	0	163	163	0	163	163	0
Bill Hammons	39	39	0	39	39	0	39	39	0
Dan Chapin	81	81	0	81	81	0	81	81	0
Paul Noel Fiorino	119	119	0	119	119	0	119	119	0
Uncertified Write-in Count	159	159	0	159	159	0	159	159	0
Overvote	39	39	0	39	39	0	39	39	0
Undervotes	2023	2023	0	2023	2023	0	2023	2023	0
Representative Congressional District 2									
Jared Polis	56	56	0	56	56	0	56	56	0
Nicholas Morse	75	75	0	75	75	0	75	75	0
Richard Longstreth	106	106	0	106	106	0	106	106	0
Overvote	33	33	0	33	33	0	33	33	0
Undervotes	2179	2179	0	2179	2179	0	2179	2179	0

2016 General Election - Optimal Settings Test
Cumulative Results Comparison

LAT Paper Ballots
October 19, 2016

PH
C.J.

Contest	Test 1			Test 2			Test 3		
	MVW Total	Machine Total	Difference	MVW Total	Machine Total	Difference	MVW Total	Machine Total	Difference
Representative Congressional District 4	0		0	0					
Bob Seay	11	11	0	11	11	0	11	11	0
Ken Buck	14	14	0	14	14	0	14	14	0
Bruce Griffith	19	19	0	19	19	0	19	19	0
Uncertified Write-in Count	25	25	0	25	25	0	25	25	0
Overvote	6	6	0	6	6	0	6	6	0
Undervotes	367	367	0	367	367	0	367	367	0
CU Regent - At Large	0		0	0					
Alice Madden	70	70	0	70	70	0	70	70	0
Heidi Ganahl	92	92	0	92	92	0	92	92	0
Overvote	39	39	0	39	39	0	39	39	0
Undervotes	2690	2690	0	2690	2690	0	2690	2690	0
CU Regent - CD 4	0		0	0					
Suzanne M. Sharkey	10	10	0	10	10	0	10	10	0
Bob Owens	17	17	0	17	17	0	17	17	0
Overvote	6	6	0	6	6	0	6	6	0
Undervotes	409	409	0	409	409	0	409	409	0
State Senator - District 17	0		0	0					
Matt Jones	22	22	0	22	22	0	22	22	0
Overvote	0	0	0	0	0	0	0	0	0
Undervotes	786	786	0	786	786	0	786	786	0
State Senator - District 18	0		0	0					
Stephen Fenberg	39	39	0	39	39	0	39	39	0
M. Peter Spraitz	61	61	0	61	61	0	61	61	0
Overvote	26	26	0	26	26	0	26	26	0
Undervotes	1737	1737	0	1737	1737	0	1737	1737	0
State Representative - District 10	0		0	0					
Edie Hooton	9	9	0	9	9	0	9	9	0
Overvote	0	0	0	0	0	0	0	0	0
Undervotes	391	391	0	391	391	0	391	391	0
State Representative - District 11	0		0	0					
Jonathan Singer	21	21	0	21	21	0	21	21	0
Corey Piper	29	29	0	29	29	0	29	29	0
Overvote	12	12	0	12	12	0	12	12	0
Undervotes	817	817	0	817	817	0	817	817	0
State Representative - District 12	0		0	0					
Bob Dillon	18	18	0	18	18	0	18	18	0
Mike Foote	28	28	0	28	28	0	28	28	0
Overvote	11	11	0	11	11	0	11	11	0
Undervotes	749	749	0	749	749	0	749	749	0
State Representative - District 13	0		0	0					
KC Becker	12	12	0	12	12	0	12	12	0
Overvote	0	0	0	0	0	0	0	0	0
Undervotes	501	501	0	501	501	0	501	501	0

Contest	Test 1			Test 2			Test 3		
	MVW Total	Machine Total	Difference	MVW Total	Machine Total	Difference	MVW Total	Machine Total	Difference
State Representative - District 33	0		0	0					
Karen Nelson	6	6	0	6	6	0	6	6	0
Matt Gray	10	10	0	10	10	0	10	10	0
Kim Tavendale	12	12	0	12	12	0	12	12	0
Overvote	4	4	0	4	4	0	4	4	0
Undervotes	261	261	0	261	261	0	261	261	0
District Attorney - 20th Judicial District	0		0	0					
Stan Garnett	76	76	0	76	76	0	76	76	0
Overvote	0	0	0	0	0	0	0	0	0
Undervotes	2815	2815	0	2815	2815	0	2815	2815	0
RTD Director - District I	0		0	0					
Véronique Marie Bellamy	16	16	0	16	16	0	16	16	0
Lee Kemp	30	30	0	30	30	0	30	30	0
Judy Lubow	40	40	0	40	40	0	40	40	0
Overvote	12	12	0	12	12	0	12	12	0
Undervotes	781	781	0	781	781	0	781	781	0
County Commissioner - District 1	0		0	0					
Kevin Sipple	57	57	0	57	57	0	57	57	0
Elise Jones	105	105	0	105	105	0	105	105	0
Overvote	40	40	0	40	40	0	40	40	0
Undervotes	2689	2689	0	2689	2689	0	2689	2689	0
County Commissioner - District 2	0		0	0					
Deb Gardner	67	67	0	67	67	0	67	67	0
Paul Danish	97	97	0	97	97	0	97	97	0
Overvote	39	39	0	39	39	0	39	39	0
Undervotes	2688	2688	0	2688	2688	0	2688	2688	0
Town of Superior - Trustee (Vote for 3)	0		0	0					
Kevin C. Ryan	2	2	0	2	2	0	2	2	0
Jason Reese	1	1	0	1	1	0	1	1	0
Sandie Hammerly	2	2	0	2	2	0	2	2	0
Narayan Shrestha	2	2	0	2	2	0	2	2	0
Mark Lacis	2	2	0	2	2	0	2	2	0
Patricia E. Dunham	2	2	0	2	2	0	2	2	0
Gladys M. Forshee	3	3	0	3	3	0	3	3	0
Anthony Stewart	3	3	0	3	3	0	3	3	0
Jerry Malia	3	3	0	3	3	0	3	3	0
Overvote	2	2	0	2	2	0	2	2	0
Undervotes	196	196	0	196	196	0	196	196	0
Colo. Supreme Court Justice - William Hood	0		0	0					
YES	62	62	0	62	62	0	62	62	0
NO	92	92	0	92	92	0	92	92	0
Overvote	39	39	0	39	39	0	39	39	0
Undervotes	2698	2698	0	2698	2698	0	2698	2698	0

2016 General Election - Optimal Settings Test
Cumulative Results Comparison

LAT Paper Ballots
October 19, 2016

one
CJ

Contest	Test 1			Test 2			Test 3		
	MVW Total	Machine Total	Difference	MVW Total	Machine Total	Difference	MVW Total	Machine Total	Difference
Colo. Appeals Judge - Karen M. Ashby	0		0	0					
YES	70	70	0	70	70	0	70	70	0
NO	87	87	0	87	87	0	87	87	0
Overvote	39	39	0	39	39	0	39	39	0
Undervotes	2695	2695	0	2695	2695	0	2695	2695	0
Colo. Appeals Judge - Michael H. Berger	0		0	0					
YES	61	61	0	61	61	0	61	61	0
NO	88	88	0	88	88	0	88	88	0
Overvote	39	39	0	39	39	0	39	39	0
Undervotes	2703	2703	0	2703	2703	0	2703	2703	0
Colo. Appeals Judge - Steven L. Bernard	0		0	0					
YES	56	56	0	56	56	0	56	56	0
NO	96	96	0	96	96	0	96	96	0
Overvote	39	39	0	39	39	0	39	39	0
Undervotes	2700	2700	0	2700	2700	0	2700	2700	0
Colo. Appeals Judge - Stephanie E. Dunn	0		0	0					
YES	64	64	0	64	64	0	64	64	0
NO	91	91	0	91	91	0	91	91	0
Overvote	39	39	0	39	39	0	39	39	0
Undervotes	2697	2697	0	2697	2697	0	2697	2697	0
Colo. Appeals Judge - David Furman	0		0	0					
YES	55	55	0	55	55	0	55	55	0
NO	97	97	0	97	97	0	97	97	0
Overvote	39	39	0	39	39	0	39	39	0
Undervotes	2700	2700	0	2700	2700	0	2700	2700	0
Colo. Appeals Judge - Robert D. Hawthorne	0		0	0					
YES	59	59	0	59	59	0	59	59	0
NO	90	90	0	90	90	0	90	90	0
Overvote	39	39	0	39	39	0	39	39	0
Undervotes	2703	2703	0	2703	2703	0	2703	2703	0
Colo. Appeals Judge - Jerry N. Jones	0		0	0					
YES	57	57	0	57	57	0	57	57	0
NO	91	91	0	91	91	0	91	91	0
Overvote	40	40	0	40	40	0	40	40	0
Undervotes	2703	2703	0	2703	2703	0	2703	2703	0
Colo. Appeals Judge - Anthony J. Navarro	0		0	0					
YES	67	67	0	67	67	0	67	67	0
NO	88	88	0	88	88	0	88	88	0
Overvote	39	39	0	39	39	0	39	39	0
Undervotes	2697	2697	0	2697	2697	0	2697	2697	0
Colo. Appeals Judge - Gilbert M. Román	0		0	0					
YES	60	60	0	60	60	0	60	60	0
NO	92	92	0	92	92	0	92	92	0
Overvote	39	39	0	39	39	0	39	39	0
Undervotes	2700	2700	0	2700	2700	0	2700	2700	0

PKF
0.9

Contest	Test 1			Test 2			Test 3		
	MVW Total	Machine Total	Difference	MVW Total	Machine Total	Difference	MVW Total	Machine Total	Difference
Colo. Appeals Judge - Diana Terry	0		0	0					
YES	69	69	0	69	69	0	69	69	0
NO	87	87	0	87	87	0	87	87	0
Overvote	39	39	0	39	39	0	39	39	0
Undervotes	2696	2696	0	2696	2696	0	2696	2696	0
Judge - 20th District - Andrew Hartman	0		0	0					
YES	69	69	0	69	69	0	69	69	0
NO	91	91	0	91	91	0	91	91	0
Overvote	40	40	0	40	40	0	40	40	0
Undervotes	2691	2691	0	2691	2691	0	2691	2691	0
Judge - 20th District - Bruce Langer	0		0	0					
YES	66	66	0	66	66	0	66	66	0
NO	86	86	0	86	86	0	86	86	0
Overvote	39	39	0	39	39	0	39	39	0
Undervotes	2700	2700	0	2700	2700	0	2700	2700	0
Amendment T (CONSTITUTIONAL)	0		0	0					
YES/FOR	70	70	0	70	70	0	70	70	0
NO/AGAINST	94	94	0	94	94	0	94	94	0
Overvote	39	39	0	39	39	0	39	39	0
Undervotes	2688	2688	0	2688	2688	0	2688	2688	0
Amendment U (CONSTITUTIONAL)	0		0	0					
YES/FOR	73	73	0	73	73	0	73	73	0
NO/AGAINST	91	91	0	91	91	0	91	91	0
Overvote	39	39	0	39	39	0	39	39	0
Undervotes	2688	2688	0	2688	2688	0	2688	2688	0
Amendment 69 (CONSTITUTIONAL)	0		0	0					
YES/FOR	68	68	0	68	68	0	68	68	0
NO/AGAINST	98	98	0	98	98	0	98	98	0
Overvote	39	39	0	39	39	0	39	39	0
Undervotes	2686	2686	0	2686	2686	0	2686	2686	0
Amendment 70 (CONSTITUTIONAL)	0		0	0					
YES/FOR	72	72	0	72	72	0	72	72	0
NO/AGAINST	94	94	0	94	94	0	94	94	0
Overvote	39	39	0	39	39	0	39	39	0
Undervotes	2686	2686	0	2686	2686	0	2686	2686	0
Amendment 71 (CONSTITUTIONAL)	0		0	0					
YES/FOR	74	74	0	74	74	0	74	74	0
NO/AGAINST	92	92	0	92	92	0	92	92	0
Overvote	39	39	0	39	39	0	39	39	0
Undervotes	2686	2686	0	2686	2686	0	2686	2686	0
Amendment 72 (CONSTITUTIONAL)	0		0	0					
YES/FOR	60	60	0	60	60	0	60	60	0
NO/AGAINST	105	105	0	105	105	0	105	105	0
Overvote	40	40	0	40	40	0	40	40	0
Undervotes	2686	2686	0	2686	2686	0	2686	2686	0

Contest	Test 1			Test 2			Test 3		
	MVW Total	Machine Total	Difference	MVW Total	Machine Total	Difference	MVW Total	Machine Total	Difference
Proposition 106 (STATUTORY)	0		0	0					
YES/FOR	71	71	0	71	71	0	71	71	0
NO/AGAINST	93	93	0	93	93	0	93	93	0
Overvote	40	40	0	40	40	0	40	40	0
Undervotes	2687	2687	0	2687	2687	0	2687	2687	0
Proposition 107 (STATUTORY)	0		0	0					
YES/FOR	56	56	0	56	56	0	56	56	0
NO/AGAINST	109	109	0	109	109	0	109	109	0
Overvote	40	40	0	40	40	0	40	40	0
Undervotes	2686	2686	0	2686	2686	0	2686	2686	0
Proposition 108 (STATUTORY)	0		0	0					
YES/FOR	61	61	0	61	61	0	61	61	0
NO/AGAINST	105	105	0	105	105	0	105	105	0
Overvote	39	39	0	39	39	0	39	39	0
Undervotes	2686	2686	0	2686	2686	0	2686	2686	0
COUNTY ISSUE 1A	0		0	0					
YES/FOR	71	71	0	71	71	0	71	71	0
NO/AGAINST	93	93	0	93	93	0	93	93	0
Overvote	41	41	0	41	41	0	41	41	0
Undervotes	2686	2686	0	2686	2686	0	2686	2686	0
COUNTY ISSUE 1B	0		0	0					
YES/FOR	65	65	0	65	65	0	65	65	0
NO/AGAINST	99	99	0	99	99	0	99	99	0
Overvote	39	39	0	39	39	0	39	39	0
Undervotes	2688	2688	0	2688	2688	0	2688	2688	0
COUNTY ISSUE 1C	0		0	0					
YES/FOR	73	73	0	73	73	0	73	73	0
NO/AGAINST	90	90	0	90	90	0	90	90	0
Overvote	39	39	0	39	39	0	39	39	0
Undervotes	2689	2689	0	2689	2689	0	2689	2689	0
COUNTY ISSUE 1D	0		0	0					
YES/FOR	68	68	0	68	68	0	68	68	0
NO/AGAINST	95	95	0	95	95	0	95	95	0
Overvote	39	39	0	39	39	0	39	39	0
Undervotes	2689	2689	0	2689	2689	0	2689	2689	0
CITY OF BOULDER BALLOT ISSUE 2H	0		0	0					
FOR THE MEASURE	4	4	0	4	4	0	4	4	0
AGAINST THE MEASURE	9	9	0	9	9	0	9	9	0
Overvote	3	3	0	3	3	0	3	3	0
Undervotes	238	238	0	238	238	0	238	238	0
City of Boulder Ballot Question 2I	0		0	0					
FOR THE MEASURE	6	6	0	6	6	0	6	6	0
AGAINST THE MEASURE	8	8	0	8	8	0	8	8	0
Overvote	3	3	0	3	3	0	3	3	0
Undervotes	237	237	0	237	237	0	237	237	0

PKF
CG

Contest	Test 1			Test 2			Test 3		
	MVW Total	Machine Total	Difference	MVW Total	Machine Total	Difference	MVW Total	Machine Total	Difference
City of Boulder Ballot Question 2J	0		0	0					
FOR THE MEASURE	5	5	0	5	5	0	5	5	0
AGAINST THE MEASURE	9	9	0	9	9	0	9	9	0
Overvote	3	3	0	3	3	0	3	3	0
Undervotes	237	237	0	237	237	0	237	237	0
City of Boulder Ballot Question 302	0		0	0					
FOR THE MEASURE	7	7	0	7	7	0	7	7	0
AGAINST THE MEASURE	7	7	0	7	7	0	7	7	0
Overvote	3	3	0	3	3	0	3	3	0
Undervotes	237	237	0	237	237	0	237	237	0
CITY OF LAFAYETTE BALLOT ISSUE NO. 2C	0		0	0					
YES/FOR	2	2	0	2	2	0	2	2	0
NO/AGAINST	3	3	0	3	3	0	3	3	0
Overvote	1	1	0	1	1	0	1	1	0
Undervotes	68	68	0	68	68	0	68	68	0
CITY OF LAFAYETTE BALLOT ISSUE NO. 2D	0		0	0					
YES/FOR	1	1	0	1	1	0	1	1	0
NO/AGAINST	4	4	0	4	4	0	4	4	0
Overvote	1	1	0	1	1	0	1	1	0
Undervotes	68	68	0	68	68	0	68	68	0
City Of Lafayette Ballot Question No. 2E	0		0	0					
YES/FOR	1	1	0	1	1	0	1	1	0
NO/AGAINST	4	4	0	4	4	0	4	4	0
Overvote	1	1	0	1	1	0	1	1	0
Undervotes	68	68	0	68	68	0	68	68	0
City Of Lafayette Ballot Question No. 2F	0		0	0					
YES/FOR	2	2	0	2	2	0	2	2	0
NO/AGAINST	3	3	0	3	3	0	3	3	0
Overvote	1	1	0	1	1	0	1	1	0
Undervotes	68	68	0	68	68	0	68	68	0
CITY OF LOUISVILLE BALLOT ISSUE 2A	0		0	0					
YES/FOR	2	2	0	2	2	0	2	2	0
NO/AGAINST	3	3	0	3	3	0	3	3	0
Overvote	1	1	0	1	1	0	1	1	0
Undervotes	68	68	0	68	68	0	68	68	0
CITY OF LOUISVILLE BALLOT ISSUE 2B	0		0	0					
YES/FOR	2	2	0	2	2	0	2	2	0
NO/AGAINST	3	3	0	3	3	0	3	3	0
Overvote	1	1	0	1	1	0	1	1	0
Undervotes	68	68	0	68	68	0	68	68	0
Town of Superior Ballot Question 2G	0		0	0					
YES/FOR	2	2	0	2	2	0	2	2	0
NO/AGAINST	2	2	0	2	2	0	2	2	0
Overvote	1	1	0	1	1	0	1	1	0
Undervotes	69	69	0	69	69	0	69	69	0

rel
C.J.

Contest	Test 1			Test 2			Test 3		
	MVW Total	Machine Total	Difference	MVW Total	Machine Total	Difference	MVW Total	Machine Total	Difference
BOULDER VALLEY SCHOOL DIST. ISSUE 3A:	0		0	0					
YES/FOR	32	32	0	32	32	0	32	32	0
NO/AGAINST	47	47	0	47	47	0	47	47	0
Overvote	18	18	0	18	18	0	18	18	0
Undervotes	1258	1258	0	1258	1258	0	1258	1258	0
ST. VRAIN VALLEY SCHOOLS ISSUE 3A	0		0	0					
YES/FOR	28	28	0	28	28	0	28	28	0
NO/AGAINST	37	37	0	37	37	0	37	37	0
Overvote	16	16	0	16	16	0	16	16	0
Undervotes	1090	1090	0	1090	1090	0	1090	1090	0
THOMPSON SCHOOL DIST. ISSUE 3D	0		0	0					
YES/FOR	2	2	0	2	2	0	2	2	0
NO/AGAINST	6	6	0	6	6	0	6	6	0
Overvote	2	2	0	2	2	0	2	2	0
Undervotes	137	137	0	137	137	0	137	137	0
THOMPSON SCHOOL DIST. ISSUE 3E	0		0	0					
YES/FOR	4	4	0	4	4	0	4	4	0
NO/AGAINST	4	4	0	4	4	0	4	4	0
Overvote	2	2	0	2	2	0	2	2	0
Undervotes	137	137	0	137	137	0	137	137	0
ST. VRAIN & LEFT HAND WATER ISSUE 4A:	0		0	0					
YES/FOR	28	28	0	28	28	0	28	28	0
NO/AGAINST	41	41	0	41	41	0	41	41	0
Overvote	18	18	0	18	18	0	18	18	0
Undervotes	1094	1094	0	1094	1094	0	1094	1094	0
SCFD ISSUE 4B	0		0	0					
YES/FOR	70	70	0	70	70	0	70	70	0
NO/AGAINST	92	92	0	92	92	0	92	92	0
Overvote	39	39	0	39	39	0	39	39	0
Undervotes	2690	2690	0	2690	2690	0	2690	2690	0
KNOLLWOOD ISSUE 5A	0		0	0					
YES/FOR	3	3	0	3	3	0	3	3	0
NO/AGAINST	7	7	0	7	7	0	7	7	0
Overvote	3	3	0	3	3	0	3	3	0
Undervotes	71	71	0	71	71	0	71	71	0

2016 General LAT Optimal Settings Test

Optimal Settings Test #4

Cumulative Report — Official

Boulder County, Colorado — 2016 Boulder County General Election — November 08, 2016

Page 1 of 22

10/20/2016 10:55 AM

Total Number of Voters : 1,837 of 0 = 0.00%

Precincts Reporting 0 of 234 = 0.00%

Party	Candidate	Absentee	Early	Election	Total
-------	-----------	----------	-------	----------	-------

Presidential Electors, Vote For 1

DEM	Hillary Clinton / Tim Kaine	39 2.38%	0 0.00%	0 0.00%	39 2.38%
REP	Donald J. Trump / Michael R. Pence	78 4.77%	0 0.00%	0 0.00%	78 4.77%
ACN	Darrell L. Castle / Scott N. Bradley	39 2.38%	0 0.00%	0 0.00%	39 2.38%
LBR	Gary Johnson / Bill Weld	78 4.77%	0 0.00%	0 0.00%	78 4.77%
GRN	Jill Stein / Ajamu Baraka	39 2.38%	0 0.00%	0 0.00%	39 2.38%
	Frank Atwood / Blake Huber Approval Voting	78 4.77%	0 0.00%	0 0.00%	78 4.77%
	"Rocky" Roque De La Fuente / Michael Steinberg American Delta	40 2.44%	0 0.00%	0 0.00%	40 2.44%
	James Hedges / Bill Bayes Prohibition	78 4.77%	0 0.00%	0 0.00%	78 4.77%
	Tom Hoeffling / Steve Schulin America's	39 2.38%	0 0.00%	0 0.00%	39 2.38%
	Chris Keniston / Deacon Taylor Veterans of America	78 4.77%	0 0.00%	0 0.00%	78 4.77%
	Alyson Kennedy / Osborne Hart Socialist Workers	39 2.38%	0 0.00%	0 0.00%	39 2.38%
	Kyle Kenley Kopitke / Nathan R. Sorenson Independent American	77 4.71%	0 0.00%	0 0.00%	77 4.71%
	Laurence Kotlikoff / Edward Leamer Kotlikoff for President	40 2.44%	0 0.00%	0 0.00%	40 2.44%
	Gloria Estela La Riva / Dennis J. Banks Socialism and Liberation	78 4.77%	0 0.00%	0 0.00%	78 4.77%
	Bradford Lytle / Hannah Walsh Nonviolent Resistance/Pacifist	39 2.38%	0 0.00%	0 0.00%	39 2.38%
	Joseph Allen Maldonado / Douglas K. Terranova Independent People	78 4.77%	0 0.00%	0 0.00%	78 4.77%
	Michael A. Maturen / Juan Munoz American Solidarity	39 2.38%	0 0.00%	0 0.00%	39 2.38%
UAF	Evan McMullin / Nathan Johnson	78 4.77%	0 0.00%	0 0.00%	78 4.77%
UAF	Ryan Alan Scott / Bruce Kendall Barnard	40 2.44%	0 0.00%	0 0.00%	40 2.44%
	Rod Silva / Richard C. Silva Nutrition	77 4.71%	0 0.00%	0 0.00%	77 4.71%
UAF	Mike Smith / Daniel White	39 2.38%	0 0.00%	0 0.00%	39 2.38%
	Emidio Soltysik / Angela Nicole Walker Socialist USA	78 4.77%	0 0.00%	0 0.00%	78 4.77%
	Unresolved Write-Ins	0 0.00%	0 0.00%	0 0.00%	0 0.00%
	Rejected Write-Ins	348 21.27%	0 0.00%	0 0.00%	348 21.27%

Cast Votes: 1,636 89.79% 0 0.00% 0 0.00% 1,636 89.79%

Over Votes: 39 2.14% 0 0.00% 0 0.00% 39 2.14%

Under Votes: 147 8.07% 0 0.00% 0 0.00% 147 8.07%

Precincts			Voters		
Counted	Total	Percent	Ballots	Registered	Percent
0	233	0.00%	1,822	0	0.00%

X Pdyl H. Geissler 10/20/16

X David Brown 10-20-2014

2016 General LAT Optimal Settings Test

Cumulative Report — Official

Boulder County, Colorado — 2016 Boulder County General Election — November 08, 2016

Page 2 of 22

10/20/2016 10:55 AM

Total Number of Voters : 1,837 of 0 = 0.00%

Precincts Reporting 0 of 234 = 0.00%

Party	Candidate	Absentee	Early	Election	Total
-------	-----------	----------	-------	----------	-------

United States Senator, Vote For 1

DEM	Michael Bennet	39 8.35%	0 0.00%	0 0.00%	39 8.35%
REP	Darryl Glenn	77 16.49%	0 0.00%	0 0.00%	77 16.49%
LBR	Lily Tang Williams	39 8.35%	0 0.00%	0 0.00%	39 8.35%
GRN	Arn Menconi	78 16.70%	0 0.00%	0 0.00%	78 16.70%
UNI	Bill Hammons	38 8.14%	0 0.00%	0 0.00%	38 8.14%
UAF	Dan Chapin	79 16.92%	0 0.00%	0 0.00%	79 16.92%
UAF	Paul Noel Fiorino	40 8.57%	0 0.00%	0 0.00%	40 8.57%
	Unresolved Write-Ins	0 0.00%	0 0.00%	0 0.00%	0 0.00%
	Rejected Write-Ins	77 16.49%	0 0.00%	0 0.00%	77 16.49%

Cast Votes:	467 25.63%	0 0.00%	0 0.00%	467 25.63%
Over Votes:	39 2.14%	0 0.00%	0 0.00%	39 2.14%
Under Votes:	1,316 72.23%	0 0.00%	0 0.00%	1,316 72.23%

OK 38
4 vs 3

1111
ANNV
error

Precincts			Voters		
Counted	Total	Percent	Ballots	Registered	Percent
0	233	0.00%	1,822	0	0.00%

Representative to the 115th United States Congress - District 2, Vote For 1

DEM	Jared Polis	35 26.12%	0 0.00%	0 0.00%	35 26.12%
REP	Nicholas Morse	67 50.00%	0 0.00%	0 0.00%	67 50.00%
LBR	Richard Longstreth	32 23.88%	0 0.00%	0 0.00%	32 23.88%

Cast Votes:	134 8.71%	0 0.00%	0 0.00%	134 8.71%
Over Votes:	36 2.34%	0 0.00%	0 0.00%	36 2.34%
Under Votes:	1,368 88.95%	0 0.00%	0 0.00%	1,368 88.95%

Precincts			Voters		
Counted	Total	Percent	Ballots	Registered	Percent
0	175	0.00%	1,538	0	0.00%

2016 General LAT Optimal Settings Test

Cumulative Report — Official

Boulder County, Colorado — 2016 Boulder County General Election — November 08, 2016

Page 3 of 22

10/20/2016 10:55 AM

Total Number of Voters : 1,837 of 0 = 0.00%

Precincts Reporting 0 of 234 = 0.00%

Party	Candidate	Absentee	Early	Election	Total
-------	-----------	----------	-------	----------	-------

Representative to the 115th United States Congress - District 4, Vote For 1

DEM	Bob Seay	6	16.67%	0	0.00%	0	0.00%	6	16.67%
REP	Ken Buck	12	33.33%	0	0.00%	0	0.00%	12	33.33%
LBR	Bruce Griffith	12	33.33%	0	0.00%	0	0.00%	12	33.33%
	Unresolved Write-Ins	0	0.00%	0	0.00%	0	0.00%	0	0.00%
	Rejected Write-Ins	6	16.67%	0	0.00%	0	0.00%	6	16.67%
Cast Votes:		36	12.68%	0	0.00%	0	0.00%	36	12.68%
Over Votes:		5	1.76%	0	0.00%	0	0.00%	5	1.76%
Under Votes:		243	85.56%	0	0.00%	0	0.00%	243	85.56%

Precincts			Voters		
Counted	Total	Percent	Ballots	Registered	Percent
0	58	0.00%	284	0	0.00%

Regent of the University of Colorado - At Large, Vote For 1

DEM	Alice Madden	40	33.90%	0	0.00%	0	0.00%	40	33.90%
REP	Heidi Ganahl	78	66.10%	0	0.00%	0	0.00%	78	66.10%
Cast Votes:		118	6.48%	0	0.00%	0	0.00%	118	6.48%
Over Votes:		38	2.09%	0	0.00%	0	0.00%	38	2.09%
Under Votes:		1,666	91.44%	0	0.00%	0	0.00%	1,666	91.44%

Precincts			Voters		
Counted	Total	Percent	Ballots	Registered	Percent
0	233	0.00%	1,822	0	0.00%

Regent of the University of Colorado - Congressional District 4, Vote For 1

REP	Suzanne M. Sharkey	7	36.84%	0	0.00%	0	0.00%	7	36.84%
DEM	Bob Owens	12	63.16%	0	0.00%	0	0.00%	12	63.16%
Cast Votes:		19	6.69%	0	0.00%	0	0.00%	19	6.69%
Over Votes:		6	2.11%	0	0.00%	0	0.00%	6	2.11%
Under Votes:		259	91.20%	0	0.00%	0	0.00%	259	91.20%

Precincts			Voters		
Counted	Total	Percent	Ballots	Registered	Percent
0	58	0.00%	284	0	0.00%

2016 General LAT Optimal Settings Test

Cumulative Report — Official

Boulder County, Colorado — 2016 Boulder County General Election — November 08, 2016

Page 4 of 22

10/20/2016 10:55 AM

Total Number of Voters : 1,837 of 0 = 0.00%

Precincts Reporting 0 of 234 = 0.00%

Party	Candidate	Absentee	Early	Election	Total
-------	-----------	----------	-------	----------	-------

State Senator - District 17, Vote For 1

DEM	Matt Jones	22	100.00%	0	0.00%	0	0.00%	22	100.00%
Cast Votes:		22	4.37%	0	0.00%	0	0.00%	22	4.37%
Over Votes:		0	0.00%	0	0.00%	0	0.00%	0	0.00%
Under Votes:		482	95.63%	0	0.00%	0	0.00%	482	95.63%

Precincts			Voters		
Counted	Total	Percent	Ballots	Registered	Percent
0	94	0.00%	504	0	0.00%

State Senator - District 18, Vote For 1

DEM	Stephen Fenberg	25	33.33%	0	0.00%	0	0.00%	25	33.33%
REP	M. Peter Spraitz	50	66.67%	0	0.00%	0	0.00%	50	66.67%
Cast Votes:		75	6.32%	0	0.00%	0	0.00%	75	6.32%
Over Votes:		25	2.11%	0	0.00%	0	0.00%	25	2.11%
Under Votes:		1,086	91.57%	0	0.00%	0	0.00%	1,086	91.57%

Precincts			Voters		
Counted	Total	Percent	Ballots	Registered	Percent
0	128	0.00%	1,186	0	0.00%

State Representative - District 10, Vote For 1

DEM	Eddie Hooton	5	100.00%	0	0.00%	0	0.00%	5	100.00%
Cast Votes:		5	1.79%	0	0.00%	0	0.00%	5	1.79%
Over Votes:		0	0.00%	0	0.00%	0	0.00%	0	0.00%
Under Votes:		275	98.21%	0	0.00%	0	0.00%	275	98.21%

Precincts			Voters		
Counted	Total	Percent	Ballots	Registered	Percent
0	59	0.00%	280	0	0.00%

2016 General LAT Optimal Settings Test

Cumulative Report — Official

Boulder County, Colorado — 2016 Boulder County General Election — November 08, 2016

Page 5 of 22

10/20/2016 10:55 AM

Total Number of Voters : 1,837 of 0 = 0.00%

Precincts Reporting 0 of 234 = 0.00%

Party	Candidate	Absentee	Early	Election	Total
-------	-----------	----------	-------	----------	-------

State Representative - District 11, Vote For 1

DEM	Jonathan Singer	12	33.33%	0	0.00%	0	0.00%	12	33.33%
REP	Corey Piper	24	66.67%	0	0.00%	0	0.00%	24	66.67%

Cast Votes: 36 6.57% 0 0.00% 0 0.00% 36 6.57%

Over Votes: 12 2.19% 0 0.00% 0 0.00% 12 2.19%

Under Votes: 500 91.24% 0 0.00% 0 0.00% 500 91.24%

Precincts			Voters		
Counted	Total	Percent	Ballots	Registered	Percent
0	57	0.00%	548	0	0.00%

State Representative - District 12, Vote For 1

REP	Bob Dillon	11	33.33%	0	0.00%	0	0.00%	11	33.33%
DEM	Mike Foote	22	66.67%	0	0.00%	0	0.00%	22	66.67%

Cast Votes: 33 6.82% 0 0.00% 0 0.00% 33 6.82%

Over Votes: 11 2.27% 0 0.00% 0 0.00% 11 2.27%

Under Votes: 440 90.91% 0 0.00% 0 0.00% 440 90.91%

Precincts			Voters		
Counted	Total	Percent	Ballots	Registered	Percent
0	55	0.00%	484	0	0.00%

State Representative - District 13, Vote For 1

DEM	KC Becker	7	100.00%	0	0.00%	0	0.00%	7	100.00%
-----	-----------	---	---------	---	-------	---	-------	---	---------

Cast Votes: 7 2.10% 0 0.00% 0 0.00% 7 2.10%

Over Votes: 0 0.00% 0 0.00% 0 0.00% 0 0.00%

Under Votes: 327 97.90% 0 0.00% 0 0.00% 327 97.90%

Precincts			Voters		
Counted	Total	Percent	Ballots	Registered	Percent
0	48	0.00%	334	0	0.00%

2016 General LAT Optimal Settings Test

Cumulative Report — Official

Boulder County, Colorado — 2016 Boulder County General Election — November 08, 2016

Page 6 of 22

10/20/2016 10:55 AM

Total Number of Voters : 1,837 of 0 = 0.00%

Precincts Reporting 0 of 234 = 0.00%

Party	Candidate	Absentee	Early	Election	Total
-------	-----------	----------	-------	----------	-------

State Representative - District 33, Vote For 1

REP	Karen Nelson	4	25.00%	0	0.00%	0	0.00%	4	25.00%
DEM	Matt Gray	8	50.00%	0	0.00%	0	0.00%	8	50.00%
LBR	Kim Tavendale	4	25.00%	0	0.00%	0	0.00%	4	25.00%

Cast Votes:	16	9.09%	0	0.00%	0	0.00%	16	9.09%
Over Votes:	4	2.27%	0	0.00%	0	0.00%	4	2.27%
Under Votes:	156	88.64%	0	0.00%	0	0.00%	156	88.64%

Precincts			Voters		
Counted	Total	Percent	Ballots	Registered	Percent
0	14	0.00%	176	0	0.00%

District Attorney - 20th Judicial District, Vote For 1

DEM	Stan Garnett	40	100.00%	0	0.00%	0	0.00%	40	100.00%
-----	--------------	----	---------	---	-------	---	-------	----	---------

Cast Votes:	40	2.20%	0	0.00%	0	0.00%	40	2.20%
Over Votes:	0	0.00%	0	0.00%	0	0.00%	0	0.00%
Under Votes:	1,782	97.80%	0	0.00%	0	0.00%	1,782	97.80%

Precincts			Voters		
Counted	Total	Percent	Ballots	Registered	Percent
0	233	0.00%	1,822	0	0.00%

Regional Transportation District Director - District I, Vote For 1

Véronique Marie Bellamy	12	25.00%	0	0.00%	0	0.00%	12	25.00%
Lee Kemp	24	50.00%	0	0.00%	0	0.00%	24	50.00%
Judy Lubow	12	25.00%	0	0.00%	0	0.00%	12	25.00%

Cast Votes:	48	8.76%	0	0.00%	0	0.00%	48	8.76%
Over Votes:	13	2.37%	0	0.00%	0	0.00%	13	2.37%
Under Votes:	487	88.87%	0	0.00%	0	0.00%	487	88.87%

Precincts			Voters		
Counted	Total	Percent	Ballots	Registered	Percent
0	74	0.00%	548	0	0.00%

2016 General LAT Optimal Settings Test

Cumulative Report — Official

Boulder County, Colorado — 2016 Boulder County General Election — November 08, 2016

Page 7 of 22

10/20/2016 10:55 AM

Total Number of Voters : 1,837 of 0 = 0.00%

Precincts Reporting 0 of 234 = 0.00%

Party	Candidate	Absentee	Early	Election	Total
-------	-----------	----------	-------	----------	-------

County Commissioner - District 1, Vote For 1

REP	Kevin Sipple	39	33.33%	0	0.00%	0	0.00%	39	33.33%
DEM	Elise Jones	78	66.67%	0	0.00%	0	0.00%	78	66.67%

Cast Votes: 117 6.42% 0 0.00% 0 0.00% 117 6.42%

Over Votes: 39 2.14% 0 0.00% 0 0.00% 39 2.14%

Under Votes: 1,666 91.44% 0 0.00% 0 0.00% 1,666 91.44%

Precincts			Voters		
Counted	Total	Percent	Ballots	Registered	Percent
0	233	0.00%	1,822	0	0.00%

County Commissioner - District 2, Vote For 1

DEM	Deb Gardner	39	33.33%	0	0.00%	0	0.00%	39	33.33%
REP	Paul Danish	78	66.67%	0	0.00%	0	0.00%	78	66.67%

Cast Votes: 117 6.42% 0 0.00% 0 0.00% 117 6.42%

Over Votes: 39 2.14% 0 0.00% 0 0.00% 39 2.14%

Under Votes: 1,666 91.44% 0 0.00% 0 0.00% 1,666 91.44%

Precincts			Voters		
Counted	Total	Percent	Ballots	Registered	Percent
0	233	0.00%	1,822	0	0.00%

Town of Superior - Trustee (4 Year Term), Vote For 3

Kevin C. Ryan	1	5.56%	0	0.00%	0	0.00%	1	5.56%
Jason Reese	1	5.56%	0	0.00%	0	0.00%	1	5.56%
Sandie Hammerly	1	5.56%	0	0.00%	0	0.00%	1	5.56%
Narayan Shrestha	2	11.11%	0	0.00%	0	0.00%	2	11.11%
Mark Lacis	2	11.11%	0	0.00%	0	0.00%	2	11.11%
Patricia E. Dunham	2	11.11%	0	0.00%	0	0.00%	2	11.11%
Gladys M. Forshee	3	16.67%	0	0.00%	0	0.00%	3	16.67%
Anthony Stewart	3	16.67%	0	0.00%	0	0.00%	3	16.67%
Jerry Malia	3	16.67%	0	0.00%	0	0.00%	3	16.67%

Cast Votes: 18 13.64% 0 0.00% 0 0.00% 18 13.64%

Over Votes: 1 2.27% 0 0.00% 0 0.00% 1 2.27%

Under Votes: 111 84.09% 0 0.00% 0 0.00% 111 84.09%

Precincts			Voters		
Counted	Total	Percent	Ballots	Registered	Percent
0	8	0.00%	44	0	0.00%

2016 General LAT Optimal Settings Test

Cumulative Report — Official

Boulder County, Colorado — 2016 Boulder County General Election — November 08, 2016

Page 8 of 22

10/20/2016 10:55 AM

Total Number of Voters : 1,837 of 0 = 0.00%

Precincts Reporting 0 of 234 = 0.00%

Party	Candidate	Absentee	Early	Election	Total
-------	-----------	----------	-------	----------	-------

Colorado Supreme Court Justice - William Hood, Vote For 1

YES	38	33.63%	0	0.00%	0	0.00%	38	33.63%
NO	75	66.37%	0	0.00%	0	0.00%	75	66.37%

Cast Votes:	113	6.20%	0	0.00%	0	0.00%	113	6.20%
Over Votes:	39	2.14%	0	0.00%	0	0.00%	39	2.14%
Under Votes:	1,670	91.66%	0	0.00%	0	0.00%	1,670	91.66%

Precincts			Voters		
Counted	Total	Percent	Ballots	Registered	Percent
0	233	0.00%	1,822	0	0.00%

Colorado Court of Appeals Judge - Karen M. Ashby, Vote For 1

YES	39	33.91%	0	0.00%	0	0.00%	39	33.91%
NO	76	66.09%	0	0.00%	0	0.00%	76	66.09%

Cast Votes:	115	6.31%	0	0.00%	0	0.00%	115	6.31%
Over Votes:	39	2.14%	0	0.00%	0	0.00%	39	2.14%
Under Votes:	1,668	91.55%	0	0.00%	0	0.00%	1,668	91.55%

Precincts			Voters		
Counted	Total	Percent	Ballots	Registered	Percent
0	233	0.00%	1,822	0	0.00%

Colorado Court of Appeals Judge - Michael H. Berger, Vote For 1

YES	40	33.90%	0	0.00%	0	0.00%	40	33.90%
NO	78	66.10%	0	0.00%	0	0.00%	78	66.10%

Cast Votes:	118	6.48%	0	0.00%	0	0.00%	118	6.48%
Over Votes:	38	2.09%	0	0.00%	0	0.00%	38	2.09%
Under Votes:	1,666	91.44%	0	0.00%	0	0.00%	1,666	91.44%

Precincts			Voters		
Counted	Total	Percent	Ballots	Registered	Percent
0	233	0.00%	1,822	0	0.00%

2016 General LAT Optimal Settings Test

Cumulative Report — Official

Boulder County, Colorado — 2016 Boulder County General Election — November 08, 2016

Page 9 of 22

10/20/2016 10:55 AM

Total Number of Voters : 1,837 of 0 = 0.00%

Precincts Reporting 0 of 234 = 0.00%

Party	Candidate	Absentee	Early	Election	Total
-------	-----------	----------	-------	----------	-------

Colorado Court of Appeals Judge - Steven L. Bernard, Vote For 1

YES	39	33.33%	0	0.00%	0	0.00%	39	33.33%
NO	78	66.67%	0	0.00%	0	0.00%	78	66.67%

Cast Votes:	117	6.42%	0	0.00%	0	0.00%	117	6.42%
Over Votes:	39	2.14%	0	0.00%	0	0.00%	39	2.14%
Under Votes:	1,666	91.44%	0	0.00%	0	0.00%	1,666	91.44%

Precincts			Voters		
Counted	Total	Percent	Ballots	Registered	Percent
0	233	0.00%	1,822	0	0.00%

Colorado Court of Appeals Judge - Stephanie E. Dunn, Vote For 1

YES	39	33.62%	0	0.00%	0	0.00%	39	33.62%
NO	77	66.38%	0	0.00%	0	0.00%	77	66.38%

Cast Votes:	116	6.37%	0	0.00%	0	0.00%	116	6.37%
Over Votes:	40	2.20%	0	0.00%	0	0.00%	40	2.20%
Under Votes:	1,666	91.44%	0	0.00%	0	0.00%	1,666	91.44%

Precincts			Voters		
Counted	Total	Percent	Ballots	Registered	Percent
0	233	0.00%	1,822	0	0.00%

Colorado Court of Appeals Judge - David Furman, Vote For 1

YES	39	33.33%	0	0.00%	0	0.00%	39	33.33%
NO	78	66.67%	0	0.00%	0	0.00%	78	66.67%

Cast Votes:	117	6.42%	0	0.00%	0	0.00%	117	6.42%
Over Votes:	39	2.14%	0	0.00%	0	0.00%	39	2.14%
Under Votes:	1,666	91.44%	0	0.00%	0	0.00%	1,666	91.44%

Precincts			Voters		
Counted	Total	Percent	Ballots	Registered	Percent
0	233	0.00%	1,822	0	0.00%

2016 General LAT Optimal Settings Test

Cumulative Report — Official

Boulder County, Colorado — 2016 Boulder County General Election — November 08, 2016

Page 10 of 22

10/20/2016 10:55 AM

Total Number of Voters : 1,837 of 0 = 0.00%

Precincts Reporting 0 of 234 = 0.00%

Party	Candidate	Absentee	Early	Election	Total
-------	-----------	----------	-------	----------	-------

Colorado Court of Appeals Judge - Robert D. Hawthorne, Vote For 1

YES	39	33.05%	0	0.00%	0	0.00%	39	33.05%
NO	78	66.95%	0	0.00%	0	0.00%	78	66.95%

Cast Votes:	118	6.48%	0	0.00%	0	0.00%	118	6.48%
-------------	-----	-------	---	-------	---	-------	-----	-------

Over Votes:	39	2.14%	0	0.00%	0	0.00%	39	2.14%
Under Votes:	1,665	91.38%	0	0.00%	0	0.00%	1,665	91.38%

Precincts			Voters		
Counted	Total	Percent	Ballots	Registered	Percent
0	233	0.00%	1,822	0	0.00%

Colorado Court of Appeals Judge - Jerry N. Jones, Vote For 1

YES	39	33.33%	0	0.00%	0	0.00%	39	33.33%
NO	78	66.67%	0	0.00%	0	0.00%	78	66.67%

Cast Votes:	117	6.42%	0	0.00%	0	0.00%	117	6.42%
-------------	-----	-------	---	-------	---	-------	-----	-------

Over Votes:	39	2.14%	0	0.00%	0	0.00%	39	2.14%
Under Votes:	1,666	91.44%	0	0.00%	0	0.00%	1,666	91.44%

Precincts			Voters		
Counted	Total	Percent	Ballots	Registered	Percent
0	233	0.00%	1,822	0	0.00%

Colorado Court of Appeals Judge - Anthony J. Navarro, Vote For 1

YES	39	33.33%	0	0.00%	0	0.00%	39	33.33%
NO	78	66.67%	0	0.00%	0	0.00%	78	66.67%

Cast Votes:	117	6.42%	0	0.00%	0	0.00%	117	6.42%
-------------	-----	-------	---	-------	---	-------	-----	-------

Over Votes:	39	2.14%	0	0.00%	0	0.00%	39	2.14%
Under Votes:	1,666	91.44%	0	0.00%	0	0.00%	1,666	91.44%

Precincts			Voters		
Counted	Total	Percent	Ballots	Registered	Percent
0	233	0.00%	1,822	0	0.00%

* Red border captured as black pixels & was captured as avale. Official ballots have no red or color print options beyond the green stripe.
Visual Inspection looks for color & resolves per voter intent.

2016 General LAT Optimal Settings Test

Cumulative Report — Official

Boulder County, Colorado — 2016 Boulder County General Election — November 08, 2016

Page 11 of 22

10/20/2016 10:55 AM

Total Number of Voters : 1,837 of 0 = 0.00%

Precincts Reporting 0 of 234 = 0.00%

Party	Candidate	Absentee	Early	Election	Total
-------	-----------	----------	-------	----------	-------

Colorado Court of Appeals Judge - Gilbert M. Román, Vote For 1

YES	39	33.62%	0	0.00%	0	0.00%	39	33.62%
NO	77	66.38%	0	0.00%	0	0.00%	77	66.38%

Cast Votes:	116	6.37%	0	0.00%	0	0.00%	116	6.37%
Over Votes:	39	2.14%	0	0.00%	0	0.00%	39	2.14%
Under Votes:	1,667	91.49%	0	0.00%	0	0.00%	1,667	91.49%

Precincts			Voters		
Counted	Total	Percent	Ballots	Registered	Percent
0	233	0.00%	1,822	0	0.00%

Colorado Court of Appeals Judge - Diana Terry, Vote For 1

YES	40	34.19%	0	0.00%	0	0.00%	40	34.19%
NO	77	65.81%	0	0.00%	0	0.00%	77	65.81%

Cast Votes:	117	6.42%	0	0.00%	0	0.00%	117	6.42%
Over Votes:	38	2.09%	0	0.00%	0	0.00%	38	2.09%
Under Votes:	1,667	91.49%	0	0.00%	0	0.00%	1,667	91.49%

Precincts			Voters		
Counted	Total	Percent	Ballots	Registered	Percent
0	233	0.00%	1,822	0	0.00%

District Court Judge - 20th Judicial District - Andrew Hartman, Vote For 1

YES	39	33.33%	0	0.00%	0	0.00%	39	33.33%
NO	78	66.67%	0	0.00%	0	0.00%	78	66.67%

Cast Votes:	117	6.42%	0	0.00%	0	0.00%	117	6.42%
Over Votes:	39	2.14%	0	0.00%	0	0.00%	39	2.14%
Under Votes:	1,666	91.44%	0	0.00%	0	0.00%	1,666	91.44%

Precincts			Voters		
Counted	Total	Percent	Ballots	Registered	Percent
0	233	0.00%	1,822	0	0.00%

2016 General LAT Optimal Settings Test

Cumulative Report — Official

Boulder County, Colorado — 2016 Boulder County General Election — November 08, 2016

Page 12 of 22

10/20/2016 10:55 AM

Total Number of Voters : 1,837 of 0 = 0.00%

Precincts Reporting 0 of 234 = 0.00%

Party	Candidate	Absentee	Early	Election	Total
-------	-----------	----------	-------	----------	-------

District Court Judge - 20th Judicial District - Bruce Langer, Vote For 1

YES	40	33.90%	0	0.00%	0	0.00%	40	33.90%
NO	78	66.10%	0	0.00%	0	0.00%	78	66.10%

Cast Votes:	118	6.48%	0	0.00%	0	0.00%	118	6.48%
Over Votes:	39	2.14%	0	0.00%	0	0.00%	39	2.14%
Under Votes:	1,665	91.38%	0	0.00%	0	0.00%	1,665	91.38%

Precincts			Voters		
Counted	Total	Percent	Ballots	Registered	Percent
0	233	0.00%	1,822	0	0.00%

Amendment T (CONSTITUTIONAL), Vote For 1

YES/FOR	39	33.33%	0	0.00%	0	0.00%	39	33.33%
NO/AGAINST	78	66.67%	0	0.00%	0	0.00%	78	66.67%

Cast Votes:	117	6.42%	0	0.00%	0	0.00%	117	6.42%
Over Votes:	39	2.14%	0	0.00%	0	0.00%	39	2.14%
Under Votes:	1,666	91.44%	0	0.00%	0	0.00%	1,666	91.44%

Precincts			Voters		
Counted	Total	Percent	Ballots	Registered	Percent
0	233	0.00%	1,822	0	0.00%

Amendment U (CONSTITUTIONAL), Vote For 1

YES/FOR	39	33.33%	0	0.00%	0	0.00%	39	33.33%
NO/AGAINST	78	66.67%	0	0.00%	0	0.00%	78	66.67%

Cast Votes:	117	6.42%	0	0.00%	0	0.00%	117	6.42%
Over Votes:	39	2.14%	0	0.00%	0	0.00%	39	2.14%
Under Votes:	1,666	91.44%	0	0.00%	0	0.00%	1,666	91.44%

Precincts			Voters		
Counted	Total	Percent	Ballots	Registered	Percent
0	233	0.00%	1,822	0	0.00%

2016 General LAT Optimal Settings Test

Cumulative Report — Official

Boulder County, Colorado — 2016 Boulder County General Election — November 08, 2016

Page 13 of 22

10/20/2016 10:55 AM

Total Number of Voters : 1,837 of 0 = 0.00%

Precincts Reporting 0 of 234 = 0.00%

Party	Candidate	Absentee	Early	Election	Total
-------	-----------	----------	-------	----------	-------

Amendment 69 (CONSTITUTIONAL), Vote For 1

YES/FOR	39	33.62%	0	0.00%	0	0.00%	39	33.62%
NO/AGAINST	77	66.38%	0	0.00%	0	0.00%	77	66.38%

Cast Votes:	116	6.37%	0	0.00%	0	0.00%	116	6.37%
Over Votes:	38	2.09%	0	0.00%	0	0.00%	38	2.09%
Under Votes:	1,668	91.55%	0	0.00%	0	0.00%	1,668	91.55%

Precincts			Voters		
Counted	Total	Percent	Ballots	Registered	Percent
0	233	0.00%	1,822	0	0.00%

Amendment 70 (CONSTITUTIONAL), Vote For 1

YES/FOR	38	32.76%	0	0.00%	0	0.00%	38	32.76%
NO/AGAINST	78	67.24%	0	0.00%	0	0.00%	78	67.24%

Cast Votes:	116	6.37%	0	0.00%	0	0.00%	116	6.37%
Over Votes:	39	2.14%	0	0.00%	0	0.00%	39	2.14%
Under Votes:	1,667	91.49%	0	0.00%	0	0.00%	1,667	91.49%

Precincts			Voters		
Counted	Total	Percent	Ballots	Registered	Percent
0	233	0.00%	1,822	0	0.00%

Amendment 71 (CONSTITUTIONAL), Vote For 1

YES/FOR	39	33.33%	0	0.00%	0	0.00%	39	33.33%
NO/AGAINST	78	66.67%	0	0.00%	0	0.00%	78	66.67%

Cast Votes:	117	6.42%	0	0.00%	0	0.00%	117	6.42%
Over Votes:	39	2.14%	0	0.00%	0	0.00%	39	2.14%
Under Votes:	1,666	91.44%	0	0.00%	0	0.00%	1,666	91.44%

Precincts			Voters		
Counted	Total	Percent	Ballots	Registered	Percent
0	233	0.00%	1,822	0	0.00%

2016 General LAT Optimal Settings Test

Cumulative Report — Official

Boulder County, Colorado — 2016 Boulder County General Election — November 08, 2016

Page 14 of 22

10/20/2016 10:55 AM

Total Number of Voters : 1,837 of 0 = 0.00%

Precincts Reporting 0 of 234 = 0.00%

Party	Candidate	Absentee	Early	Election	Total
-------	-----------	----------	-------	----------	-------

Amendment 72 (CONSTITUTIONAL), Vote For 1

YES/FOR	38	33.04%	0	0.00%	0	0.00%	38	33.04%
NO/AGAINST	77	66.96%	0	0.00%	0	0.00%	77	66.96%

Cast Votes:	115	6.31%	0	0.00%	0	0.00%	115	6.31%
Over Votes:	39	2.14%	0	0.00%	0	0.00%	39	2.14%
Under Votes:	1,668	91.55%	0	0.00%	0	0.00%	1,668	91.55%

Precincts			Voters		
Counted	Total	Percent	Ballots	Registered	Percent
0	233	0.00%	1,822	0	0.00%

Proposition 106 (STATUTORY), Vote For 1

YES/FOR	41	35.04%	0	0.00%	0	0.00%	41	35.04%
NO/AGAINST	76	64.96%	0	0.00%	0	0.00%	76	64.96%

Cast Votes:	117	6.42%	0	0.00%	0	0.00%	117	6.42%
Over Votes:	39	2.14%	0	0.00%	0	0.00%	39	2.14%
Under Votes:	1,666	91.44%	0	0.00%	0	0.00%	1,666	91.44%

Precincts			Voters		
Counted	Total	Percent	Ballots	Registered	Percent
0	233	0.00%	1,822	0	0.00%

Proposition 107 (STATUTORY), Vote For 1

YES/FOR	39	33.33%	0	0.00%	0	0.00%	39	33.33%
NO/AGAINST	78	66.67%	0	0.00%	0	0.00%	78	66.67%

Cast Votes:	117	6.42%	0	0.00%	0	0.00%	117	6.42%
Over Votes:	39	2.14%	0	0.00%	0	0.00%	39	2.14%
Under Votes:	1,666	91.44%	0	0.00%	0	0.00%	1,666	91.44%

Precincts			Voters		
Counted	Total	Percent	Ballots	Registered	Percent
0	233	0.00%	1,822	0	0.00%

2016 General LAT Optimal Settings Test

Cumulative Report — Official

Boulder County, Colorado — 2016 Boulder County General Election — November 08, 2016

Page 15 of 22

10/20/2016 10:55 AM

Total Number of Voters : 1,837 of 0 = 0.00%

Precincts Reporting 0 of 234 = 0.00%

Party	Candidate	Absentee	Early	Election	Total
-------	-----------	----------	-------	----------	-------

Proposition 108 (STATUTORY), Vote For 1

YES/FOR	39	33.33%	0	0.00%	0	0.00%	39	33.33%
NO/AGAINST	78	66.67%	0	0.00%	0	0.00%	78	66.67%

Cast Votes:	117	6.42%	0	0.00%	0	0.00%	117	6.42%
-------------	-----	-------	---	-------	---	-------	-----	-------

Over Votes:	39	2.14%	0	0.00%	0	0.00%	39	2.14%
-------------	----	-------	---	-------	---	-------	----	-------

Under Votes:	1,666	91.44%	0	0.00%	0	0.00%	1,666	91.44%
--------------	-------	--------	---	-------	---	-------	-------	--------

Precincts			Voters		
Counted	Total	Percent	Ballots	Registered	Percent
0	233	0.00%	1,822	0	0.00%

COUNTY ISSUE 1A (Road and Bridge Mill Levy Increase):, Vote For 1

YES/FOR	39	33.33%	0	0.00%	0	0.00%	39	33.33%
NO/AGAINST	78	66.67%	0	0.00%	0	0.00%	78	66.67%

Cast Votes:	117	6.42%	0	0.00%	0	0.00%	117	6.42%
-------------	-----	-------	---	-------	---	-------	-----	-------

Over Votes:	39	2.14%	0	0.00%	0	0.00%	39	2.14%
-------------	----	-------	---	-------	---	-------	----	-------

Under Votes:	1,666	91.44%	0	0.00%	0	0.00%	1,666	91.44%
--------------	-------	--------	---	-------	---	-------	-------	--------

Precincts			Voters		
Counted	Total	Percent	Ballots	Registered	Percent
0	233	0.00%	1,822	0	0.00%

COUNTY ISSUE 1B (Countywide Open Space Sales and Use Tax Bond Authorization and Tax Extension):, Vote For 1

YES/FOR	39	33.33%	0	0.00%	0	0.00%	39	33.33%
NO/AGAINST	78	66.67%	0	0.00%	0	0.00%	78	66.67%

Cast Votes:	117	6.42%	0	0.00%	0	0.00%	117	6.42%
-------------	-----	-------	---	-------	---	-------	-----	-------

Over Votes:	39	2.14%	0	0.00%	0	0.00%	39	2.14%
-------------	----	-------	---	-------	---	-------	----	-------

Under Votes:	1,666	91.44%	0	0.00%	0	0.00%	1,666	91.44%
--------------	-------	--------	---	-------	---	-------	-------	--------

Precincts			Voters		
Counted	Total	Percent	Ballots	Registered	Percent
0	233	0.00%	1,822	0	0.00%

2016 General LAT Optimal Settings Test

Cumulative Report — Official

Boulder County, Colorado — 2016 Boulder County General Election — November 08, 2016

Page 16 of 22

10/20/2016 10:55 AM

Total Number of Voters : 1,837 of 0 = 0.00%

Precincts Reporting 0 of 234 = 0.00%

Party	Candidate	Absentee	Early	Election	Total
-------	-----------	----------	-------	----------	-------

COUNTY ISSUE 1C (Countywide Sustainability Sales and Use Tax Extension); Vote For 1

YES/FOR	40	33.90%	0	0.00%	0	0.00%	40	33.90%
NO/AGAINST	78	66.10%	0	0.00%	0	0.00%	78	66.10%

Cast Votes:	118	6.48%	0	0.00%	0	0.00%	118	6.48%
Over Votes:	38	2.09%	0	0.00%	0	0.00%	38	2.09%
Under Votes:	1,666	91.44%	0	0.00%	0	0.00%	1,666	91.44%

Precincts			Voters		
Counted	Total	Percent	Ballots	Registered	Percent
0	233	0.00%	1,822	0	0.00%

County Question 1D (District Attorney Term Limit Extension to Four Terms); Vote For 1

YES/FOR	38	32.76%	0	0.00%	0	0.00%	38	32.76%
NO/AGAINST	78	67.24%	0	0.00%	0	0.00%	78	67.24%

Cast Votes:	116	6.37%	0	0.00%	0	0.00%	116	6.37%
Over Votes:	39	2.14%	0	0.00%	0	0.00%	39	2.14%
Under Votes:	1,667	91.49%	0	0.00%	0	0.00%	1,667	91.49%

Precincts			Voters		
Counted	Total	Percent	Ballots	Registered	Percent
0	233	0.00%	1,822	0	0.00%

CITY OF BOULDER BALLOT ISSUE 2H SUGAR SWEETENED BEVERAGE PRODUCT DISTRIBUTION TAX, Vote For 1

FOR THE MEASURE	3	33.33%	0	0.00%	0	0.00%	3	33.33%
AGAINST THE MEASURE	6	66.67%	0	0.00%	0	0.00%	6	66.67%

Cast Votes:	9	4.13%	0	0.00%	0	0.00%	9	4.13%
Over Votes:	3	1.38%	0	0.00%	0	0.00%	3	1.38%
Under Votes:	206	94.50%	0	0.00%	0	0.00%	206	94.50%

Precincts			Voters		
Counted	Total	Percent	Ballots	Registered	Percent
0	87	0.00%	218	0	0.00%

2016 General LAT Optimal Settings Test

Cumulative Report — Official

Boulder County, Colorado — 2016 Boulder County General Election — November 08, 2016

Page 17 of 22

10/20/2016 10:55 AM

Total Number of Voters : 1,837 of 0 = 0.00%

Precincts Reporting 0 of 234 = 0.00%

Party	Candidate	Absentee	Early	Election	Total
-------	-----------	----------	-------	----------	-------

City of Boulder Ballot Question 2I Clarify and Amend Blue Line, Water Not Supplied West of Line, Vote For 1

For the Measure	3	33.33%	0	0.00%	0	0.00%	3	33.33%
Against the Measure	6	66.67%	0	0.00%	0	0.00%	6	66.67%

Cast Votes:	9	4.13%	0	0.00%	0	0.00%	9	4.13%
Over Votes:	3	1.38%	0	0.00%	0	0.00%	3	1.38%
Under Votes:	206	94.50%	0	0.00%	0	0.00%	206	94.50%

Precincts			Voters		
Counted	Total	Percent	Ballots	Registered	Percent
0	87	0.00%	218	0	0.00%

City of Boulder Ballot Question 2J Provide Insurance Benefits for Council Members, Vote For 1

For the Measure	3	33.33%	0	0.00%	0	0.00%	3	33.33%
Against the Measure	6	66.67%	0	0.00%	0	0.00%	6	66.67%

Cast Votes:	9	4.13%	0	0.00%	0	0.00%	9	4.13%
Over Votes:	3	1.38%	0	0.00%	0	0.00%	3	1.38%
Under Votes:	206	94.50%	0	0.00%	0	0.00%	206	94.50%

Precincts			Voters		
Counted	Total	Percent	Ballots	Registered	Percent
0	87	0.00%	218	0	0.00%

City of Boulder Ballot Question 302 Qualifications of Council Members, Vote For 1

For the Measure	3	33.33%	0	0.00%	0	0.00%	3	33.33%
Against the Measure	6	66.67%	0	0.00%	0	0.00%	6	66.67%

Cast Votes:	9	4.13%	0	0.00%	0	0.00%	9	4.13%
Over Votes:	3	1.38%	0	0.00%	0	0.00%	3	1.38%
Under Votes:	206	94.50%	0	0.00%	0	0.00%	206	94.50%

Precincts			Voters		
Counted	Total	Percent	Ballots	Registered	Percent
0	87	0.00%	218	0	0.00%

2016 General LAT Optimal Settings Test

Cumulative Report — Official

Boulder County, Colorado — 2016 Boulder County General Election — November 08, 2016

Page 18 of 22

10/20/2016 10:55 AM

Total Number of Voters : 1,837 of C = 0.00%

Precincts Reporting 0 of 234 = 0.00%

Party	Candidate	Absentee	Early	Election	Total
-------	-----------	----------	-------	----------	-------

CITY OF LAFAYETTE BALLOT ISSUE NO. 2C CITY OF LAFAYETTE COMMUNITY BUS PASS PROGRAM LEVY, Vote For 1

YES/FOR	1	33.33%	0	0.00%	0	0.00%	1	33.33%
NO/AGAINST	2	66.67%	0	0.00%	0	0.00%	2	66.67%

Cast Votes:	3	6.82%	0	0.00%	0	0.00%	3	6.82%
Over Votes:	1	2.27%	0	0.00%	0	0.00%	1	2.27%
Under Votes:	40	90.91%	0	0.00%	0	0.00%	40	90.91%

Precincts			Voters		
Counted	Total	Percent	Ballots	Registered	Percent
0	17	0.00%	44	0	0.00%

CITY OF LAFAYETTE BALLOT ISSUE NO. 2D CITY OF LAFAYETTE STORAGE TAX, Vote For 1

YES/FOR	1	33.33%	0	0.00%	0	0.00%	1	33.33%
NO/AGAINST	2	66.67%	0	0.00%	0	0.00%	2	66.67%

Cast Votes:	3	6.82%	0	0.00%	0	0.00%	3	6.82%
Over Votes:	1	2.27%	0	0.00%	0	0.00%	1	2.27%
Under Votes:	40	90.91%	0	0.00%	0	0.00%	40	90.91%

Precincts			Voters		
Counted	Total	Percent	Ballots	Registered	Percent
0	17	0.00%	44	0	0.00%

City Of Lafayette Ballot Question No. 2E Authorizing The Provision Of Telecommunication Services, Vote For 1

YES/FOR	1	33.33%	0	0.00%	0	0.00%	1	33.33%
NO/AGAINST	2	66.67%	0	0.00%	0	0.00%	2	66.67%

Cast Votes:	3	6.82%	0	0.00%	0	0.00%	3	6.82%
Over Votes:	1	2.27%	0	0.00%	0	0.00%	1	2.27%
Under Votes:	40	90.91%	0	0.00%	0	0.00%	40	90.91%

Precincts			Voters		
Counted	Total	Percent	Ballots	Registered	Percent
0	17	0.00%	44	0	0.00%

2016 General LAT Optimal Settings Test

Cumulative Report — Official

Boulder County, Colorado — 2016 Boulder County General Election — November 08, 2016

Page 19 of 22

10/20/2016 10:55 AM

Total Number of Voters : 1,837 of 0 = 0.00%

Precincts Reporting 0 of 234 = 0.00%

Party	Candidate	Absentee	Early	Election	Total
-------	-----------	----------	-------	----------	-------

City Of Lafayette Ballot Question No. 2F Charter Amendment Boards And Commissions Qualifications, Vote For 1

YES/FOR	1	33.33%	0	0.00%	0	0.00%	1	33.33%
NO/AGAINST	2	66.67%	0	0.00%	0	0.00%	2	66.67%

Cast Votes:	3	6.82%	0	0.00%	0	0.00%	3	6.82%
Over Votes:	1	2.27%	0	0.00%	0	0.00%	1	2.27%
Under Votes:	40	90.91%	0	0.00%	0	0.00%	40	90.91%

Precincts			Voters		
Counted	Total	Percent	Ballots	Registered	Percent
0	17	0.00%	44	0	0.00%

CITY OF LOUISVILLE BALLOT ISSUE 2A, Vote For 1

YES/FOR	1	33.33%	0	0.00%	0	0.00%	1	33.33%
NO/AGAINST	2	66.67%	0	0.00%	0	0.00%	2	66.67%

Cast Votes:	3	6.82%	0	0.00%	0	0.00%	3	6.82%
Over Votes:	1	2.27%	0	0.00%	0	0.00%	1	2.27%
Under Votes:	40	90.91%	0	0.00%	0	0.00%	40	90.91%

Precincts			Voters		
Counted	Total	Percent	Ballots	Registered	Percent
0	15	0.00%	44	0	0.00%

CITY OF LOUISVILLE BALLOT ISSUE 2B, Vote For 1

YES/FOR	1	33.33%	0	0.00%	0	0.00%	1	33.33%
NO/AGAINST	2	66.67%	0	0.00%	0	0.00%	2	66.67%

Cast Votes:	3	6.82%	0	0.00%	0	0.00%	3	6.82%
Over Votes:	1	2.27%	0	0.00%	0	0.00%	1	2.27%
Under Votes:	40	90.91%	0	0.00%	0	0.00%	40	90.91%

Precincts			Voters		
Counted	Total	Percent	Ballots	Registered	Percent
0	15	0.00%	44	0	0.00%

2016 General LAT Optimal Settings Test

Cumulative Report — Official

Boulder County, Colorado — 2016 Boulder County General Election — November 08, 2016

Page 20 of 22

10/20/2016 10:55 AM

Total Number of Voters : 1,837 of 0 = 0.00%

Precincts Reporting 0 of 234 = 0.00%

Party	Candidate	Absentee	Early	Election	Total
-------	-----------	----------	-------	----------	-------

Town of Superior Ballot Question 2G Authorizing Municipal Broadband Services, Vote For 1

YES/FOR	1	33.33%	0	0.00%	0	0.00%	1	33.33%
NO/AGAINST	2	66.67%	0	0.00%	0	0.00%	2	66.67%
Cast Votes:	3	6.82%	0	0.00%	0	0.00%	3	6.82%
Over Votes:	1	2.27%	0	0.00%	0	0.00%	1	2.27%
Under Votes:	40	90.91%	0	0.00%	0	0.00%	40	90.91%

Precincts			Voters		
Counted	Total	Percent	Ballots	Registered	Percent
0	8	0.00%	44	0	0.00%

BOULDER VALLEY SCHOOL DISTRICT BALLOT ISSUE 3A:, Vote For 1

YES/FOR	18	33.33%	0	0.00%	0	0.00%	18	33.33%
NO/AGAINST	36	66.67%	0	0.00%	0	0.00%	36	66.67%
Cast Votes:	54	6.15%	0	0.00%	0	0.00%	54	6.15%
Over Votes:	18	2.05%	0	0.00%	0	0.00%	18	2.05%
Under Votes:	806	91.80%	0	0.00%	0	0.00%	806	91.80%

Precincts			Voters		
Counted	Total	Percent	Ballots	Registered	Percent
0	159	0.00%	878	0	0.00%

ST. VRAIN VALLEY SCHOOL DISTRICT NO. RE-1J BALLOT ISSUE NO. 3A, Vote For 1

YES/FOR	16	33.33%	0	0.00%	0	0.00%	16	33.33%
NO/AGAINST	32	66.67%	0	0.00%	0	0.00%	32	66.67%
Cast Votes:	48	6.63%	0	0.00%	0	0.00%	48	6.63%
Over Votes:	16	2.21%	0	0.00%	0	0.00%	16	2.21%
Under Votes:	660	91.16%	0	0.00%	0	0.00%	660	91.16%

Precincts			Voters		
Counted	Total	Percent	Ballots	Registered	Percent
0	81	0.00%	724	0	0.00%

2016 General LAT Optimal Settings Test

Cumulative Report — Official

Boulder County, Colorado — 2016 Boulder County General Election — November 08, 2016

Page 21 of 22

10/20/2016 10:55 AM

Total Number of Voters : 1,837 of 0 = 0.00%

Precincts Reporting 0 of 234 = 0.00%

Party	Candidate	Absentee	Early	Election	Total
-------	-----------	----------	-------	----------	-------

THOMPSON SCHOOL DISTRICT R2-J BALLOT ISSUE NO. 3D, Vote For 1

YES/FOR	2	33.33%	0	0.00%	0	0.00%	2	33.33%
NO/AGAINST	4	66.67%	0	0.00%	0	0.00%	4	66.67%

Cast Votes:	6	6.82%	0	0.00%	0	0.00%	6	6.82%
Over Votes:	2	2.27%	0	0.00%	0	0.00%	2	2.27%
Under Votes:	80	90.91%	0	0.00%	0	0.00%	80	90.91%

Precincts			Voters		
Counted	Total	Percent	Ballots	Registered	Percent
0	2	0.00%	88	0	0.00%

THOMPSON SCHOOL DISTRICT R2-J BALLOT ISSUE NO. 3E, Vote For 1

YES/FOR	2	33.33%	0	0.00%	0	0.00%	2	33.33%
NO/AGAINST	4	66.67%	0	0.00%	0	0.00%	4	66.67%

Cast Votes:	6	6.82%	0	0.00%	0	0.00%	6	6.82%
Over Votes:	2	2.27%	0	0.00%	0	0.00%	2	2.27%
Under Votes:	80	90.91%	0	0.00%	0	0.00%	80	90.91%

Precincts			Voters		
Counted	Total	Percent	Ballots	Registered	Percent
0	2	0.00%	88	0	0.00%

ST. VRAIN & LEFT HAND WATER CONSERVANCY DISTRICT BALLOT ISSUE NO. 4A:, Vote For 1

YES/FOR	18	33.33%	0	0.00%	0	0.00%	18	33.33%
NO/AGAINST	36	66.67%	0	0.00%	0	0.00%	36	66.67%

Cast Votes:	54	7.36%	0	0.00%	0	0.00%	54	7.36%
Over Votes:	18	2.45%	0	0.00%	0	0.00%	18	2.45%
Under Votes:	662	90.19%	0	0.00%	0	0.00%	662	90.19%

Precincts			Voters		
Counted	Total	Percent	Ballots	Registered	Percent
0	81	0.00%	734	0	0.00%

2016 General LAT Optimal Settings Test

Cumulative Report — Official

Boulder County, Colorado — 2016 Boulder County General Election — November 08, 2016

Page 22 of 22

10/20/2016 10:55 AM

Total Number of Voters : 1,837 of 0 = 0.00%

Precincts Reporting 0 of 234 = 0.00%

Party	Candidate	Absentee	Early	Election	Total
-------	-----------	----------	-------	----------	-------

The Denver Metropolitan Scientific and Cultural Facilities District ("SCFD") Ballot Issue 4B, Vote For 1

YES/FOR	39	33.33%	0	0.00%	0	0.00%	39	33.33%
NO/AGAINST	78	66.67%	0	0.00%	0	0.00%	78	66.67%

Cast Votes:	117	6.42%	0	0.00%	0	0.00%	117	6.42%
Over Votes:	39	2.14%	0	0.00%	0	0.00%	39	2.14%
Under Votes:	1,666	91.44%	0	0.00%	0	0.00%	1,666	91.44%

Precincts			Voters		
Counted	Total	Percent	Ballots	Registered	Percent
0	233	0.00%	1,822	0	0.00%

KNOLLWOOD METROPOLITAN DISTRICT BALLOT ISSUE 5A, Vote For 1

YES/FOR	3	33.33%	0	0.00%	0	0.00%	3	33.33%
NO/AGAINST	6	66.67%	0	0.00%	0	0.00%	6	66.67%

Cast Votes:	9	16.67%	0	0.00%	0	0.00%	9	16.67%
Over Votes:	3	5.56%	0	0.00%	0	0.00%	3	5.56%
Under Votes:	42	77.78%	0	0.00%	0	0.00%	42	77.78%

Precincts			Voters		
Counted	Total	Percent	Ballots	Registered	Percent
0	2	0.00%	54	0	0.00%

Total Ballots 1837

Contest	MVW Total	Machine Total	Difference
Presidential Electors			
Hillary Clinton / Tim Kaine	39	39	0
Donald J. Trump / Michael R. Pence	78	78	0
Darrell L. Castle / Scott N. Bradley	39	39	0
Gary Johnson / Bill Weld	78	78	0
Jill Stein / Ajamu Baraka	39	39	0
Frank Atwood / Blake Huber	78	78	0
"Rocky" Roque De La Fuente / Michael Steinberg	40	40	0
James Hedges / Bill Bayes	78	78	0
Tom Hoefling / Steve Schulin	39	39	0
Chris Keniston / Deacon Taylor	78	78	0
Alyson Kennedy / Osborne Hart	39	39	0
Kyle Kenley Kopitke / Nathan R. Sorenson	77	77	0
Laurence Kotlikoff / Edward Leamer	40	40	0
Gloria Estela La Riva / Dennis J. Banks	78	78	0
Bradford Lyttle / Hannah Walsh	39	39	0
Joseph Allen Maldonado / Douglas K. Terranova	78	78	0
Michael A. Maturen / Juan Munoz	39	39	0
Evan McMullin / Nathan Johnson	78	78	0
Ryan Alan Scott / Bruce Kendall Barnard	40	40	0
Rod Silva / Richard C. Silva Nutrition	77	77	0
Mike Smith / Daniel White	39	39	0
Emidio Soltysik / Angela Nicole Walker	78	78	0
Uncertified Write-in Count	348	348	0
Overvote	39	39	0
Undervotes	147	147	0
United States Senator			
Michael Bennet	39	39	0
Darryl Glenn	77	77	0
Lily Tang Williams	39	39	0
Arn Menconi	78	78	0
Bill Hammons	38	38	0
Dan Chapin	79	79	0
Paul Noel Fiorino	40	40	0
Uncertified Write-in Count	77	77	0
Overvote	39	39	0
Undervotes	1316	1316	0
Representative Congressional District 2			
Jared Polis	35	35	0
Nicholas Morse	67	67	0
Richard Longstreth	32	32	0
Overvote	36	36	0
Undervotes	1368	1368	0

PKP
C.J.

Contest	MVW Total	Machine Total	Differenc e
Representative Congressional District 4			
Bob Seay	6	6	0
Ken Buck	12	12	0
Bruce Griffith	12	12	0
Uncertified Write-in Count	6	6	0
Overvote	5	5	0
Undervotes	243	243	0
CU Regent - At Large			
Alice Madden	40	40	0
Heidi Ganahl	78	78	0
Overvote	38	38	0
Undervotes	1666	1666	0
CU Regent - CD 4			
Suzanne M. Sharkey	7	7	0
Bob Owens	12	12	0
Overvote	6	6	0
Undervotes	259	259	0
State Senator - District 17			
Matt Jones	22	22	0
Overvote	0	0	0
Undervotes	482	482	0
State Senator - District 18			
Stephen Fenberg	25	25	0
M. Peter Spraitz	50	50	0
Overvote	25	25	0
Undervotes	1086	1086	0
State Representative - District 10			
Edie Hooton	5	5	0
Overvote	0	0	0
Undervotes	275	275	0
State Representative - District 11			
Jonathan Singer	12	12	0
Corey Piper	24	24	0
Overvote	12	12	0
Undervotes	500	500	0
State Representative - District 12			
Bob Dillon	11	11	0
Mike Foote	22	22	0
Overvote	11	11	0
Undervotes	440	440	0
State Representative - District 13			
KC Becker	7	7	0
Overvote	0	0	0
Undervotes	327	327	0

Contest	MVW Total	Machine Total	Differenc e
State Representative - District 33			
Karen Nelson	4	4	0
Matt Gray	8	8	0
Kim Tavendale	4	4	0
Overvote	4	4	0
Undervotes	156	156	0
District Attorney - 20th Judicial District			
Stan Garnett	40	40	0
Overvote	0	0	0
Undervotes	1782	1782	0
RTD Director - District I			
Véronique Marie Bellamy	12	12	0
Lee Kemp	24	24	0
Judy Lubow	12	12	0
Overvote	13	13	0
Undervotes	487	487	0
County Commissioner - District 1			
Kevin Sipple	39	39	0
Elise Jones	78	78	0
Overvote	39	39	0
Undervotes	1666	1666	0
County Commissioner - District 2			
Deb Gardner	39	39	0
Paul Danish	78	78	0
Overvote	39	39	0
Undervotes	1666	1666	0
Town of Superior - Trustee (Vote for 3)			
Kevin C. Ryan	1	1	0
Jason Reese	1	1	0
Sandie Hammerly	1	1	0
Narayan Shrestha	2	2	0
Mark Lacis	2	2	0
Patricia E. Dunham	2	2	0
Gladys M. Forshee	3	3	0
Anthony Stewart	3	3	0
Jerry Malia	3	3	0
Overvote	1	1	0
Undervotes	111	111	0
Colo. Supreme Court Justice - William Hood			
YES	38	38	0
NO	75	75	0
Overvote	39	39	0
Undervotes	1670	1670	0

ppf
C.J.

Contest	MVW Total	Machine Total	Difference
Colo. Appeals Judge - Karen M. Ashby			
YES	39	39	0
NO	76	76	0
Overvote	39	39	0
Undervotes	1668	1668	0
Colo. Appeals Judge - Michael H. Berger			
YES	40	40	0
NO	78	78	0
Overvote	38	38	0
Undervotes	1666	1666	0
Colo. Appeals Judge - Steven L. Bernard			
YES	39	39	0
NO	78	78	0
Overvote	39	39	0
Undervotes	1666	1666	0
Colo. Appeals Judge - Stephanie E. Dunn			
YES	39	39	0
NO	77	77	0
Overvote	40	40	0
Undervotes	1666	1666	0
Colo. Appeals Judge - David Furman			
YES	39	39	0
NO	78	78	0
Overvote	39	39	0
Undervotes	1666	1666	0
Colo. Appeals Judge - Robert D. Hawthorne			
YES	39	39	0
NO*	78	79	-1 *
Overvote	39	39	0
Undervotes*	1666	1665	1 *
Colo. Appeals Judge - Jerry N. Jones			
YES	39	39	0
NO	78	78	0
Overvote	39	39	0
Undervotes	1666	1666	0
Colo. Appeals Judge - Anthony J. Navarro			
YES	39	39	0
NO	78	78	0
Overvote	39	39	0
Undervotes	1666	1666	0
Colo. Appeals Judge - Gilbert M. Román			
YES	39	39	0
NO	77	77	0
Overvote	39	39	0
Undervotes	1667	1667	0

RPT
C.J.

Contest	MVW Total	Machine Total	Difference
Colo. Appeals Judge - Diana Terry			
YES	40	40	0
NO	77	77	0
Overvote	38	38	0
Undervotes	1667	1667	0
Judge - 20th District - Andrew Hartman			
YES	39	39	0
NO	78	78	0
Overvote	39	39	0
Undervotes	1666	1666	0
Judge - 20th District - Bruce Langer			
YES	40	40	0
NO	78	78	0
Overvote	39	39	0
Undervotes	1665	1665	0
Amendment T (CONSTITUTIONAL)			
YES/FOR	39	39	0
NO/AGAINST	78	78	0
Overvote	39	39	0
Undervotes	1666	1666	0
Amendment U (CONSTITUTIONAL)			
YES/FOR	39	39	0
NO/AGAINST	78	78	0
Overvote	39	39	0
Undervotes	1666	1666	0
Amendment 69 (CONSTITUTIONAL)			
YES/FOR	39	39	0
NO/AGAINST	77	77	0
Overvote	38	38	0
Undervotes	1668	1668	0
Amendment 70 (CONSTITUTIONAL)			
YES/FOR	38	38	0
NO/AGAINST	78	78	0
Overvote	39	39	0
Undervotes	1667	1667	0
Amendment 71 (CONSTITUTIONAL)			
YES/FOR	39	39	0
NO/AGAINST	78	78	0
Overvote	39	39	0
Undervotes	1666	1666	0
Amendment 72 (CONSTITUTIONAL)			
YES/FOR	38	38	0
NO/AGAINST	77	77	0
Overvote	39	39	0
Undervotes	1668	1668	0

Contest	MVW Total	Machine Total	Difference
Proposition 106 (STATUTORY)			
YES/FOR	41	41	0
NO/AGAINST	76	76	0
Overvote	39	39	0
Undervotes	1666	1666	0
Proposition 107 (STATUTORY)			
YES/FOR	39	39	0
NO/AGAINST	78	78	0
Overvote	39	39	0
Undervotes	1666	1666	0
Proposition 108 (STATUTORY)			
YES/FOR	39	39	0
NO/AGAINST	78	78	0
Overvote	39	39	0
Undervotes	1666	1666	0
COUNTY ISSUE 1A			
YES/FOR	39	39	0
NO/AGAINST	78	78	0
Overvote	39	39	0
Undervotes	1666	1666	0
COUNTY ISSUE 1B			
YES/FOR	39	39	0
NO/AGAINST	78	78	0
Overvote	39	39	0
Undervotes	1666	1666	0
COUNTY ISSUE 1C			
YES/FOR	40	40	0
NO/AGAINST	78	78	0
Overvote	38	38	0
Undervotes	1666	1666	0
COUNTY ISSUE 1D			
YES/FOR	38	38	0
NO/AGAINST	78	78	0
Overvote	39	39	0
Undervotes	1667	1667	0
CITY OF BOULDER BALLOT ISSUE 2H			
FOR THE MEASURE	3	3	0
AGAINST THE MEASURE	6	6	0
Overvote	3	3	0
Undervotes	206	206	0
City of Boulder Ballot Question 2I			
FOR THE MEASURE	3	3	0
AGAINST THE MEASURE	6	6	0
Overvote	3	3	0
Undervotes	206	206	0

Contest	MVW Total	Machine Total	Difference
City of Boulder Ballot Question 2J			
FOR THE MEASURE	3	3	0
AGAINST THE MEASURE	6	6	0
Overvote	3	3	0
Undervotes	206	206	0
City of Boulder Ballot Question 302			
FOR THE MEASURE	3	3	0
AGAINST THE MEASURE	6	6	0
Overvote	3	3	0
Undervotes	206	206	0
CITY OF LAFAYETTE BALLOT ISSUE NO. 2C			
YES/FOR	1	1	0
NO/AGAINST	2	2	0
Overvote	1	1	0
Undervotes	40	40	0
CITY OF LAFAYETTE BALLOT ISSUE NO. 2D			
YES/FOR	1	1	0
NO/AGAINST	2	2	0
Overvote	1	1	0
Undervotes	40	40	0
City Of Lafayette Ballot Question No. 2E			
YES/FOR	1	1	0
NO/AGAINST	2	2	0
Overvote	1	1	0
Undervotes	40	40	0
City Of Lafayette Ballot Question No. 2F			
YES/FOR	1	1	0
NO/AGAINST	2	2	0
Overvote	1	1	0
Undervotes	40	40	0
CITY OF LOUISVILLE BALLOT ISSUE 2A			
YES/FOR	1	1	0
NO/AGAINST	2	2	0
Overvote	1	1	0
Undervotes	40	40	0
CITY OF LOUISVILLE BALLOT ISSUE 2B			
YES/FOR	1	1	0
NO/AGAINST	2	2	0
Overvote	1	1	0
Undervotes	40	40	0
Town of Superior Ballot Question 2G			
YES/FOR	1	1	0
NO/AGAINST	2	2	0
Overvote	1	1	0
Undervotes	40	40	0

PRK
CJ

Contest	MVW Total	Machine Total	Difference
BOULDER VALLEY SCHOOL DIST. ISSUE 3A:			
YES/FOR	18	18	0
NO/AGAINST	36	36	0
Overvote	18	18	0
Undervotes	806	806	0
ST. VRAIN VALLEY SCHOOLS ISSUE 3A			
YES/FOR	16	16	0
NO/AGAINST	32	32	0
Overvote	16	16	0
Undervotes	660	660	0
THOMPSON SCHOOL DIST. ISSUE 3D			
YES/FOR	2	2	0
NO/AGAINST	4	4	0
Overvote	2	2	0
Undervotes	80	80	0
THOMPSON SCHOOL DIST. ISSUE 3E			
YES/FOR	2	2	0
NO/AGAINST	4	4	0
Overvote	2	2	0
Undervotes	80	80	0
ST. VRAIN & LEFT HAND WATER ISSUE 4A:			
YES/FOR	18	18	0
NO/AGAINST	36	36	0
Overvote	18	18	0
Undervotes	662	662	0
SCFD ISSUE 4B			
YES/FOR	39	39	0
NO/AGAINST	78	78	0
Overvote	39	39	0
Undervotes	1666	1666	0
KNOLLWOOD ISSUE 5A			
YES/FOR	3	3	0
NO/AGAINST	6	6	0
Overvote	3	3	0
Undervotes	42	42	0

* Red ink/toner on pre-election test ballot now captured as a vote with the new setting. The red ink/toner was solely printed in the pre-election test ballots. Test board confirms the official ballots do not include red color. Additionally, in the election process, we look for non-black or blue colors to ensure proper capture. The test board concludes no other changes or escalation is recommended or required.



Receive Updates



Boulder County equipment testing completed for 2016 General Election

Boulder County Colorado sent this bulletin at 10/21/2016 03:10 PM MDT

Having trouble viewing this email? [View it as a Web page.](#)



Oct. 21, 2016

Media Contact: [Mircalla Wozniak](#), Communications Specialist, 303-413-7766

Boulder County equipment testing completed for 2016 General Election

Boulder County, Colo. -- Representatives from the local Democratic and Republican parties signed off on the completed Logic and Accuracy test today and confirmed the equipment's ability to properly read ballots and correctly tabulate votes. Voters have already begun to return mail ballots, however, scanning of ballots does not begin until next week.

The testing took longer than expected, as during the initial testing there were four single instances out of more than 278,000 individual voted contests, where there was an anomaly with a marked vote that the election scanners did not pick up. It was determined that the cause was that the box was not properly marked and marked too lightly with an unusually-hued pen causing too few pixels to be read by the scanner.

"While the anomaly found of 4 out of 278,000 plus marked votes generates an error rate of far less than a one hundredth of a percent (.000014), our job at the election division is to make sure everyone has confidence in the system and that intended votes are getting accurately captured," stated Hillary Hall, Boulder County Clerk & Recorder. "Thus, to be cautious, we notified the Secretary of State's office, and requested that the bipartisan testing board allow for additional time to determine whether the scanning equipment needed setting modifications or if enhanced visual inspection steps were needed."

After working closely with our election vendors, and after our own initial testing, our office determined the best course of action was to adjust our scanner setting to a more sensitive setting. We then conducted additional testing to make sure this change would not introduce any unexpected consequences, such as increasing the opportunity for dust or smudge marks on a ballot to be captured as a vote.

This past Wednesday and Thursday the elections staff and the bi-partisan test board scanned a batch of approximately 2,900 test ballots (same ballots which were tested previously during the Logic and Accuracy Test), which included the four ballots with the original marks that caused the issue. We ran this same batch of ballots three times using various

scanners in order to ensure consistent results. An additional 1,800 test ballots from previous testing were also run to further reconfirm no unexpected impacts. Party representatives were on hand for the duration of this additional testing.

After participating in this effort and observing consistent scan results, the bi-partisan testing board for the Logic and Accuracy test (LAT), completed sign off on all the voting equipment on Friday, Oct. 21.

In regard to the bi-partisan testing board, Clerk Hall stated, "I thank the bi-partisan test board members for being a true partner with our elections office in identifying and determining a fast resolution to the issue we found. The Logic and Accuracy Test is a critical part of our elections process to make sure our equipment is working properly, and we appreciated the extra time and diligence they took with us to make sure we had the best outcome possible to ensure our votes are captured accurately."

It should be noted that the LAT process also confirmed ballots are properly printed for the election and the equipment is accurately calibrated to process ballots. Each type of ballot and all ballot styles were tested.

Each piece of equipment used during the LAT has been cleared of test votes and reset to zero, ensuring the equipment is ready to count live ballots for the General Election.

Results and test records will be available for review at BoulderCountyVotes.org under this year's Election Information section within a few hours of this press release.



Boulder County Elections Division

Phone: 303.413.7740 ♦ Fax: 303-413-7728

Email: Vote@BoulderCountyVotes.org

Web: www.BoulderCountyVotes.org

Boulder County Elections is a division of the Boulder County Clerk & Recorder's office.

Boulder County offers residents a number of online newsletters and county news notification options. Check out manage preferences to learn more about Boulder County news and information resources available.



[Manage Preferences](#) | [Unsubscribe](#) | [Help](#)

@ 2015 All rights Reserved - Boulder County

Powered by

