

Boulder County to test ballots and equipment for upcoming election

Boulder County Colorado sent this bulletin at 09/29/2015 12:45 PM MDT

Having trouble viewing this email? [View it as a Web page.](#)



Monday, Sept. 29, 2015

Media Contact: [Mircalla Wozniak](#), Communications Specialist, 303-413-7766

Boulder County to test ballots and equipment for upcoming election

Logic and Accuracy Test to take place beginning October 6

Boulder County, Colo. -- The Boulder County Elections Division will conduct a logic and accuracy test beginning on Tuesday, October 6 on ballots and equipment to be used for the 2015 Coordinated Election.

The test ensures equipment properly tabulates votes. Each type of ballot and all ballot styles will be tested to make sure ballots are properly printed and to verify the scanning equipment properly reads ballots. The test will also confirm that scanning equipment settings are properly calibrated for the ballots. Testing is open to the public.

What: Logic and Accuracy Testing – Testing of ballots and equipment for upcoming election.

When: 9:30 a.m. – 4:30pm on Tuesday, October 6; After the first day, testing runs from 9:30 a.m. - 4:30 p.m. each day until complete.

Where: Ballot Processing Center, Boulder County Clerk & Recorder's Office, 1750 33rd Street in Boulder.

Visitors will need to check in at the front desk of the Elections Office, Suite 200, to be escorted to the test area.

After testing concludes, documentation and results will be available online at www.BoulderCountyVotes.org.

Boulder County voters can also visit www.BoulderCountyVotes.org to register to vote, check and update their voter registration, view ballot content, and learn more about local elections. They can also call 303-413-7740 for more information or visit one of three Boulder County Clerk & Recorder's office branches: 1750 33rd St. in Boulder; 529 Coffman St. in Longmont; or 1376 Miners Drive in Lafayette. Office hours are 8 a.m. to 4:30 p.m. Monday through Friday.

Key Dates for the 2015 Coordinated Election:

October 13

- Ballots begin to arrive in mailboxes.
- Voter services available at Boulder County Clerk & Recorder's Office in Boulder.
- All 24-hour Ballot Drop Boxes open.

October 26

- Voter Service and Polling Centers open.
- Last day to register and still receive a ballot in the mail.

October 30

- Drive-by Ballot Drop-off locations open.

November 3 Coordinated Election

- Ballot drop-off and voting services available 7 a.m. to 7 p.m. Ballots must be received by 7 p.m. to be counted.

**Logic and Accuracy Test
Information Packet
2015 Coordinated Election**



**Boulder County Clerk & Recorder
Elections Division**

This Page Intentionally Left Blank

AGENDA
LOGIC AND ACCURACY TEST (LAT)
October 6 - 9, 2015

Planned Schedule:

- ❖ Please check in early at Elections Office front desk to obtain badge
 - Tuesday, October 6th 9:30am – 4:30pm
 - Wednesday, October 7th 9:30am – 4:30pm
 - Thursday, October 8th 9:30am – 4:30pm
 - Friday, October 9th 10:00am – 12:00pm
-

1. Storage of personal items (east wing lockers)
 - The following items are prohibited in the testing area:
Personal belongings, cell phones, cameras, recording devices, memory devices, laptops, PDAs, food or beverages
2. Welcome
 - Sign-In
 - Name tags with affiliations
 - Review and sign Oaths
 - Obtain Information Packet
 - Introduction and Overview
 - Review Summary of Procedures
3. Ballot packet
 - One (1) packet of 25 ballots of unique precinct-district style per board member representative provided by the County
 - One (1) packet of 10 ballots per participating jurisdiction provided by the County
4. Ballot processing
 - Voting of paper ballots (each participant)
 - Manual Verification Worksheet (MVW) (2 person process)
5. *Electronic (DRE) Test (2 person process)
 - Paper ballots are used as guide for voting electronically
 - Board member must vote two (2) ballots using audio equipment
 - All participants will verify the accuracy of the eSlate content & audio recording
 - All participants will verify that each ballot contest selection matches with the selection shown on the VVPAT printout.
 - Write Cast Vote Records (CVRs) for each JBC
 - Complete device qualification form

6. *Scan (Mail-In Paper) Test
 - Review of ballots prior to scanning process (Manual inspection process during official election cycle)
 - Any damaged or improperly marked ballots may be rejected prior to scanning and voter may obtain a replacement ballot or adjust MVW.
 - Resolution in Ballot Now
 - Write Cast Vote Records (CVRs) on unique MBB for each team
7. Tabulation of votes
 - Team MBB results report created
8. Results audit and resolution
 - Paper ballots
 - Electronic ballots
 - Complete device qualification form for scan station
9. Closing of LAT process (optional attendance)
 - Cumulative results of LAT
 - Cumulative result comparison
 - Testing documented and summarized
10. Resetting and resealing of election equipment witnessed by Test Board members
11. Certification of LAT
 - Review test information and results
 - Complete device qualification form for Tally
 - Complete Statement of Qualification
12. Secure storage of all LAT material and ballots

Logic and Accuracy Test (LAT) Summary of Procedures

1. Information packet:
 - Agenda
 - LAT Summary of Procedures (this document)
 - Requirements of the LAT
 - Guidelines for Observers of the LAT
 - Voter instruction sheet
 - Statute and Rule references

2. Common acronyms:
 - **CVR**: Cast Vote Record
 - **DAU**: Disabled Access Unit (interchanged with DRE and eSlate)
 - **DRE**: Direct Record Electronic
 - **eCM**: eSlate Cryptographic Module
 - **eSlate**: Product name (Hart InterCivic) for the DRE
 - **JBC**: Judges Booth Controller
 - **MVW**: Manual Verification Worksheet
 - **MBB**: Mobile Ballot Box
 - **V-VPAT**: Voter-Verifiable Paper Audit Trail
 - **VBO**: Verifiable Ballot Option

3. Purpose of LAT (CRS 1-7-509 and Rule 11)
 - The Logic and Accuracy Test (LAT) is the second of three tests that are required during an election. The first is the Hardware Diagnostic Test, which verifies that all of the voting system's input, output and communication devices contain the proper firmware/ software releases and are in working order. The LAT follows hardware verification and ensures that the equipment will correctly count and tabulate votes. After the election, a post-election audit will compare a manual tally of select ballots against election results in order to provide a statistical assessment that the election results are correct.
 - The purpose of the LAT is to test the compatibility of the election ballots through the scanning and tabulation equipment to confirm that every voting position on the ballot is accurately counted where a properly marked selection is made. It also includes testing the electronic voting machines (DRE/DAU/eSlate) and the voter-verifiable paper audit trail (V-VPAT) for accuracy. V-VPAT becomes official DRE vote record.

4. Testing Board member responsibilities:
 - As a member of the Test Board, you will be participating and/or witnessing the LAT from beginning to end ensuring key requirements are met
 - See LAT requirements checklist
 - Schedule requirement:
 - Tuesday – Friday
 - Friday – Statement of Qualification
 - No process shall be delayed due to the absence of a participant

5. Voting and Individual Tally explanation

- Voting - mark ballots per voter instructions (fill in box completely; no X or V)
 - Follow voter instructions for correcting a choice when there is intent to vote an option
 - If a mistake (wrong choice, stray mark, hesitant mark) is made in a contest that you did not intend to vote or you are unable to correct your voting choice, make a written note in the contest area confirming mistake and/or request a replacement ballot from staff
 - Ballots that are damaged or improperly marked are reviewed and/or rejected in the scanning portion of testing. Catching and correcting a mistake immediately prevents delays in testing later
 - Write-in – A list of write-in candidates are available from staff when applicable
 - Target areas must be filled in and the last name of the certified candidate must be included to be counted
 - Uncertified candidate names will be an undervote
- The manual verification worksheet (MVW) is used to record member ballot tallies, provides the ability to record a summary of contest options voted and is used during the Results audit portion of testing
 - Overvotes account for a contest in which a choice has been made for more candidates than allowable, per instruction
 - Undervotes account for a contest for which no selection is made and/or fewer selections are made than allowable, per instruction. Uncertified candidate names included as a write-in vote will be an undervote
 - If the contest shows “No candidate for this office”, there is no selection to be made and no undervote to be accounted for

6. The buddy system:

- After each participant has voted his/her set of ballots, he or she will team up with another participant and will complete the MVW
 - Participant will not be associated with the scanning or tabulation process

7. Electronic (DRE) voting (may be completed simultaneously with ballot scanning)

- Disabled Access Unit (DAU/eSlate) is an electronic voting machine that provides voting accessibility to voters who may be otherwise unable to mark a paper ballot privately and independently
 - DAU includes an audio ballot reader with headphones, and can accept adaptive devices for voters with mobility impairments
- LAT includes test of DAUs for accuracy, with at least two audio ballots voted to ensure proper recording
- Members will witness the public counter is set to zero and a “zero” report will be produced prior to voting
- DRE VVPAT printout verified against paper ballot selections for each ballot

8. Ballot scanning (may be completed simultaneously with electronic voting)

- The scan station is designed to capture an image of a voter's paper ballot, process the image of that ballot using the Ballot Now Software, and capture the voter's choices
 - These are called Cast Vote Records (CVRs)
- The LAT tests these systems to ensure the choices are being accurately captured and recorded
 - We want to make sure that a choice for Candidate A is being recorded as a vote for Candidate A, and not Candidate B and that there is compatibility between the ballots (proper printing and alignment), and the equipment
- Members will witness the public counter is set to zero and a "zero" report will be produced prior to scanning
- The scanning station also provides for the resolution of voter intent as prescribed by the Colorado Secretary of State
 - Ballots that have been over voted and properly corrected will be flagged and resolved per state guidelines
 - Notations of any corrections required shall be made on the MVW for use in result auditing and discrepancy resolution
- Prior to scanning, there will be a review of the ballots by staff to look for damaged or improperly marked ballots that would require manual review or duplication during the election cycle
 - Damaged Ballots: A damaged ballot is one that has been torn, bent, or otherwise mutilated or rendered unreadable, so that it cannot be processed by the optical scanner. (Rule 1.1.12)
 - Damaged ballots shall include all ballots that contain a foreign substance that could potentially interfere with the optical scan machine (i.e. food, drink, etc.).
 - Damaged ballots may include ballots that are marked in a medium other than the medium indicated in the ballot instructions.
 - Improper markings: X's or V's as well as obvious stray marks, hesitant marks, incomplete marks or parts of written notes that are within the target area of a contest option where no other choice has been made.

9. Tabulation

- The Tally station is designed to take voter choices (CVRs) from one or more scan systems and tabulate the votes into a combined results report
- Today we will confirm that it is accurately tabulating those results

10. Results audit

- To complete the testing of election equipment, the results report from Tally shall be compared to the manual verification worksheets
- Any discrepancies found will be documented and researched
- This will confirm that there are no issues with the election equipment and that they are qualified for election usage

11. Discrepancy resolution (in order of escalation)

- Review for entry and recording errors
 - Review MVW for too few or too many votes captured
 - Review ballots with MVW for incorrect recording and recount if needed
 - Review Ballot Now for resolution differences (if applicable)
 - Review comparison and recount if needed (if applicable)
- If error is identified as a hardware or software error on single device
 - Validate other tested equipment was not impacted
 - Mark device unsatisfactory, replace and test alternative/new device
- If error is identified on more than one device and devices are failing in similar fashion
 - Test multiple devices that could reasonably have same error
 - Mark devices unsatisfactory, replace and test alternative/new devices
 - If enough resources are not available for replacement, error shall be corrected and retesting will be completed
- If error is identified as a software or ballot programming error
 - Alert DEO for correction
 - Correct software or ballot programming error and restart testing from beginning

12. Cumulative results of testing

- When all individual results have been audited the county shall provide a cumulative result report of testing
- This will include a cumulative manual verification worksheet, and a cumulative tabulation result report
- The reports will be verified for accuracy and provided to the representatives of the board for review

13. Resetting and resealing of equipment

- At the end of the LAT the test board members will witness the resetting of all equipment used in the LAT back to its original state of readiness for the election and the resealing of equipment where applicable

14. Sign off and Statement of Qualification

- At the end of testing the representatives of the board will review all test result documents, ensure all appropriate sign offs have occurred, and sign the Statement of Qualification officiating the successful completion of the Logic and Accuracy Test

15. All testing material will then be sealed and secured at the end of the LAT process

Requirements of the LAT

Preparation:

- ✓ 25 test ballots were provided to each Test Board Member
- ✓ All ballots were marked "TEST"
- ✓ Voting choices were made secretly and members retained their tally (Manual Verification Worksheet)
- ✓ Each type of voting device utilized in a given election and each method of counting is represented in testing
- ✓ Members selected each device for testing

Electronic (DRE) ballot testing:

Test Board Members completed the following:

- ✓ Witnessed the public counter set to zero
- ✓ Viewed the zero report
- ✓ Voted their 25 ballot packet
- ✓ County packet of 25 ballots voted
- ✓ Tested two audio ballots
- ✓ Verified V-VPAT against their test ballots manually
- ✓ Ensured member tally (Manual Verification Worksheet) and V-VPAT reconcile
- ✓ Viewed the JBC Summary Report from suspending polls

Scan (Paper) ballot testing:

Test Board Members witnessed the following:

- ✓ The public counter set to zero
- ✓ The zero report
- ✓ The processing of test ballots on the Ballot Now station

Tabulation:

Test Board Members witnessed the following:

- ✓ Tabulation counts set to zero
- ✓ Tabulation zero report
- ✓ Tabulation of CVRs from electronic and paper ballot testing
- ✓ Members were provided with individual results reports from Tally

Comparison:

- ✓ Members have compared the machine results (from the Tally station) to their individual tally (Manual Verification Worksheet)
- ✓ Members have verified that machine results match individual tallies

County test ballots:

- ✓ Every precinct and ballot style has been prepared for testing
- ✓ A mark has been made for every voting position on all ballots, which includes every contest and every candidate on the ballot. Overvotes and undervotes were also included.
- ✓ 25 County test ballots were voted on the DRE

Storage of test material:

- ✓ Test material were contained in the testing area and secured in a locked metal cage when not in use
- ✓ Member ballots were secured and sealed individually
- ✓ Any records opened for inspection were witnessed by at least two election officials verifying the seals and initialing the chain-of-custody log

Resetting and resealing of equipment:

- ✓ Members witnessed the resetting and sealing of each tested voting device after the completion of testing
- ✓ Members verified and documented the newly attached device seals
- ✓ Members have included the newly attached device seals in the Statement of Qualification documentation

GUIDELINES FOR THE OBSERVERS AT THE LOGIC AND ACCURACY TEST

- The following items are prohibited in the testing area:
Personal belongings, cell phones, cameras, recording devices, memory devices, laptops, PDAs, food or beverages are prohibited in testing area
- The LAT shall be open to representatives of the press and the public to the extent allowable and pursuant to section 1-7-509(2)(b), C.R.S. The designated election official may limit the number of representatives from each group because of space limitations. (Rule 11.3.2(b))
- Each major political party, minor political party, ballot issue committee that has an issue on the ballot, and coordinating entity may designate one person, who shall be allowed to witness all public tests and the counting of pretest votes. (CRS 1-7-509(2)(b))
- If an observer or designee hinders or disturbs the test process, the designated election official may remove the person from the test area. An observer or designee who has been removed from a public test may be barred from future tests. (CRS 1-7-509(2)(b))
- The absence of observers or designees shall not delay or stop the public test. (CRS 1-7-509(2)(b))
- The election official will set up a table which contains name tags and a sign-in sheet (everyone participating in or observing the test must wear a name tag and must sign-in). Election officials will be provided a copy of the LAT Summary of Procedures and a copy of the Secretary of State Rules concerning the conducting of the LAT.
- The Logic & Accuracy Testing will take substantially all of the Elections staff time and resources today. Therefore, any questions should be directed to Justine Vigil-Tapia, Elections Coordinator or her designee. At the conclusion of today's testing a representative of the Clerk's testing staff will be available for questions.



Voter Instructions


Boulder County Coordinated Election – November 3, 2015

Marking your ballot:

- Only use a **black or blue ballpoint pen** to mark your ballot. **Do not use highlighter, marker, pencil or crayon.**
- Completely fill in the box provided to the left of your choice on the ballot.
- It is important to follow all of the marking instructions below.


CORRECT MARK:

(Vote for one)




INCORRECT MARK:

(Vote for one)



INCORRECT MARK:

(Vote for one)



If you make a mistake or spoil your ballot, it is best if you request a replacement ballot (see below). However, if there is insufficient time for you to request a replacement ballot or visit a Voter Service and Polling Center, then change or correct a selection by: (Vote for one)

- CHOICE A (Fill in the box of your choice.)
- ~~CHOICE B~~ (Draw a line through the choice you do not want.)

Completing your ballot:

Verify that your pre-printed name on the back of the Official Return Envelope is correct (do not send your ballot back in someone else's envelope). Follow all the voting instructions shown on your ballot. After you have marked all your voting choices and finished voting:

1. Refold your ballot along the original fold lines.
 2. Place your voted ballot in the Secrecy Sleeve.
 3. Place the Secrecy Sleeve (with voted ballot) into the Official Return Envelope. Do not return these instructions.
 4. Please enclose a copy of your ID **only if** a PURPLE INSERT has been included with your ballot (instructions on insert).
 5. Sign and date the "Affidavit of Voter" located on the back of the Official Return Envelope (example below).
 6. Seal the envelope.
- **Only one voter's ballot is permitted in your Official Return Envelope.** If more than one ballot is placed in your Official Return Envelope, none of the ballots will be counted.
 - **By law, your signature is required on the AFFIDAVIT OF VOTER** (located on the backside of the Official Return Envelope). **If you do not sign the affidavit, your ballot will not be counted.**
 - **It is illegal to vote another person's ballot and/or sign another person's ballot envelope.** All signatures are verified.

AFFIDAVIT OF VOTER

I state under penalty of perjury that I am an eligible elector; that my signature and name are as shown on this envelope; that I have not and will not cast any vote in this election except by the enclosed ballot; and that my ballot is enclosed in accord with the provisions of the "Uniform Election Code of 1992".

x George Washington
Voter's Signature -- (Signature Required)

TODAY'S DATE _____

* Witness _____

Sign your name as you normally would.

* In case of voter's disability or inability to sign personally, his/her mark shall be witnessed by another person.

Returning your ballot:

By mail: Insert ONLY required documents

- 1-Sheet Ballot + Secrecy Sleeve = \$0.49 (or one forever stamp)
- 1-Sheet Ballot + Secrecy Sleeve + Copy of ID (if required) = \$0.49 (or one forever stamp)
- 2-Sheet Ballot + Secrecy Sleeve = \$0.71
- 2-Sheet Ballot + Secrecy Sleeve + Copy of ID (if required) = \$0.71



Looking to save a stamp? Visit one of the Drop-off/Voter Service Center locations listed on the backside of these instructions.

Ballots must be **RECEIVED** at the Boulder County Clerk & Recorder office or a designated Drop-off / Voter Service and Polling Center by 7:00 p.m. on Election Day, Tuesday, November 3, 2015 in order for your vote(s) to be counted. Ballots received after 7:00 p.m. on Election Day will not be counted. Postmarks do not count as a received date.

Colorado Revised Statutes 1-7-509

1-7-509. Electronic and electromechanical vote counting - testing of equipment required - definition. (1) (a) An electronic or electromechanical voting system shall be tested at the conclusion of maintenance and testing. The tests shall be sufficient to determine that the voting system is properly programmed, the election is correctly defined on the voting system, and all of the voting system's input, output, and communication devices are working properly.

(b) The designated election official shall conduct at least three tests on all electronic and electromagnetic voting equipment, including a hardware test, a public logic and accuracy test conducted in accordance with subsection (2) of this section, and a postelection test or audit conducted in accordance with rules promulgated by the secretary of state. Each type of ballot, including mail, provisional, and audio ballots, shall be tested in accordance with rules promulgated by the secretary of state. The tests must ensure that the equipment will correctly count the votes cast for all offices and on all ballot questions and ballot issues and that the voting system will accurately count ballots of all types.

(c) (I) For all partisan elections, the designated election official shall select a testing board comprising at least two persons, one from each major political party, from the list provided by the major political parties pursuant to section 1-6-102.

(II) For all nonpartisan elections, the designated election official or coordinated election official, as applicable, shall select a testing board comprising at least two persons who are registered electors.

(III) Repealed.

(2) (a) A public test of voting equipment shall be conducted prior to the commencement of voting in accordance with this section by processing a preaudited group of ballots produced so as to record a predetermined number of valid votes for each candidate and on each ballot question or ballot issue. The test shall ensure that the system accurately records votes when the elector has the option of voting for more than one candidate in a race. The test shall ensure that the voting system properly rejects and does not count overvotes and undervotes.

(b) The public test shall be open to representatives of the political parties, the press, and the public, subject to the rules promulgated by the secretary of state pursuant to subsection (6) of this section. Each major political party, minor political party, ballot issue committee that has an issue on the ballot, and coordinating entity may designate one person, who shall be allowed to witness all public tests and the counting of pretest votes. If an observer or designee hinders or disturbs the test process, the designated election official may remove the person from the test area. An observer or designee who has been removed from a public test may be barred from future tests. The absence of observers or designees shall not delay or stop the public test.

(c) The testing board shall convene and designate at least one member to represent the board during the testing, sign the necessary reports, and report to the board. The programs and ballots used for testing shall be attested to and sealed by the board and retained in the custody of the designated election official. The absence of a member of the testing board shall not delay or stop the test.

Colorado Revised Statutes 1-7-509

(d) Upon completion of the testing conducted pursuant to this section, the testing board or its representative and the representatives of the political parties, ballot issue committees, and coordinating entities who attended the test may witness the resetting of each device that passed the test to a preelection state of readiness and the sealing of each such device in order to secure its state of readiness.

(e) The testing board or its representative shall sign a written statement indicating the devices tested, the results of the testing, the protective counter numbers of each device, if applicable, the number of the seal attached to each device upon completion of the testing, any problems reported to the designated election official as a result of the testing, and whether each device tested is satisfactory or unsatisfactory.

(3) Notice of the fact that the public test will take place shall be posted in the designated public place for posting notices in the county for at least seven days before the public test. The notice shall indicate the general time frame during which the test may take place and the manner in which members of the public may obtain specific information about the time and place of the test. Nothing in this subsection (3) shall preclude the use of additional methods of providing information about the public test to members of the public.

(4) (a) If any tested device is found to have an error in tabulation, it shall be deemed unsatisfactory. For each device deemed unsatisfactory, the testing board shall attempt to determine the cause of the error, attempt to identify and test other devices that could reasonably be expected to have the same error, and test a number of additional devices sufficient to determine that all other devices are satisfactory. The cause of any error detected shall be corrected, and an errorless count shall be made before the voting equipment is approved. The test shall be repeated and errorless results achieved before official ballots are counted.

(b) If an error is detected in the operation or output of an electronic voting device, including an error in spelling or in the order of candidates on a ballot, the problem shall be reported to the testing board and the designated election official. The designated election official shall correct the error.

(c) A voting device deemed unsatisfactory shall be recoded, repaired, or replaced and shall be made available for retesting unless a sufficient number of tested backup devices is available to replace the unsatisfactory device. The backup device may not be used in the election unless the testing board or its representative determines that the device is satisfactory. The designated election official shall announce at the conclusion of the first testing the date, place, and time that an unsatisfactory device will be retested, or, at the option of the testing board, the designated election official shall notify by telephone each person who was present at the first testing of the date, place, and time of the retesting.

Colorado Revised Statutes 1-7-509

(5) The designated election official shall keep records of all previous testing of electronic and electromechanical tabulation devices used in any election. Such records shall be available for inspection and reference during public testing by any person in attendance. The need of the testing board for access to such records during the testing shall take precedence over the need of other attendees for access so that the work of the testing board will not be hindered. Records of testing shall include, for each device, the name of the person who tested the device and the date, place, time, and results of each test. Records of testing shall be retained as part of the official records of the election in which the device is used.

(6) The secretary of state shall promulgate rules in accordance with article 4 of title 24, C.R.S., prescribing the manner of performing the logic and accuracy testing required by this section.

Source: **L. 2005:** Entire section added, p. 1404, § 27, effective June 6; entire section added, p. 1439, § 27, effective June 6. **L. 2007:** (1)(b) amended, p. 1779, § 17, effective June 1. **L. 2010:** (1)(c) amended, (HB 10-1116), ch. 194, p. 833, § 16, effective May 5. **L. 2012:** (1)(c)(III) added, (HB 12-1292), ch. 181, p. 686, § 31, effective May 17. **L. 2013:** (1)(b) amended, (HB 13-1303), ch. 185, p. 723, § 76, effective May 10.

Editor's note: Subsection (1)(c)(III)(B) provided for the repeal of subsection (1)(c)(III), effective January 1, 2015. (See L. 2012, p. 686.)

Cross references: In 2013, subsection (1)(b) was amended by the "Voter Access and Modernized Elections Act". For the short title and the legislative declaration, see sections 1 and 2 of chapter 185, Session Laws of Colorado 2013.

Rule 11. Voting Systems

11.1 Voting system access

- 11.1.1 The designated election official must securely store election setup records. Only persons with the clerk's written authorization may access the records.
- 11.1.2 The county clerk must deputize employees who are authorized to prepare or maintain the voting system or election setup records before the election.
- 11.1.3 In accordance with section 24-72-305.6, C.R.S., all permanent and temporary county staff and all vendor staff who have access to the voting system or any voting or counting equipment must pass a criminal background check. A person convicted of an election offense or an offense containing an element of fraud may not have access to a code, combination, password, or encryption key for the voting equipment, ballot storage area, counting room, or tabulation workstation.

11.2 Voting System Inventory

- 11.2.1 The designated election official must maintain an inventory record for each electronic vote-tabulating device used in an election. The record must include the manufacturer, make, model, serial number, hardware/firmware/software version or release number, hash value documentation where applicable, date of acquisition, description of any services, repairs, maintenance, upkeep, and version upgrades, and the dates the services were performed.
- 11.2.2 If the inventory is in electronic format, it must be exportable to a comma separated (CSV), excel spreadsheet (XLS or XLSX), or quote or tab separated (TXT) file before delivery to the Secretary of State.
- 11.2.3 The designated election official must file the inventory with the Secretary of State no later than ten days before the election for use in the Logic and Accuracy Test and the Post-Election Audit Test.

11.3 The clerk must perform a hardware diagnostic test, a logic and accuracy test, and a post-election audit.

11.3.1 Hardware Diagnostic Test

- (a) The designated election official must perform the Hardware Diagnostic Test before the election on each device that the designated election official will use in the election, including spare or back up devices. The test must include the following devices and provide the following information:
 - (1) All input and output devices;
 - (2) Communications ports;
 - (3) System printers;
 - (4) System modems when applicable;
 - (5) System screen displays;

- (6) Boot performance and initializations;
 - (7) Firmware loads;
 - (8) Software loads;
 - (9) Display of firmware or software hash value (MD5 or SHA-1) when possible;
 - (10) Confirmation that screen displays are functioning; and
 - (11) Date, time and calibration of systems.
- (b) The designated election official must seal each device upon the successful completion of the test and retain documentation of the seal information and all records in accordance with section 1-7-802, C.R.S.

11.3.2 Logic and Accuracy Test

- (a) The county clerk must conduct the public Logic and Accuracy Test no later than the 18th day before election day.
- (b) The county must ensure that the Logic and Accuracy Test is open to the extent allowable in accordance with section 1-7-509(2)(b), C.R.S. The county clerk may limit the number of representatives from each group because of space limitations.
- (c) Preparing for the Logic and Accuracy Test
 - (1) The county must prepare a sufficient number of test ballots that represent every ballot style and precinct, if applicable, allow for a sufficient number of ballots to mark every vote position for every candidate on every race including write-in candidates, allow for situations where a race may permit an elector to vote for two or more positions, where applicable, and include overvotes and undervotes for each race.
 - (2) The county must create a Testing Board of one registered elector from each of the major political parties, if appointed. Testing Board members must be registered to vote in the county.
 - (3) The county must provide at least 25 ballots that are clearly marked as test ballots to each Testing Board member.
 - (4) Testing Board members must secretly vote their ballots following the instructions printed on the ballots and retain a record of the tally.
 - (5) The Testing Board must test the ballots on each type of voting device used in the election and each type of ballot including audio ballots.
- (d) Conducting the Test
 - (1) The county and Testing Board must observe the tabulation of all test ballots, compare the tabulation with the previously retained records of the test vote count, and correct any discrepancies before the device is used in the election.

- (2) The county must reset the public counter to zero on all devices and present zero tapes to the Testing Board for verification. For any device capable of producing or verifying the trusted build hash value (MD5 or SHA-1) of the firmware or software, the county clerk must verify and document the accuracy of the value for the device.
- (3) The county must make an appropriate number of voting devices available and the Testing Board may witness the programming and/or downloading of memory devices necessary for the test.
- (4) The Testing Board and designated election official must count the test ballots as follows:

(A) Optical Scanners:

- (i) The Testing Board must count test ballots on at least one, but not more than five, central count optical scanners and at least one optical scanner used at a voter service and polling center, if applicable.
- (ii) The Testing Board must randomly select the machines to test.
- (iii) The Testing Board must count the board and county's test ballot batches separately and generate reports to verify that the machine count is identical to the predetermined tally.

(B) DREs:

- (i) The Testing Board must count the test ballots on at least one, but not more than five, DREs.
- (ii) The Testing Board must randomly select the machines to test.
- (iii) The Testing Board must identify and test two ballots as audio ballots.
- (iv) The Testing Board must count at least 50 of the board's ballots and a random sampling of at least 25 of the county's test ballots separately and generate reports to verify that the machine count is identical to the predetermined tally. For DREs with VVPAT devices, the Testing Board must manually count the paper record to verify that the pre-determined totals of the Testing Board and county test ballot batches match the VVPAT total.

(e) Completing the Test

- (1) The county must keep all test materials, when not in use, in a durable, secure box. Each member of the Testing Board must verify the seals and initial the chain-of-custody log maintained by the county clerk. If the records are opened for inspection, at least two election officials must verify the seals and initial the chain-of-custody log.

- (2) After testing, the Testing Board must watch the county reset and seal each voting device.
- (3) The Testing Board and the county clerk must sign a written statement attesting to the qualification of each device successfully tested, the number of the seal attached to the voting device at the end of the test, any problems discovered, and any other documentation necessary to provide a full and accurate account of the condition of a given device.
- (4) After testing, the testing board must watch the county create a backup copy of the election database.
- (5) The county may not change the programming of any voting device after completing the logic and accuracy test for an election, except as required to conduct a recount or as authorized by the Secretary of State.

11.3.3 Post-Election Audit

- (a) No later than 48 hours after the close of polls on election night, the Secretary of State must notify the designated election official which voting devices and which race or races on the ballots will be audited based on the submitted hardware inventory list referred to in Rule 11.2.
- (b) The Secretary of State will randomly select five percent of ballot scanners, and five percent of DRE voting devices.
 - (1) If the county used a scanner in any voter service and polling center, the county must also audit at least one of the scanners.
 - (2) If the Secretary of State receives a report of equipment malfunction, the Secretary may select additional equipment for inclusion in the audit.
- (c) In accordance with section 1-7-514, C.R.S., the Secretary of State may only select devices used in the election.
- (d) The Secretary of State must randomly select at least two races per device for verification to ensure that each race or measure on the ballot is audited in accordance with section 1-7-514, C.R.S.
- (e) For optical scanners the designated election official must randomly select either of the following amounts based upon the total number of ballots counted:
 - (1) If fewer than 500 ballots were counted, then a minimum of 20 percent of the ballots counted on the device.
 - (2) If 500 or more ballots were counted, then a minimum of 100 ballots plus five percent of the difference between the number of ballots counted and 500, but not more than 500.
- (f) The designated election official must reset the public counter of the voting device selected for audit to zero and tabulate the ballots on that device.
- (g) The designated election official must manually verify the new report from the electronic count.

- (h) The designated election official must seal the ballots and a copy of the report in a separate container.
- (i) For DREs without a VVPAT, the designated election official must manually verify the image of all the ballots in the ballot log or ballot audit that the device counted along with the report generated for that device at the close of polls.
 - (1) For any device capable of producing or verifying the trusted build hash value (MD5 or SHA-1) of the firmware or software, the designated election official must verify and document the accuracy of the value to be included with the records for the device prior to conducting the audit.
- (j) For DREs with a VVPAT, the designated election official must manually verify the entire VVPAT record with the report generated for that specific device.
 - (1) For any device capable of producing or verifying the trusted build hash value (MD5 or SHA-1) of the firmware or software, the designated election official must verify and document the accuracy of the value to be included with the records for the device prior to conducting the audit.
- (k) At least two canvass board members must observe the random audit. The designated election official may assist with the audit.
- (l) If there are discrepancies in the audit, the canvass board or the designated election official must:
 - (1) Confirm that there is no discrepancy in the manual count;
 - (2) Take any steps necessary to check for voter error, which must include but is not limited to: overvotes, stray marks on the ballot, or other voter intent indicia; and
 - (3) Take any action necessary in accordance with the canvass board's powers as described in Part 1, Article 10 of Title 1, C.R.S.
- (m) After the audit, the designated election official must promptly report the results to the Secretary of State's Office by 5:00 p.m. on the last day to canvass. The report must contain:
 - (1) The make, model, and serial number of the voting devices audited;
 - (2) The number of ballots originally counted by each device or the number of ballots audited as identified in paragraph (4) of this section;
 - (3) The count of the specific races on the summary report printed at the close of polls or the report generated for the audit;
 - (4) The count of the specific races as manually verified;
 - (5) Any other information required by section 1-7-514, C.R.S.; and
 - (6) The canvass board members' and designated election official's signatures.

- (n) The designated election official may send the report by regular mail, email, or fax.
- 11.4 The county must submit election setup records by regular mail no later than 5:00 p.m. on the seventh day before election day.
 - 11.4.1 Jurisdictions that contract with either a software service bureau or an electronic vote counting equipment vendor may choose to have the vendor deliver the election setup records.
 - 11.4.2 Election setup records must be in an electronic media format that is native to the jurisdiction's specific ballot creation and tabulation system. Acceptable media formats include tape, diskette, cartridge, CD-ROM, DVD-ROM, floppy, external hard drive, or flash media.
 - 11.4.3 The designated election official must include a point of contact and method of contact (phone, fax, email, etc.).
 - 11.4.4 Within 24 hours of receipt of the election setup records, the Secretary of State's office will contact the jurisdiction to confirm receipt.
 - 11.4.5 The Secretary of State's office will store the election setup records in a secured, fire proof, limited-access location.
 - 11.4.6 All parties must treat as confidential all escrowed materials and any other related information that comes into their possession, control, or custody.
- 11.5 The designated election official must retain all testing records and documentation for 25 months.
- 11.6 Methods of submission are:
 - 11.6.1 By regular mail to:

Colorado Secretary of State
Attn: Voting Systems
1700 Broadway – Suite 200
Denver, CO 80290
 - 11.6.2 By email to:

voting.systems@sos.state.co.us
 - 11.6.3 By Fax to:

303-869-4861
- 11.7 Rules Concerning Accessible Voting Systems. A political subdivision may not purchase or lease voting systems for use by people with disabilities unless the system is certified in accordance with the 2002 Voting System Standards promulgated by the Federal Election Commission
- 11.8 Rules Concerning Notice of Voting System Malfunction
 - 11.8.1 The voting system provider must submit a software incident report to the Secretary of State no later than 72 hours after a software incident has occurred.

11.8.2 A vendor or designated election official must notify the Secretary of State within 24 hours of a reported or actual malfunction of its voting system. The notice must include a description, date, and the names of those who witnessed the malfunction, as well as the procedures followed before the malfunction, and any error messages displayed. The notice may be verbal, but a written notice must follow.

11.8.3 If the Secretary of State requires additional information the vendor or the designated election official must submit a report to the Secretary of State's office detailing the reprogramming or any other actions necessary to correct a voting system malfunction.

- (a) The report must address whether permanent changes are necessary to prevent similar malfunctions in the future.
- (b) If the malfunction requires a programming or election setup change to the database or other parts of the voting system, the designated election official must submit an updated election setup record to the Secretary of State's office as set forth in Rule 11.4.
- (c) The report must be submitted within 30 days after the date of the request by the Secretary of State. If an election is scheduled within 60 days of the date of request by the Secretary of State, the Secretary of State may set an emergency deadline for filing the report.
- (d) Failure to submit a report within the required period is grounds to decertify the system.
- (e) The political subdivision holding the election in which the voting system malfunction occurred may submit the report in lieu of a report from the system's vendor.
- (f) A copy of this report will be on file in the Secretary of State's office.
- (g) The Secretary of State's office will distribute a copy of this report to all counties using the voting system in question.

11.9 Purchases and Contracts

11.9.1 In accordance with section 1-5-623(3), C.R.S., a political subdivision may not purchase, lease, transfer, or receive an electronic voting device or system or any related component of a device or system without approval from the Secretary of State.

11.9.2 A political subdivision may only purchase or lease a certified voting system if:

- (a) The contract contains training and maintenance costs; and
- (b) The voting system components and accessories appear complete and capable of successfully conducting an election in Colorado.

11.9.3 The Secretary of State will maintain a list of all components used and purchased. The list will include, at minimum, the name of the jurisdiction, the date of purchase, the serial number(s) of voting devices and name of the voting systems that were purchased.

11.10 Election Night Reporting (ENR). The county must report election night results for all primary, general, coordinated and recall elections.

11.10.1 A data entry county must program the election to support the exporting of election night results in accordance with the following upload requirements:

- (a) List contest names and candidate names exactly as provided on the certified list.
- (b) For counties that use the ES&S and Premier voting systems, arrange the contests in the order prescribed by section 1-5-403(5), C.R.S.
- (c) Capitalize candidate names (e.g., John A. Smith).
- (d) Present a precinct name as a ten-digit precinct number.
- (e) For counties that use the Hart voting systems, use the "Split_name" field for split precinct naming purposes.
- (f) Create a "Provisional" precinct.
- (g) Use only the party codes certified by the Secretary of State.
- (h) Do not include the party name or code in the candidate name field.

11.10.2 No later than 14 days before the election, a county must send the following information to the Secretary of State, at the address in Rule 11.6:

- (a) A data entry county must email a sample or "zero" file.
- (b) A manual entry county must send a list of all ballot content.

11.10.3 Manual entry counties must produce preliminary election results and upload them to the ENR system once counting is completed. All other counties must export or produce preliminary election results and upload them to the ENR system a minimum of three times on election night:

- (a) After the close of polls but no later than 8:00 p.m.
- (b) At or around 9:00 p.m.
- (c) The county must indicate that reporting is complete in the ENR system for election day after the county uploads the last results on election night.

11.10.4 The county must export or produce official election results, and check the appropriate box in the ENR system to indicate that the canvass upload is complete, not later than close of business of the first business day after the statutory deadline for completing the canvass.

Rule 18. Uniform Ballot Counting Standards

- 18.1 In any election where a multiple page printed ballot is used, a voter must vote and return all pages of the ballot at the same time. Any voter who returns at least one page of a multiple page printed ballot will be considered to have voted and the county clerk or designated election official must count the votes on the submitted pages. The county clerk must not count votes on additional pages returned at a later time. The county clerk must appropriately mark, set aside, and preserve the ballots as election records in accordance with section 1-7-802, C.R.S.
- 18.2 Uniform Counting Standards for hand-counted Paper Ballots
- 18.2.1 In accordance with section 1-7-309, C.R.S., and Rule 18.6, judges counting ballots on election day must consider the intent of the voter.
- 18.2.2 If a race or ballot measure is overvoted, the judges must not count any vote for that race or ballot measure.
- 18.2.3 If a race or ballot measure contains no markings by the voter, no tally will be made for that race or ballot measure. But all other candidate races or ballot measures properly marked by the voter on the ballot must be counted.
- 18.2.4 A ballot which has no markings for any candidate races or ballot measures must be tallied as a blank ballot.
- 18.3 Uniform Counting Standards for Optical Scan Ballots
- 18.3.1 Optical Scan Procedures at a voter service and polling center
- (a) Voters whose ballots are rejected or sorted by a voter service and polling center scanner as a blank or overvoted ballot must be given the opportunity to correct their ballot.
- (b) Ballots sorted to a write-in bin must be tallied at the conclusion of the voting and delivered to the central counting center in a secure container.
- 18.3.2 Central Count Optical Scan Procedures
- (a) Judges may complete a visual inspection of every ballot for the limited purpose of separating damaged ballots into a unique batch.
- (b) Judges must resolve, and where applicable, duplicate, every damaged ballot and all ballots sorted by the optical scan machine in accordance with this Rule.
- (c) A resolution board, consisting of a bipartisan team of two election judges for partisan elections or two qualified election judges for nonpartisan elections, must resolve all ballots sorted by the central count optical scan equipment.
- (1) The board must be observed by two additional election judges, who in any partisan election must be representatives of each major political party.
- (2) The resolution board must maintain a log for each step of verification, duplication, and counting.

(d) Sequence of Resolution Procedures

- (1) The resolution board must run a zero tape, or similar report, indicating no votes cast or counted before the counting begins.
- (2) The board must review all ballots with overvotes, blank ballots, and write-in ballots sorted by the optical scanner. Ballots sorted by the optical scan equipment are subject to review by the resolution board. If there are no legally qualified write-in candidates, the write-in sort option must not be utilized.
- (3) A voter's intent must be reviewed for every ballot that requires resolution.
- (4) All ballots sorted by the optical scanner and resolved by the resolution board by duplication must be marked as duplicated.
- (5) The resolution board must maintain an official audit log for all ballots resolved setting forth the duplicate ballot number where applicable, specific reason that the ballot was resolved, date of resolution, and the initials of the members of the duplication board responsible for resolving the ballot.
- (6) The county must separately log the seal number of each box containing one or more valid write-in votes.

(e) Resolution of damaged ballots

- (1) The resolution board must duplicate damaged or defective ballots utilizing the ballot duplication procedures in Rule 18.5.
- (2) The resolution board must examine blank ballots to determine if the ballot is a true blank ballot or one that has been marked with a non-detectable mark. Resolution board members must make a duplicate copy of the ballot which has been marked with a non-detectable mark utilizing the ballot duplication procedures in Rule 18.5. If a ballot is truly blank, the board must rescan the ballot and tabulate it with no races or ballot measures voted.
- (3) The resolution board must inspect and resolve overvoted ballots in accordance with Rule 18.6.
- (4) Write-in votes sorted by the optical scan equipment must be delivered to the assigned write-in board for hand counting.
 - (A) During the initial ballot count, the oval must be darkened or the arrow connected according to the appropriate voting instructions. The county may count only votes for legally qualified write-in candidates.
 - (B) If, following the initial count, the number of undervotes in that race could change the outcome or force the election into a mandatory recount if attributed to a legally qualified write-in candidate, the county must count votes for that candidate whether or not the target area designating the selection of a write-in candidate has been marked, provided that the number of

candidates chosen does not exceed the number permitted in that office.

- (5) The resolution board must duplicate ballots by clearly labeling the new duplicate ballot as a "DUPLICATE" and assign a serial number which shall be recorded on both the original and duplicate ballot. For example, the first ballot in Precinct # 1 to be duplicated could be labeled as #1/001 with the duplicate labeled D#1/001. Original ballots must be separated from the duplicate ballots and placed in a sealable container clearly marked "ORIGINAL BALLOTS." The duplicate ballots must be counted in lieu of the original ballots.
- (6) The resolution board must maintain an official audit log setting forth the precinct number, duplicate ballot number, reason (with specificity) that the ballot was duplicated, date of duplication, and the initials of the members of the duplication board responsible for duplicating the ballot.

(f) Recount Procedures for Optical Scan

- (1) Optical scan equipment must be set to consistent sensitivity standards for each system type, must be tested before the recount, and must be programmed to sort undervotes for the individual race(s) or ballot measure(s) being recounted.
- (2) The county will conduct a recount of a race with a write-in candidate as outlined in Rule 18.6.4.

18.4 Uniform Counting Standards for DREs. A vote that is properly recorded, as specified by the voting instructions, on the voting device for an office or ballot measure must be counted.

18.5 Duplication of Ballots

18.5.1 Using the damaged ballot as the guide, the duplicating team must mark a blank ballot so that the votes recorded are identical to those indicated on the damaged ballot. The duplication must be proofed to ensure it is marked properly and accurately.

18.5.2 Every duplicated ballot must be subject to the process for determining voter intent outlined in Rule 18.6.

18.5.3 A unique number must be assigned to both the original and duplicated ballot. This will reference the two ballots together and provide an audit trail. (Example: the ballots may be marked XX-NNN, where XX is the precinct number and NNN are consecutive numbers starting with the number one.)

18.5.4 The duplicated ballots must be counted in the same manner as all other ballots to be counted.

18.5.5 The damaged or unreadable original ballot must be marked "DUPLICATED" to indicate that the ballot has been duplicated and the duplication is completed. All duplicated original ballots for a precinct along with any applicable printed material must be placed in a sealable container and clearly marked "ORIGINAL BALLOTS."

18.6 Determination of Voter Intent

- 18.6.1 If a voter uses a consistent alternate ballot marking method that deviates from the method specified by the voting instructions (such as circling or placing a check mark behind a candidate's name or ballot response) and does not place an "X", check or other appropriate mark in the target area, the voter will be considered to have voted for the appropriate candidates and or ballot responses and the ballot must be duplicated. But if a voter marks any of his or her choices by placing an "X", check or other appropriate mark in any target area on the voter's ballot, only those choices where the target area is marked may be counted.
- 18.6.2 A ballot that has a mark correctly in the target area that partially extends into another target area must be counted as a vote for the candidate or ballot response so marked.
- 18.6.3 When resolving an overvoted race, marks indicating the voter's intent include, circling the candidate's name and strike-outs or corrections of choices.
- 18.6.4 Write-in votes
- (a) If a voter designates a vote for a named candidate on the ballot and writes in the name of the same candidate in the write-in area, the vote must be counted.
 - (b) If a voter designates a named candidate on the ballot and writes in the name of a different candidate in the write-in area, it must be considered an overvote for that office if the number of chosen candidates exceeds the number permitted to be voted for in that office and no vote may be counted.
 - (c) During any recount of votes, if the number of undervotes in that race could change the outcome if attributed to a legally qualified write-in candidate, votes for that candidate must be counted whether or not the target area designating the selection of a write-in candidate has been marked, provided that the number of candidates chosen does not exceed the number permitted in that office.

Participant Logic and Accuracy Reference Sheet

The Logic and Accuracy Test (LAT) follows hardware verification and ensures that the equipment will correctly count votes. The purpose of the LAT is to test the compatibility of the election ballots through the scanning and tabulation equipment to confirm that every voting position on the ballot is accurately counted where a properly marked selection is made. It also includes testing the electronic voting machines (DRE/DAU/eSlate) and the voter-verifiable paper audit trail (V-VPAT) for accuracy.

Common acronyms:

- **CVR:** Cast Vote Record
- **DAU:** Disabled Access Unit (interchanged with DRE and eSlate)
- **DRE:** Direct Record Electronic
- **eCM:** eSlate Cryptographic Module
- **eSlate:** Product name (Hart InterCivic) for the DRE
- **JBC:** Judges Booth Controller
- **MVW:** Manual Verification Worksheet
- **MBB:** Mobile Ballot Box
- **V-VPAT:** Voter-Verifiable Paper Audit Trail
- **VBO:** Verifiable Ballot Option

Voting your ballot:

1. Testing Board members and participant must secretly vote their ballots following the instructions printed on the ballots and retain a record of the tally. (Rule 11.3.2(c))
2. Mark ballots as indicated on the voter instructions (fill in box completely; no X or v).
3. Write-In (Rule 1.1.47)
 - a. Write-in – A list of write-in candidates are available from staff when applicable
 - i. Target areas must be filled in and the last name of the certified candidate must be included to be counted.
 - b. Uncertified candidate names will be an undervote
4. Follow the voter instructions for correcting a mistake.
5. If a mistake (wrong choice, stray mark, hesitant mark) is made in a contest that you did not intend to vote or you are unable to correct your voting choice, make a written note in the contest area confirming mistake and/or request a replacement ballot from staff.

NOTE: Ballots that are damaged or improperly marked are reviewed and/or rejected in the scanning portion of testing. Catching and correcting a mistake immediately prevents delays in testing later.

Overvotes: Keep in mind that member ballots will be used for the electronic portion of voting which does not allow for overvotes. Overvotes will be recorded as undervotes on the DAU and individual tallies will require adjustments.

Completing the MVW (2 person process):

For each set of ballots, use the following procedure to complete the manual verification worksheet:

1. Count out the first 10 ballots, labeling the ballot number in the top right hand corner of the ballot (i.e. #1, #2, #3) as you count.
2. Starting with ballot #1, Member 1 reads aloud the ballot number recorded in the top right corner, Member 2 verifies this on the MVW.
3. Member 1 reads aloud each contest name and contest selection made, indicating any voting marks that are outside the prescribed voting method.
4. Member 2 will print his/her name on the MVW and record the selections read aloud by Member 1 on the manual verification worksheet by making a slash mark for the appropriate contest option read and makes notation of any abnormal markings as indicated.
 - If a contest has not been voted, a slash mark must be recorded in the Undervote category for that contest.
 - If the contest shows "No candidate for this office", there is no selection to be made and NO undervote to be accounted for.
5. After 10 ballots have been recorded, member 2 confirms they have accounted for 10 ballots.
 - Board members complete this process for all 25 ballots.
6. When all ballots have been recorded, team members will trade roles and verify the accuracy of the MVW, noting and resolving any discrepancies found.
7. Teams select two ballots to be voted on DRE and identify them on the MVW with an asterisk.
8. Both members will initial the MVW confirming they have verified it to be accurate and true and that all resolution issues have been identified and recorded.
9. After verification has been completed, teams will provide their MVW to an election support staff member.
10. The MVW is copied, initialed by the team members and then entered into the electronic cumulative manual verification spreadsheet.

*Electronic (DRE) ballot testing:

Each Testing Board member ballots will be voted on DRE, separate from all other test ballots. In addition, 25 ballots from the County test deck will be selected and voted on DRE. To support the Testing Board in this process, as well as allow for eSlate verification across ballot styles by the jurisdictions, each LAT team will select 2 ballots from their paper test deck, and vote them on DRE. Any additional voting will be completed by the testing board, with added support resources available, if needed.

V-VPAT verification is also required for all ballots voted on DRE. (Rule 11.3.2 (d)) Participants are certifying the VVPAT as the official paper record for comparison against Tally. If there is a discrepancy between the paper ballot MVW and the DRE tally, the printed VVPAT record will be used to resolve any discrepancies.

1. Zero Report is verified by the team
2. Work with partner to vote each member's test ballots, keeping ballots in order to help with reconciling later
 - First ballot on each eSlate will be done using audio
 - Turn up sound on headset so audio can be heard by both participants
 - For ballots containing an OVERVOTE, participants may confirm that no OVERVOTE is possible, but then change the contest to an UNDERVOTE for reconciliation purposes
3. Participants will work with a partner to vote at least 2 ballots, visually and audibly to verify titles and content
 - Member 1
 - Compares audio against paper ballot being voted
 - Makes the selection on DRE that matches the paper ballot selection
 - Member 2
 - Compares audio against eSlate ballot being voted
 - Verifies that the eSlate selection made matches the paper ballot selection
4. Before casting the ballot, team must verify V-VPAT voting summary matches the paper ballot selections and MVW.
5. Teams will then complete the Device Qualification form for their tested device.
6. When voting is complete on the JBCs, the staff will:
 - Generate the JBC summary report from suspending polls and present to Test Board members
 - Record CVRs to MBB for each set of test ballots
 - Remove MBB for tabulation
 - Record DRE unit number and CVRs on the MBB

*Mail and In-Person ballot (Scanner):

1. Zero Report is verified by the team
2. Team's ballots are inspected for damaged and improperly marked ballots
3. Ballots are scanned and processed
4. Contests are resolved for voter intent as applicable
5. CVRs are recorded to an MBB for each set of test ballots
6. MBB is removed for tabulation
7. Team provided device qualification form

County Test Ballots:

1. Voted per requirements of LAT
2. Manual verification worksheet created
3. All test ballots scanned, processed and resolved for voter intent
4. For DRE, 25 randomly selected County ballots voted
5. CVRs recorded to MBB
6. MBB removed for tabulation

Tabulation

1. New database created
2. Zero Report generated
3. Member MBB tabulated
4. Results report generated
5. Database Finalized

Results verification

1. Each team's MVW is compared to the Results report from Tally
2. Discrepancies are documented, researched and resolved
3. Results report is signed by team members, confirming that the machine matches the predetermined tally

Cumulative LAT results

1. New database created
2. Zero Report generated
3. LAT MBBs cumulatively tabulated
4. Results report generated
5. Database Finalized
6. Cumulative electronic MVW completed
7. Audit of cumulative results and summary

Completing the LAT

1. Equipment is reset and sealed (where applicable) to original state of readiness
2. Newly attached device seals are verified and documented
3. Results and supporting documentation are reviewed
4. Any issues with equipment are documented
5. Statement of Qualification is signed



Boulder County Clerk & Recorder Elections Division Logic and Accuracy Test Documentation

BNOW and DAU test information

Election Title:			
2015 Coordinated Election – November 3, 2015			
BOSS Database ID:		Creation Date:	
MB: 111337 (1209)	DAU: 094152 (1215)	MB: 09/15/2015	DAU: 09/24/2015
Test Date(s):		Test Location:	
October 6 - 9, 2015		1750 33 rd St. Boulder, CO	

Title	Printed Name (Team #)	Ballot Now MBB ID Number	DRE MBB ID Number
LAT Coordinator	Justine Vigil-Tapia <i>Boulder County Elections Coordinator</i>	N/A	N/A
Board Member #1 – Team #1	Alisa Lewis <i>Democratic Party Representative</i>	N/A	N/A
Board Member #2 – Team #2	Valeria Skitt <i>Republican Party Representative</i>	N/A	N/A
Participant - City of Boulder Team #1	Alisa Lewis/Lynette Beck <i>Election Participant Representative</i>	26	6
Participant - City of Longmont Team #2	Valeria Skitt/Dawn Quintana <i>Election Participant Representative</i>	24	4
Participant - City of Lafayette Team #3	Susan Koster/Alex Armani-Munn <i>Election Participant Representative</i>	53	7
Participant - City of Louisville Team #4	Nancy Varra/Susan Barker <i>Election Participant Representative</i>	52	3
Participant - Town of Lyons Team #5	Deborah Russell/Carol Hanson <i>Election Participant Representative</i>	23	3
Participant - Boulder Valley School Team #6	Sandy Eicher/Dolores Vasquez <i>Election Participant Representative</i>	54	3
Participant - Boulder Rural Fire Protection District - Team #7	Kammy Tinney/Kristina Crain <i>Election Participant Representative</i>	49	3
Participant – Estes Valley Recreation and Park District - Team #8	Dale Stapleton/Chuck Simmons <i>Election Participant Representative</i>	50	3
Participant – Knollwood Water District - Team #9	Barry S Baer/Janet Carabell <i>Election Participant Representative</i>	25	3
Participant – Town of Nederland Team #10	LauraJane Baur/James Semborski <i>Election Participant Representative</i>	51	7
County Test Deck – Team #11	Lachlan McInnes/Kent Werner <i>County Test Deck Representatives</i>	56	3 7



Boulder County Clerk & Recorder Elections Division

Title	Printed Name (Team #)	Ballot Now MBB ID Number	DRE MBB ID Number
Support Member	Robb Menzies (Inspect/Scan)	N/A	N/A
Support Member	Patty Stahl (Inspect/Scan)	N/A	N/A
Support Member	Iola Freeland (Inspect/Scan)	N/A	N/A
Support Member	Crystal Christman (Tabulation)	N/A	N/A
Support Member	Brad Light (eSlate)	N/A	N/A
Support Member	Elin Larson (Support)	N/A	N/A
Support Member	Kent Werner (MVW Support to Test Board/County Test Deck – Team 11)	N/A	N/A
Support Member	Lachlan McInnes (MVW Support to Test Board/County Test Deck – Team 11)	N/A	N/A
Support Member	Robert Lopez (MVW Support to Test Board)	N/A	N/A
Support Member	Tricia Grossnickle (MVW Support to Test Board)	N/A	N/A



Boulder County Clerk & Recorder Elections Division

Device ID	Type of Device	Members Testing Device	Satisfactory / Unsatisfactory	Seal # (Where applicable)
JBC 177 – Serial # c03d13	MBB 3	Nancy Varra / Susan Barker Sandy Eicher / Dolores Vasquez Deborah Russell / Carol Hanson Dale Stapleton / Chuck Simmons Kammy Tinney / Kristina Crane Barry Baer / Janet Carabell	Satisfactory	On File
Booth 63 Serial # a0ac5e	ESlate	Nancy Varra Sandy Eicher Deborah Russell Dale Stapleton Kammy Tinney Janet Carabell	Satisfactory	On File
Booth 63 Serial # v037a0	V-VPAT	Nancy Varra Sandy Eicher Deborah Russell Dale Stapleton Kammy Tinney Janet Carabell	Satisfactory	On File
Booth 63	Audio	Nancy Varra Sandy Eicher Deborah Russell Dale Stapleton Kammy Tinney Janet Carabell	Satisfactory	N/A
Booth 57 Serial # a0abc0	ESlate	Susan Barker Dolores Vasquez Carol Hanson Chuck Simmons Kristina Crane Barry Baer	Satisfactory	On File
Booth 57 Serial # v03724	V-VPAT	Susan Barker Dolores Vasquez Carol Hanson Chuck Simmons Kristina Crane Barry Baer	Satisfactory	On File
Booth 57	Audio	Susan Barker Dolores Vasquez Carol Hanson Chuck Simmons Kristina Crane	Satisfactory	N/A



Boulder County Clerk & Recorder Elections Division

Device ID	Type of Device	Members Testing Device	Satisfactory / Unsatisfactory	Seal # (Where applicable)
JBC 175 – Serial # c03d11	MBB 4	Board Member 2 Valeria Skitt Lachlan McInnes Dawn Quintana Kent Werner	Satisfactory	On File
Booth 66 Serial # a0ac9a	ESlate	Valeria Skitt Lachlan McInnes	Satisfactory	On File
Booth 66 Serial # v03685	V-VPAT	Valeria Skitt Lachlan McInnes	Satisfactory	On File
Booth 66	Audio	Valeria Skitt Lachlan McInnes	Satisfactory	N/A
Booth 124 Serial # a0afff	ESlate	Dawn Quintana Kent Werner	Satisfactory	On File
Booth 124 Serial # v03662	V-VPAT	Dawn Quintana Kent Werner	Satisfactory	On File
Booth 124	Audio	Dawn Quintana Kent Werner	Satisfactory	N/A
JBC 179 – Serial # c03d15	MBB 6	Board Member 1 Alisa Lewis Lynette Beck	Satisfactory	On File
Booth 69 Serial # a0aced	ESlate	Lynette Beck	Satisfactory	On File
Booth 69 Serial # v03741	V-VPAT	Lynette Beck	Satisfactory	On File
Booth 69	Audio	Lynette Beck	Satisfactory	N/A
Booth 139 Serial # a0b080	ESlate	Alisa Lewis	Satisfactory	On File
Booth 139 Serial # v036a9	V-VPAT	Alisa Lewis	Satisfactory	On File
Booth 139	Audio	N/A	N/A	N/A



Boulder County Clerk & Recorder Elections Division

Device ID	Type of Device	Members Testing Device	Satisfactory / Unsatisfactory	Seal # (Where applicable)
JBC 56 – Serial # c03b41	MBB 7	Susan Koster / Alex Armani-Munn LauraJane Baur / Jim Semborski	Satisfactory	On File
Booth 121 Serial # a0aff0	ESlate	Susan Koster LauraJane Baur	Satisfactory	On File
Booth 121 Serial # v036e3	V-VPAT	Susan Koster LauraJane Baur	Satisfactory	On File
Booth 121	Audio	Susan Koster LauraJane Baur	Satisfactory	N/A
Booth 44 Serial # a0aab4	ESlate	Alex Armani-Munn	Satisfactory	On File
Booth 44 Serial # v03704	V-VPAT	Jim Semborski	Satisfactory	On File
Booth 44	Audio	Jim Semborski	Satisfactory	N/A
TALLY	DRE Count Tabulation	Alisa Lewis Valeria Skitt	Satisfactory	N/A



Boulder County Clerk & Recorder Elections Division

Device ID	Type of Device	Members Testing Device	Satisfactory / Unsatisfactory	Seal # (Where applicable)
Central Count Scanners				
Scan Station A BNOW CH6NCZ1 BNIP CGMNCZ1 RESOLUTION CH3PCZ1	Central Count Scanner MBB	Town of Lyons – Team 5 Deborah Russell / Carol Hanson	Satisfactory	N/A
Scan Station B BNOW CGTNCZ1 BNIP CGKNCZ1 RESOLUTION CBMMCZ1	Central Count Scanner MBB	Board Member 2 Valeria Skitt Dawn Quintana – Longmont Team 2	Satisfactory	N/A
Scan Station C BNOW CH4MCZ1 BNIP CHGNCZ1 RESOLUTION CGZMCZ1	Central Count Scanner MBB	Boulder Rural Fire Protection District - Team 7 Kammey Tinney / Krintina Crain Knollwood Water District Team 9 Barry Baer / Janet Carabell	Satisfactory	N/A
Scan Station D BNOW CGVNCZ1 BNIP CGXLCZ1 RESOLUTION CH2MCZ1	Central Count Scanner MBB	Board Member 1 Alisa Lewis Lynette Beck – Boulder Team 1	Satisfactory	N/A
Scan Station E BNOW CHDLCZ1 BNIP CH7PCZ1 RESOLUTION CH8LCZ1	Central Count Scanner MBB	County Test Deck Team 11 Kent Werner / Lachlan McInnes	Satisfactory	N/A
Scan Station F BNOW CGXMCZ1 BNIP CGPLCZ1 RESOLUTION CGLNCZ1	Central Count Scanner MBB	Estes Valley Recreation and Park District - Team 8 Dale Stapleton / Chuck Simmons	Satisfactory	N/A
Scan Station G BNOW CHDPCZ1 BNIP CH4NCZ1 RESOLUTION CGRMCZ1	Central Count Scanner MBB	Boulder Valley School District – Team 6 Sandy Eicher / Dolores Vasquez	Satisfactory	N/A
Scan Station H BNOW CGNNCZ1 BNIP CGJLCZ1 RESOLUTION CGQLCZ1	Central Count Scanner MBB	City of Lafayette – Team 3 Susan Koster / Alexander Armani-Munn	Satisfactory	N/A
Scan Station I (Contingency Scanner) BNOW 5HXRHL1 BNIP BGXRHL1 RESOLUTION BGXRHL1	Central Count Scanner MBB	City of Louisville – Team 4 Nancy Varra / Susan Barker	Satisfactory	N/A
Scan Station J (Contingency Scanner) BNOW CGXRHL1 BNIP CHXRHL1 RESOLUTION CHXRHL1	Central Count Scanner MBB	Town of Nederland – Team 10 LauraJane Baur / James Semborski	Satisfactory	N/A
TALLY	Central Count Tabulation	Alisa Lewis Valeria Skitt	Satisfactory	N/A



Boulder County Clerk & Recorder Elections Division

Requirements of the LAT

Preparation:

- ✓ 25 test ballots were provided to each Test Board Member
- ✓ All ballots were marked "TEST"
- ✓ Voting choices were made secretly and members retained their tally (Manual Verification Worksheet)
- ✓ Each type of voting device utilized in a given election and each method of counting is represented in testing
- ✓ Members selected each device for testing

Electronic (DRE) ballot testing:

Test Board Members completed the following:

- ✓ Witnessed the public counter set to zero
- ✓ Viewed the zero report
- ✓ Voted their 25 ballot packet
- ✓ County packet of 25 ballots voted
- ✓ Tested two audio ballots
- ✓ Verified V-VPAT against their test ballots manually
- ✓ Ensured member tally (Manual Verification Worksheet) and V-VPAT reconcile
- ✓ Viewed the JBC Summary Report from suspending polls

Scan (Paper) ballot testing:

Test Board Members witnessed the following:

- ✓ The public counter set to zero
- ✓ The zero report
- ✓ The processing of test ballots on the Ballot Now station

Tabulation:

Test Board Members witnessed the following:

- ✓ Tabulation counts set to zero
- ✓ Tabulation zero report
- ✓ Tabulation of CVRs from electronic and paper ballot testing
- ✓ Members were provided with individual results reports from Tally

Comparison:

- ✓ Members have compared the machine results (from the Tally station) to their individual tally (Manual Verification Worksheet)
- ✓ Members have verified that machine results match individual tallies



Boulder County Clerk & Recorder Elections Division

County test ballots:

- ✓ Every precinct and ballot style has been prepared for testing
- ✓ A mark has been made for every voting position on all ballots, which includes every contest and every candidate on the ballot. Overvotes and undervotes were also included.
- ✓ 25 County test ballots were voted on the DRE

Storage of test material:

- ✓ Test material were contained in the testing area and secured in a locked metal cage when not in use
- ✓ Member ballots were secured and sealed individually
- ✓ Any records opened for inspection were witnessed by at least two election officials verifying the seals and initialing the chain-of-custody log

Resetting and resealing of equipment:

- ✓ Members witnessed the resetting and sealing of each tested voting device after the completion of testing
- ✓ Members verified and documented the newly attached device seals
- ✓ Members have included the newly attached device seals in the Statement of Qualification documentation



Boulder County Clerk & Recorder Elections Division

Statement of Qualification of Election Devices

I attest that, to the best of my knowledge, each election device used in the Logic and Accuracy Test (LAT) passed the requirements of the LAT and accurately tabulated all properly marked LAT ballots.

It is the determination of the Logic and Accuracy Testing Board that all devices tested are qualified to be used in the 2015 Coordinated Election on November 3, 2015.

ON FILE 10-09-2015
Alisa Lewis, Democratic Representative,
LAT Testing Board

ON FILE 10-09-2015
Valeria Skitt, Republican Representative,
LAT Testing Board

ON FILE 10-09-2015
Hillary Hall
Boulder County Clerk and Recorder

Any problems discovered during testing are described as follows. Additionally, I am reporting any other information or attaching any additional documentation that might be necessary to provide a full and accurate account of the condition of each piece of equipment:

Alisa Lewis, LAT Testing Board Member:

No Comments

Valeria Skitt, LAT Testing Board Member:

No problems discovered

Hillary Hall, Boulder County Clerk and Recorder:

None

Results

2015 Coordinated Election LAT

Cumulative Report — Official

Cumulative Results - ~~0.00%~~
Paper

Boulder County, Colorado — 2015 Boulder County Coordinated Election — November 03, 2015

Total Number of Voters : 842 of 191,197 = 0.44%

Precincts Reporting 0 of 334 = 0.00%

Party	Candidate	Absentee	Early	Election	Total
-------	-----------	----------	-------	----------	-------

City of Boulder Council Candidates, Vote For 5

Jared Kaszuba	8	1.34%	0	0.00%	0	0.00%	8	1.34%
Lisa Morzel	10	1.68%	0	0.00%	0	0.00%	10	1.68%
Leonard May	14	2.35%	0	0.00%	0	0.00%	14	2.35%
Logan Wolff	16	2.68%	0	0.00%	0	0.00%	16	2.68%
Edward Jabari	21	3.52%	0	0.00%	0	0.00%	21	3.52%
Cha Cha Spinrad	21	3.52%	0	0.00%	0	0.00%	21	3.52%
Bob Yates	26	4.36%	0	0.00%	0	0.00%	26	4.36%
Aaron Brockett	28	4.69%	0	0.00%	0	0.00%	28	4.69%
Julianne McCabe	32	5.36%	0	0.00%	0	0.00%	32	5.36%
Bill Rigler	34	5.70%	0	0.00%	0	0.00%	34	5.70%
Tim Plass	36	6.03%	0	0.00%	0	0.00%	36	6.03%
Cindy Carlisle	38	6.37%	0	0.00%	0	0.00%	38	6.37%
Suzanne Jones	43	7.20%	0	0.00%	0	0.00%	43	7.20%
Michael Kruteck	48	8.04%	0	0.00%	0	0.00%	48	8.04%
Comrade Keith Percy	51	8.54%	0	0.00%	0	0.00%	51	8.54%
Jyotsna Raj	54	9.05%	0	0.00%	0	0.00%	54	9.05%
Jan Burton	57	9.55%	0	0.00%	0	0.00%	57	9.55%
Don Cote	60	10.05%	0	0.00%	0	0.00%	60	10.05%

Cast Votes:	597	45.23%	0	0.00%	0	0.00%	597	45.23%
Over Votes:	4	1.52%	0	0.00%	0	0.00%	4	1.52%
Under Votes:	703	53.26%	0	0.00%	0	0.00%	703	53.26%

Precincts			Voters		
Counted	Total	Percent	Ballots	Registered	Percent
0	90	0.00%	264	61,881	0.43%

Alisa D Lewis add 10/9/2015
 Valeria L Skitt VRS 10/9/2015

2015 Coordinated Election LAT

Cumulative Report — Official

Boulder County, Colorado — 2015 Boulder County Coordinated Election — November 03, 2015

Total Number of Voters : 842 of 191,197 = 0.44%

Precincts Reporting 0 of 334 = 0.00%

Party	Candidate	Absentee	Early	Election	Total
-------	-----------	----------	-------	----------	-------

City of Lafayette Council Candidates, Vote For 4

Christine Berg	10	14.71%	0	0.00%	0	0.00%	10	14.71%
Cliff Willmeng	7	10.29%	0	0.00%	0	0.00%	7	10.29%
Alexandra Lynch	9	13.24%	0	0.00%	0	0.00%	9	13.24%
Frank Phillips	10	14.71%	0	0.00%	0	0.00%	10	14.71%
Brad Wiesley	12	17.65%	0	0.00%	0	0.00%	12	17.65%
Stephanie Walton	9	13.24%	0	0.00%	0	0.00%	9	13.24%
Cliff Smedley	11	16.18%	0	0.00%	0	0.00%	11	16.18%

Cast Votes:	68	50.00%	0	0.00%	0	0.00%	68	50.00%
Over Votes:	1	2.94%	0	0.00%	0	0.00%	1	2.94%
Under Votes:	64	47.06%	0	0.00%	0	0.00%	64	47.06%

Precincts			Voters		
Counted	Total	Percent	Ballots	Registered	Percent
0	17	0.00%	34	16,614	0.20%

City of Longmont Mayor, Vote For 1

Sarah Levison	8	21.05%	0	0.00%	0	0.00%	8	21.05%
Ron Gallegos	11	28.95%	0	0.00%	0	0.00%	11	28.95%
Dennis L. Coombs	19	50.00%	0	0.00%	0	0.00%	19	50.00%

Cast Votes:	38	34.55%	0	0.00%	0	0.00%	38	34.55%
Over Votes:	3	2.73%	0	0.00%	0	0.00%	3	2.73%
Under Votes:	69	62.73%	0	0.00%	0	0.00%	69	62.73%

Precincts			Voters		
Counted	Total	Percent	Ballots	Registered	Percent
0	55	0.00%	110	50,082	0.22%

City of Longmont Council At-Large, Vote For 1

Joan Peck	13	44.83%	0	0.00%	0	0.00%	13	44.83%
Scott Dunn	16	55.17%	0	0.00%	0	0.00%	16	55.17%

Cast Votes:	29	26.36%	0	0.00%	0	0.00%	29	26.36%
Over Votes:	3	2.73%	0	0.00%	0	0.00%	3	2.73%
Under Votes:	78	70.91%	0	0.00%	0	0.00%	78	70.91%

Precincts			Voters		
Counted	Total	Percent	Ballots	Registered	Percent
0	55	0.00%	110	50,082	0.22%

2015 Coordinated Election LAT

Cumulative Report — Official

Boulder County, Colorado — 2015 Boulder County Coordinated Election — November 03, 2015

Total Number of Voters : 842 of 191,197 = 0.44%

Precincts Reporting 0 of 334 = 0.00%

Party	Candidate	Absentee	Early	Election	Total
-------	-----------	----------	-------	----------	-------

City of Longmont Council Ward 1, Vote For 1

Brian J. Bagley	6	100.00%	0	0.00%	0	0.00%	6	100.00%
-----------------	---	---------	---	-------	---	-------	---	---------

Cast Votes:	6	15.79%	0	0.00%	0	0.00%	6	15.79%
Over Votes:	0	0.00%	0	0.00%	0	0.00%	0	0.00%
Under Votes:	32	84.21%	0	0.00%	0	0.00%	32	84.21%

Precincts			Voters		
Counted	Total	Percent	Ballots	Registered	Percent
0	19	0.00%	38	17,054	0.22%

City of Longmont Council Ward 3, Vote For 1

Bonnie Finley	4	44.44%	0	0.00%	0	0.00%	4	44.44%
---------------	---	--------	---	-------	---	-------	---	--------

Paul Rennix	5	55.56%	0	0.00%	0	0.00%	5	55.56%
-------------	---	--------	---	-------	---	-------	---	--------

Cast Votes:	9	22.50%	0	0.00%	0	0.00%	9	22.50%
Over Votes:	1	2.50%	0	0.00%	0	0.00%	1	2.50%
Under Votes:	30	75.00%	0	0.00%	0	0.00%	30	75.00%

Precincts			Voters		
Counted	Total	Percent	Ballots	Registered	Percent
0	20	0.00%	40	16,322	0.25%

City of Louisville Mayor, Vote For 1

Bob Muckle	20	100.00%	0	0.00%	0	0.00%	20	100.00%
------------	----	---------	---	-------	---	-------	----	---------

Cast Votes:	20	45.45%	0	0.00%	0	0.00%	20	45.45%
Over Votes:	0	0.00%	0	0.00%	0	0.00%	0	0.00%
Under Votes:	24	54.55%	0	0.00%	0	0.00%	24	54.55%

Precincts			Voters		
Counted	Total	Percent	Ballots	Registered	Percent
0	22	0.00%	44	13,720	0.32%

City of Louisville City Council Person Ward I, Vote For 1

Jay Keany	5	100.00%	0	0.00%	0	0.00%	5	100.00%
-----------	---	---------	---	-------	---	-------	---	---------

Cast Votes:	5	41.67%	0	0.00%	0	0.00%	5	41.67%
Over Votes:	0	0.00%	0	0.00%	0	0.00%	0	0.00%
Under Votes:	7	58.33%	0	0.00%	0	0.00%	7	58.33%

Precincts			Voters		
Counted	Total	Percent	Ballots	Registered	Percent
0	6	0.00%	12	5,251	0.23%

2015 Coordinated Election LAT

Cumulative Report — Official

Boulder County, Colorado — 2015 Boulder County Coordinated Election — November 03, 2015

Total Number of Voters : 842 of 191,197 = 0.44%

Precincts Reporting 0 of 334 = 0.00%

Party	Candidate	Absentee	Early	Election	Total
-------	-----------	----------	-------	----------	-------

City of Louisville City Council Person Ward II, Vote For 1

Susan Loo	8	100.00%	0	0.00%	0	0.00%	8	100.00%
-----------	---	---------	---	-------	---	-------	---	---------

Cast Votes:	8	44.44%	0	0.00%	0	0.00%	8	44.44%
Over Votes:	0	0.00%	0	0.00%	0	0.00%	0	0.00%
Under Votes:	10	55.56%	0	0.00%	0	0.00%	10	55.56%

Precincts			Voters		
Counted	Total	Percent	Ballots	Registered	Percent
0	9	0.00%	18	4,367	0.41%

City of Louisville City Council Person Ward III, Vote For 1

Todd Stevenson	4	33.33%	0	0.00%	0	0.00%	4	33.33%
Dennis Maloney	4	33.33%	0	0.00%	0	0.00%	4	33.33%
Angie Layton	4	33.33%	0	0.00%	0	0.00%	4	33.33%

Cast Votes:	12	85.71%	0	0.00%	0	0.00%	12	85.71%
Over Votes:	1	7.14%	0	0.00%	0	0.00%	1	7.14%
Under Votes:	1	7.14%	0	0.00%	0	0.00%	1	7.14%

Precincts			Voters		
Counted	Total	Percent	Ballots	Registered	Percent
0	7	0.00%	14	4,102	0.34%

Boulder Valley School District RE-2 Director District A, Vote For 1

Denny McCloskey	61	53.04%	0	0.00%	0	0.00%	61	53.04%
Shelly Benford	54	46.96%	0	0.00%	0	0.00%	54	46.96%

Cast Votes:	115	22.03%	0	0.00%	0	0.00%	115	22.03%
Over Votes:	11	2.11%	0	0.00%	0	0.00%	11	2.11%
Under Votes:	396	75.86%	0	0.00%	0	0.00%	396	75.86%

Precincts			Voters		
Counted	Total	Percent	Ballots	Registered	Percent
0	218	0.00%	522	124,126	0.42%

2015 Coordinated Election LAT

Cumulative Report — Official

Boulder County, Colorado — 2015 Boulder County Coordinated Election — November 03, 2015

Total Number of Voters : 842 of 191,197 = 0.44%

Precincts Reporting 0 of 334 = 0.00%

Party	Candidate	Absentee	Early	Election	Total
-------	-----------	----------	-------	----------	-------

Boulder Valley School District RE-2 Director District C, Vote For 1

Chris Barge	48	32.00%	0	0.00%	0	0.00%	48	32.00%
Susan D. Femmer	46	30.67%	0	0.00%	0	0.00%	46	30.67%
Kathy Gebhardt	56	37.33%	0	0.00%	0	0.00%	56	37.33%

Cast Votes:	150	28.74%	0	0.00%	0	0.00%	150	28.74%
Over Votes:	11	2.11%	0	0.00%	0	0.00%	11	2.11%
Under Votes:	361	69.16%	0	0.00%	0	0.00%	361	69.16%

Precincts			Voters		
Counted	Total	Percent	Ballots	Registered	Percent
0	218	0.00%	522	124,126	0.42%

Boulder Valley School District RE-2 Director District D, Vote For 1

Sam Fuqua	90	100.00%	0	0.00%	0	0.00%	90	100.00%
-----------	----	---------	---	-------	---	-------	----	---------

Cast Votes:	90	17.24%	0	0.00%	0	0.00%	90	17.24%
Over Votes:	0	0.00%	0	0.00%	0	0.00%	0	0.00%
Under Votes:	432	82.76%	0	0.00%	0	0.00%	432	82.76%

Precincts			Voters		
Counted	Total	Percent	Ballots	Registered	Percent
0	218	0.00%	522	124,126	0.42%

Boulder Valley School District RE-2 Director District G, Vote For 1

Richard L. Garcia	92	100.00%	0	0.00%	0	0.00%	92	100.00%	93
-------------------	----	---------	---	-------	---	-------	-----------	---------	-----------

Cast Votes:	92	17.62%	0	0.00%	0	0.00%	92	17.62%
Over Votes:	0	0.00%	0	0.00%	0	0.00%	0	0.00%
Under Votes:	430	82.38%	0	0.00%	0	0.00%	430	82.38%

Precincts			Voters		
Counted	Total	Percent	Ballots	Registered	Percent
0	218	0.00%	522	124,126	0.42%

2015 Coordinated Election LAT

Cumulative Report — Official

Boulder County, Colorado — 2015 Boulder County Coordinated Election — November 03, 2015

Total Number of Voters : 842 of 191,197 = 0.44%

Precincts Reporting 0 of 334 = 0.00%

Party	Candidate	Absentee	Early	Election	Total
-------	-----------	----------	-------	----------	-------

Thompson School District R2-J Board of Education Director District A, Vote For 1

Jeff Swanty	1	33.33%	0	0.00%	0	0.00%	1	33.33%
Aimie Randall	2	66.67%	0	0.00%	0	0.00%	2	66.67%

Cast Votes:	3	60.00%	0	0.00%	0	0.00%	3	60.00%
Over Votes:	1	20.00%	0	0.00%	0	0.00%	1	20.00%
Under Votes:	1	20.00%	0	0.00%	0	0.00%	1	20.00%

Precincts			Voters		
Counted	Total	Percent	Ballots	Registered	Percent
0	2	0.00%	5	152	3.29%

Thompson School District R2-J Board of Education Director District C, Vote For 1

Denise Montagu	1	33.33%	0	0.00%	0	0.00%	1	33.33%
Vance Hansen	2	66.67%	0	0.00%	0	0.00%	2	66.67%

Cast Votes:	3	60.00%	0	0.00%	0	0.00%	3	60.00%
Over Votes:	1	20.00%	0	0.00%	0	0.00%	1	20.00%
Under Votes:	1	20.00%	0	0.00%	0	0.00%	1	20.00%

Precincts			Voters		
Counted	Total	Percent	Ballots	Registered	Percent
0	2	0.00%	5	152	3.29%

Thompson School District R2-J Board of Education Director District D, Vote For 1

Pam Howard	1	33.33%	0	0.00%	0	0.00%	1	33.33%
Tomi Grundvig	2	66.67%	0	0.00%	0	0.00%	2	66.67%

Cast Votes:	3	60.00%	0	0.00%	0	0.00%	3	60.00%
Over Votes:	1	20.00%	0	0.00%	0	0.00%	1	20.00%
Under Votes:	1	20.00%	0	0.00%	0	0.00%	1	20.00%

Precincts			Voters		
Counted	Total	Percent	Ballots	Registered	Percent
0	2	0.00%	5	152	3.29%

2015 Coordinated Election LAT

Cumulative Report — Official

Boulder County, Colorado — 2015 Boulder County Coordinated Election — November 03, 2015

Total Number of Voters : 842 of 191,197 = 0.44%

Precincts Reporting 0 of 334 = 0.00%

Party	Candidate	Absentee	Early	Election	Total
-------	-----------	----------	-------	----------	-------

Thompson School District R2-J Board of Education Director District G, Vote For 1

David Levy	1	33.33%	0	0.00%	0	0.00%	1	33.33%
Bruce Finger	2	66.67%	0	0.00%	0	0.00%	2	66.67%
Cast Votes:	3	60.00%	0	0.00%	0	0.00%	3	60.00%
Over Votes:	1	20.00%	0	0.00%	0	0.00%	1	20.00%
Under Votes:	1	20.00%	0	0.00%	0	0.00%	1	20.00%

Precincts			Voters		
Counted	Total	Percent	Ballots	Registered	Percent
0	2	0.00%	5	152	3.29%

Proposition BB (STATUTORY), Vote For 1

YES/FOR	84	44.68%	0	0.00%	0	0.00%	84	44.68%
NO/AGAINST	104	55.32%	0	0.00%	0	0.00%	104	55.32%
Cast Votes:	188	23.30%	0	0.00%	0	0.00%	188	23.30%
Over Votes:	20	2.48%	0	0.00%	0	0.00%	20	2.48%
Under Votes:	599	74.23%	0	0.00%	0	0.00%	599	74.23%

Precincts			Voters		
Counted	Total	Percent	Ballots	Registered	Percent
0	327	0.00%	807	191,197	0.42%

CITY OF BOULDER BALLOT ISSUE 2N, Vote For 1

FOR THE MEASURE	13	50.00%	0	0.00%	0	0.00%	13	50.00%
AGAINST THE MEASURE	13	50.00%	0	0.00%	0	0.00%	13	50.00%
Cast Votes:	26	9.85%	0	0.00%	0	0.00%	26	9.85%
Over Votes:	3	1.14%	0	0.00%	0	0.00%	3	1.14%
Under Votes:	235	89.02%	0	0.00%	0	0.00%	235	89.02%

Precincts			Voters		
Counted	Total	Percent	Ballots	Registered	Percent
0	90	0.00%	264	61,881	0.43%

2015 Coordinated Election LAT

Cumulative Report — Official

Boulder County, Colorado — 2015 Boulder County Coordinated Election — November 03, 2015

Total Number of Voters : 842 of 191,197 = 0.44%

Precincts Reporting 0 of 334 = 0.00%

Party	Candidate	Absentee	Early	Election	Total
-------	-----------	----------	-------	----------	-------

City of Boulder Ballot Question 2O, Vote For 1

For the Measure	12	44.44%	0	0.00%	0	0.00%	12	44.44%
Against the Measure	15	55.56%	0	0.00%	0	0.00%	15	55.56%
Cast Votes:	27	10.23%	0	0.00%	0	0.00%	27	10.23%
Over Votes:	3	1.14%	0	0.00%	0	0.00%	3	1.14%
Under Votes:	234	88.64%	0	0.00%	0	0.00%	234	88.64%

Precincts			Voters		
Counted	Total	Percent	Ballots	Registered	Percent
0	90	0.00%	264	61,881	0.43%

City of Boulder Ballot Question 2P, Vote For 1

For the Measure	14	51.85%	0	0.00%	0	0.00%	14	51.85%
Against the Measure	13	48.15%	0	0.00%	0	0.00%	13	48.15%
Cast Votes:	27	10.23%	0	0.00%	0	0.00%	27	10.23%
Over Votes:	3	1.14%	0	0.00%	0	0.00%	3	1.14%
Under Votes:	234	88.64%	0	0.00%	0	0.00%	234	88.64%

Precincts			Voters		
Counted	Total	Percent	Ballots	Registered	Percent
0	90	0.00%	264	61,881	0.43%

City of Boulder Ballot Question 2Q, Vote For 1

For the Measure	14	51.85%	0	0.00%	0	0.00%	14	51.85%
Against the Measure	13	48.15%	0	0.00%	0	0.00%	13	48.15%
Cast Votes:	27	10.23%	0	0.00%	0	0.00%	27	10.23%
Over Votes:	3	1.14%	0	0.00%	0	0.00%	3	1.14%
Under Votes:	234	88.64%	0	0.00%	0	0.00%	234	88.64%

Precincts			Voters		
Counted	Total	Percent	Ballots	Registered	Percent
0	90	0.00%	264	61,881	0.43%

2015 Coordinated Election LAT

Cumulative Report — Official

Boulder County, Colorado — 2015 Boulder County Coordinated Election — November 03, 2015

Total Number of Voters : 842 of 191,197 = 0.44%

Precincts Reporting 0 of 334 = 0.00%

Party	Candidate	Absentee	Early	Election	Total
-------	-----------	----------	-------	----------	-------

City of Boulder Ballot Question 2R, Vote For 1

For the Measure	13	48.15%	0	0.00%	0	0.00%	13	48.15%
Against the Measure	14	51.85%	0	0.00%	0	0.00%	14	51.85%
Cast Votes:	27	10.23%	0	0.00%	0	0.00%	27	10.23%
Over Votes:	3	1.14%	0	0.00%	0	0.00%	3	1.14%
Under Votes:	234	88.64%	0	0.00%	0	0.00%	234	88.64%

Precincts			Voters		
Counted	Total	Percent	Ballots	Registered	Percent
0	90	0.00%	264	61,881	0.43%

City of Boulder Ballot Question No. 300, Vote For 1

For the Measure	11	44.00%	0	0.00%	0	0.00%	11	44.00%
Against the Measure	14	56.00%	0	0.00%	0	0.00%	14	56.00%
Cast Votes:	25	9.47%	0	0.00%	0	0.00%	25	9.47%
Over Votes:	4	1.52%	0	0.00%	0	0.00%	4	1.52%
Under Votes:	235	89.02%	0	0.00%	0	0.00%	235	89.02%

Precincts			Voters		
Counted	Total	Percent	Ballots	Registered	Percent
0	90	0.00%	264	61,881	0.43%

City of Boulder Ballot Question No. 301, Vote For 1

For the Measure	12	46.15%	0	0.00%	0	0.00%	12	46.15%
Against the Measure	14	53.85%	0	0.00%	0	0.00%	14	53.85%
Cast Votes:	26	9.85%	0	0.00%	0	0.00%	26	9.85%
Over Votes:	3	1.14%	0	0.00%	0	0.00%	3	1.14%
Under Votes:	235	89.02%	0	0.00%	0	0.00%	235	89.02%

Precincts			Voters		
Counted	Total	Percent	Ballots	Registered	Percent
0	90	0.00%	264	61,881	0.43%

2015 Coordinated Election LAT

Cumulative Report — Official

Boulder County, Colorado — 2015 Boulder County Coordinated Election — November 03, 2015

Total Number of Voters : 842 of 191,197 = 0.44%

Precincts Reporting 0 of 334 = 0.00%

Party	Candidate	Absentee	Early	Election	Total
-------	-----------	----------	-------	----------	-------

City of Lafayette Ballot Question No. 2J, Vote For 1

Yes	7	43.75%	0	0.00%	0	0.00%	7	43.75%
No	9	56.25%	0	0.00%	0	0.00%	9	56.25%
Cast Votes:	16	47.06%	0	0.00%	0	0.00%	16	47.06%
Over Votes:	1	2.94%	0	0.00%	0	0.00%	1	2.94%
Under Votes:	17	50.00%	0	0.00%	0	0.00%	17	50.00%

Precincts			Voters		
Counted	Total	Percent	Ballots	Registered	Percent
0	17	0.00%	34	16,614	0.20%

City of Lafayette Ballot Question No. 2K, Vote For 1

Yes	5	31.25%	0	0.00%	0	0.00%	5	31.25%
No	11	68.75%	0	0.00%	0	0.00%	11	68.75%
Cast Votes:	16	47.06%	0	0.00%	0	0.00%	16	47.06%
Over Votes:	1	2.94%	0	0.00%	0	0.00%	1	2.94%
Under Votes:	17	50.00%	0	0.00%	0	0.00%	17	50.00%

Precincts			Voters		
Counted	Total	Percent	Ballots	Registered	Percent
0	17	0.00%	34	16,614	0.20%

City of Longmont Ballot Question 2D, Vote For 1

Yes	6	20.69%	0	0.00%	0	0.00%	6	20.69%
No	23	79.31%	0	0.00%	0	0.00%	23	79.31%
Cast Votes:	29	26.36%	0	0.00%	0	0.00%	29	26.36%
Over Votes:	3	2.73%	0	0.00%	0	0.00%	3	2.73%
Under Votes:	78	70.91%	0	0.00%	0	0.00%	78	70.91%

Precincts			Voters		
Counted	Total	Percent	Ballots	Registered	Percent
0	55	0.00%	110	50,082	0.22%

2015 Coordinated Election LAT

Cumulative Report — Official

Boulder County, Colorado — 2015 Boulder County Coordinated Election — November 03, 2015

Total Number of Voters : 842 of 191,197 = 0.44%

Precincts Reporting 0 of 334 = 0.00%

Party	Candidate	Absentee	Early	Election	Total
-------	-----------	----------	-------	----------	-------

TOWN OF JAMESTOWN BALLOT ISSUE 2E, Vote For 1

YES	1	33.33%	0	0.00%	0	0.00%	1	33.33%
NO	2	66.67%	0	0.00%	0	0.00%	2	66.67%
Cast Votes:	3	16.67%	0	0.00%	0	0.00%	3	16.67%
Over Votes:	1	5.56%	0	0.00%	0	0.00%	1	5.56%
Under Votes:	14	77.78%	0	0.00%	0	0.00%	14	77.78%

Precincts			Voters		
Counted	Total	Percent	Ballots	Registered	Percent
0	1	0.00%	18	189	9.52%

TOWN OF JAMESTOWN BALLOT ISSUE 2F, Vote For 1

YES	1	33.33%	0	0.00%	0	0.00%	1	33.33%
NO	2	66.67%	0	0.00%	0	0.00%	2	66.67%
Cast Votes:	3	16.67%	0	0.00%	0	0.00%	3	16.67%
Over Votes:	1	5.56%	0	0.00%	0	0.00%	1	5.56%
Under Votes:	14	77.78%	0	0.00%	0	0.00%	14	77.78%

Precincts			Voters		
Counted	Total	Percent	Ballots	Registered	Percent
0	1	0.00%	18	189	9.52%

TOWN OF LYONS BALLOT ISSUE 2A, Vote For 1

YES	8	61.54%	0	0.00%	0	0.00%	8	61.54%
NO	5	38.46%	0	0.00%	0	0.00%	5	38.46%
Cast Votes:	13	86.67%	0	0.00%	0	0.00%	13	86.67%
Over Votes:	1	6.67%	0	0.00%	0	0.00%	1	6.67%
Under Votes:	1	6.67%	0	0.00%	0	0.00%	1	6.67%

Precincts			Voters		
Counted	Total	Percent	Ballots	Registered	Percent
0	2	0.00%	15	1,527	0.98%

2015 Coordinated Election LAT

Cumulative Report — Official

Boulder County, Colorado — 2015 Boulder County Coordinated Election — November 03, 2015

Total Number of Voters : 842 of 191,197 = 0.44%

Precincts Reporting 0 of 334 = 0.00%

Party	Candidate	Absentee	Early	Election	Total
-------	-----------	----------	-------	----------	-------

TOWN OF LYONS BALLOT ISSUE 2B, Vote For 1

YES	6	46.15%	0	0.00%	0	0.00%	6	46.15%
NO	7	53.85%	0	0.00%	0	0.00%	7	53.85%
Cast Votes:	13	86.67%	0	0.00%	0	0.00%	13	86.67%
Over Votes:	1	6.67%	0	0.00%	0	0.00%	1	6.67%
Under Votes:	1	6.67%	0	0.00%	0	0.00%	1	6.67%

Precincts			Voters		
Counted	Total	Percent	Ballots	Registered	Percent
0	2	0.00%	15	1,527	0.98%

TOWN OF NEDERLAND BALLOT ISSUE 2C, Vote For 1

YES	9	75.00%	0	0.00%	0	0.00%	9	75.00%
NO	3	25.00%	0	0.00%	0	0.00%	3	25.00%
Cast Votes:	12	66.67%	0	0.00%	0	0.00%	12	66.67%
Over Votes:	1	5.56%	0	0.00%	0	0.00%	1	5.56%
Under Votes:	5	27.78%	0	0.00%	0	0.00%	5	27.78%

Precincts			Voters		
Counted	Total	Percent	Ballots	Registered	Percent
0	2	0.00%	18	1,044	1.72%

Boulder Valley School District RE-2 Ballot Question 3A, Vote For 1

Yes	57	49.14%	0	0.00%	0	0.00%	57	49.14%
No	59	50.86%	0	0.00%	0	0.00%	59	50.86%
Cast Votes:	116	22.22%	0	0.00%	0	0.00%	116	22.22%
Over Votes:	11	2.11%	0	0.00%	0	0.00%	11	2.11%
Under Votes:	395	75.67%	0	0.00%	0	0.00%	395	75.67%

Precincts			Voters		
Counted	Total	Percent	Ballots	Registered	Percent
0	218	0.00%	522	124,126	0.42%

2015 Coordinated Election LAT

Cumulative Report — Official

Boulder County, Colorado — 2015 Boulder County Coordinated Election — November 03, 2015

Page 13 of 14

10/07/2015 02:18 PM

Total Number of Voters : 842 of 191,197 = 0.44%

Precincts Reporting 0 of 334 = 0.00%

Party	Candidate	Absentee	Early	Election	Total
-------	-----------	----------	-------	----------	-------

BOULDER RURAL FIRE PROTECTION DISTRICT BALLOT ISSUE 5B, Vote For 1

YES	31	63.27%	0	0.00%	0	0.00%	31	63.27%
NO	18	36.73%	0	0.00%	0	0.00%	18	36.73%
Cast Votes:	49	34.51%	0	0.00%	0	0.00%	49	34.51%
Over Votes:	8	5.63%	0	0.00%	0	0.00%	8	5.63%
Under Votes:	85	59.86%	0	0.00%	0	0.00%	85	59.86%

Precincts			Voters		
Counted	Total	Percent	Ballots	Registered	Percent
0	37	0.00%	142	9,816	1.45%

Knollwood Water District Ballot Question 5A, Vote For 1

Yes	15	60.00%	0	0.00%	0	0.00%	15	60.00%
No	10	40.00%	0	0.00%	0	0.00%	10	40.00%
Cast Votes:	25	65.79%	0	0.00%	0	0.00%	25	65.79%
Over Votes:	5	13.16%	0	0.00%	0	0.00%	5	13.16%
Under Votes:	8	21.05%	0	0.00%	0	0.00%	8	21.05%

Precincts			Voters		
Counted	Total	Percent	Ballots	Registered	Percent
0	6	0.00%	38	110	34.55%

ESTES VALLEY RECREATION AND PARK DISTRICT BALLOT ISSUE 4C, Vote For 1

YES/FOR	11	44.00%	0	0.00%	0	0.00%	11	44.00%
NO/AGAINST	14	56.00%	0	0.00%	0	0.00%	14	56.00%
Cast Votes:	25	71.43%	0	0.00%	0	0.00%	25	71.43%
Over Votes:	5	14.29%	0	0.00%	0	0.00%	5	14.29%
Under Votes:	5	14.29%	0	0.00%	0	0.00%	5	14.29%

Precincts			Voters		
Counted	Total	Percent	Ballots	Registered	Percent
0	5	0.00%	35	76	46.05%

2015 Coordinated Election LAT

Cumulative Report — Official

Boulder County, Colorado — 2015 Boulder County Coordinated Election — November 03, 2015

Total Number of Voters : 842 of 191,197 = 0.44%

Precincts Reporting 0 of 334 = 0.00%

Party	Candidate	Absentee	Early	Election	Total
-------	-----------	----------	-------	----------	-------

ESTES VALLEY RECREATION AND PARK DISTRICT BALLOT ISSUE 4D, Vote For 1

YES/FOR	12	48.00%	0	0.00%	0	0.00%	12	48.00%
NO/AGAINST	13	52.00%	0	0.00%	0	0.00%	13	52.00%

Cast Votes:	25	71.43%	0	0.00%	0	0.00%	25	71.43%
--------------------	----	--------	---	-------	---	-------	----	--------

Over Votes:	5	14.29%	0	0.00%	0	0.00%	5	14.29%
--------------------	---	--------	---	-------	---	-------	---	--------

Under Votes:	5	14.29%	0	0.00%	0	0.00%	5	14.29%
---------------------	---	--------	---	-------	---	-------	---	--------

Precincts			Voters		
Counted	Total	Percent	Ballots	Registered	Percent
0	5	0.00%	35	76	46.05%

Alisa D. Lewis adl
Valeria L. Skitt rls

Paper

Total

Contests and Options	MVW	Machine	Difference
	Total	Total	
City of Boulder Council (Vote for 5)			
Jared Kaszuba	8	8	0
Lisa Morzel	10	10	0
Leonard May	14	14	0
Logan Wolff	16	16	0
Edward Jabari	21	21	0
Cha Cha Spinrad	21	21	0
Bob Yates	26	26	0
Aaron Brockett	28	28	0
Julianne McCabe	32	32	0
Bill Rigler	34	34	0
Tim Plass	36	36	0
Cindy Carlisle	38	38	0
Suzanne Jones	43	43	0
Michael Kruteck	48	48	0
Comrade Keith Percy	51	51	0
Jyotsna Raj	54	54	0
Jan Burton	57	57	0
Don Cote	60	60	0
Overvote	4	4	0
Undervotes	703	703	0
City of Lafayette Council (Vote for 4)			
Christine Berg	10	10	0
Cliff Willmeng	7	7	0
Alexandra Lynch	9	9	0
Frank Phillips	10	10	0
Brad Wiesley	12	12	0
Stephanie Walton	9	9	0
Cliff Smedley	11	11	0
Overvote	1	1	0
Undervotes	64	64	0
City of Longmont Mayor			
Sarah Levison	8	8	0
Ron Gallegos	11	11	0
Dennis L. Coombs	19	19	0
Overvote	3	3	0
Undervote	69	69	0
City of Longmont Council At-Large			
Joan Peck	13	13	0
Scott Dunn	16	16	0
Overvote	3	3	0
Undervote	78	78	0

add
VERS

Contests and Options	MVW Total	Machine Total	Difference
City of Longmont Council Ward 1			
Brian J. Bagley	6	6	0
Overvote	0	0	0
Undervote	32	32	0
City of Longmont Council Ward 3			
Bonnie Finley	4	4	0
Paul Rennix	5	5	0
Overvote	1	1	0
Undervote	30	30	0
City of Louisville Mayor			
Bob Muckle	20	20	0
Overvote	0	0	0
Undervote	24	24	0
City of Louisville City Council Ward I			
Jay Keany	5	5	0
Overvote	0	0	0
Undervote	7	7	0
City of Louisville City Council Ward II			
Susan Loo	8	8	0
Overvote	0	0	0
Undervote	10	10	0
City of Louisville City Council Ward III			
Todd Stevenson	4	4	0
Dennis Maloney	4	4	0
Angie Layton	4	4	0
Overvote	1	1	0
Undervote	1	1	0
Boulder Valley RE-2 Director District A			
Denny McCloskey	61	61	0
Shelly Benford	54	54	0
Overvote	11	11	0
Undervote	396	396	0
Boulder Valley RE-2 Director District C			
Chris Barge	48	48	0
Susan D. Femmer	46	46	0
Kathy Gebhardt	56	56	0
Overvote	11	11	0
Undervote	361	361	0
Boulder Valley RE-2 Director District D			
Sam Fuqua	90	90	0
Overvote	0	0	0
Undervote	432	432	0

Contests and Options	MVW Total	Machine Total	Difference
Boulder Valley RE-2 Director District G			
Richard L. Garcia	92	92	0
Overvote	0	0	0
Undervote	430	430	0
Thompson R2-J Bd of Education Dir Dist A			
Jeff Swanty	1	1	0
Aimie Randall	2	2	0
Overvote	1	1	0
Undervote	1	1	0
Thompson R2-J Bd of Education Dir Dist C			
Denise Montagu	1	1	0
Vance Hansen	2	2	0
Overvote	1	1	0
Undervote	1	1	0
Thompson R2-J Bd of Education Dir Dist D			
Pam Howard	1	1	0
Tomi Grundvig	2	2	0
Overvote	1	1	0
Undervote	1	1	0
Thompson R2-J Bd of Education Dir Dist G			
David Levy	1	1	0
Bruce Finger	2	2	0
Overvote	1	1	0
Undervote	1	1	0
Proposition BB (STATUTORY)			
YES/FOR	84	84	0
NO/AGAINST	104	104	0
Overvote	20	20	0
Undervote	599	599	0
CITY OF BOULDER BALLOT ISSUE 2N			
FOR THE MEASURE	13	13	0
AGAINST THE MEASURE	13	13	0
Overvote	3	3	0
Undervote	235	235	0
City of Boulder Ballot Question 2O			
FOR THE MEASURE	12	12	0
AGAINST THE MEASURE	15	15	0
Overvote	3	3	0
Undervote	234	234	0
City of Boulder Ballot Question 2P			
FOR THE MEASURE	14	14	0
AGAINST THE MEASURE	13	13	0
Overvote	3	3	0
Undervote	234	234	0

adp
YRS

Contests and Options	MVW Total	Machine Total	Difference
City of Boulder Ballot Question 2Q			
FOR THE MEASURE	14	14	0
AGAINST THE MEASURE	13	13	0
Overvote	3	3	0
Undervote	234	234	0
City of Boulder Ballot Question 2R			
FOR THE MEASURE	13	13	0
AGAINST THE MEASURE	14	14	0
Overvote	3	3	0
Undervote	234	234	0
City of Boulder Ballot Question No. 300			
FOR THE MEASURE	11	11	0
AGAINST THE MEASURE	14	14	0
Overvote	4	4	0
Undervote	235	235	0
City of Boulder Ballot Question No. 301			
FOR THE MEASURE	12	12	0
AGAINST THE MEASURE	14	14	0
Overvote	3	3	0
Undervote	235	235	0
City of Lafayette Ballot Question No. 2J			
YES	7	7	0
NO	9	9	0
Overvote	1	1	0
Undervote	17	17	0
City of Lafayette Ballot Question No. 2K			
YES	5	5	0
NO	11	11	0
Overvote	1	1	0
Undervote	17	17	0
City of Longmont Ballot Question 2D			
YES	6	6	0
NO	23	23	0
Overvote	3	3	0
Undervote	78	78	0
TOWN OF JAMESTOWN BALLOT ISSUE 2E			
YES	1	1	0
NO	2	2	0
Overvote	1	1	0
Undervote	14	14	0
TOWN OF JAMESTOWN BALLOT ISSUE 2F			
YES	1	1	0
NO	2	2	0
Overvote	1	1	0
Undervote	14	14	0

add
RS

Contests and Options	MVW Total	Machine Total	Difference
TOWN OF LYONS BALLOT ISSUE 2A			
YES	8	8	0
NO	5	5	0
Overvote	1	1	0
Undervote	1	1	0
TOWN OF LYONS BALLOT ISSUE 2B			
YES	6	6	0
NO	7	7	0
Overvote	1	1	0
Undervote	1	1	0
TOWN OF NEDERLAND BALLOT ISSUE 2C			
YES	9	9	0
NO	3	3	0
Overvote	1	1	0
Undervote	5	5	0
Boulder Valley School Dist Question 3A			
YES	57	57	0
NO	59	59	0
Overvote	11	11	0
Undervote	395	395	0
BOULDER RURAL FPD BALLOT ISSUE 5B			
YES	31	31	0
NO	18	18	0
Overvote	8	8	0
Undervote	85	85	0
Knollwood Water District Question 5A			
YES	15	15	0
NO	10	10	0
Overvote	5	5	0
Undervote	8	8	0
ESTES VALLEY REC AND PARK DIST ISSUE 4C			
YES/FOR	11	11	0
NO/AGAINST	14	14	0
Overvote	5	5	0
Undervote	5	5	0
ESTES VALLEY REC AND PARK DIST ISSUE 4D			
YES/FOR	12	12	0
NO/AGAINST	13	13	0
Overvote	5	5	0
Undervote	5	5	0

Results

2015 Coordinated Election LAT

Cumulative Results - eSlate

Cumulative Report — Unofficial

Boulder County, Colorado — 2015 Boulder County Coordinated Election — November 03, 2015

Total Number of Voters : 75 of 191,197 = 0.04%

Precincts Reporting 0 of 334 = 0.00%

Party	Candidate	Absentee	Early	Election	Total
-------	-----------	----------	-------	----------	-------

City of Boulder Council Candidates, Vote For 5

Jared Kaszuba	4	4.49%	0	0.00%	0	0.00%	4	4.49%
Lisa Morzel	5	5.62%	0	0.00%	0	0.00%	5	5.62%
Leonard May	5	5.62%	0	0.00%	0	0.00%	5	5.62%
Logan Wolff	5	5.62%	0	0.00%	0	0.00%	5	5.62%
Edward Jabari	6	6.74%	0	0.00%	0	0.00%	6	6.74%
Cha Cha Spinrad	4	4.49%	0	0.00%	0	0.00%	4	4.49%
Bob Yates	4	4.49%	0	0.00%	0	0.00%	4	4.49%
Aaron Brockett	4	4.49%	0	0.00%	0	0.00%	4	4.49%
Julianne McCabe	4	4.49%	0	0.00%	0	0.00%	4	4.49%
Bill Rigler	4	4.49%	0	0.00%	0	0.00%	4	4.49%
Tim Plass	3	3.37%	0	0.00%	0	0.00%	3	3.37%
Cindy Carlisle	3	3.37%	0	0.00%	0	0.00%	3	3.37%
Suzanne Jones	5	5.62%	0	0.00%	0	0.00%	5	5.62%
Michael Kruteck	7	7.87%	0	0.00%	0	0.00%	7	7.87%
Comrade Keith Percy	7	7.87%	0	0.00%	0	0.00%	7	7.87%
Jyotsna Raj	7	7.87%	0	0.00%	0	0.00%	7	7.87%
Jan Burton	6	6.74%	0	0.00%	0	0.00%	6	6.74%
Don Cote	6	6.74%	0	0.00%	0	0.00%	6	6.74%

Cast Votes:	89	93.68%	0	0.00%	0	0.00%	89	93.68%
Over Votes:	0	0.00%	0	0.00%	0	0.00%	0	0.00%
Under Votes:	6	6.32%	0	0.00%	0	0.00%	6	6.32%

Precincts			Voters		
Counted	Total	Percent	Ballots	Registered	Percent
0	90	0.00%	19	61,881	0.03%

Valeria L. Skitt v&s 10/9/2015

Alisa D. Lewis add 10/9/2015

2015 Coordinated Election LAT

Cumulative Report — Unofficial

Boulder County, Colorado — 2015 Boulder County Coordinated Election — November 03, 2015

Total Number of Voters : 75 of 191,197 = 0.04%

Precincts Reporting 0 of 334 = 0.00%

Party	Candidate	Absentee	Early	Election	Total
-------	-----------	----------	-------	----------	-------

City of Lafayette Council Candidates, Vote For 4

Christine Berg	3	30.00%	0	0.00%	0	0.00%	3	30.00%
Cliff Willmeng	2	20.00%	0	0.00%	0	0.00%	2	20.00%
Alexandra Lynch	2	20.00%	0	0.00%	0	0.00%	2	20.00%
Frank Phillips	1	10.00%	0	0.00%	0	0.00%	1	10.00%
Brad Wiesley	1	10.00%	0	0.00%	0	0.00%	1	10.00%
Stephanie Walton	0	0.00%	0	0.00%	0	0.00%	0	0.00%
Cliff Smedley	1	10.00%	0	0.00%	0	0.00%	1	10.00%

Cast Votes:	10	62.50%	0	0.00%	0	0.00%	10	62.50%
Over Votes:	0	0.00%	0	0.00%	0	0.00%	0	0.00%
Under Votes:	6	37.50%	0	0.00%	0	0.00%	6	37.50%

Precincts			Voters		
Counted	Total	Percent	Ballots	Registered	Percent
0	17	0.00%	4	16,614	0.02%

City of Longmont Mayor, Vote For 1

Sarah Levison	5	25.00%	0	0.00%	0	0.00%	5	25.00%
Ron Gallegos	5	25.00%	0	0.00%	0	0.00%	5	25.00%
Dennis L. Coombs	10	50.00%	0	0.00%	0	0.00%	10	50.00%

Cast Votes:	20	100.00%	0	0.00%	0	0.00%	20	100.00%
Over Votes:	0	0.00%	0	0.00%	0	0.00%	0	0.00%
Under Votes:	0	0.00%	0	0.00%	0	0.00%	0	0.00%

Precincts			Voters		
Counted	Total	Percent	Ballots	Registered	Percent
0	55	0.00%	20	50,082	0.04%

City of Longmont Council At-Large, Vote For 1

Joan Peck	10	50.00%	0	0.00%	0	0.00%	10	50.00%
Scott Dunn	10	50.00%	0	0.00%	0	0.00%	10	50.00%

Cast Votes:	20	100.00%	0	0.00%	0	0.00%	20	100.00%
Over Votes:	0	0.00%	0	0.00%	0	0.00%	0	0.00%
Under Votes:	0	0.00%	0	0.00%	0	0.00%	0	0.00%

Precincts			Voters		
Counted	Total	Percent	Ballots	Registered	Percent
0	55	0.00%	20	50,082	0.04%

2015 Coordinated Election LAT

Cumulative Report — Unofficial

Boulder County, Colorado — 2015 Boulder County Coordinated Election — November 03, 2015

Total Number of Voters : 75 of 191,197 = 0.04%

Precincts Reporting 0 of 334 = 0.00%

Party	Candidate	Absentee	Early	Election	Total
-------	-----------	----------	-------	----------	-------

City of Longmont Council Ward 1, Vote For 1

Brian J. Bagley 5 100.00%

Cast Votes:	5	83.33%	0	0.00%	0	0.00%	5	100.00%
Over Votes:	0	0.00%	0	0.00%	0	0.00%	0	0.00%
Under Votes:	1	16.67%	0	0.00%	0	0.00%	1	16.67%

Precincts			Voters		
Counted	Total	Percent	Ballots	Registered	Percent
0	19	0.00%	6	17,054	0.04%

City of Longmont Council Ward 3, Vote For 1

Bonnie Finley 3 50.00%

Paul Rennix 3 50.00%

Cast Votes:	6	85.71%	0	0.00%	0	0.00%	6	85.71%
Over Votes:	0	0.00%	0	0.00%	0	0.00%	0	0.00%
Under Votes:	1	14.29%	0	0.00%	0	0.00%	1	14.29%

Precincts			Voters		
Counted	Total	Percent	Ballots	Registered	Percent
0	20	0.00%	7	16,322	0.04%

City of Louisville Mayor, Vote For 1

Bob Muckle 7 100.00%

Cast Votes:	7	100.00%	0	0.00%	0	0.00%	7	100.00%
Over Votes:	0	0.00%	0	0.00%	0	0.00%	0	0.00%
Under Votes:	0	0.00%	0	0.00%	0	0.00%	0	0.00%

Precincts			Voters		
Counted	Total	Percent	Ballots	Registered	Percent
0	22	0.00%	7	13,720	0.05%

City of Louisville City Council Ward I, Vote For 1

Jay Keany 1 100.00%

Cast Votes:	1	100.00%	0	0.00%	0	0.00%	1	100.00%
Over Votes:	0	0.00%	0	0.00%	0	0.00%	0	0.00%
Under Votes:	0	0.00%	0	0.00%	0	0.00%	0	0.00%

Precincts			Voters		
Counted	Total	Percent	Ballots	Registered	Percent
0	6	0.00%	1	5,251	0.02%

2015 Coordinated Election LAT

Cumulative Report — Unofficial

Boulder County, Colorado — 2015 Boulder County Coordinated Election — November 03, 2015

Total Number of Voters : 75 of 191,197 = 0.04%

Precincts Reporting 0 of 334 = 0.00%

Party	Candidate	Absentee	Early	Election	Total
-------	-----------	----------	-------	----------	-------

City of Louisville City Council Ward II, Vote For 1

Susan Loo	3	100.00%	0	0.00%	0	0.00%	3	100.00%
-----------	---	---------	---	-------	---	-------	---	---------

Cast Votes:	3	100.00%	0	0.00%	0	0.00%	3	100.00%
Over Votes:	0	0.00%	0	0.00%	0	0.00%	0	0.00%
Under Votes:	0	0.00%	0	0.00%	0	0.00%	0	0.00%

Precincts			Voters		
Counted	Total	Percent	Ballots	Registered	Percent
0	9	0.00%	3	4,367	0.07%

City of Louisville City Council Ward III, Vote For 1

Todd Stevenson	2	66.67%	0	0.00%	0	0.00%	2	66.67%
Dennis Maloney	1	33.33%	0	0.00%	0	0.00%	1	33.33%
Angie Layton	0	0.00%	0	0.00%	0	0.00%	0	0.00%

Cast Votes:	3	100.00%	0	0.00%	0	0.00%	3	100.00%
Over Votes:	0	0.00%	0	0.00%	0	0.00%	0	0.00%
Under Votes:	0	0.00%	0	0.00%	0	0.00%	0	0.00%

Precincts			Voters		
Counted	Total	Percent	Ballots	Registered	Percent
0	7	0.00%	3	4,102	0.07%

Boulder Valley RE-2 Director District A, Vote For 1

Denny McCloskey	22	52.38%	0	0.00%	0	0.00%	22	52.38%
Shelly Benford	20	47.62%	0	0.00%	0	0.00%	20	47.62%

Cast Votes:	42	93.33%	0	0.00%	0	0.00%	42	93.33%
Over Votes:	0	0.00%	0	0.00%	0	0.00%	0	0.00%
Under Votes:	3	6.67%	0	0.00%	0	0.00%	3	6.67%

Precincts			Voters		
Counted	Total	Percent	Ballots	Registered	Percent
0	218	0.00%	45	124,126	0.04%

2015 Coordinated Election LAT

Cumulative Report — Unofficial

Boulder County, Colorado — 2015 Boulder County Coordinated Election — November 03, 2015

Total Number of Voters : 75 of 191,197 = 0.04%

Precincts Reporting 0 of 334 = 0.00%

Party	Candidate	Absentee	Early	Election	Total
-------	-----------	----------	-------	----------	-------

Boulder Valley RE-2 Director District C, Vote For 1

Chris Barge	20	45.45%	0	0.00%	0	0.00%	20	45.45%
Susan D. Femmer	16	36.36%	0	0.00%	0	0.00%	16	36.36%
Kathy Gebhardt	8	18.18%	0	0.00%	0	0.00%	8	18.18%

Cast Votes:	44	97.78%	0	0.00%	0	0.00%	44	97.78%
Over Votes:	0	0.00%	0	0.00%	0	0.00%	0	0.00%
Under Votes:	1	2.22%	0	0.00%	0	0.00%	1	2.22%

Precincts			Voters		
Counted	Total	Percent	Ballots	Registered	Percent
0	218	0.00%	45	124,126	0.04%

Boulder Valley RE-2 Director District D, Vote For 1

Sam Fuqua	37	100.00%	0	0.00%	0	0.00%	37	100.00%
-----------	----	---------	---	-------	---	-------	----	---------

Cast Votes:	37	82.22%	0	0.00%	0	0.00%	37	82.22%
Over Votes:	0	0.00%	0	0.00%	0	0.00%	0	0.00%
Under Votes:	8	17.78%	0	0.00%	0	0.00%	8	17.78%

Precincts			Voters		
Counted	Total	Percent	Ballots	Registered	Percent
0	218	0.00%	45	124,126	0.04%

Boulder Valley RE-2 Director District G, Vote For 1

Richard L. Garcia	38	100.00%	0	0.00%	0	0.00%	38	100.00%
-------------------	----	---------	---	-------	---	-------	----	---------

Cast Votes:	38	84.44%	0	0.00%	0	0.00%	38	84.44%
Over Votes:	0	0.00%	0	0.00%	0	0.00%	0	0.00%
Under Votes:	7	15.56%	0	0.00%	0	0.00%	7	15.56%

Precincts			Voters		
Counted	Total	Percent	Ballots	Registered	Percent
0	218	0.00%	45	124,126	0.04%

2015 Coordinated Election LAT

Cumulative Report — Unofficial

Boulder County, Colorado — 2015 Boulder County Coordinated Election — November 03, 2015

Total Number of Voters : 75 of 191,197 = 0.04%

Precincts Reporting 0 of 334 = 0.00%

Party	Candidate	Absentee	Early	Election	Total
-------	-----------	----------	-------	----------	-------

Thompson R2-J Bd of Education Dir Dist A, Vote For 1

Jeff Swanty	0	0.00%	0	0.00%	0	0.00%	0	0.00%
Aimie Randall	1	100.00%	0	0.00%	0	0.00%	1	100.00%

Cast Votes: 1 100.00% 0 0.00% 0 0.00% 1 100.00%

Over Votes: 0 0.00% 0 0.00% 0 0.00% 0 0.00%

Under Votes: 0 0.00% 0 0.00% 0 0.00% 0 0.00%

Precincts			Voters		
Counted	Total	Percent	Ballots	Registered	Percent
0	2	0.00%	1	152	0.66%

Thompson R2-J Bd of Education Dir Dist C, Vote For 1

Denise Montagu	0	0.00%	0	0.00%	0	0.00%	0	0.00%
Vance Hansen	1	100.00%	0	0.00%	0	0.00%	1	100.00%

Cast Votes: 1 100.00% 0 0.00% 0 0.00% 1 100.00%

Over Votes: 0 0.00% 0 0.00% 0 0.00% 0 0.00%

Under Votes: 0 0.00% 0 0.00% 0 0.00% 0 0.00%

Precincts			Voters		
Counted	Total	Percent	Ballots	Registered	Percent
0	2	0.00%	1	152	0.66%

Thompson R2-J Bd of Education Dir Dist D, Vote For 1

Pam Howard	0	0.00%	0	0.00%	0	0.00%	0	0.00%
Tomi Grundvig	1	100.00%	0	0.00%	0	0.00%	1	100.00%

Cast Votes: 1 100.00% 0 0.00% 0 0.00% 1 100.00%

Over Votes: 0 0.00% 0 0.00% 0 0.00% 0 0.00%

Under Votes: 0 0.00% 0 0.00% 0 0.00% 0 0.00%

Precincts			Voters		
Counted	Total	Percent	Ballots	Registered	Percent
0	2	0.00%	1	152	0.66%

2015 Coordinated Election LAT

Cumulative Report — Unofficial

Boulder County, Colorado — 2015 Boulder County Coordinated Election — November 03, 2015

Total Number of Voters : 75 of 191,197 = 0.04%

Precincts Reporting 0 of 334 = 0.00%

Party	Candidate	Absentee	Early	Election	Total
-------	-----------	----------	-------	----------	-------

Thompson R2-J Bd of Education Dir Dist G, Vote For 1

David Levy	0	0.00%	0	0.00%	0	0.00%	0	0.00%
Bruce Finger	1	100.00%	0	0.00%	0	0.00%	1	100.00%

Cast Votes:	1	100.00%	0	0.00%	0	0.00%	1	100.00%
Over Votes:	0	0.00%	0	0.00%	0	0.00%	0	0.00%
Under Votes:	0	0.00%	0	0.00%	0	0.00%	0	0.00%

Precincts			Voters		
Counted	Total	Percent	Ballots	Registered	Percent
0	2	0.00%	1	152	0.66%

Proposition BB (STATUTORY), Vote For 1

YES/FOR	38	52.05%	0	0.00%	0	0.00%	38	52.05%
NO/AGAINST	35	47.95%	0	0.00%	0	0.00%	35	47.95%

Cast Votes:	73	97.33%	0	0.00%	0	0.00%	73	97.33%
Over Votes:	0	0.00%	0	0.00%	0	0.00%	0	0.00%
Under Votes:	2	2.67%	0	0.00%	0	0.00%	2	2.67%

Precincts			Voters		
Counted	Total	Percent	Ballots	Registered	Percent
0	327	0.00%	75	191,197	0.04%

CITY OF BOULDER BALLOT ISSUE 2N, Vote For 1

FOR THE MEASURE	10	58.82%	0	0.00%	0	0.00%	10	58.82%
AGAINST THE MEASURE	7	41.18%	0	0.00%	0	0.00%	7	41.18%

Cast Votes:	17	89.47%	0	0.00%	0	0.00%	17	89.47%
Over Votes:	0	0.00%	0	0.00%	0	0.00%	0	0.00%
Under Votes:	2	10.53%	0	0.00%	0	0.00%	2	10.53%

Precincts			Voters		
Counted	Total	Percent	Ballots	Registered	Percent
0	90	0.00%	19	61,881	0.03%

2015 Coordinated Election LAT

Cumulative Report — Unofficial

Boulder County, Colorado — 2015 Boulder County Coordinated Election — November 03, 2015

Total Number of Voters : 75 of 191,197 = 0.04%

Precincts Reporting 0 of 334 = 0.00%

Party	Candidate	Absentee	Early	Election	Total
-------	-----------	----------	-------	----------	-------

City of Boulder Ballot Question 2O, Vote For 1

For the Measure	9	50.00%	0	0.00%	0	0.00%	9	50.00%
Against the Measure	9	50.00%	0	0.00%	0	0.00%	9	50.00%
Cast Votes:	18	94.74%	0	0.00%	0	0.00%	18	94.74%
Over Votes:	0	0.00%	0	0.00%	0	0.00%	0	0.00%
Under Votes:	1	5.26%	0	0.00%	0	0.00%	1	5.26%

Precincts			Voters		
Counted	Total	Percent	Ballots	Registered	Percent
0	90	0.00%	19	61,881	0.03%

City of Boulder Ballot Question 2P, Vote For 1

For the Measure	11	61.11%	0	0.00%	0	0.00%	11	61.11%
Against the Measure	7	38.89%	0	0.00%	0	0.00%	7	38.89%
Cast Votes:	18	94.74%	0	0.00%	0	0.00%	18	94.74%
Over Votes:	0	0.00%	0	0.00%	0	0.00%	0	0.00%
Under Votes:	1	5.26%	0	0.00%	0	0.00%	1	5.26%

Precincts			Voters		
Counted	Total	Percent	Ballots	Registered	Percent
0	90	0.00%	19	61,881	0.03%

City of Boulder Ballot Question 2Q, Vote For 1

For the Measure	11	61.11%	0	0.00%	0	0.00%	11	61.11%
Against the Measure	7	38.89%	0	0.00%	0	0.00%	7	38.89%
Cast Votes:	18	94.74%	0	0.00%	0	0.00%	18	94.74%
Over Votes:	0	0.00%	0	0.00%	0	0.00%	0	0.00%
Under Votes:	1	5.26%	0	0.00%	0	0.00%	1	5.26%

Precincts			Voters		
Counted	Total	Percent	Ballots	Registered	Percent
0	90	0.00%	19	61,881	0.03%

2015 Coordinated Election LAT

Cumulative Report — Unofficial

Boulder County, Colorado — 2015 Boulder County Coordinated Election — November 03, 2015

Total Number of Voters : 75 of 191,197 = 0.04%

Precincts Reporting 0 of 334 = 0.00%

Party	Candidate	Absentee	Early	Election	Total
-------	-----------	----------	-------	----------	-------

City of Boulder Ballot Question 2R, Vote For 1

For the Measure	10	55.56%	0	0.00%	0	0.00%	10	55.56%
Against the Measure	8	44.44%	0	0.00%	0	0.00%	8	44.44%
Cast Votes:	18	94.74%	0	0.00%	0	0.00%	18	94.74%
Over Votes:	0	0.00%	0	0.00%	0	0.00%	0	0.00%
Under Votes:	1	5.26%	0	0.00%	0	0.00%	1	5.26%

Precincts			Voters		
Counted	Total	Percent	Ballots	Registered	Percent
0	90	0.00%	19	61,881	0.03%

City of Boulder Ballot Question No. 300, Vote For 1

For the Measure	8	50.00%	0	0.00%	0	0.00%	8	50.00%
Against the Measure	8	50.00%	0	0.00%	0	0.00%	8	50.00%
Cast Votes:	16	84.21%	0	0.00%	0	0.00%	16	84.21%
Over Votes:	0	0.00%	0	0.00%	0	0.00%	0	0.00%
Under Votes:	3	15.79%	0	0.00%	0	0.00%	3	15.79%

Precincts			Voters		
Counted	Total	Percent	Ballots	Registered	Percent
0	90	0.00%	19	61,881	0.03%

City of Boulder Ballot Question No. 301, Vote For 1

For the Measure	9	52.94%	0	0.00%	0	0.00%	9	52.94%
Against the Measure	8	47.06%	0	0.00%	0	0.00%	8	47.06%
Cast Votes:	17	89.47%	0	0.00%	0	0.00%	17	89.47%
Over Votes:	0	0.00%	0	0.00%	0	0.00%	0	0.00%
Under Votes:	2	10.53%	0	0.00%	0	0.00%	2	10.53%

Precincts			Voters		
Counted	Total	Percent	Ballots	Registered	Percent
0	90	0.00%	19	61,881	0.03%

2015 Coordinated Election LAT

Cumulative Report — Unofficial

Boulder County, Colorado — 2015 Boulder County Coordinated Election — November 03, 2015

Total Number of Voters : 75 of 191,197 = 0.04%

Precincts Reporting 0 of 334 = 0.00%

Party	Candidate	Absentee	Early	Election	Total
-------	-----------	----------	-------	----------	-------

City of Lafayette Ballot Question No. 2J, Vote For 1

Yes	1	25.00%	0	0.00%	0	0.00%	1	25.00%
No	3	75.00%	0	0.00%	0	0.00%	3	75.00%
Cast Votes:	4	100.00%	0	0.00%	0	0.00%	4	100.00%
Over Votes:	0	0.00%	0	0.00%	0	0.00%	0	0.00%
Under Votes:	0	0.00%	0	0.00%	0	0.00%	0	0.00%

Precincts			Voters		
Counted	Total	Percent	Ballots	Registered	Percent
0	17	0.00%	4	16,614	0.02%

City of Lafayette Ballot Question No. 2K, Vote For 1

Yes	1	25.00%	0	0.00%	0	0.00%	1	25.00%
No	3	75.00%	0	0.00%	0	0.00%	3	75.00%
Cast Votes:	4	100.00%	0	0.00%	0	0.00%	4	100.00%
Over Votes:	0	0.00%	0	0.00%	0	0.00%	0	0.00%
Under Votes:	0	0.00%	0	0.00%	0	0.00%	0	0.00%

Precincts			Voters		
Counted	Total	Percent	Ballots	Registered	Percent
0	17	0.00%	4	16,614	0.02%

City of Longmont Ballot Question 2D, Vote For 1

Yes	3	15.00%	0	0.00%	0	0.00%	3	15.00%
No	17	85.00%	0	0.00%	0	0.00%	17	85.00%
Cast Votes:	20	100.00%	0	0.00%	0	0.00%	20	100.00%
Over Votes:	0	0.00%	0	0.00%	0	0.00%	0	0.00%
Under Votes:	0	0.00%	0	0.00%	0	0.00%	0	0.00%

Precincts			Voters		
Counted	Total	Percent	Ballots	Registered	Percent
0	55	0.00%	20	50,082	0.04%

2015 Coordinated Election LAT

Cumulative Report — Unofficial

Boulder County, Colorado — 2015 Boulder County Coordinated Election — November 03, 2015

Total Number of Voters : 75 of 191,197 = 0.04%

Precincts Reporting 0 of 334 = 0.00%

Party	Candidate	Absentee	Early	Election	Total
-------	-----------	----------	-------	----------	-------

TOWN OF JAMESTOWN BALLOT ISSUE 2E, Vote For 1

YES	1	100.00%	0	0.00%	0	0.00%	1	100.00%
NO	0	0.00%	0	0.00%	0	0.00%	0	0.00%

Cast Votes:	1	100.00%	0	0.00%	0	0.00%	1	100.00%
Over Votes:	0	0.00%	0	0.00%	0	0.00%	0	0.00%
Under Votes:	0	0.00%	0	0.00%	0	0.00%	0	0.00%

Precincts			Voters		
Counted	Total	Percent	Ballots	Registered	Percent
0	1	0.00%	1	189	0.53%

TOWN OF JAMESTOWN BALLOT ISSUE 2F, Vote For 1

YES	1	100.00%	0	0.00%	0	0.00%	1	100.00%
NO	0	0.00%	0	0.00%	0	0.00%	0	0.00%

Cast Votes:	1	100.00%	0	0.00%	0	0.00%	1	100.00%
Over Votes:	0	0.00%	0	0.00%	0	0.00%	0	0.00%
Under Votes:	0	0.00%	0	0.00%	0	0.00%	0	0.00%

Precincts			Voters		
Counted	Total	Percent	Ballots	Registered	Percent
0	1	0.00%	1	189	0.53%

TOWN OF LYONS BALLOT ISSUE 2A, Vote For 1

YES	2	100.00%	0	0.00%	0	0.00%	2	100.00%
NO	0	0.00%	0	0.00%	0	0.00%	0	0.00%

Cast Votes:	2	100.00%	0	0.00%	0	0.00%	2	100.00%
Over Votes:	0	0.00%	0	0.00%	0	0.00%	0	0.00%
Under Votes:	0	0.00%	0	0.00%	0	0.00%	0	0.00%

Precincts			Voters		
Counted	Total	Percent	Ballots	Registered	Percent
0	2	0.00%	2	1,527	0.13%

2015 Coordinated Election LAT

Cumulative Report — Unofficial

Boulder County, Colorado — 2015 Boulder County Coordinated Election — November 03, 2015

Total Number of Voters : 75 of 191,197 = 0.04%

Precincts Reporting 0 of 334 = 0.00%

Party	Candidate	Absentee	Early	Election	Total
-------	-----------	----------	-------	----------	-------

TOWN OF LYONS BALLOT ISSUE 2B, Vote For 1

YES	2	100.00%	0	0.00%	0	0.00%	2	100.00%
NO	0	0.00%	0	0.00%	0	0.00%	0	0.00%
Cast Votes:	2	100.00%	0	0.00%	0	0.00%	2	100.00%
Over Votes:	0	0.00%	0	0.00%	0	0.00%	0	0.00%
Under Votes:	0	0.00%	0	0.00%	0	0.00%	0	0.00%

Precincts			Voters		
Counted	Total	Percent	Ballots	Registered	Percent
0	2	0.00%	2	1,527	0.13%

TOWN OF NEDERLAND BALLOT ISSUE 2C, Vote For 1

YES	2	100.00%	0	0.00%	0	0.00%	2	100.00%
NO	0	0.00%	0	0.00%	0	0.00%	0	0.00%
Cast Votes:	2	100.00%	0	0.00%	0	0.00%	2	100.00%
Over Votes:	0	0.00%	0	0.00%	0	0.00%	0	0.00%
Under Votes:	0	0.00%	0	0.00%	0	0.00%	0	0.00%

Precincts			Voters		
Counted	Total	Percent	Ballots	Registered	Percent
0	2	0.00%	2	1,044	0.19%

Boulder Valley School Dist Question 3A, Vote For 1

Yes	22	52.38%	0	0.00%	0	0.00%	22	52.38%
No	20	47.62%	0	0.00%	0	0.00%	20	47.62%
Cast Votes:	42	93.33%	0	0.00%	0	0.00%	42	93.33%
Over Votes:	0	0.00%	0	0.00%	0	0.00%	0	0.00%
Under Votes:	3	6.67%	0	0.00%	0	0.00%	3	6.67%

Precincts			Voters		
Counted	Total	Percent	Ballots	Registered	Percent
0	218	0.00%	45	124,126	0.04%

2015 Coordinated Election LAT

Cumulative Report — Unofficial

Boulder County, Colorado — 2015 Boulder County Coordinated Election — November 03, 2015

Page 13 of 14

10/07/2015 02:51 PM

Total Number of Voters : 75 of 191,197 = 0.04%

Precincts Reporting 0 of 334 = 0.00%

Party	Candidate	Absentee	Early	Election	Total
-------	-----------	----------	-------	----------	-------

BOULDER RURAL FPD BALLOT ISSUE 5B, Vote For 1

YES	8	72.73%	0	0.00%	0	0.00%	8	72.73%
NO	3	27.27%	0	0.00%	0	0.00%	3	27.27%

Cast Votes:	11	100.00%	0	0.00%	0	0.00%	11	100.00%
Over Votes:	0	0.00%	0	0.00%	0	0.00%	0	0.00%
Under Votes:	0	0.00%	0	0.00%	0	0.00%	0	0.00%

Precincts			Voters		
Counted	Total	Percent	Ballots	Registered	Percent
0	37	0.00%	11	9,816	0.11%

Knollwood Water District Question 5A, Vote For 1

Yes	2	66.67%	0	0.00%	0	0.00%	2	66.67%
No	1	33.33%	0	0.00%	0	0.00%	1	33.33%

Cast Votes:	3	100.00%	0	0.00%	0	0.00%	3	100.00%
Over Votes:	0	0.00%	0	0.00%	0	0.00%	0	0.00%
Under Votes:	0	0.00%	0	0.00%	0	0.00%	0	0.00%

Precincts			Voters		
Counted	Total	Percent	Ballots	Registered	Percent
0	6	0.00%	3	110	2.73%

ESTES VALLEY REC AND PARK DIST ISSUE 4C, Vote For 1

YES/FOR	1	33.33%	0	0.00%	0	0.00%	1	33.33%
NO/AGAINST	2	66.67%	0	0.00%	0	0.00%	2	66.67%

Cast Votes:	3	100.00%	0	0.00%	0	0.00%	3	100.00%
Over Votes:	0	0.00%	0	0.00%	0	0.00%	0	0.00%
Under Votes:	0	0.00%	0	0.00%	0	0.00%	0	0.00%

Precincts			Voters		
Counted	Total	Percent	Ballots	Registered	Percent
0	5	0.00%	3	76	3.95%

2015 Coordinated Election LAT

Cumulative Report — Unofficial

Boulder County, Colorado — 2015 Boulder County Coordinated Election — November 03, 2015

Page 14 of 14

10/07/2015 02:51 PM

Total Number of Voters : 75 of 191,197 = 0.04%

Precincts Reporting 0 of 334 = 0.00%

Party	Candidate	Absentee	Early	Election	Total
-------	-----------	----------	-------	----------	-------

ESTES VALLEY REC AND PARK DIST ISSUE 4D, Vote For 1

YES/FOR	1	33.33%	0	0.00%	0	0.00%	1	33.33%
NO/AGAINST	2	66.67%	0	0.00%	0	0.00%	2	66.67%

Cast Votes:	3	100.00%	0	0.00%	0	0.00%	3	100.00%
Over Votes:	0	0.00%	0	0.00%	0	0.00%	0	0.00%
Under Votes:	0	0.00%	0	0.00%	0	0.00%	0	0.00%

Precincts			Voters		
Counted	Total	Percent	Ballots	Registered	Percent
0	5	0.00%	3	76	3.95%

2015 Coordinated Election Logic Accuracy Test
 Cumulative Results Comparison

All Electronic Ballots
 October 9, 2015

Alisa D. Lewis adl
Valeria L. Skitt 1885

Electronic (DRE)

Total

Contests and Options	MVW	Machine	Difference
	Total	Total	
City of Boulder Council (Vote for 5)			
Jared Kaszuba	4	4	0
Lisa Morzel	5	5	0
Leonard May	5	5	0
Logan Wolff	5	5	0
Edward Jabari	6	6	0
Cha Cha Spinrad	4	4	0
Bob Yates	4	4	0
Aaron Brockett	4	4	0
Julianne McCabe	4	4	0
Bill Rigler	4	4	0
Tim Plass	3	3	0
Cindy Carlisle	3	3	0
Suzanne Jones	5	5	0
Michael Kruteck	7	7	0
Comrade Keith Percy	7	7	0
Jyotsna Raj	7	7	0
Jan Burton	6	6	0
Don Cote	6	6	0
Overvote	0	0	0
Undervotes	6	6	0
City of Lafayette Council (Vote for 4)			
Christine Berg	3	3	0
Cliff Willmeng	2	2	0
Alexandra Lynch	2	2	0
Frank Phillips	1	1	0
Brad Wiesley	1	1	0
Stephanie Walton	0	0	0
Cliff Smedley	1	1	0
Overvote	0	0	0
Undervotes	6	6	0
City of Longmont Mayor			
Sarah Levison	5	5	0
Ron Gallegos	5	5	0
Dennis L. Coombs	10	10	0
Overvote	0	0	0
Undervote	0	0	0
City of Longmont Council At-Large			
Joan Peck	10	10	0
Scott Dunn	10	10	0
Overvote	0	0	0
Undervote	0	0	0

2015 Coordinated Election Logic Accuracy Test
Cumulative Results Comparison

All Electronic Ballots
October 9, 2015

ade
YRS

Contests and Options	MVW Total	Machine Total	Difference
City of Longmont Council Ward 1			
Brian J. Bagley	5	5	0
Overvote	0	0	0
Undervote	1	1	0
City of Longmont Council Ward 3			
Bonnie Finley	3	3	0
Paul Rennix	3	3	0
Overvote	0	0	0
Undervote	1	1	0
City of Louisville Mayor			
Bob Muckle	7	7	0
Overvote	0	0	0
Undervote	0	0	0
City of Louisville City Council Ward I			
Jay Keany	1	1	0
Overvote	0	0	0
Undervote	0	0	0
City of Louisville City Council Ward II			
Susan Loo	3	3	0
Overvote	0	0	0
Undervote	0	0	0
City of Louisville City Council Ward III			
Todd Stevenson	2	2	0
Dennis Maloney	1	1	0
Angie Layton	0	0	0
Overvote	0	0	0
Undervote	0	0	0
Boulder Valley RE-2 Director District A			
Denny McCloskey	22	22	0
Shelly Benford	20	20	0
Overvote	0	0	0
Undervote	3	3	0
Boulder Valley RE-2 Director District C			
Chris Barge	20	20	0
Susan D. Femmer	16	16	0
Kathy Gebhardt	8	8	0
Overvote	0	0	0
Undervote	1	1	0
Boulder Valley RE-2 Director District D			
Sam Fuqua	37	37	0
Overvote	0	0	0
Undervote	8	8	0

Contests and Options	MVW Total	Machine Total	Difference
Boulder Valley RE-2 Director District G			
Richard L. Garcia	38	38	0
Overvote	0	0	0
Undervote	7	7	0
Thompson R2-J Bd of Education Dir Dist A			
Jeff Swanty	0	0	0
Aimie Randall	1	1	0
Overvote	0	0	0
Undervote	0	0	0
Thompson R2-J Bd of Education Dir Dist C			
Denise Montagu	0	0	0
Vance Hansen	1	1	0
Overvote	0	0	0
Undervote	0	0	0
Thompson R2-J Bd of Education Dir Dist D			
Pam Howard	0	0	0
Tomi Grundvig	1	1	0
Overvote	0	0	0
Undervote	0	0	0
Thompson R2-J Bd of Education Dir Dist G			
David Levy	0	0	0
Bruce Finger	1	1	0
Overvote	0	0	0
Undervote	0	0	0
Proposition BB (STATUTORY)			
YES/FOR	38	38	0
NO/AGAINST	35	35	0
Overvote	0	0	0
Undervote	2	2	0
CITY OF BOULDER BALLOT ISSUE 2N			
FOR THE MEASURE	10	10	0
AGAINST THE MEASURE	7	7	0
Overvote	0	0	0
Undervote	2	2	0
City of Boulder Ballot Question 2O			
FOR THE MEASURE	9	9	0
AGAINST THE MEASURE	9	9	0
Overvote	0	0	0
Undervote	1	1	0
City of Boulder Ballot Question 2P			
FOR THE MEASURE	11	11	0
AGAINST THE MEASURE	7	7	0
Overvote	0	0	0
Undervote	1	1	0

aal
YRS

Contests and Options	MVW Total	Machine Total	Difference
City of Boulder Ballot Question 2Q			
FOR THE MEASURE	11	11	0
AGAINST THE MEASURE	7	7	0
Overvote	0	0	0
Undervote	1	1	0
City of Boulder Ballot Question 2R			
FOR THE MEASURE	10	10	0
AGAINST THE MEASURE	8	8	0
Overvote	0	0	0
Undervote	1	1	0
City of Boulder Ballot Question No. 300			
FOR THE MEASURE	8	8	0
AGAINST THE MEASURE	8	8	0
Overvote	0	0	0
Undervote	3	3	0
City of Boulder Ballot Question No. 301			
FOR THE MEASURE	9	9	0
AGAINST THE MEASURE	8	8	0
Overvote	0	0	0
Undervote	2	2	0
City of Lafayette Ballot Question No. 2J			
YES	1	1	0
NO	3	3	0
Overvote	0	0	0
Undervote	0	0	0
City of Lafayette Ballot Question No. 2K			
YES	1	1	0
NO	3	3	0
Overvote	0	0	0
Undervote	0	0	0
City of Longmont Ballot Question 2D			
YES	3	3	0
NO	17	17	0
Overvote	0	0	0
Undervote	0	0	0
TOWN OF JAMESTOWN BALLOT ISSUE 2E			
YES	1	1	0
NO	0	0	0
Overvote	0	0	0
Undervote	0	0	0
TOWN OF JAMESTOWN BALLOT ISSUE 2F			
YES	1	1	0
NO	0	0	0
Overvote	0	0	0
Undervote	0	0	0

2015 Coordinated Election Logic Accuracy Test
Cumulative Results Comparison

All Electronic Ballots
October 9, 2015

*add
VRS*

Contests and Options	MVW Total	Machine Total	Difference
TOWN OF LYONS BALLOT ISSUE 2A			
YES	2	2	0
NO	0	0	0
Overvote	0	0	0
Undervote	0	0	0
TOWN OF LYONS BALLOT ISSUE 2B			
YES	2	2	0
NO	0	0	0
Overvote	0	0	0
Undervote	0	0	0
TOWN OF NEDERLAND BALLOT ISSUE 2C			
YES	2	2	0
NO	0	0	0
Overvote	0	0	0
Undervote	0	0	0
Boulder Valley School Dist Question 3A			
YES	22	22	0
NO	20	20	0
Overvote	0	0	0
Undervote	3	3	0
BOULDER RURAL FPD BALLOT ISSUE 5B			
YES	8	8	0
NO	3	3	0
Overvote	0	0	0
Undervote	0	0	0
Knollwood Water District Question 5A			
YES	2	2	0
NO	1	1	0
Overvote	0	0	0
Undervote	0	0	0
ESTES VALLEY REC AND PARK DIST ISSUE 4C			
YES/FOR	1	1	0
NO/AGAINST	2	2	0
Overvote	0	0	0
Undervote	0	0	0
ESTES VALLEY REC AND PARK DIST ISSUE 4D			
YES/FOR	1	1	0
NO/AGAINST	2	2	0
Overvote	0	0	0
Undervote	0	0	0

Boulder County equipment testing completed for November 3 Election

Boulder County Colorado sent this bulletin at 10/09/2015 06:01 PM MDT
Having trouble viewing this email? [View it as a Web page.](#)



October 9, 2015

Media Contact: [Mircalla Wozniak](#), Communications Specialist, 303-413-7766

Boulder County equipment testing completed for November 3 Election

Boulder County, Colo. -- Ballots and equipment to be used in the county's upcoming Coordinated Election passed a required Logic and Accuracy Test (LAT) held this week.

Participants representing local municipalities and districts took part in testing at the Boulder County Clerk & Recorder's Office and confirmed the equipment's ability to properly read ballots and correctly tabulate votes.

The LAT also confirmed ballots are properly printed for the election and the equipment is accurately calibrated to process ballots. Each type of ballot and all ballot styles were tested. In all, 917 ballots were tested, including 842 paper ballots and 75 electronic ballots on voting machines.

Each piece of equipment used during the LAT has been cleared of test votes and reset to zero, ensuring the equipment is ready to count live ballots for the Coordinated Election.

Results and test records are available for review at www.BoulderCountyVotes.org under this year's [Election Information](#) section.

Boulder County voters can also visit our website to register to vote, check and update their voter registration, view ballot content and learn more about local elections. They can also call 303-413-7740 for more information or visit one of three Boulder County Clerk & Recorder's Office branches: 1750 33rd St. in Boulder; 529 Coffman St. in Longmont; or 1376 Miners Drive in Lafayette. Office hours are 8 a.m. to 4:30 p.m. Monday through Friday.

Key Dates for the 2015 Coordinated Election:

October 13

- Ballots begin to arrive in mailboxes.
- Voter services available at Boulder County Clerk & Recorder's office in Boulder.
- All 24-hour Ballot Drop Boxes open.

October 26

- Voter Service and Polling Centers open.
- Last day to register and still receive a ballot in the mail.

October 30

- Drive-by Ballot Drop-off locations open.

November 3 Coordinated Election

- Ballot drop-off and voting services available 7 a.m. to 7 p.m. Ballots must be received by 7 p.m. to be counted.