



## Boulder County Clerk & Recorder Elections Division

### SUMMARY OF Logic and Accuracy Test (LAT) Procedures

1. Sign in and obtain a name tag
2. Complete paperwork
3. Store all personal belongings:
  - a. The following items are prohibited in the testing area:  
PERSONAL BELONGINGS, CELL PHONES, CAMERAS, RECORDING DEVICES, MEMORY DEVICES, LAPTOPS, PDAS, FOOD OR BEVERAGE IS PROHIBITED IN TESTING AREA
4. Security log check in/out participants – required when leaving testing area
5. Observer guidelines
6. Information packet contains the following:
  - a. LAT Rule and Law
  - b. Agenda
  - c. Summary of LAT procedure (this document)
  - d. Voter instruction sheet
7. Purpose of LAT
  - a. The purpose of the LAT is to test the compatibility of the election ballots through the scanning and tabulation equipment to confirm that every voting position on the ballot is accurately counted where a properly marked selection is made. It also includes testing the electronic voting machines (DAUs) and the verifiable paper audit trail (V-PAT) for accuracy.
  - b. The Logic and Accuracy Test (LAT) is the second of three tests that are required during an election. The first is the Hardware Diagnostic Test, which verifies that all of the voting system's input, output and communication devices contain the proper firmware/software releases and are in working order (CRS 1-7-509). The LAT follows hardware verification and ensures that the equipment will correctly count votes. After the election, a post-election audit will compare a manual tally of select ballots against election results in order to provide a statistical assessment that the election results are correct (SOS Rule 11.5.4).
    - i. Hash comparison reports created in the Hardware Diagnostic Test are available for viewing upon request
8. Board member responsibilities include:
  - a. As member of the test board you will be participating and/or witnessing the LAT from beginning to end
  - b. The following is a summary of activities you will be a part of:
  - c. Important times:
    - i. 10 a.m.- 4:30 p.m., Wednesday, July 7
    - ii. 9 a.m., Thursday, July 8 (overflow from day one)
    - iii. 3 p.m., Thursday, July 8 (resetting and resealing of equipment)
    - iv. 3:15 p.m., Thursday, July 8 – LAT review, sign off and statement of qualification
  - d. No process shall be delayed due to the absence of a participant
9. Voting and manual verification tally method explanation
  - a. Voting - mark ballots per voter instructions (fill in box completely, no X or V)



## Boulder County Clerk & Recorder Elections Division

- i. Follow voter instructions for correcting a choice when there is intent to vote an option
    - ii. If a mistake (vote, stray mark, hesitant mark) is made in a contest in which you intended not to vote or you are unable to correct your voting choice, make a written note in the contest area confirming mistake and request a replacement ballot from staff.
    - iii. Ballots that are damaged or improperly marked are reviewed and rejected in the scanning portion of testing. Catching and correcting a mistake now prevents delays in testing later
  - b. Manual verification worksheet - make a slash mark for each contest on your ballot
    - i. Undervotes account for contests for which you don't intend to vote = No choice selection. Every ballot contest you are not voting MUST have an undervote recorded
    - ii. Overvotes account for contests for which you have made a choice for more than one candidate in a vote for one contest
10. The buddy system:
  - a. After each member has voted his/her set of ballots, the test board member will team up with support staff and will complete the manual verification and machine testing portion in teams of two
    - i. Staff member will not be associated with the scanning or tabulation process
    - ii. Staff member must be affiliated with a separate party (bi-partisan teams)
11. Electronic voting (may be completed simultaneously with ballot scanning)
  - a. Disabled Access Unit is a electronic voting machine (eSlate) that provides voting accessibility to voters who may be otherwise unable to mark a paper ballot privately and independently
    - i. It includes an audio ballot reader with headphones, and can accept adaptive devices for voters with mobility impairments
  - b. Today we will test the DAUs for accuracy, with at least two audio ballots voted to ensure proper recording
  - c. Members will witness the public counter is set to zero and a zero report will be produced prior to voting
12. Ballot scanning(may be completed simultaneously with electronic voting)
  - a. The scan station is designed to capture an image of a voter's paper ballot, process the image of that ballot using the Ballot Now Software, and capture the voter's choices
    - i. These are called Cast Vote Records (CVRs)
  - b. Today we are testing these systems to ensure the choices are being accurately captured and recorded.
    - i. We want to make sure that a choice for Candidate A is being recorded as a vote for Candidate A, and not Candidate B and that the there is compatibility between the ballots (proper printing and alignment), and the system
  - c. Members will witness the public counter is set to zero and a "zero" report will be produced prior to voting
  - d. The scanning station also provides for the resolution of voter intent as prescribed by the Colorado Secretary of State.



## Boulder County Clerk & Recorder Elections Division

- i. Ballots that have been over voted or properly corrected will be flagged and resolved per state guidelines
    - ii. Notations of any corrections are made on the manual verification document for use in result auditing and discrepancy resolution
  - e. Prior to scanning, there will be a review of the ballots by staff to look for damaged or improperly marked ballots that would not be processed through the scanner during the election cycle
    - i. A damaged ballot is one that has been torn, bent, or otherwise mutilated or rendered unreadable, so that it cannot be processed by the optical scanner. (27.1.3)
      - 1. Damaged ballots shall include all ballots that contain a foreign substance that could potentially interfere with the optical scan machine (i.e. food, drink, etc.). (27.1.3(a))
      - 2. Damaged ballots may include ballots that are marked in a medium other than the medium indicated in the ballot instructions. (27.1.3(b))
    - ii. Improper markings - obvious stray marks, hesitant marks, or parts of written notes that are within the target area of a contest option where no other choice has been made
- 13. Tabulation
  - a. The Tally station is designed to take all voter choices (CVRs) from all the systems and tabulate the individual CVRs into a combined results report
  - b. Today we will confirm that it is accurately tabulating those results
- 14. Audit of results
  - a. To complete the testing of election equipment the results report from Tally shall be compared to the manual verification worksheets
  - b. Any discrepancies found will be documented and researched
  - c. This will confirm that there are no issues with the election equipment and that they are qualified for election usage
- 15. Discrepancy Resolution (in order of escalation)
  - a. Review for entry and recording errors
    - i. Review MVW for too few or too many votes captured
    - ii. Review ballots with MVW for incorrect recording and recount if needed
    - iii. Review Ballot Now for resolution differences (if applicable)
    - iv. Review V-Pat comparison and recount if needed (if applicable)
  - b. If error is identified as a hardware or software error on single device
    - i. Validate other tested equipment was not impacted
    - ii. Mark device unsatisfactory, replace and test new device
  - c. If error is identified on more than one device and devices are failing in similar fashion
    - i. Test multiple devices that could reasonably have same error
    - ii. Mark devices unsatisfactory, replace and test new devices
    - iii. If enough resources are not available for replacement, error shall be corrected and retesting will be completed
  - d. If error is identified as a software or ballot programming error
    - i. Alert DEO for correction
    - ii. Correct software or ballot programming error and restart testing from beginning
- 16. Cumulative results of testing



## **Boulder County Clerk & Recorder Elections Division**

- a. When all individual results have been audited the county shall provide a cumulative result report of testing
  - b. This will include a cumulative manual verification worksheet, and a cumulative tabulation result report
  - c. The reports will be verified for accuracy and provided to the representatives of the board for review
17. Resetting and resealing of equipment
- a. At the end of the LAT the test board members will witness the resetting of all equipment used in the LAT back to its original state of readiness for the election and the resealing of equipment where applicable
18. Sign off and Statement of Qualification
- a. At the end of testing the representatives of the board will review all test result document, ensure all appropriate sign offs have occurred, and sign the Statement of Qualification officiating the successful completion of the Logic and Accuracy Test
  - b. Representatives of the board will be provided with copies of the certification documentation
19. All testing material will then be sealed and secured at the end of the LAT process





## 2010 Primary Election: Logic and Accuracy Test (LAT)

### Logic and Accuracy Test Documentation

DAU and BNOW test information

<b>Election Title:</b>	
2010 Primary Election - August 10, 2010	
<b>BOSS folder (file path)</b>	<b>Date</b>
MB: C:\Program Files\BOSS\Databases\ 101503 DAU: C:\Program Files\BOSS\Databases\ 110328	July 7, 2010

<b>Test Date(s)</b>	<b>Test Location</b>
July 7-8, 2010	1750 33 <sup>rd</sup> St. Boulder, CO

Title	Printed Name & Initials	BNOW MBB ID Number	DRE MBB ID Number
LAT County Coordinator	Carlos Webb	N/A	N/A
Board Member #1	Catherine Lo (DEM)	498	002
Board Member #2	Diane Dunn (LIB)	499	003
Support member	Sydney Power	N/A	N/A
Support member	Don Hayden	N/A	N/A
Support member	Brad Light	N/A	N/A
Support member	Patty Stahl	N/A	N/A
Support member	Crystal Christman	N/A	N/A
Support member	Kyle Fittje	N/A	N/A
Support member	Eddie Howard	N/A	N/A
Support member	Elizabeth Howard	N/A	N/A
Support member	Becky Lind	N/A	N/A
Support member	Marge Atkinson	N/A	N/A
Support member	Jane Hunter	N/A	N/A
Support member	Karen Scarpella	N/A	N/A

LAT DEVICE DOCUMENTATION					
Device ID	Type of Device	Member Testing Device	Accepted/ Rejected	Initials	Seal # (where applicable)
A0A829	ESLATE (DAU)	Diane Dunn (LIB))	ACCEPTED	dd	
V03160	VBO	Diane Dunn (LIB)	ACCEPTED	dd	
C03916	JBC	Diane Dunn (LIB)	ACCEPTED	dd	
A09DDC	ESLATE (DAU)	Catherine Lo (DEM)	ACCEPTED	CTL	
V036A1	VBO	Catherine Lo (DEM)	ACCEPTED	CTL	
C039D9	JBC	Catherine Lo (DEM)	ACCEPTED	CTL	
6GXRHL1	Scanner Station C	Catherine Lo (DEM)	ACCEPTED	CTL	
9GXRHL1	Scanner Station G	Diane Dunn (LIB)	ACCEPTED	dd	
GGXRHL1	Scanner Station H	County	ACCEPTED	CCRS	



## 2010 Primary Election: Logic and Accuracy Test (LAT)

### REQUIREMENTS OF LAT

#### Preparation:

- 25 test ballots were provided to Test Board representatives
- All ballots were marked "TEST"
- Voting choices were made secretly and members retained the tally (Manual Verification Worksheet)
- Each voting device utilized in a given election and each method of counting is represented in testing
- Members selected each device for testing

#### DAU testing:

- JBC Open Polls diagnostic report was viewed by Members
- JBC Zero Tape report was viewed by Members
- Members witnessed the public counter set to zero
- Members tested two audio ballots
- Members were provided the Verifiable Ballot Option printout (V-PAT)
- JBC Summary Report from suspending polls was viewed by Members

#### Scanner testing:

Test Board Members witnessed the following:

- The Scanner Zero report
- The public counter set to zero
- The processing of test ballots on the Ballot Now station

#### Tabulation:

Test Board Members witnessed the following:

- Tabulation Zero report on the Tally station
- Tabulation of Cast Vote Records (CVRs) from DAU and scanner testing
- Members were provided with individual results reports from Tally

#### Comparison:

- Members manually verified that the V-PAT to ensure it matched ballot choice and member tally (Manual Verification Worksheet)
- Members manually compared the machine results (from the Tally station) to their individual tally (Manual Verification Worksheet)
- Members verified that machine results matched individual tallies

#### County test ballots:

- Every precinct and ballot style has been prepared for testing
- A mark has been made for every vote position on all ballots which includes every contest and every candidate on the ballot. Overvotes and undervotes were also included.



## 2010 Primary Election: Logic and Accuracy Test (LAT)

### Storage of test material:

- Test material is contained in the testing area and secured in a locked metal cage when not in use
- Member ballots were also secured and sealed individually
- Members witnessed the sealing and unsealing of their test ballots to confirm their test materials were not opened or used outside the presence of the Testing Board

### Resetting and resealing of equipment:

- Members witnessed the resetting and sealing of each tested voting device after the completion of testing

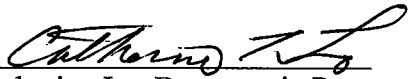



**2010 Primary Election: Logic and Accuracy Test (LAT)**

**Statement of Qualification of Election Devices**


I attest that, to the best of my knowledge, each device used in the Logic and Accuracy Test (LAT) passed the requirements of the LAT and accurately tabulated all properly marked LAT ballots. I further attest, to the best of my knowledge, that the voting done on the eSlate Disabled Access Unit (DAU) accurately tabulated all contests voted.

It is the determination of the Logic and Accuracy Testing Board that all devices tested are qualified to be used in the 2010 Primary Election of August 10, 2010.

  
Catherine Lo, Democratic Party  
Representative, LAT Testing Board

  
Diane Dunn, Libertarian Party  
Representative LAT Testing Board

\_\_\_\_\_  
Not Present, Republican Party  
Representative, LAT Testing Board

  
Hillary Hall  
Boulder County Clerk

Any problems discovered during testing are described as follows. Additionally, I am reporting any other information or attaching any additional documentation that might be necessary to provide a full and accurate account of the condition of each piece of equipment:

Democratic Party Representative of LAT Testing Board:

  
\_\_\_\_\_

Libertarian Party Representative of LAT Testing Board:

  
\_\_\_\_\_

Hillary Hall, Boulder County Clerk & Recorder:

\_\_\_\_\_

<b>COMPARISON RESULTS FROM THE ELECTRONIC VOTING PORTION OF TESTING</b>			
<b>Contest</b>	<b>Candidate</b>	<b>MVW Totals</b>	<b>Machine Totals</b>
UNITED STATES SENATOR - DEM	ANDREW ROMANOFF	16	16
UNITED STATES SENATOR - DEM	MICHAEL F. BENNET	9	9
UNITED STATES SENATOR - DEM	Over	0	0
UNITED STATES SENATOR - DEM	Under	0	0
UNITED STATES SENATOR - LIB	MACLYN "MAC" STRINGER	10	10
UNITED STATES SENATOR - LIB	JOHN FINGER	13	13
UNITED STATES SENATOR - LIB	Over	0	0
UNITED STATES SENATOR - LIB	Under	2	2
UNITED STATES SENATOR - REP	KEN BUCK	0	0
UNITED STATES SENATOR - REP	JANE NORTON	0	0
UNITED STATES SENATOR - REP	Over	0	0
UNITED STATES SENATOR - REP	Under	0	0
REPRESENTATIVE TO THE US CONGRESS - DISTRICT 2 - DEM	JARED POLIS	18	18
REPRESENTATIVE TO THE US CONGRESS - DISTRICT 2 - DEM	Under	0	0
REPRESENTATIVE TO THE US CONGRESS - DISTRICT 2 - REP	STEPHEN BAILEY	0	0
REPRESENTATIVE TO THE US CONGRESS - DISTRICT 2 - REP	BOB BRANCATO	0	0
REPRESENTATIVE TO THE US CONGRESS - DISTRICT 2 - REP	Over	0	0
REPRESENTATIVE TO THE US CONGRESS - DISTRICT 2 - REP	Under	0	0
REPRESENTATIVE TO THE US CONGRESS - DISTRICT 4- DEM	BETSY MARKEY	7	7
REPRESENTATIVE TO THE US CONGRESS - DISTRICT 4- DEM	Under	0	0
REPRESENTATIVE TO THE US CONGRESS - DISTRICT 4 - REP	CORY GARDNER	0	0
REPRESENTATIVE TO THE US CONGRESS - DISTRICT 4 - REP	Under	0	0
GOVERNOR- DEM	JOHN HICKENLOOPER	25	25
GOVERNOR- DEM	Under	0	0
GOVERNOR - REP	DAN MAES	0	0
GOVERNOR - REP	SCOTT MCINNIS	0	0
GOVERNOR - REP	Over	0	0
GOVERNOR - REP	Under	0	0
SECRETARY OF STATE- DEM	BERNIE BUESCHER	25	25
SECRETARY OF STATE- DEM	Under	0	0
SECRETARY OF STATE - REP	SCOTT GESSLER	0	0
SECRETARY OF STATE - REP	Under	0	0
TREASURER- DEM	CARY KENNEDY	25	25
TREASURER- DEM	Under	0	0
TREASURER - REP	J. J. AMENT	0	0
TREASURER - REP	WALKER STAPLETON	0	0
TREASURER - REP	Over	0	0
TREASURER - REP	Under	0	0
ATTORNEY GENERAL- DEM	STAN GARNETT	25	25

2010 Primary Election LAT

ATTORNEY GENERAL- DEM	Under	0	0
GOVERNOR - LIB	DAN "KILO" SALLIS	9	9
GOVERNOR - LIB	JAIMES BROWN	14	14
GOVERNOR - LIB	Over	0	0
GOVERNOR - LIB	Under	2	2
ATTORNEY GENERAL - REP	JOHN SUTHERS	0	0
ATTORNEY GENERAL - REP	Under	0	0
STATE BOARD OF EDUCATION-CONGRESSIONAL DISTRICT 2- DEM	ANGELIKA SCHROEDER	18	18
STATE BOARD OF EDUCATION-CONGRESSIONAL DISTRICT 2- DEM	Under	0	0
STATE BOARD OF EDUCATION-CONGRESSIONAL DISTRICT 2 - REP	KAYE FERRY	0	0
STATE BOARD OF EDUCATION-CONGRESSIONAL DISTRICT 2 - REP	Under	0	0
REGENT OF THE UNIVERSITY OF COLORADO - AT LARGE- DEM	MELISSA HART	24	24
REGENT OF THE UNIVERSITY OF COLORADO - AT LARGE- DEM	Under	1	1
REGENT OF THE UNIVERSITY OF COLORADO - AT LARGE - REP	STEVE BOSLEY	0	0
REGENT OF THE UNIVERSITY OF COLORADO - AT LARGE - REP	Under	0	0
REGENT OF THE UNIVERSITY OF COLORADO-CONGRESSIONAL DISTRICT 4- DEM	ROBERT "BC" BISHOP-COTNER	7	7
REGENT OF THE UNIVERSITY OF COLORADO-CONGRESSIONAL DISTRICT 4- DEM	Under	0	0
REGENT OF THE UNIVERSITY OF COLORADO-CONGRESSIONAL DISTRICT 4 - REP	SUE SHARKEY	0	0
REGENT OF THE UNIVERSITY OF COLORADO-CONGRESSIONAL DISTRICT 4 - REP	Under	0	0
STATE SENATE - DISTRICT 16- DEM	JEANNE NICHOLSON	5	5
STATE SENATE - DISTRICT 16- DEM	Under	1	1
STATE SENATE - DISTRICT 16 - REP	TIM LEONARD	0	0
STATE SENATE - DISTRICT 16 - REP	Under	0	0
STATE REPRESENTATIVE - DISTRICT 10- DEM	DICKEY LEE HULLINGHORST	3	3
STATE REPRESENTATIVE - DISTRICT 10- DEM	Under	0	0
STATE REPRESENTATIVE - DISTRICT 10 - REP	DOROTHY ANN MARSHALL	0	0
STATE REPRESENTATIVE - DISTRICT 10 - REP	Under	0	0
STATE REPRESENTATIVE - DISTRICT 11- DEM	DEB GARDNER	6	6
STATE REPRESENTATIVE - DISTRICT 11- DEM	Under	0	0
STATE REPRESENTATIVE - DISTRICT 11 - REP	WES WHITELEY	0	0
STATE REPRESENTATIVE - DISTRICT 11 - REP	Under	0	0
STATE REPRESENTATIVE - DISTRICT 12- DEM	JAKE WILLIAMS	4	4
STATE REPRESENTATIVE - DISTRICT 12- DEM	MATT JONES	1	1
STATE REPRESENTATIVE - DISTRICT 12- DEM	Over	0	0
STATE REPRESENTATIVE - DISTRICT 12- DEM	Under	0	0
STATE REPRESENTATIVE - DISTRICT 12 - REP	JEFFREY ILSEMAN	0	0
STATE REPRESENTATIVE - DISTRICT 12 - REP	Under	0	0
STATE REPRESENTATIVE - DISTRICT 13- DEM	CLAIRE LEVY	7	7
STATE REPRESENTATIVE - DISTRICT 13- DEM	Under	0	0
STATE REPRESENTATIVE - DISTRICT 13 - REP	ROBERT HOUESHELL	0	0
STATE REPRESENTATIVE - DISTRICT 13 - REP	Under	0	0
STATE REPRESENTATIVE - DISTRICT 33- DEM	DIANNE PRIMAVERA	4	4
STATE REPRESENTATIVE - DISTRICT 33- DEM	Under	0	0

2010 Primary Election LAT

STATE REPRESENTATIVE - DISTRICT 33 - REP	DONALD BEEZLEY	0	0
STATE REPRESENTATIVE - DISTRICT 33 - REP	Under	0	0
County Commissioner- DEM	CINDY DOMENICO	23	23
County Commissioner- DEM	Under	2	2
County Commissioner - REP	DICK R. MURPHY	0	0
County Commissioner - REP	Under	0	0
County Clerk & Recorder- DEM	HILLARY HALL	25	25
County Clerk & Recorder- DEM	Under	0	0
County Clerk & Recorder - REP	DANIEL MARTIN	0	0
County Clerk & Recorder - REP	Under	0	0
County Treasurer - REP	MARTY NEILSON	0	0
County Treasurer - REP	Under	0	0
County Treasurer- DEM	ROBERT S. HULLINGHORST	25	25
County Treasurer- DEM	Under	0	0
County Assessor- DEM	JERRY ROBERTS	25	25
County Assessor- DEM	Under	0	0
County Assessor - REP	Under	1	1
County Assessor - REP	JOEL T. CHAMPION	0	0
County Assessor - REP	Under	0	0
County Sheriff- DEM	JOSEPH K. PELLE	24	24
County Surveyor- DEM	ALAN GREENBERG	12	12
County Surveyor- DEM	JASON EMERY	10	10
County Surveyor- DEM	**Over	0	0
County Surveyor- DEM	**Under	3	3

\*\* The electronic voting device does not allow a person to overvote a contest. Test Board Members were therefore asked to account for these votes as undervotes. The paper ballots for this contest were filled out as overvotes but under voted on the electronic voting device and this tally has been adjusted accordingly.

DAU

Cumulative Report — Unofficial LAT Cumulative  
Boulder County, Colorado — 2010 Boulder County Primary Election — August 10, 2010

Results  
Report  
07/08/2010 10:05 AM

Total Number of Voters : 50 of 0 = 0.00%

Precincts Reporting 0 of 236 = 0.00%

Party	Candidate	Absentee	Early	Election	Total
-------	-----------	----------	-------	----------	-------

UNITED STATES SENATOR, Vote For 1 Democratic

DEM	ANDREW ROMANOFF	0	0.00%	16	64.00%	0	0.00%	16	64.00%
DEM	MICHAEL F. BENNET	0	0.00%	9	36.00%	0	0.00%	9	36.00%
Cast Votes:		0	0.00%	25	100.00%	0	0.00%	25	100.00%
Over Votes:		0	0.00%	0	0.00%	0	0.00%	0	0.00%
Under Votes:		0	0.00%	0	0.00%	0	0.00%	0	0.00%

UNITED STATES SENATOR, Vote For 1 Libertarian

LBR	MACLYN "MAC" STRINGER	0	0.00%	10	43.48%	0	0.00%	10	43.48%
LBR	JOHN FINGER	0	0.00%	13	56.52%	0	0.00%	13	56.52%
Cast Votes:		0	0.00%	23	92.00%	0	0.00%	23	92.00%
Over Votes:		0	0.00%	0	0.00%	0	0.00%	0	0.00%
Under Votes:		0	0.00%	2	8.00%	0	0.00%	2	8.00%

UNITED STATES SENATOR, Vote For 1 Republican

REP	KEN BUCK	0	0.00%	0	0.00%	0	0.00%	0	0.00%
REP	JANE NORTON	0	0.00%	0	0.00%	0	0.00%	0	0.00%
Cast Votes:		0	0.00%	0	0.00%	0	0.00%	0	0.00%
Over Votes:		0	0.00%	0	0.00%	0	0.00%	0	0.00%
Under Votes:		0	0.00%	0	0.00%	0	0.00%	0	0.00%

REPRESENTATIVE TO THE US CONGRESS - DISTRICT 2, Vote For 1 Democratic

DEM	JARED POLIS	0	0.00%	18	100.00%	0	0.00%	18	100.00%
Cast Votes:		0	0.00%	18	100.00%	0	0.00%	18	100.00%
Over Votes:		0	0.00%	0	0.00%	0	0.00%	0	0.00%
Under Votes:		0	0.00%	0	0.00%	0	0.00%	0	0.00%

Precincts		Voters		
Counted	Total	Percent	Ballots Registered	Percent
0	174	0.00%	18	0.00%

*Handwritten:* ~~Completed~~ July 8, 2010  
 Completed August 7/8/10



# Cumulative Report — Unofficial Boulder County, Colorado — 2010 Boulder County Primary Election — August 10, 2010

07/08/2010 10:05 AM

Page 2 of 13

Total Number of Voters : 50 of 0 = 0.00% Precincts Reporting 0 of 236 = 0.00%

Party	Candidate	Absentee	Early	Election	Total
REP	STEPHEN BAILEY	0	0	0	0
REP	BOB BRANCATO	0	0	0	0

**REPRESENTATIVE TO THE US CONGRESS - DISTRICT 2, Vote For 1 Republican**

REP	STEPHEN BAILEY	0	0.00%	0	0.00%	0	0.00%
REP	BOB BRANCATO	0	0.00%	0	0.00%	0	0.00%
<b>Cast Votes:</b>		0	0.00%	0	0.00%	0	0.00%
<b>Over Votes:</b>		0	0.00%	0	0.00%	0	0.00%
<b>Under Votes:</b>		0	0.00%	0	0.00%	0	0.00%

Precincts			Voters		
Counted	Total	Percent	Ballots	Registered	Percent
0	174	0.00%	0	0	0.00%

**REPRESENTATIVE TO THE US CONGRESS - DISTRICT 4, Vote For 1 Democratic**

DEM	BETSY MARKEY	0	0.00%	7	100.00%	0	0.00%
<b>Cast Votes:</b>		0	0.00%	7	100.00%	0	0.00%
<b>Over Votes:</b>		0	0.00%	0	0.00%	0	0.00%
<b>Under Votes:</b>		0	0.00%	0	0.00%	0	0.00%

Precincts			Voters		
Counted	Total	Percent	Ballots	Registered	Percent
0	62	0.00%	7	0	0.00%

**REPRESENTATIVE TO THE US CONGRESS - DISTRICT 4, Vote For 1 Republican**

REP	CORY GARDNER	0	0.00%	0	0.00%	0	0.00%
<b>Cast Votes:</b>		0	0.00%	0	0.00%	0	0.00%
<b>Over Votes:</b>		0	0.00%	0	0.00%	0	0.00%
<b>Under Votes:</b>		0	0.00%	0	0.00%	0	0.00%

Precincts			Voters		
Counted	Total	Percent	Ballots	Registered	Percent
0	62	0.00%	0	0	0.00%

**GOVERNOR, Vote For 1 Democratic**

DEM	JOHN HICKENLOOPER	0	0.00%	25	100.00%	0	0.00%
<b>Cast Votes:</b>		0	0.00%	25	100.00%	0	0.00%
<b>Over Votes:</b>		0	0.00%	0	0.00%	0	0.00%
<b>Under Votes:</b>		0	0.00%	0	0.00%	0	0.00%

Precincts			Voters		
Counted	Total	Percent	Ballots	Registered	Percent
0	234	0.00%	25	0	0.00%

# Cumulative Report — Unofficial Boulder County, Colorado — 2010 Boulder County Primary Election — August 10, 2010

Total Number of Voters : 50 of 0 = 0.00%

Precincts Reporting 0 of 236 = 0.00%

Party	Candidate	Absentee	Early	Election	Total
-------	-----------	----------	-------	----------	-------

**GOVERNOR, Vote For 1** Libertarian

LBR	DAN "KILO" SALLIS	0	0.00%	9	39.13%	0	0.00%	9	39.13%
LBR	JAIMES BROWN	0	0.00%	14	60.87%	0	0.00%	14	60.87%
<b>Cast Votes:</b>		0	0.00%	23	92.00%	0	0.00%	23	92.00%
<b>Over Votes:</b>		0	0.00%	0	0.00%	0	0.00%	0	0.00%
<b>Under Votes:</b>		0	0.00%	2	8.00%	0	0.00%	2	8.00%

Precincts			Voters		
Counted	Total	Percent	Ballots	Registered	Percent
0	234	0.00%	25	0	0.00%

**GOVERNOR, Vote For 1** Republican

REP	DAN MAES	0	0.00%	0	0.00%	0	0.00%	0	0.00%
REP	SCOTT MCINNIS	0	0.00%	0	0.00%	0	0.00%	0	0.00%
<b>Cast Votes:</b>		0	0.00%	0	0.00%	0	0.00%	0	0.00%
<b>Over Votes:</b>		0	0.00%	0	0.00%	0	0.00%	0	0.00%
<b>Under Votes:</b>		0	0.00%	0	0.00%	0	0.00%	0	0.00%

Precincts			Voters		
Counted	Total	Percent	Ballots	Registered	Percent
0	234	0.00%	0	0	0.00%

**SECRETARY OF STATE, Vote For 1** Democratic

DEM	BERNIE BUESCHER	0	0.00%	25	100.00%	0	0.00%	25	100.00%
<b>Cast Votes:</b>		0	0.00%	25	100.00%	0	0.00%	25	100.00%
<b>Over Votes:</b>		0	0.00%	0	0.00%	0	0.00%	0	0.00%
<b>Under Votes:</b>		0	0.00%	0	0.00%	0	0.00%	0	0.00%

Precincts			Voters		
Counted	Total	Percent	Ballots	Registered	Percent
0	234	0.00%	25	0	0.00%

# Cumulative Report — Unofficial Boulder County, Colorado — 2010 Boulder County Primary Election — August 10, 2010

Total Number of Voters : 50 of 0 = 0.00%

Precincts Reporting 0 of 236 = 0.00%

<b>Party</b>	<b>Candidate</b>	<b>Absentee</b>	<b>Early</b>	<b>Election</b>	<b>Total</b>
REP	SCOTT GESSLER	0	0	0	0

SECRETARY OF STATE, Vote For 1 Republican

REP SCOTT GESSLER

Cast Votes: 0 0.00% 0 0.00% 0 0.00% 0 0.00%

Over Votes: 0 0.00% 0 0.00% 0 0.00% 0 0.00%

Under Votes: 0 0.00% 0 0.00% 0 0.00% 0 0.00%

Precincts			Voters		
Counted	Total	Percent	Ballots	Registered	Percent
0	234	0.00%	0	0	0.00%

TREASURER, Vote For 1 Democratic

DEM CARY KENNEDY

Cast Votes: 0 0.00% 25 100.00% 0 0.00% 25 100.00%

Over Votes: 0 0.00% 0 0.00% 0 0.00% 0 0.00%

Under Votes: 0 0.00% 0 0.00% 0 0.00% 0 0.00%

Precincts			Voters		
Counted	Total	Percent	Ballots	Registered	Percent
0	234	0.00%	25	0	0.00%

TREASURER, Vote For 1 Republican

REP J. J. AMENT  
REP WALKER STAPLETON

Cast Votes: 0 0.00% 0 0.00% 0 0.00% 0 0.00%

Over Votes: 0 0.00% 0 0.00% 0 0.00% 0 0.00%

Under Votes: 0 0.00% 0 0.00% 0 0.00% 0 0.00%

Precincts			Voters		
Counted	Total	Percent	Ballots	Registered	Percent
0	234	0.00%	0	0	0.00%

ATTORNEY GENERAL, Vote For 1 Democratic

DEM STAN GARNETT

Cast Votes: 0 0.00% 25 100.00% 0 0.00% 25 100.00%

Over Votes: 0 0.00% 25 100.00% 0 0.00% 25 100.00%

Under Votes: 0 0.00% 0 0.00% 0 0.00% 0 0.00%

Precincts			Voters		
Counted	Total	Percent	Ballots	Registered	Percent
0	234	0.00%	25	0	0.00%

# Cumulative Report — Unofficial

## Boulder County, Colorado — 2010 Boulder County Primary Election — August 10, 2010

Total Number of Voters : 50 of 0 = 0.00%

Precincts Reporting 0 of 236 = 0.00%

<b>Party</b>	<b>Candidate</b>	<b>Absentee</b>	<b>Early</b>	<b>Election</b>	<b>Total</b>

ATTORNEY GENERAL, Vote For 1 Republican

REP JOHN SUTHERS

	Precincts			Voters		
	Counted	Total	Percent	Ballots	Registered	Percent
Cast Votes:	0	0	0.00%	0	0	0.00%
Over Votes:	0	0	0.00%	0	0	0.00%
Under Votes:	0	0	0.00%	0	0	0.00%
	0	234	0.00%	0	0	0.00%

STATE BOARD OF EDUCATION-CONGRESSIONAL DISTRICT 2, Vote For 1 Democratic

DEM ANGELIKA SCHROEDER

	Precincts			Voters		
	Counted	Total	Percent	Ballots	Registered	Percent
Cast Votes:	0	0	0.00%	18	100.00%	0.00%
Over Votes:	0	0	0.00%	18	100.00%	0.00%
Under Votes:	0	0	0.00%	0	0	0.00%
	0	173	0.00%	18	0	0.00%

STATE BOARD OF EDUCATION-CONGRESSIONAL DISTRICT 2, Vote For 1 Republican

REP KAYE FERRY

	Precincts			Voters		
	Counted	Total	Percent	Ballots	Registered	Percent
Cast Votes:	0	0	0.00%	0	0	0.00%
Over Votes:	0	0	0.00%	0	0	0.00%
Under Votes:	0	0	0.00%	0	0	0.00%
	0	173	0.00%	0	0	0.00%

REGENT OF THE UNIVERSITY OF COLORADO - AT LARGE, Vote For 1 Democratic

DEM MELISSA HART

	Precincts			Voters		
	Counted	Total	Percent	Ballots	Registered	Percent
Cast Votes:	0	0	0.00%	24	100.00%	0.00%
Over Votes:	0	0	0.00%	24	96.00%	0.00%
Under Votes:	0	0	0.00%	0	0	0.00%
	0	234	0.00%	1	4.00%	0.00%

Counted	Total	Percent	Voters		
			Ballots	Registered	Percent
0	234	0.00%	25	0	0.00%

# Cumulative Report — Unofficial Boulder County, Colorado — 2010 Boulder County Primary Election — August 10, 2010

Total Number of Voters : 50 of 0 = 0.00%

Precincts Reporting 0 of 236 = 0.00%

<b>Party</b>	<b>Candidate</b>	<b>Absentee</b>	<b>Early</b>	<b>Election</b>	<b>Total</b>
REP	STEVE BOSLEY	0	0	0	0

REGENT OF THE UNIVERSITY OF COLORADO - AT LARGE, Vote For 1 Republican

Party	Candidate	Precincts			Voters		
		Total	Percent	Ballots	Registered	Percent	Percent
REP	STEVE BOSLEY	0	0.00%	0	0.00%	0	0.00%
<b>Cast Votes:</b>		0	0.00%	0	0.00%	0	0.00%
<b>Over Votes:</b>		0	0.00%	0	0.00%	0	0.00%
<b>Under Votes:</b>		0	0.00%	0	0.00%	0	0.00%

Precincts			Voters		
Counted	Total	Percent	Ballots	Registered	Percent
0	234	0.00%	0	0	0.00%

REGENT OF THE UNIVERSITY OF COLORADO-CONGRESSIONAL DISTRICT 4, Vote For 1 Democratic

Party	Candidate	Precincts			Voters		
		Total	Percent	Ballots	Registered	Percent	Percent
DEM	ROBERT "BC" BISHOP-COTNER	0	0.00%	7	100.00%	0	0.00%
<b>Cast Votes:</b>		0	0.00%	7	100.00%	0	0.00%
<b>Over Votes:</b>		0	0.00%	0	0.00%	0	0.00%
<b>Under Votes:</b>		0	0.00%	0	0.00%	0	0.00%

Precincts			Voters		
Counted	Total	Percent	Ballots	Registered	Percent
0	61	0.00%	7	0	0.00%

REGENT OF THE UNIVERSITY OF COLORADO-CONGRESSIONAL DISTRICT 4, Vote For 1 Republican

Party	Candidate	Precincts			Voters		
		Total	Percent	Ballots	Registered	Percent	Percent
REP	SUE SHARKEY	0	0.00%	0	0.00%	0	0.00%
<b>Cast Votes:</b>		0	0.00%	0	0.00%	0	0.00%
<b>Over Votes:</b>		0	0.00%	0	0.00%	0	0.00%
<b>Under Votes:</b>		0	0.00%	0	0.00%	0	0.00%

Precincts			Voters		
Counted	Total	Percent	Ballots	Registered	Percent
0	61	0.00%	0	0	0.00%

STATE SENATE - DISTRICT 16, Vote For 1 Democratic

Party	Candidate	Precincts			Voters		
		Total	Percent	Ballots	Registered	Percent	Percent
DEM	JEANNE NICHOLSON	0	0.00%	5	100.00%	0	0.00%
<b>Cast Votes:</b>		0	0.00%	5	83.33%	0	0.00%
<b>Over Votes:</b>		0	0.00%	0	0.00%	0	0.00%
<b>Under Votes:</b>		0	0.00%	1	16.67%	0	0.00%

Precincts			Voters		
Counted	Total	Percent	Ballots	Registered	Percent
0	27	0.00%	6	0	0.00%

# Cumulative Report — Unofficial

## Boulder County, Colorado — 2010 Boulder County Primary Election — August 10, 2010

Total Number of Voters : 50 of 0 = 0.00%

Precincts Reporting 0 of 236 = 0.00%

<b>Party</b>	<b>Candidate</b>	<b>Absentee</b>	<b>Early</b>	<b>Election</b>	<b>Total</b>
REP	TIM LEONARD	0	0	0	0

STATE SENATE - DISTRICT 16, Vote For 1 Republican

REP	TIM LEONARD	0	0.00%	0	0.00%	0	0.00%	0	0.00%
<b>Cast Votes:</b>		0	0.00%	0	0.00%	0	0.00%	0	0.00%
<b>Over Votes:</b>		0	0.00%	0	0.00%	0	0.00%	0	0.00%
<b>Under Votes:</b>		0	0.00%	0	0.00%	0	0.00%	0	0.00%

Precincts			Voters		
Counted	Total	Percent	Ballots	Registered	Percent
0	27	0.00%	0	0	0.00%

STATE REPRESENTATIVE - DISTRICT 10, Vote For 1 Democratic

DEM	DICKEY LEE HULLINGHORST	0	0.00%	3	100.00%	0	0.00%	3	100.00%
<b>Cast Votes:</b>		0	0.00%	3	100.00%	0	0.00%	3	100.00%
<b>Over Votes:</b>		0	0.00%	0	0.00%	0	0.00%	0	0.00%
<b>Under Votes:</b>		0	0.00%	0	0.00%	0	0.00%	0	0.00%

Precincts			Voters		
Counted	Total	Percent	Ballots	Registered	Percent
0	57	0.00%	3	0	0.00%

STATE REPRESENTATIVE - DISTRICT 10, Vote For 1 Republican

REP	DOROTHY ANN MARSHALL	0	0.00%	0	0.00%	0	0.00%	0	0.00%
<b>Cast Votes:</b>		0	0.00%	0	0.00%	0	0.00%	0	0.00%
<b>Over Votes:</b>		0	0.00%	0	0.00%	0	0.00%	0	0.00%
<b>Under Votes:</b>		0	0.00%	0	0.00%	0	0.00%	0	0.00%

Precincts			Voters		
Counted	Total	Percent	Ballots	Registered	Percent
0	57	0.00%	0	0	0.00%

STATE REPRESENTATIVE - DISTRICT 11, Vote For 1 Democratic

DEM	DEB GARDNER	0	0.00%	6	100.00%	0	0.00%	6	100.00%
<b>Cast Votes:</b>		0	0.00%	6	100.00%	0	0.00%	6	100.00%
<b>Over Votes:</b>		0	0.00%	0	0.00%	0	0.00%	0	0.00%
<b>Under Votes:</b>		0	0.00%	0	0.00%	0	0.00%	0	0.00%

Precincts			Voters		
Counted	Total	Percent	Ballots	Registered	Percent
0	59	0.00%	6	0	0.00%

# Cumulative Report — Unofficial Boulder County, Colorado — 2010 Boulder County Primary Election — August 10, 2010

Total Number of Voters : 50 of 0 = 0.00%

Precincts Reporting 0 of 236 = 0.00%

<b>Party</b>	<b>Candidate</b>	<b>Absentee</b>	<b>Early</b>	<b>Election</b>	<b>Total</b>
REP	WES WHITELEY	0	0	0	0

**STATE REPRESENTATIVE - DISTRICT 11, Vote For 1 Republican**

Party	Candidate	Precincts			Voters		
		Total	Percent	Ballots	Registered	Percent	Percent
REP	WES WHITELEY	0	0.00%	0	0.00%	0	0.00%
<b>Cast Votes:</b>		0	0.00%	0	0.00%	0	0.00%
<b>Over Votes:</b>		0	0.00%	0	0.00%	0	0.00%
<b>Under Votes:</b>		0	0.00%	0	0.00%	0	0.00%

Precincts			Voters		
Counted	Total	Percent	Ballots	Registered	Percent
0	59	0.00%	0	0	0.00%

**STATE REPRESENTATIVE - DISTRICT 12, Vote For 1 Democratic**

Party	Candidate	Precincts			Voters		
		Total	Percent	Ballots	Registered	Percent	Percent
DEM	JAKE WILLIAMS	0	0.00%	4	80.00%	0	0.00%
DEM	MATT JONES	0	0.00%	1	20.00%	0	0.00%
<b>Cast Votes:</b>		0	0.00%	5	100.00%	0	0.00%
<b>Over Votes:</b>		0	0.00%	0	0.00%	0	0.00%
<b>Under Votes:</b>		0	0.00%	0	0.00%	0	0.00%

Precincts			Voters		
Counted	Total	Percent	Ballots	Registered	Percent
0	50	0.00%	5	0	0.00%

**STATE REPRESENTATIVE - DISTRICT 12, Vote For 1 Republican**

Party	Candidate	Precincts			Voters		
		Total	Percent	Ballots	Registered	Percent	Percent
REP	JEFFREY ILSEMAN	0	0.00%	0	0.00%	0	0.00%
<b>Cast Votes:</b>		0	0.00%	0	0.00%	0	0.00%
<b>Over Votes:</b>		0	0.00%	0	0.00%	0	0.00%
<b>Under Votes:</b>		0	0.00%	0	0.00%	0	0.00%

Precincts			Voters		
Counted	Total	Percent	Ballots	Registered	Percent
0	50	0.00%	0	0	0.00%

**STATE REPRESENTATIVE - DISTRICT 13, Vote For 1 Democratic**

Party	Candidate	Precincts			Voters		
		Total	Percent	Ballots	Registered	Percent	Percent
DEM	CLAIRE LEVY	0	0.00%	7	100.00%	0	0.00%
<b>Cast Votes:</b>		0	0.00%	7	100.00%	0	0.00%
<b>Over Votes:</b>		0	0.00%	0	0.00%	0	0.00%
<b>Under Votes:</b>		0	0.00%	0	0.00%	0	0.00%

Precincts			Voters		
Counted	Total	Percent	Ballots	Registered	Percent
0	54	0.00%	7	0	0.00%

**Cumulative Report — Unofficial  
Boulder County, Colorado — 2010 Boulder County Primary Election — August 10, 2010**

Total Number of Voters : 50 of 0 = 0.00%

Precincts Reporting 0 of 236 = 0.00%

Party	Candidate	Absentee	Early	Election	Total

STATE REPRESENTATIVE - DISTRICT 13, Vote For 1 Republican

REP ROBERT HOUDSHELL

0	0.00%	0	0.00%	0	0.00%	0	0.00%
0	0.00%	0	0.00%	0	0.00%	0	0.00%
0	0.00%	0	0.00%	0	0.00%	0	0.00%
0	0.00%	0	0.00%	0	0.00%	0	0.00%

Cast Votes:  
Over Votes:  
Under Votes:

Precincts			Voters		
Counted	Total	Percent	Ballots	Registered	Percent
0	54	0.00%	0	0	0.00%

STATE REPRESENTATIVE - DISTRICT 33, Vote For 1 Democratic

DEM DIANNE PRIMAVERA

0	0.00%	4	100.00%	0	0.00%	4	100.00%
0	0.00%	4	100.00%	0	0.00%	4	100.00%
0	0.00%	0	0.00%	0	0.00%	0	0.00%
0	0.00%	0	0.00%	0	0.00%	0	0.00%

Cast Votes:  
Over Votes:  
Under Votes:

Precincts			Voters		
Counted	Total	Percent	Ballots	Registered	Percent
0	14	0.00%	4	0	0.00%

STATE REPRESENTATIVE - DISTRICT 33, Vote For 1 Republican

REP DONALD BEEZLEY

0	0.00%	0	0.00%	0	0.00%	0	0.00%
0	0.00%	0	0.00%	0	0.00%	0	0.00%
0	0.00%	0	0.00%	0	0.00%	0	0.00%
0	0.00%	0	0.00%	0	0.00%	0	0.00%

Cast Votes:  
Over Votes:  
Under Votes:

Precincts			Voters		
Counted	Total	Percent	Ballots	Registered	Percent
0	14	0.00%	0	0	0.00%

COUNTY COMMISSIONER, Vote For 1 Democratic

DEM CINDY DOMENICO

0	0.00%	23	100.00%	0	0.00%	23	100.00%
0	0.00%	23	92.00%	0	0.00%	23	92.00%
0	0.00%	0	0.00%	0	0.00%	0	0.00%
0	0.00%	2	8.00%	0	0.00%	2	8.00%

Cast Votes:  
Over Votes:  
Under Votes:

Precincts			Voters		
Counted	Total	Percent	Ballots	Registered	Percent
0	234	0.00%	25	0	0.00%



# Cumulative Report — Unofficial Boulder County, Colorado — 2010 Boulder County Primary Election — August 10, 2010

07/08/2010 10:05 AM

Page 10 of 13

Total Number of Voters : 50 of 0 = 0.00%

Precincts Reporting 0 of 236 = 0.00%

<b>Party</b>	<b>Candidate</b>	<b>Absentee</b>	<b>Early</b>	<b>Election</b>	<b>Total</b>
REP	DICK R. MURPHY	0	0	0	0

COUNTY COMMISSIONER, Vote For 1 Republican

<b>REP</b>	DICK R. MURPHY	0	0.00%	0	0.00%	0	0.00%	0	0.00%
<b>Cast Votes:</b>		0	0.00%	0	0.00%	0	0.00%	0	0.00%
<b>Over Votes:</b>		0	0.00%	0	0.00%	0	0.00%	0	0.00%
<b>Under Votes:</b>		0	0.00%	0	0.00%	0	0.00%	0	0.00%

Precincts			Voters		
Counted	Total	Percent	Ballots	Registered	Percent
0	234	0.00%	0	0	0.00%

COUNTY CLERK & RECORDER, Vote For 1 Democratic

<b>DEM</b>	HILLARY HALL	0	0.00%	25	100.00%	0	0.00%	25	100.00%
<b>Cast Votes:</b>		0	0.00%	25	100.00%	0	0.00%	25	100.00%
<b>Over Votes:</b>		0	0.00%	0	0.00%	0	0.00%	0	0.00%
<b>Under Votes:</b>		0	0.00%	0	0.00%	0	0.00%	0	0.00%

Precincts			Voters		
Counted	Total	Percent	Ballots	Registered	Percent
0	234	0.00%	25	0	0.00%

COUNTY CLERK & RECORDER, Vote For 1 Republican

<b>REP</b>	DANIEL MARTIN	0	0.00%	0	0.00%	0	0.00%	0	0.00%
<b>Cast Votes:</b>		0	0.00%	0	0.00%	0	0.00%	0	0.00%
<b>Over Votes:</b>		0	0.00%	0	0.00%	0	0.00%	0	0.00%
<b>Under Votes:</b>		0	0.00%	0	0.00%	0	0.00%	0	0.00%

Precincts			Voters		
Counted	Total	Percent	Ballots	Registered	Percent
0	234	0.00%	0	0	0.00%

COUNTY TREASURER, Vote For 1 Democratic

<b>DEM</b>	ROBERT S. HULLINGHORST	0	0.00%	25	100.00%	0	0.00%	25	100.00%
<b>Cast Votes:</b>		0	0.00%	25	100.00%	0	0.00%	25	100.00%
<b>Over Votes:</b>		0	0.00%	0	0.00%	0	0.00%	0	0.00%
<b>Under Votes:</b>		0	0.00%	0	0.00%	0	0.00%	0	0.00%

Precincts			Voters		
Counted	Total	Percent	Ballots	Registered	Percent
0	234	0.00%	25	0	0.00%

# Cumulative Report — Unofficial Boulder County, Colorado — 2010 Boulder County Primary Election — August 10, 2010

Total Number of Voters : 50 of 0 = 0.00%

<b>Party</b>	<b>Candidate</b>	<b>Absentee</b>	<b>Early</b>	<b>Election</b>	<b>Total</b>
REP	MARTY NEILSON	0	0	0	0

Precincts Reporting 0 of 236 = 0.00%

REP MARTY NEILSON

Cast Votes: 0 0.00% 0 0.00% 0 0.00% 0 0.00%

Over Votes: 0 0.00% 0 0.00% 0 0.00% 0 0.00%

Under Votes: 0 0.00% 0 0.00% 0 0.00% 0 0.00%

Precincts			Voters		
Counted	Total	Percent	Ballots	Registered	Percent
0	234	0.00%	0	0	0.00%

COUNTY ASSESSOR, Vote For 1 Democratic

DEM JERRY ROBERTS

Cast Votes: 0 0.00% 25 100.00% 0 0.00% 25 100.00%

Over Votes: 0 0.00% 0 0.00% 0 0.00% 0 0.00%

Under Votes: 0 0.00% 0 0.00% 0 0.00% 0 0.00%

Precincts			Voters		
Counted	Total	Percent	Ballots	Registered	Percent
0	234	0.00%	25	0	0.00%

COUNTY ASSESSOR, Vote For 1 Republican

REP JOEL T. CHAMPION

Cast Votes: 0 0.00% 0 0.00% 0 0.00% 0 0.00%

Over Votes: 0 0.00% 0 0.00% 0 0.00% 0 0.00%

Under Votes: 0 0.00% 0 0.00% 0 0.00% 0 0.00%

Precincts			Voters		
Counted	Total	Percent	Ballots	Registered	Percent
0	234	0.00%	0	0	0.00%

COUNTY SHERIFF, Vote For 1 Democratic

DEM JOSEPH K. PELLE

Cast Votes: 0 0.00% 24 100.00% 0 0.00% 24 100.00%

Over Votes: 0 0.00% 24 96.00% 0 0.00% 24 96.00%

Under Votes: 0 0.00% 0 0.00% 0 0.00% 0 0.00%

Precincts			Voters		
Counted	Total	Percent	Ballots	Registered	Percent
0	234	0.00%	25	0	0.00%

1 4.00%

# Cumulative Report — Unofficial Boulder County, Colorado — 2010 Boulder County Primary Election — August 10, 2010

Total Number of Voters : 50 of 0 = 0.00%

<b>Party</b>	<b>Candidate</b>	<b>Absentee</b>	<b>Early</b>	<b>Election</b>	<b>Total</b>

Precincts Reporting 0 of 236 = 0.00%

No Candidate for Race

**COUNTY SHERIFF, Vote For 1 Republican**

<b>Cast Votes:</b>	0	0.00%	0	0.00%	0	0.00%
	0	0.00%	0	0.00%	0	0.00%

Precincts			Voters		
Counted	Total	Percent	Ballots	Registered	Percent
0	234	0.00%	0	0	0.00%

**COUNTY SURVEYOR, Vote For 1 Democratic**

DEM ALAN GREENBERG  
DEM JASON EMERY

<b>Cast Votes:</b>	0	0.00%	12	54.55%	0	0.00%
	0	0.00%	10	45.45%	0	0.00%
<b>Over Votes:</b>	0	0.00%	22	88.00%	0	0.00%
<b>Under Votes:</b>	0	0.00%	3	12.00%	0	0.00%

Precincts			Voters		
Counted	Total	Percent	Ballots	Registered	Percent
0	234	0.00%	25	0	0.00%

**COUNTY SURVEYOR, Vote For 1 Republican**

No Candidate for Race

<b>Cast Votes:</b>	0	0.00%	0	0.00%	0	0.00%
	0	0.00%	0	0.00%	0	0.00%

Precincts			Voters		
Counted	Total	Percent	Ballots	Registered	Percent
0	234	0.00%	0	0	0.00%

**COUNTY CORONER, Vote For 1 Democratic**

No Candidate for Race

<b>Cast Votes:</b>	0	0.00%	0	0.00%	0	0.00%
	0	0.00%	0	0.00%	0	0.00%

Precincts			Voters		
Counted	Total	Percent	Ballots	Registered	Percent
0	234	0.00%	25	0	0.00%

# Cumulative Report — Unofficial Boulder County, Colorado — 2010 Boulder County Primary Election — August 10, 2010

Total Number of Voters : 50 of 0 = 0.00%

Party	Candidate	Absentee	Early	Election	Total

Precincts Reporting 0 of 236 = 0.00%

	0	0.00%	0	0.00%	0	0.00%
Cast Votes:	0	0.00%	0	0.00%	0	0.00%

No Candidate for Race

Precincts		Voters	
Counted	Total	Ballots	Registered
0	234	0.00%	0
		0.00%	0
		0.00%	0.00%

DAU Cumulative

CANDIDATE	Set ID		TOTALS
	RLIB	RDEM	
ANDREW ROMANOFF		16	16
MICHAEL F. BENNET		9	9
Over		0	0
Under		0	0
JARED POLIS		18	18
Under		0	0
BETSY MARKEY		7	7
Under		0	0
JOHN HICKENLOOPER		25	25
Under		0	0
BERNIE BUESCHER		25	25
Under		0	0
CARY KENNEDY		25	25
Under		0	0
STAN GARNETT		25	25
Under		0	0
ANGELIKA SCHROEDER		18	18
Under		0	0
MELISSA HART		24	24
Under		1	1
ROBERT "BC" BISHOP-COTNER		7	7
Under		0	0
JEANNE NICHOLSON		5	5
Under		1	1
DICKEY LEE HULLINGHORST		3	3
Under		0	0
DEB GARDNER		6	6
Under		0	0
JAKE WILLIAMS		4	4
MATT JONES		1	1
Over		0	0
Under		0	0
CLAIRE LEVY		7	7
Under		0	0
DIANNE PRIMAVERA		4	4
Under		0	0
CINDY DOMENICO		23	23
Under		2	2
HILLARY HALL		25	25
Under		0	0
ROBERT S. HULLINGHORST		25	25
Under		0	0
JERRY ROBERTS		25	25
Under		0	0
JOSEPH K. PELLE		24	24
Under		1	1
ALAN GREENBERG		12	12
JASON EMERY		10	10
Over		0	0
Under		3	3
KEN BUCK			0
JANE NORTON			0
Over			0

Dem

Captal Ch...

7/8/10

Party statd July 8, 2010

2010 Primary Election LAT

Under		0
STEPHEN BAILEY		0
BOB BRANCATO		0
Over		0
Under		0
CORY GARDNER		0
Under		0
DAN MAES		0
SCOTT MCINNIS		0
Over		0
Under		0
SCOTT GESSLER		0
Under		0
J. J. AMENT		0
WALKER STAPLETON		0
Over		0
Under		0
JOHN SUTHERS		0
Under		0
KAYE FERRY		0
Under		0
STEVE BOSLEY		0
Under		0
SUE SHARKEY		0
Under		0
TIM LEONARD		0
Under		0
DOROTHY ANN MARSHALL		0
Under		0
WES WHITELEY		0
Under		0
JEFFREY ILSEMAN		0
Under		0
ROBERT HOUDESHILL		0
Under		0
DONALD BEEZLEY		0
Under		0
DICK R. MURPHY		0
Under		0
DANIEL MARTIN		0
Under		0
MARTY NEILSON		0
Under		0
JOEL T. CHAMPION		0
Under		0
MACLYN "MAC" STRINGER	10	10
JOHN FINGER	13	13
Over	0	0
Under	2	2
DAN "KILO" SALLIS	9	9
JAIMES BROWN	14	14
Over	0	0
Under	2	2

Rep

OK

## 2010 Primary Election LAT

<b>COMPARISON RESULTS FROM THE SCANNING PORTION OF TESTING</b>				
<b>Contest</b>		<b>Candidate</b>	<b>MVW Totals</b>	<b>Machine Totals</b>
	UNITED STATES SENATOR - DEM	ANDREW ROMANOFF	29	29
	UNITED STATES SENATOR - DEM	MICHAEL F. BENNET	35	35
	UNITED STATES SENATOR - DEM	Over	13	13
	UNITED STATES SENATOR - DEM	Under	226	226
	UNITED STATES SENATOR - LIB	MACLYN "MAC" STRINGER	12	12
	UNITED STATES SENATOR - LIB	JOHN FINGER	17	17
	UNITED STATES SENATOR - LIB	Over	2	2
	UNITED STATES SENATOR - LIB	Under	213	213
	UNITED STATES SENATOR - REP	KEN BUCK	13	13
	UNITED STATES SENATOR - REP	JANE NORTON	24	24
	UNITED STATES SENATOR - REP	Over	14	14
	UNITED STATES SENATOR - REP	Under	250	250
	REPRESENTATIVE TO THE US CONGRESS - DISTRICT 2 - DEM	JARED POLIS	36	36
	REPRESENTATIVE TO THE US CONGRESS - DISTRICT 2 - DEM	Under	185	185
	REPRESENTATIVE TO THE US CONGRESS - DISTRICT 2 - REP	STEPHEN BAILEY	9	9
	REPRESENTATIVE TO THE US CONGRESS - DISTRICT 2 - REP	BOB BRANCATO	17	17
	REPRESENTATIVE TO THE US CONGRESS - DISTRICT 2 - REP	Over	10	10
	REPRESENTATIVE TO THE US CONGRESS - DISTRICT 2 - REP	Under	183	183
	REPRESENTATIVE TO THE US CONGRESS - DISTRICT 4- DEM	BETSY MARKEY	15	15
	REPRESENTATIVE TO THE US CONGRESS - DISTRICT 4- DEM	Under	67	67
	REPRESENTATIVE TO THE US CONGRESS - DISTRICT 4 - REP	CORY GARDNER	8	8
	REPRESENTATIVE TO THE US CONGRESS - DISTRICT 4 - REP	Under	74	74
	GOVERNOR- DEM	JOHN HICKENLOOPER	47	47
	GOVERNOR- DEM	Under	244	244
	GOVERNOR - REP	DAN MAES	11	11
	GOVERNOR - REP	SCOTT MCINNIS	20	20
	GOVERNOR - REP	Over	12	12
	GOVERNOR - REP	Under	246	246
	SECRETARY OF STATE- DEM	BERNIE BUESCHER	47	47
	SECRETARY OF STATE- DEM	Under	244	244
	SECRETARY OF STATE - REP	SCOTT GESSLER	22	22
	SECRETARY OF STATE - REP	Under	267	267
	TREASURER- DEM	CARY KENNEDY	47	47

2010 Primary Election LAT

TREASURER- DEM	Under	244	244
TREASURER - REP	J. J. AMENT	11	11
TREASURER - REP	WALKER STAPLETON	20	20
TREASURER - REP	Over	12	12
TREASURER - REP	Under	246	246
ATTORNEY GENERAL- DEM	STAN GARNETT	47	47
ATTORNEY GENERAL- DEM	Under	244	244
GOVERNOR - LIB	DAN "KILO" SALLIS	10	10
GOVERNOR - LIB	JAIMES BROWN	16	16
GOVERNOR - LIB	Over	1	1
GOVERNOR - LIB	Under	210	210
ATTORNEY GENERAL - REP	JOHN SUTHERS	23	23
ATTORNEY GENERAL - REP	Under	266	266
STATE BOARD OF EDUCATION-CONGRESSIONAL DISTRICT 2- DEM	ANGELIKA SCHROEDER	34	34
STATE BOARD OF EDUCATION-CONGRESSIONAL DISTRICT 2- DEM	Under	181	181
STATE BOARD OF EDUCATION-CONGRESSIONAL DISTRICT 2 - REP	KAYE FERRY	17	17
STATE BOARD OF EDUCATION-CONGRESSIONAL DISTRICT 2 - REP	Under	196	196
REGENT OF THE UNIVERSITY OF COLORADO - AT LARGE- DEM	MELISSA HART	46	46
REGENT OF THE UNIVERSITY OF COLORADO - AT LARGE- DEM	Under	245	245
REGENT OF THE UNIVERSITY OF COLORADO - AT LARGE - REP	STEVE BOSLEY	23	23
REGENT OF THE UNIVERSITY OF COLORADO - AT LARGE - REP	Under	266	266
REGENT OF THE UNIVERSITY OF COLORADO-CONGRESSIONAL DISTRICT 4- DEM	ROBERT "BC" BISHOP-COTNER	13	13
REGENT OF THE UNIVERSITY OF COLORADO-CONGRESSIONAL DISTRICT 4- DEM	Under	63	63
REGENT OF THE UNIVERSITY OF COLORADO-CONGRESSIONAL DISTRICT 4 - REP	SUE SHARKEY	6	6
REGENT OF THE UNIVERSITY OF COLORADO-CONGRESSIONAL DISTRICT 4 - REP	Under	70	70
STATE SENATE - DISTRICT 16- DEM	JEANNE NICHOLSON	11	11
STATE SENATE - DISTRICT 16- DEM	Under	31	31
STATE SENATE - DISTRICT 16 - REP	TIM LEONARD	7	7
STATE SENATE - DISTRICT 16 - REP	Under	35	35
STATE REPRESENTATIVE - DISTRICT 10- DEM	DICKEY LEE HULLINGHORST	5	5
STATE REPRESENTATIVE - DISTRICT 10- DEM	Under	57	57
STATE REPRESENTATIVE - DISTRICT 10 - REP	DOROTHY ANN MARSHALL	2	2
STATE REPRESENTATIVE - DISTRICT 10 - REP	Under	60	60
STATE REPRESENTATIVE - DISTRICT 11- DEM	DEB GARDNER	12	12
STATE REPRESENTATIVE - DISTRICT 11- DEM	Under	62	62
STATE REPRESENTATIVE - DISTRICT 11 - REP	WES WHITELEY	6	6
STATE REPRESENTATIVE - DISTRICT 11 - REP	Under	68	68



2010 Primary Election LAT

STATE REPRESENTATIVE - DISTRICT 12- DEM	JAKE WILLIAMS	6	6
STATE REPRESENTATIVE - DISTRICT 12- DEM	MATT JONES	5	5
STATE REPRESENTATIVE - DISTRICT 12- DEM	Over	2	2
STATE REPRESENTATIVE - DISTRICT 12- DEM	Under	49	49
STATE REPRESENTATIVE - DISTRICT 12 - REP	JEFFREY ILSEMAN	4	4
STATE REPRESENTATIVE - DISTRICT 12 - REP	Under	56	56
STATE REPRESENTATIVE - DISTRICT 13- DEM	CLAIRE LEVY	13	13
STATE REPRESENTATIVE - DISTRICT 13- DEM	Under	56	56
STATE REPRESENTATIVE - DISTRICT 13 - REP	ROBERT HOUDESHHELL	6	6
STATE REPRESENTATIVE - DISTRICT 13 - REP	Under	63	63
STATE REPRESENTATIVE - DISTRICT 33- DEM	DIANNE PRIMAVERA	8	8
STATE REPRESENTATIVE - DISTRICT 33- DEM	Under	16	16
STATE REPRESENTATIVE - DISTRICT 33 - REP	DONALD BEEZLEY	5	5
STATE REPRESENTATIVE - DISTRICT 33 - REP	Under	19	19
County Commissioner- DEM	CINDY DOMENICO	45	45
County Commissioner- DEM	Under	246	246
County Commissioner - REP	DICK R. MURPHY	23	23
County Commissioner - REP	Under	266	266
County Clerk & Recorder- DEM	HILLARY HALL	47	47
County Clerk & Recorder- DEM	Under	244	244
County Clerk & Recorder - REP	DANIEL MARTIN	23	23
County Clerk & Recorder - REP	Under	266	266
County Treasurer - REP	MARTY NEILSON	23	23
County Treasurer - REP	Under	266	266
County Treasurer- DEM	ROBERT S. HULLINGHORST	47	47
County Treasurer- DEM	Under	244	244
County Assessor- DEM	JERRY ROBERTS	47	47
County Assessor- DEM	Under	244	244
County Assessor - REP	Under	245	245
County Assessor - REP	JOEL T. CHAMPION	23	23
County Assessor - REP	Under	266	266
County Sheriff- DEM	JOSEPH K. PELLE	46	46
County Surveyor- DEM	ALAN GREENBERG	23	23
County Surveyor- DEM	JASON EMERY	32	32
County Surveyor- DEM	Over	14	14
County Surveyor- DEM	Under	222	222

Scanning Paper

Cumulative Report — Unofficial LAT Cumulative Report

Boulder County, Colorado — 2010 Boulder County Primary Election — August 10, 2010

Total Number of Voters : 848 of 0 = 0.00% Precincts Reporting 0 of 236 = 0.00%

Party	Candidate	Absentee	Early	Election	Total
-------	-----------	----------	-------	----------	-------

UNITED STATES SENATOR, Vote For 1 Democratic

DEM	ANDREW ROMANOFF	29	45.31%	0	0.00%	0	0.00%	29	45.31%
DEM	MICHAEL F. BENNET	35	54.69%	0	0.00%	0	0.00%	35	54.69%
<b>Cast Votes:</b>		64	21.12%	0	0.00%	0	0.00%	64	21.12%
<b>Over Votes:</b>		13	4.29%	0	0.00%	0	0.00%	13	4.29%
<b>Under Votes:</b>		226	74.59%	0	0.00%	0	0.00%	226	74.59%

UNITED STATES SENATOR, Vote For 1 Libertarian

LBR	MACLYN "MAC" STRINGER	12	41.38%	0	0.00%	0	0.00%	12	41.38%
LBR	JOHN FINGER	17	58.62%	0	0.00%	0	0.00%	17	58.62%
<b>Cast Votes:</b>		29	11.89%	0	0.00%	0	0.00%	29	11.89%
<b>Over Votes:</b>		2	0.82%	0	0.00%	0	0.00%	2	0.82%
<b>Under Votes:</b>		213	87.30%	0	0.00%	0	0.00%	213	87.30%

UNITED STATES SENATOR, Vote For 1 Republican

REP	KEN BUCK	13	35.14%	0	0.00%	0	0.00%	13	35.14%
REP	JANE NORTON	24	64.86%	0	0.00%	0	0.00%	24	64.86%
<b>Cast Votes:</b>		37	12.29%	0	0.00%	0	0.00%	37	12.29%
<b>Over Votes:</b>		14	4.65%	0	0.00%	0	0.00%	14	4.65%
<b>Under Votes:</b>		250	83.06%	0	0.00%	0	0.00%	250	83.06%

REPRESENTATIVE TO THE US CONGRESS - DISTRICT 2, Vote For 1 Democratic

DEM	JARED POLIS	36	100.00%	0	0.00%	0	0.00%	36	100.00%
<b>Cast Votes:</b>		36	16.29%	0	0.00%	0	0.00%	36	16.29%
<b>Over Votes:</b>		0	0.00%	0	0.00%	0	0.00%	0	0.00%
<b>Under Votes:</b>		185	83.71%	0	0.00%	0	0.00%	185	83.71%

Counted		Precincts		Voters	
Total	Percent	Total	Percent	Registered	Percent
0		174	0.00%	221	0
					0.00%

*Party Start July 8, 2010*

*Cumulative Check 7/8/2010*

# Cumulative Report — Unofficial Boulder County, Colorado — 2010 Boulder County Primary Election — August 10, 2010

07/08/2010 09:58 AM

Page 2 of 13

Total Number of Voters : 848 of 0 = 0.00%

Party	Candidate	Absentee	Early	Election	Total				
REP	STEPHEN BAILEY	9	34.62%	0	0.00%	0	0.00%	9	34.62%
REP	BOB BRANCATO	17	65.38%	0	0.00%	0	0.00%	17	65.38%
<b>Cast Votes:</b>		26	11.87%	0	0.00%	0	0.00%	26	11.87%
<b>Over Votes:</b>		10	4.57%	0	0.00%	0	0.00%	10	4.57%
<b>Under Votes:</b>		183	83.56%	0	0.00%	0	0.00%	183	83.56%

Precincts Reporting 0 of 236 = 0.00%

**REPRESENTATIVE TO THE US CONGRESS - DISTRICT 2, Vote For 1 Republican**

Party	Candidate	Precincts			Voters		
		Counted	Total	Percent	Ballots	Registered	Percent
0		0	174	0.00%	219	0	0.00%

**Cast Votes:**  
**Over Votes:**  
**Under Votes:**

**REPRESENTATIVE TO THE US CONGRESS - DISTRICT 4, Vote For 1 Democratic**

DEM	BETSY MARKEY	15	100.00%	0	0.00%	0	0.00%	15	100.00%
<b>Cast Votes:</b>		15	18.29%	0	0.00%	0	0.00%	15	18.29%
<b>Over Votes:</b>		0	0.00%	0	0.00%	0	0.00%	0	0.00%
<b>Under Votes:</b>		67	81.71%	0	0.00%	0	0.00%	67	81.71%

**Cast Votes:**  
**Over Votes:**  
**Under Votes:**

**REPRESENTATIVE TO THE US CONGRESS - DISTRICT 4, Vote For 1 Republican**

REP	CORY GARDNER	8	100.00%	0	0.00%	0	0.00%	8	100.00%
<b>Cast Votes:</b>		8	9.76%	0	0.00%	0	0.00%	8	9.76%
<b>Over Votes:</b>		0	0.00%	0	0.00%	0	0.00%	0	0.00%
<b>Under Votes:</b>		74	90.24%	0	0.00%	0	0.00%	74	90.24%

**Cast Votes:**  
**Over Votes:**  
**Under Votes:**

**GOVERNOR, Vote For 1 Democratic**

DEM	JOHN HICKENLOOPER	47	100.00%	0	0.00%	0	0.00%	47	100.00%
<b>Cast Votes:</b>		47	16.15%	0	0.00%	0	0.00%	47	16.15%
<b>Over Votes:</b>		0	0.00%	0	0.00%	0	0.00%	0	0.00%
<b>Under Votes:</b>		244	83.85%	0	0.00%	0	0.00%	244	83.85%

**Cast Votes:**  
**Over Votes:**  
**Under Votes:**

Counted	Precincts			Voters		
	Total	Percent	Ballots	Registered	Percent	Percent
0	174	0.00%	219	0	0.00%	0.00%

Counted	Precincts			Voters		
	Total	Percent	Ballots	Registered	Percent	Percent
0	62	0.00%	82	0	0.00%	0.00%

Counted	Precincts			Voters		
	Total	Percent	Ballots	Registered	Percent	Percent
0	234	0.00%	291	0	0.00%	0.00%

# Cumulative Report — Unofficial Boulder County, Colorado — 2010 Boulder County Primary Election — August 10, 2010

Total Number of Voters : 848 of 0 = 0.00%

Precincts Reporting 0 of 236 = 0.00%

Party	Candidate	Absentee	Early	Election	Total
LBR	DAN "KILO" SALLIS	10	0	0	10
LBR	JAIMES BROWN	16	0	0	16
		26	0	0	26
		10	0	0	10
		16	0	0	16
		26	0	0	26
		38.46%	0.00%	0.00%	38.46%
		61.54%	0.00%	0.00%	61.54%
		10.97%	0.00%	0.00%	10.97%
		0.42%	0.00%	0.00%	0.42%
		88.61%	0.00%	0.00%	88.61%

Cast Votes:

Over Votes:  
Under Votes:

Precincts			Voters		
Counted	Total	Percent	Ballots	Registered	Percent
0	234	0.00%	237	0	0.00%

## GOVERNOR, Vote For 1 Republican

REP	DAN MAES	11	0	0	11	35.48%
REP	SCOTT MCINNIS	20	0	0	20	64.52%
		31	0	0	31	10.73%
		12	0	0	12	4.15%
		246	0	0	246	85.12%

Cast Votes:

Over Votes:  
Under Votes:

Precincts			Voters		
Counted	Total	Percent	Ballots	Registered	Percent
0	234	0.00%	289	0	0.00%

## SECRETARY OF STATE, Vote For 1 Democratic

DEM	BERNIE BUESCHER	47	0	0	47	100.00%
		47	0	0	47	16.15%
		0	0	0	0	0.00%
		244	0	0	244	83.85%

Cast Votes:

Over Votes:  
Under Votes:

Precincts			Voters		
Counted	Total	Percent	Ballots	Registered	Percent
0	234	0.00%	291	0	0.00%

**Cumulative Report — Unofficial  
Boulder County, Colorado — 2010 Boulder County Primary Election — August 10, 2010**

Total Number of Voters : 848 of 0 = 0.00%

Precincts Reporting 0 of 236 = 0.00%

Party	Candidate	Absentee	Early	Election	Total
REP	SCOTT GESSLER	22	0	0	22

SECRETARY OF STATE, Vote For 1 Republican

REP SCOTT GESSLER

Cast Votes:	22	100.00%	0	0.00%	0	0.00%	22	100.00%
Over Votes:	22	7.61%	0	0.00%	0	0.00%	22	7.61%
Under Votes:	0	0.00%	0	0.00%	0	0.00%	0	0.00%
	267	92.39%	0	0.00%	0	0.00%	267	92.39%

Precincts			Voters		
Counted	Total	Percent	Ballots	Registered	Percent
0	234	0.00%	289	0	0.00%

TREASURER, Vote For 1 Democratic

DEM CARY KENNEDY

Cast Votes:	47	100.00%	0	0.00%	0	0.00%	47	100.00%
Over Votes:	47	16.15%	0	0.00%	0	0.00%	47	16.15%
Under Votes:	0	0.00%	0	0.00%	0	0.00%	0	0.00%
	244	83.85%	0	0.00%	0	0.00%	244	83.85%

Precincts			Voters		
Counted	Total	Percent	Ballots	Registered	Percent
0	234	0.00%	291	0	0.00%

TREASURER, Vote For 1 Republican

REP J. J. AMENT  
REP WALKER STAPLETON

Cast Votes:	11	35.48%	0	0.00%	0	0.00%	11	35.48%
Over Votes:	20	64.52%	0	0.00%	0	0.00%	20	64.52%
Under Votes:	31	10.73%	0	0.00%	0	0.00%	31	10.73%
	12	4.15%	0	0.00%	0	0.00%	12	4.15%
	246	85.12%	0	0.00%	0	0.00%	246	85.12%

Precincts			Voters		
Counted	Total	Percent	Ballots	Registered	Percent
0	234	0.00%	289	0	0.00%

ATTORNEY GENERAL, Vote For 1 Democratic

DEM STAN GARNETT

Cast Votes:	47	100.00%	0	0.00%	0	0.00%	47	100.00%
Over Votes:	47	16.15%	0	0.00%	0	0.00%	47	16.15%
Under Votes:	0	0.00%	0	0.00%	0	0.00%	0	0.00%
	244	83.85%	0	0.00%	0	0.00%	244	83.85%

Precincts			Voters		
Counted	Total	Percent	Ballots	Registered	Percent
0	234	0.00%	291	0	0.00%

# Cumulative Report — Unofficial Boulder County, Colorado — 2010 Boulder County Primary Election — August 10, 2010

Total Number of Voters : 848 of 0 = 0.00%

Precincts Reporting 0 of 236 = 0.00%

<b>Party</b>	<b>Candidate</b>	<b>Absentee</b>	<b>Early</b>	<b>Election</b>	<b>Total</b>
--------------	------------------	-----------------	--------------	-----------------	--------------

REP JOHN SUTHERS

ATTORNEY GENERAL, Vote For 1 Republican

	23 100.00%	0 0.00%	0 0.00%	0 0.00%	23 100.00%
<b>Cast Votes:</b>	23 7.96%	0 0.00%	0 0.00%	0 0.00%	23 7.96%
<b>Over Votes:</b>	0 0.00%	0 0.00%	0 0.00%	0 0.00%	0 0.00%
<b>Under Votes:</b>	266 92.04%	0 0.00%	0 0.00%	0 0.00%	266 92.04%

Precincts			Voters		
Counted	Total	Percent	Ballots	Registered	Percent
0	234	0.00%	289	0	0.00%

STATE BOARD OF EDUCATION-CONGRESSIONAL DISTRICT 2, Vote For 1 Democratic

DEM ANGELIKA SCHROEDER

	34 100.00%	0 0.00%	0 0.00%	0 0.00%	34 100.00%
<b>Cast Votes:</b>	34 15.81%	0 0.00%	0 0.00%	0 0.00%	34 15.81%
<b>Over Votes:</b>	0 0.00%	0 0.00%	0 0.00%	0 0.00%	0 0.00%
<b>Under Votes:</b>	181 84.19%	0 0.00%	0 0.00%	0 0.00%	181 84.19%

Precincts			Voters		
Counted	Total	Percent	Ballots	Registered	Percent
0	173	0.00%	215	0	0.00%

STATE BOARD OF EDUCATION-CONGRESSIONAL DISTRICT 2, Vote For 1 Republican

REP KAYE FERRY

	17 100.00%	0 0.00%	0 0.00%	0 0.00%	17 100.00%
<b>Cast Votes:</b>	17 7.98%	0 0.00%	0 0.00%	0 0.00%	17 7.98%
<b>Over Votes:</b>	0 0.00%	0 0.00%	0 0.00%	0 0.00%	0 0.00%
<b>Under Votes:</b>	196 92.02%	0 0.00%	0 0.00%	0 0.00%	196 92.02%

Precincts			Voters		
Counted	Total	Percent	Ballots	Registered	Percent
0	173	0.00%	213	0	0.00%

REGENT OF THE UNIVERSITY OF COLORADO - AT LARGE, Vote For 1 Democratic

DEM MELISSA HART

	46 100.00%	0 0.00%	0 0.00%	0 0.00%	46 100.00%
<b>Cast Votes:</b>	46 15.81%	0 0.00%	0 0.00%	0 0.00%	46 15.81%
<b>Over Votes:</b>	0 0.00%	0 0.00%	0 0.00%	0 0.00%	0 0.00%
<b>Under Votes:</b>	245 84.19%	0 0.00%	0 0.00%	0 0.00%	245 84.19%

Precincts			Voters		
Counted	Total	Percent	Ballots	Registered	Percent
0	234	0.00%	291	0	0.00%

# Cumulative Report — Unofficial Boulder County, Colorado — 2010 Boulder County Primary Election — August 10, 2010

Total Number of Voters : 848 of 0 = 0.00%

Precincts Reporting 0 of 236 = 0.00%

<b>Party</b>	<b>Candidate</b>	<b>Absentee</b>	<b>Early</b>	<b>Election</b>	<b>Total</b>
REP	STEVE BOSLEY	23	0	0	23

REGENT OF THE UNIVERSITY OF COLORADO - AT LARGE, Vote For 1 Republican

<b>Cast Votes:</b>	23	100.00%	0	0.00%	0	0.00%	23	100.00%
<b>Over Votes:</b>	23	7.96%	0	0.00%	0	0.00%	23	7.96%
<b>Under Votes:</b>	0	0.00%	0	0.00%	0	0.00%	0	0.00%
	266	92.04%	0	0.00%	0	0.00%	266	92.04%

Precincts			Voters		
Counted	Total	Percent	Ballots	Registered	Percent
0	234	0.00%	289	0	0.00%

REGENT OF THE UNIVERSITY OF COLORADO-CONGRESSIONAL DISTRICT 4, Vote For 1 Democratic

DEM	ROBERT "BC" BISHOP-COTNER	13	100.00%	0	0.00%	0	0.00%	13	100.00%
		13	17.11%	0	0.00%	0	0.00%	13	17.11%
		0	0.00%	0	0.00%	0	0.00%	0	0.00%
		63	82.89%	0	0.00%	0	0.00%	63	82.89%

Precincts			Voters		
Counted	Total	Percent	Ballots	Registered	Percent
0	61	0.00%	76	0	0.00%

REGENT OF THE UNIVERSITY OF COLORADO-CONGRESSIONAL DISTRICT 4, Vote For 1 Republican

REP	SUE SHARKEY	6	100.00%	0	0.00%	0	0.00%	6	100.00%
		6	7.89%	0	0.00%	0	0.00%	6	7.89%
		0	0.00%	0	0.00%	0	0.00%	0	0.00%
		70	92.11%	0	0.00%	0	0.00%	70	92.11%

Precincts			Voters		
Counted	Total	Percent	Ballots	Registered	Percent
0	61	0.00%	76	0	0.00%

STATE SENATE - DISTRICT 16, Vote For 1 Democratic

DEM	JEANNE NICHOLSON	11	100.00%	0	0.00%	0	0.00%	11	100.00%
		11	26.19%	0	0.00%	0	0.00%	11	26.19%
		0	0.00%	0	0.00%	0	0.00%	0	0.00%
		31	73.81%	0	0.00%	0	0.00%	31	73.81%

Precincts			Voters		
Counted	Total	Percent	Ballots	Registered	Percent
0	27	0.00%	42	0	0.00%

# Cumulative Report — Unofficial Boulder County, Colorado — 2010 Boulder County Primary Election — August 10, 2010

Total Number of Voters : 848 of 0 = 0.00%

Precincts Reporting 0 of 236 = 0.00%

<b>Party</b>	<b>Candidate</b>	<b>Absentee</b>	<b>Early</b>	<b>Election</b>	<b>Total</b>
REP	TIM LEONARD	7	0	0	7

STATE SENATE - DISTRICT 16, Vote For 1 Republican

<b>Cast Votes:</b>	7	100.00%	0	0.00%	0	0.00%	7	100.00%
<b>Over Votes:</b>	7	16.67%	0	0.00%	0	0.00%	7	16.67%
<b>Under Votes:</b>	0	0.00%	0	0.00%	0	0.00%	0	0.00%
	35	83.33%	0	0.00%	0	0.00%	35	83.33%

Precincts			Voters		
Counted	Total	Percent	Ballots	Registered	Percent
0	27	0.00%	42	0	0.00%

STATE REPRESENTATIVE - DISTRICT 10, Vote For 1 Democratic

<b>Cast Votes:</b>	5	100.00%	0	0.00%	0	0.00%	5	100.00%
<b>Over Votes:</b>	5	8.06%	0	0.00%	0	0.00%	5	8.06%
<b>Under Votes:</b>	0	0.00%	0	0.00%	0	0.00%	0	0.00%
	57	91.94%	0	0.00%	0	0.00%	57	91.94%

Precincts			Voters		
Counted	Total	Percent	Ballots	Registered	Percent
0	57	0.00%	62	0	0.00%

STATE REPRESENTATIVE - DISTRICT 10, Vote For 1 Republican

<b>Cast Votes:</b>	2	100.00%	0	0.00%	0	0.00%	2	100.00%
<b>Over Votes:</b>	2	3.23%	0	0.00%	0	0.00%	2	3.23%
<b>Under Votes:</b>	0	0.00%	0	0.00%	0	0.00%	0	0.00%
	60	96.77%	0	0.00%	0	0.00%	60	96.77%

Precincts			Voters		
Counted	Total	Percent	Ballots	Registered	Percent
0	57	0.00%	62	0	0.00%

STATE REPRESENTATIVE - DISTRICT 11, Vote For 1 Democratic

<b>Cast Votes:</b>	12	100.00%	0	0.00%	0	0.00%	12	100.00%
<b>Over Votes:</b>	12	16.22%	0	0.00%	0	0.00%	12	16.22%
<b>Under Votes:</b>	0	0.00%	0	0.00%	0	0.00%	0	0.00%
	62	83.78%	0	0.00%	0	0.00%	62	83.78%

Precincts			Voters		
Counted	Total	Percent	Ballots	Registered	Percent
0	59	0.00%	74	0	0.00%



# Cumulative Report — Unofficial Boulder County, Colorado — 2010 Boulder County Primary Election — August 10, 2010

Total Number of Voters : 848 of 0 = 0.00%

Precincts Reporting 0 of 236 = 0.00%

<b>Party</b>	<b>Candidate</b>	<b>Absentee</b>	<b>Early</b>	<b>Election</b>	<b>Total</b>
--------------	------------------	-----------------	--------------	-----------------	--------------

STATE REPRESENTATIVE - DISTRICT 11, Vote For 1 Republican

REP	WES WHITELEY	6	100.00%	0	0.00%	0	0.00%	6	100.00%
<b>Cast Votes:</b>		6	8.11%	0	0.00%	0	0.00%	6	8.11%
<b>Over Votes:</b>		0	0.00%	0	0.00%	0	0.00%	0	0.00%
<b>Under Votes:</b>		68	91.89%	0	0.00%	0	0.00%	68	91.89%

Precincts		Voters			
Counted	Total	Percent	Ballots	Registered	Percent
0	59	0.00%	74	0	0.00%

STATE REPRESENTATIVE - DISTRICT 12, Vote For 1 Democratic

DEM	JAKE WILLIAMS	6	54.55%	0	0.00%	0	0.00%	6	54.55%
<b>Cast Votes:</b>		5	45.45%	0	0.00%	0	0.00%	5	45.45%
<b>Over Votes:</b>		11	17.74%	0	0.00%	0	0.00%	11	17.74%
<b>Under Votes:</b>		2	3.23%	0	0.00%	0	0.00%	2	3.23%
<b>Under Votes:</b>		49	79.03%	0	0.00%	0	0.00%	49	79.03%

Precincts		Voters			
Counted	Total	Percent	Ballots	Registered	Percent
0	50	0.00%	62	0	0.00%

STATE REPRESENTATIVE - DISTRICT 12, Vote For 1 Republican

REP	JEFFREY ILSEMAN	4	100.00%	0	0.00%	0	0.00%	4	100.00%
<b>Cast Votes:</b>		4	6.67%	0	0.00%	0	0.00%	4	6.67%
<b>Over Votes:</b>		0	0.00%	0	0.00%	0	0.00%	0	0.00%
<b>Under Votes:</b>		56	93.33%	0	0.00%	0	0.00%	56	93.33%

Precincts		Voters			
Counted	Total	Percent	Ballots	Registered	Percent
0	50	0.00%	60	0	0.00%

STATE REPRESENTATIVE - DISTRICT 13, Vote For 1 Democratic

DEM	CLAIRE LEVY	13	100.00%	0	0.00%	0	0.00%	13	100.00%
<b>Cast Votes:</b>		13	18.84%	0	0.00%	0	0.00%	13	18.84%
<b>Over Votes:</b>		0	0.00%	0	0.00%	0	0.00%	0	0.00%
<b>Under Votes:</b>		56	81.16%	0	0.00%	0	0.00%	56	81.16%

Precincts		Voters			
Counted	Total	Percent	Ballots	Registered	Percent
0	54	0.00%	69	0	0.00%

# Cumulative Report — Unofficial Boulder County, Colorado — 2010 Boulder County Primary Election — August 10, 2010

Total Number of Voters : 848 of 0 = 0.00%

Precincts Reporting 0 of 236 = 0.00%

<b>Party</b>	<b>Candidate</b>	<b>Absentee</b>	<b>Early</b>	<b>Election</b>	<b>Total</b>

STATE REPRESENTATIVE - DISTRICT 13, Vote For 1 Republican

REP ROBERT HOUDESHHELL

<b>Counted</b>	0	<b>Percent</b>	0.00%	<b>Ballots</b>	68	<b>Registered</b>	0	<b>Percent</b>	0.00%
<b>Total</b>		<b>Percent</b>		<b>Ballots</b>		<b>Registered</b>		<b>Percent</b>	
6		100.00%		0		0		0.00%	
6		8.70%		0		0		0.00%	
0		0.00%		0		0		0.00%	
63		91.30%		0		0		0.00%	
<b>Cast Votes:</b>				<b>Ballots</b>		<b>Registered</b>		<b>Percent</b>	
6		8.70%		0		0		0.00%	
<b>Over Votes:</b>				<b>Ballots</b>		<b>Registered</b>		<b>Percent</b>	
0		0.00%		0		0		0.00%	
<b>Under Votes:</b>				<b>Ballots</b>		<b>Registered</b>		<b>Percent</b>	
63		91.30%		0		0		0.00%	

Precincts		Percent		Ballots		Registered		Percent	
Counted	0	54	0.00%	68	0	0.00%			
Total	54	0.00%	68	0	0.00%				

STATE REPRESENTATIVE - DISTRICT 33, Vote For 1 Democratic

DEM DIANNE PRIMAVERA

<b>Counted</b>	8	<b>Percent</b>	100.00%	<b>Ballots</b>	0	<b>Registered</b>	0	<b>Percent</b>	0.00%
<b>Total</b>		<b>Percent</b>		<b>Ballots</b>		<b>Registered</b>		<b>Percent</b>	
8		100.00%		0		0		0.00%	
8		33.33%		0		0		0.00%	
0		0.00%		0		0		0.00%	
16		66.67%		0		0		0.00%	
<b>Cast Votes:</b>				<b>Ballots</b>		<b>Registered</b>		<b>Percent</b>	
8		100.00%		0		0		0.00%	
<b>Over Votes:</b>				<b>Ballots</b>		<b>Registered</b>		<b>Percent</b>	
0		0.00%		0		0		0.00%	
<b>Under Votes:</b>				<b>Ballots</b>		<b>Registered</b>		<b>Percent</b>	
16		66.67%		0		0		0.00%	

Precincts		Percent		Ballots		Registered		Percent	
Counted	0	14	0.00%	24	0	0.00%			
Total	14	0.00%	24	0	0.00%				

STATE REPRESENTATIVE - DISTRICT 33, Vote For 1 Republican

REP DONALD BEEZLEY

<b>Counted</b>	5	<b>Percent</b>	100.00%	<b>Ballots</b>	0	<b>Registered</b>	0	<b>Percent</b>	0.00%
<b>Total</b>		<b>Percent</b>		<b>Ballots</b>		<b>Registered</b>		<b>Percent</b>	
5		100.00%		0		0		0.00%	
5		20.83%		0		0		0.00%	
0		0.00%		0		0		0.00%	
19		79.17%		0		0		0.00%	
<b>Cast Votes:</b>				<b>Ballots</b>		<b>Registered</b>		<b>Percent</b>	
5		100.00%		0		0		0.00%	
<b>Over Votes:</b>				<b>Ballots</b>		<b>Registered</b>		<b>Percent</b>	
0		0.00%		0		0		0.00%	
<b>Under Votes:</b>				<b>Ballots</b>		<b>Registered</b>		<b>Percent</b>	
19		79.17%		0		0		0.00%	

Precincts		Percent		Ballots		Registered		Percent	
Counted	0	14	0.00%	24	0	0.00%			
Total	14	0.00%	24	0	0.00%				

COUNTY COMMISSIONER, Vote For 1 Democratic

DEM CINDY DOMENICO

<b>Counted</b>	45	<b>Percent</b>	100.00%	<b>Ballots</b>	0	<b>Registered</b>	0	<b>Percent</b>	0.00%
<b>Total</b>		<b>Percent</b>		<b>Ballots</b>		<b>Registered</b>		<b>Percent</b>	
45		100.00%		0		0		0.00%	
45		15.46%		0		0		0.00%	
0		0.00%		0		0		0.00%	
246		84.54%		0		0		0.00%	
<b>Cast Votes:</b>				<b>Ballots</b>		<b>Registered</b>		<b>Percent</b>	
45		100.00%		0		0		0.00%	
<b>Over Votes:</b>				<b>Ballots</b>		<b>Registered</b>		<b>Percent</b>	
0		0.00%		0		0		0.00%	
<b>Under Votes:</b>				<b>Ballots</b>		<b>Registered</b>		<b>Percent</b>	
246		84.54%		0		0		0.00%	

Precincts		Percent		Ballots		Registered		Percent	
Counted	0	234	0.00%	291	0	0.00%			
Total	234	0.00%	291	0	0.00%				

# Cumulative Report — Unofficial Boulder County, Colorado — 2010 Boulder County Primary Election — August 10, 2010

Total Number of Voters : 848 of 0 = 0.00%

Precincts Reporting 0 of 236 = 0.00%

Party	Candidate	Absentee	Early	Election	Total
REP	DICK R. MURPHY	23	0	0	23

COUNTY COMMISSIONER, Vote For 1 Republican

	Precincts			Voters		
	Counted	Total	Percent	Ballots	Registered	Percent
Cast Votes:	23	234	9.83%	289	0	0.00%
Over Votes:	0	0	0.00%	0	0	0.00%
Under Votes:	266	266	92.04%	0	0	0.00%

COUNTY CLERK & RECORDER, Vote For 1 Democratic

	Precincts			Voters		
	Counted	Total	Percent	Ballots	Registered	Percent
Cast Votes:	47	234	20.09%	291	0	0.00%
Over Votes:	0	0	0.00%	0	0	0.00%
Under Votes:	244	244	83.85%	0	0	0.00%

COUNTY CLERK & RECORDER, Vote For 1 Republican

	Precincts			Voters		
	Counted	Total	Percent	Ballots	Registered	Percent
Cast Votes:	23	234	9.83%	289	0	0.00%
Over Votes:	0	0	0.00%	0	0	0.00%
Under Votes:	266	266	92.04%	0	0	0.00%

COUNTY TREASURER, Vote For 1 Democratic

	Precincts			Voters		
	Counted	Total	Percent	Ballots	Registered	Percent
Cast Votes:	47	234	20.09%	291	0	0.00%
Over Votes:	0	0	0.00%	0	0	0.00%
Under Votes:	244	244	83.85%	0	0	0.00%

# Cumulative Report — Unofficial Boulder County, Colorado — 2010 Boulder County Primary Election — August 10, 2010

Total Number of Voters : 848 of 0 = 0.00%

Precincts Reporting 0 of 236 = 0.00%

<b>Party</b>	<b>Candidate</b>	<b>Absentee</b>	<b>Early</b>	<b>Election</b>	<b>Total</b>
--------------	------------------	-----------------	--------------	-----------------	--------------

COUNTY TREASURER, Vote For 1 Republican

REP MARTY NEILSON

<b>Cast Votes:</b>	23 100.00%	0 0.00%	0 0.00%	0 0.00%	23 100.00%
<b>Over Votes:</b>	23 7.96%	0 0.00%	0 0.00%	0 0.00%	23 7.96%
<b>Under Votes:</b>	0 0.00%	0 0.00%	0 0.00%	0 0.00%	0 0.00%
	266 92.04%	0 0.00%	0 0.00%	0 0.00%	266 92.04%

Precincts			Voters		
Counted	Total	Percent	Ballots	Registered	Percent
0	234	0.00%	289	0	0.00%

COUNTY ASSESSOR, Vote For 1 Democratic

DEM JERRY ROBERTS

<b>Cast Votes:</b>	47 100.00%	0 0.00%	0 0.00%	0 0.00%	47 100.00%
<b>Over Votes:</b>	47 16.15%	0 0.00%	0 0.00%	0 0.00%	47 16.15%
<b>Under Votes:</b>	0 0.00%	0 0.00%	0 0.00%	0 0.00%	0 0.00%
	244 83.85%	0 0.00%	0 0.00%	0 0.00%	244 83.85%

Precincts			Voters		
Counted	Total	Percent	Ballots	Registered	Percent
0	234	0.00%	291	0	0.00%

COUNTY ASSESSOR, Vote For 1 Republican

REP JOEL T. CHAMPION

<b>Cast Votes:</b>	23 100.00%	0 0.00%	0 0.00%	0 0.00%	23 100.00%
<b>Over Votes:</b>	23 7.96%	0 0.00%	0 0.00%	0 0.00%	23 7.96%
<b>Under Votes:</b>	0 0.00%	0 0.00%	0 0.00%	0 0.00%	0 0.00%
	266 92.04%	0 0.00%	0 0.00%	0 0.00%	266 92.04%

Precincts			Voters		
Counted	Total	Percent	Ballots	Registered	Percent
0	234	0.00%	289	0	0.00%

COUNTY SHERIFF, Vote For 1 Democratic

DEM JOSEPH K. PELLE

<b>Cast Votes:</b>	46 100.00%	0 0.00%	0 0.00%	0 0.00%	46 100.00%
<b>Over Votes:</b>	46 15.81%	0 0.00%	0 0.00%	0 0.00%	46 15.81%
<b>Under Votes:</b>	0 0.00%	0 0.00%	0 0.00%	0 0.00%	0 0.00%
	245 84.19%	0 0.00%	0 0.00%	0 0.00%	245 84.19%

Precincts			Voters		
Counted	Total	Percent	Ballots	Registered	Percent
0	234	0.00%	291	0	0.00%

# Cumulative Report — Unofficial Boulder County, Colorado — 2010 Boulder County Primary Election — August 10, 2010

Total Number of Voters : 848 of 0 = 0.00%

Precincts Reporting 0 of 236 = 0.00%

<b>Party</b>	<b>Absentee</b>	<b>Early</b>	<b>Election</b>	<b>Total</b>

**COUNTY SHERIFF, Vote For 1 Republican**

No Candidate for Race

<b>Cast Votes:</b>	0	0	0	0
	0.00%	0.00%	0.00%	0.00%

Precincts			Voters		
Counted	Total	Percent	Ballots	Registered	Percent
0	234	0.00%	289	0	0.00%

**COUNTY SURVEYOR, Vote For 1 Democratic**

DEM ALAN GREENBERG  
DEM JASON EMERY

<b>Cast Votes:</b>	23	41.82%	0	0.00%	23	41.82%
<b>Over Votes:</b>	32	58.18%	0	0.00%	32	58.18%
<b>Under Votes:</b>	55	18.90%	0	0.00%	55	18.90%
	14	4.81%	0	0.00%	14	4.81%
	222	76.29%	0	0.00%	222	76.29%

Precincts			Voters		
Counted	Total	Percent	Ballots	Registered	Percent
0	234	0.00%	291	0	0.00%

**COUNTY SURVEYOR, Vote For 1 Republican**

No Candidate for Race

<b>Cast Votes:</b>	0	0.00%	0	0.00%	0	0.00%
	0	0.00%	0	0.00%	0	0.00%

Precincts			Voters		
Counted	Total	Percent	Ballots	Registered	Percent
0	234	0.00%	289	0	0.00%

**COUNTY CORONER, Vote For 1 Democratic**

No Candidate for Race

<b>Cast Votes:</b>	0	0.00%	0	0.00%	0	0.00%
	0	0.00%	0	0.00%	0	0.00%

Precincts			Voters		
Counted	Total	Percent	Ballots	Registered	Percent
0	234	0.00%	291	0	0.00%

**Cumulative Report — Unofficial  
Boulder County, Colorado — 2010 Boulder County Primary Election — August 10, 2010**

Total Number of Voters : 848 of 0 = 0.00%

Precincts Reporting 0 of 236 = 0.00%

Party	Candidate	Absentee	Early	Election	Total

No Candidate for Race

0	0.00%	0	0.00%	0	0.00%	0	0.00%
0	0.00%	0	0.00%	0	0.00%	0	0.00%

Cast Votes:

Precincts		Voters	
Counted	Percent	Ballots	Registered
0	0.00%	289	0
			0.00%

*Scanning Paper Cumulative*

CONTEST	CANDIDATE	TOTALS
UNITED STATES SENATOR - DEM	ANDREW ROMANOFF	29
UNITED STATES SENATOR - DEM	MICHAEL F. BENNET	35
UNITED STATES SENATOR - DEM	Over	13
UNITED STATES SENATOR - DEM	Under	226
E TO THE US CONGRESS - DISTRICT 2 - DEM	JARED POLIS	36
E TO THE US CONGRESS - DISTRICT 2 - DEM	Under	185
VE TO THE US CONGRESS - DISTRICT 4- DEM	BETSY MARKEY	15
VE TO THE US CONGRESS - DISTRICT 4- DEM	Under	67
GOVERNOR- DEM	JOHN HICKENLOOPER	47
GOVERNOR- DEM	Under	244
SECRETARY OF STATE- DEM	BERNIE BUESCHER	47
SECRETARY OF STATE- DEM	Under	244
TREASURER- DEM	GARY KENNEDY	47
TREASURER- DEM	Under	244
ATTORNEY GENERAL- DEM	STAN GARNETT	47
ATTORNEY GENERAL- DEM	Under	244
UCATION-CONGRESSIONAL DISTRICT 2- DEM	ANGELIKA SCHROEDER	34
UCATION-CONGRESSIONAL DISTRICT 2- DEM	Under	181
NIVERSITY OF COLORADO - AT LARGE- DEM	MELISSA HART	46
NIVERSITY OF COLORADO - AT LARGE- DEM	Under	245
LORADO-CONGRESSIONAL DISTRICT 4- DEM	ROBERT "BC" BISHOP-COTNER	13
LORADO-CONGRESSIONAL DISTRICT 4- DEM	Under	63
STATE SENATE - DISTRICT 16- DEM	JEANNE NICHOLSON	11
STATE SENATE - DISTRICT 16- DEM	Under	31
STATE REPRESENTATIVE - DISTRICT 10- DEM	DICKEY LEE HULLINGHORST	5
STATE REPRESENTATIVE - DISTRICT 10- DEM	Under	57
STATE REPRESENTATIVE - DISTRICT 11- DEM	DEB GARDNER	12
STATE REPRESENTATIVE - DISTRICT 11- DEM	Under	62
STATE REPRESENTATIVE - DISTRICT 12- DEM	JAKE WILLIAMS	6
STATE REPRESENTATIVE - DISTRICT 12- DEM	MATT JONES	5
STATE REPRESENTATIVE - DISTRICT 12- DEM	Over	2
STATE REPRESENTATIVE - DISTRICT 12- DEM	Under	49
STATE REPRESENTATIVE - DISTRICT 13- DEM	CLAIRE LEVY	13
STATE REPRESENTATIVE - DISTRICT 13- DEM	Under	56
STATE REPRESENTATIVE - DISTRICT 33- DEM	DIANNE PRIMAVERA	8
STATE REPRESENTATIVE - DISTRICT 33- DEM	Under	16
County Commissioner- DEM	CINDY DOMENICO	45
County Commissioner- DEM	Under	246
County Clerk & Recorder- DEM	HILLARY HALL	47
County Clerk & Recorder- DEM	Under	244
County Treasurer- DEM	ROBERT S. HULLINGHORST	47
County Treasurer- DEM	Under	244
County Assessor- DEM	JERRY ROBERTS	47
County Assessor- DEM	Under	244
County Sheriff- DEM	JOSEPH K. PELLE	46
County Assessor - REP	Under	245
County Surveyor- DEM	ALAN GREENBERG	23
County Surveyor- DEM	JASON EMERY	32
County Surveyor- DEM	Over	14

*Crystal Church  
Party State 7-8-2010*


2010 Primary Election LAT

County Surveyor- DEM	Under	222	✓
UNITED STATES SENATOR - REP	KEN BUCK	13	✓
UNITED STATES SENATOR - REP	JANE NORTON	24	✓
UNITED STATES SENATOR - REP	Over	14	✓
UNITED STATES SENATOR - REP	Under	250	✓
E TO THE US CONGRESS - DISTRICT 2 - REP	STEPHEN BAILEY	9	✓
E TO THE US CONGRESS - DISTRICT 2 - REP	BOB BRANCATO	17	✓
E TO THE US CONGRESS - DISTRICT 2 - REP	Over	10	✓
E TO THE US CONGRESS - DISTRICT 2 - REP	Under	183	✓
E TO THE US CONGRESS - DISTRICT 4 - REP	CORY GARDNER	8	✓
E TO THE US CONGRESS - DISTRICT 4 - REP	Under	74	✓
GOVERNOR - REP	DAN MAES	11	✓
GOVERNOR - REP	SCOTT MCINNIS	20	✓
GOVERNOR - REP	Over	12	✓
GOVERNOR - REP	Under	246	✓
SECRETARY OF STATE - REP	SCOTT GESSLER	22	✓
SECRETARY OF STATE - REP	Under	267	✓
TREASURER - REP	J. J. AMENT	11	✓
TREASURER - REP	WALKER STAPLETON	20	✓
TREASURER - REP	Over	12	✓
TREASURER - REP	Under	246	✓
ATTORNEY GENERAL - REP	JOHN SUTHERS	23	✓
ATTORNEY GENERAL - REP	Under	266	✓
ICATION-CONGRESSIONAL DISTRICT 2 - REP	KAYE FERRY	17	✓
ICATION-CONGRESSIONAL DISTRICT 2 - REP	Under	196	✓
NIVERSITY OF COLORADO - AT LARGE - REP	STEVE BOSLEY	23	✓
NIVERSITY OF COLORADO - AT LARGE - REP	Under	266	✓
LORADO-CONGRESSIONAL DISTRICT 4 - REP	SUE SHARKEY	6	✓
LORADO-CONGRESSIONAL DISTRICT 4 - REP	Under	70	✓
STATE SENATE - DISTRICT 16 - REP	TIM LEONARD	7	✓
STATE SENATE - DISTRICT 16 - REP	Under	35	✓
TATE REPRESENTATIVE - DISTRICT 10 - REP	DOROTHY ANN MARSHALL	2	✓
TATE REPRESENTATIVE - DISTRICT 10 - REP	Under	60	✓
TATE REPRESENTATIVE - DISTRICT 11 - REP	WES WHITELEY	6	✓
TATE REPRESENTATIVE - DISTRICT 11 - REP	Under	68	✓
TATE REPRESENTATIVE - DISTRICT 12 - REP	JEFFREY ILSEMAN	4	✓
TATE REPRESENTATIVE - DISTRICT 12 - REP	Under	56	✓
TATE REPRESENTATIVE - DISTRICT 13 - REP	ROBERT HOUDESHHELL	6	✓
TATE REPRESENTATIVE - DISTRICT 13 - REP	Under	63	✓
TATE REPRESENTATIVE - DISTRICT 33 - REP	DONALD BEEZLEY	5	✓
TATE REPRESENTATIVE - DISTRICT 33 - REP	Under	19	✓
County Commissioner - REP	DICK R. MURPHY	23	✓
County Commissioner - REP	Under	266	✓
County Clerk & Recorder - REP	DANIEL MARTIN	23	✓
County Clerk & Recorder - REP	Under	266	✓
County Treasurer - REP	MARTY NEILSON	23	✓
County Treasurer - REP	Under	266	✓
County Assessor - REP	JOEL T. CHAMPION	23	✓
County Assessor - REP	Under	266	✓
UNITED STATES SENATOR - LIB	MAGLYN "MAC" STRINGER	12	✓
UNITED STATES SENATOR - LIB	JOHN FINGER	17	✓
UNITED STATES SENATOR - LIB	Over	2	✓



2010 Primary Election LAT

UNITED STATES SENATOR - LIB	Under	213	✓
GOVERNOR - LIB	DAN "KILO" SALLIS	10	✓
GOVERNOR - LIB	JAIMES BROWN	16	✓
GOVERNOR - LIB	Over	1	✓
GOVERNOR - LIB	Under	210	✓



Scanning Cumulative Details

SET ID		CLIB	RLIB	RDEM	DEMA	REP B	REPA	REPC	DEMB	DEM C	Blank Ballots	TOTALS
CANDIDATE												
ANDREW ROMANOFF			16	5					5	3		29
MICHAEL F. BENNET			9	10					10	6		35
Over			0	5					5	3		13
Under			0	5					5	3	213	226
JARED POLIS			18	8					8	2		36
Under			0	12					12	3	158	185
BETSY MARKEY			7	2					2	4		15
Under			0	3					3	6	55	67
JOHN HICKENLOOPER			25	6					10	6		47
Under			0	9					15	9	211	244
BERNIE BUESCHER			25	6					10	6		47
Under			0	9					15	9	211	244
GARY KENNEDY			25	6					10	6		47
Under			0	9					15	9	211	244
STAN GARNETT			25	6					10	6		47
Under			0	9					15	9	211	244
ANGELIKA SCHROEDER			18	6					8	2		34
Under			0	9					12	3	157	181
MELISSA HART			24	6					10	6		46
Under			1	9					15	9	211	245
ROBERT "BC" BISHOP-COTNER			7	0					2	4		13
Under			0	0					3	6	54	63
JEANNE NICHOLSON			5	2					4	0		11
Under			1	3					6	0	21	31
DICKEY LEE HULLINGHORST			3	2					0	0		5
Under			0	3					0	0	54	57
DEB GARDNER			6	2					4	0		12
Under			0	3					6	0	53	62
JAKE WILLIAMS			4	0					0	2		6
MATT JONES			1	0					0	4		5
Over			0	0					0	2		2
Under			0	0					0	2	47	49
CLAIRE LEVY			7	2					2	2		13
Under			0	3					3	3	47	56
DIANNE PRIMAVERA			4	0					4	0		8





Total Number of Voters : 140 of 0 = 0.00% Precincts Reporting 0 of 236 = 0.00%

Party	Candidate	Absentee	Early	Election	Total
-------	-----------	----------	-------	----------	-------

UNITED STATES SENATOR, Vote For 1 Democratic

DEM	ANDREW ROMANOFF	13	33.33%	0	0.00%	0	0.00%	13	33.33%
DEM	MICHAEL F. BENNET	26	66.67%	0	0.00%	0	0.00%	26	66.67%
<b>Cast Votes:</b>		39	60.00%	0	0.00%	0	0.00%	39	60.00%
<b>Over Votes:</b>		13	20.00%	0	0.00%	0	0.00%	13	20.00%
<b>Under Votes:</b>		13	20.00%	0	0.00%	0	0.00%	13	20.00%

UNITED STATES SENATOR, Vote For 1 Libertarian

LBR	MACLYN "MAC" STRINGER	2	33.33%	0	0.00%	0	0.00%	2	33.33%
LBR	JOHN FINGER	4	66.67%	0	0.00%	0	0.00%	4	66.67%
<b>Cast Votes:</b>		6	60.00%	0	0.00%	0	0.00%	6	60.00%
<b>Over Votes:</b>		2	20.00%	0	0.00%	0	0.00%	2	20.00%
<b>Under Votes:</b>		2	20.00%	0	0.00%	0	0.00%	2	20.00%

UNITED STATES SENATOR, Vote For 1 Republican

REP	KEN BUCK	13	35.14%	0	0.00%	0	0.00%	13	35.14%
REP	JANE NORTON	24	64.86%	0	0.00%	0	0.00%	24	64.86%
<b>Cast Votes:</b>		37	56.92%	0	0.00%	0	0.00%	37	56.92%
<b>Over Votes:</b>		14	21.54%	0	0.00%	0	0.00%	14	21.54%
<b>Under Votes:</b>		14	21.54%	0	0.00%	0	0.00%	14	21.54%

REPRESENTATIVE TO THE US CONGRESS - DISTRICT 2, Vote For 1 Democratic

DEM	JARED POLIS	18	100.00%	0	0.00%	0	0.00%	18	100.00%
<b>Cast Votes:</b>		18	40.00%	0	0.00%	0	0.00%	18	40.00%
<b>Over Votes:</b>		0	0.00%	0	0.00%	0	0.00%	0	0.00%
<b>Under Votes:</b>		27	60.00%	0	0.00%	0	0.00%	27	60.00%

Precincts		Voters	
Counted	Total	Ballots	Registered
0	174	45	0
		0.00%	0.00%

7-7-10  
 County Ball July 8, 2010  
 Crystal Church

Total Number of Voters : 140 of 0 = 0.00%

Precincts Reporting 0 of 236 = 0.00%

Party	Candidate	Absentee	Early	Election	Total
REP	STEPHEN BAILEY	9 34.62%	0 0.00%	0 0.00%	9 34.62%
REP	BOB BRANCATO	17 65.38%	0 0.00%	0 0.00%	17 65.38%

REPRESENTATIVE TO THE US CONGRESS - DISTRICT 2, Vote For 1 Republican

Precincts	Voters		
	Counted	Ballots	Registered
Total	174	45	0
Percent	0.00%	0.00%	0.00%

Cast Votes: 26 57.78%  
 Over Votes: 10 22.22%  
 Under Votes: 9 20.00%

Precincts	Voters		
	Counted	Ballots	Registered
Total	174	45	0
Percent	0.00%	0.00%	0.00%

REPRESENTATIVE TO THE US CONGRESS - DISTRICT 4, Vote For 1 Democratic

DEM	BETSY MARKEY	8 100.00%	0 0.00%	0 0.00%	8 100.00%
-----	--------------	-----------	---------	---------	-----------

Cast Votes: 8 40.00%  
 Over Votes: 0 0.00%  
 Under Votes: 12 60.00%

Precincts	Voters		
	Counted	Ballots	Registered
Total	62	20	0
Percent	0.00%	0.00%	0.00%

Cast Votes: 8 40.00%  
 Over Votes: 0 0.00%  
 Under Votes: 12 60.00%

Precincts	Voters		
	Counted	Ballots	Registered
Total	62	20	0
Percent	0.00%	0.00%	0.00%

REPRESENTATIVE TO THE US CONGRESS - DISTRICT 4, Vote For 1 Republican

REP	CORY GARDNER	8 100.00%	0 0.00%	0 0.00%	8 100.00%
-----	--------------	-----------	---------	---------	-----------

Cast Votes: 8 40.00%  
 Over Votes: 0 0.00%  
 Under Votes: 12 60.00%

Precincts	Voters		
	Counted	Ballots	Registered
Total	62	20	0
Percent	0.00%	0.00%	0.00%

Cast Votes: 8 40.00%  
 Over Votes: 0 0.00%  
 Under Votes: 12 60.00%

Precincts	Voters		
	Counted	Ballots	Registered
Total	62	20	0
Percent	0.00%	0.00%	0.00%

GOVERNOR, Vote For 1 Democratic

DEM	JOHN HICKENLOOPER	22 100.00%	0 0.00%	0 0.00%	22 100.00%
-----	-------------------	------------	---------	---------	------------

Cast Votes: 22 40.00%  
 Over Votes: 0 0.00%  
 Under Votes: 33 60.00%

Precincts	Voters		
	Counted	Ballots	Registered
Total	234	55	0
Percent	0.00%	0.00%	0.00%

Cast Votes: 22 40.00%  
 Over Votes: 0 0.00%  
 Under Votes: 33 60.00%

Precincts	Voters		
	Counted	Ballots	Registered
Total	234	55	0
Percent	0.00%	0.00%	0.00%

Cast Votes: 22 40.00%  
 Over Votes: 0 0.00%  
 Under Votes: 33 60.00%

Precincts	Voters		
	Counted	Ballots	Registered
Total	234	55	0
Percent	0.00%	0.00%	0.00%

Cast Votes: 22 40.00%  
 Over Votes: 0 0.00%  
 Under Votes: 33 60.00%

Total Number of Voters : 140 of 0 = 0.00% Precincts Reporting 0 of 236 = 0.00%

Party	Candidate	Absentee	Early	Election	Total
-------	-----------	----------	-------	----------	-------

**GOVERNOR, Vote For 1** Libertarian

LBR	DAN "KILO" SALLIS	1 33.33%	0 0.00%	0 0.00%	1 33.33%
LBR	JAIMES BROWN	2 66.67%	0 0.00%	0 0.00%	2 66.67%

**Cast Votes:** 3 60.00%  
**Over Votes:** 1 20.00%  
**Under Votes:** 1 20.00%

Precincts			Voters		
Counted	Total	Percent	Ballots	Registered	Percent
0	234	0.00%	5	0	0.00%

**GOVERNOR, Vote For 1** Republican

REP	DAN MAES	11 35.48%	0 0.00%	0 0.00%	11 35.48%
REP	SCOTT MCINNIS	20 64.52%	0 0.00%	0 0.00%	20 64.52%

**Cast Votes:** 31 56.36%  
**Over Votes:** 12 21.82%  
**Under Votes:** 12 21.82%

Precincts			Voters		
Counted	Total	Percent	Ballots	Registered	Percent
0	234	0.00%	55	0	0.00%

**SECRETARY OF STATE, Vote For 1** Democratic

DEM	BERNIE BUESCHER	22 100.00%	0 0.00%	0 0.00%	22 100.00%
-----	-----------------	------------	---------	---------	------------

**Cast Votes:** 22 40.00%  
**Over Votes:** 0 0.00%  
**Under Votes:** 33 60.00%

Precincts			Voters		
Counted	Total	Percent	Ballots	Registered	Percent
0	234	0.00%	55	0	0.00%

# Cumulative Report — Unofficial Boulder County, Colorado — 2010 Boulder County Primary Election — August 10, 2010

Total Number of Voters : 140 of 0 = 0.00%

Precincts Reporting 0 of 236 = 0.00%

<b>Party</b>	<b>Candidate</b>	<b>Absentee</b>	<b>Early</b>	<b>Election</b>	<b>Total</b>
REP	SCOTT GESSLER				

**SECRETARY OF STATE, Vote For 1** Republican

REP	SCOTT GESSLER	22 100.00%	0 0.00%	0 0.00%	22 100.00%
<b>Cast Votes:</b>		22 40.00%	0 0.00%	0 0.00%	22 40.00%
<b>Over Votes:</b>		0 0.00%	0 0.00%	0 0.00%	0 0.00%
<b>Under Votes:</b>		33 60.00%	0 0.00%	0 0.00%	33 60.00%

Precincts		Voters			
Counted	Total	Percent	Ballots	Registered	Percent
0	234	0.00%	55	0	0.00%

**TREASURER, Vote For 1** Democratic

DEM	CARY KENNEDY	22 100.00%	0 0.00%	0 0.00%	22 100.00%
<b>Cast Votes:</b>		22 40.00%	0 0.00%	0 0.00%	22 40.00%
<b>Over Votes:</b>		0 0.00%	0 0.00%	0 0.00%	0 0.00%
<b>Under Votes:</b>		33 60.00%	0 0.00%	0 0.00%	33 60.00%

Precincts		Voters			
Counted	Total	Percent	Ballots	Registered	Percent
0	234	0.00%	55	0	0.00%

**TREASURER, Vote For 1** Republican

REP	J. J. AMENT	11 35.48%	0 0.00%	0 0.00%	11 35.48%
REP	WALKER STAPLETON	20 64.52%	0 0.00%	0 0.00%	20 64.52%
<b>Cast Votes:</b>		31 56.36%	0 0.00%	0 0.00%	31 56.36%
<b>Over Votes:</b>		12 21.82%	0 0.00%	0 0.00%	12 21.82%
<b>Under Votes:</b>		12 21.82%	0 0.00%	0 0.00%	12 21.82%

Precincts		Voters			
Counted	Total	Percent	Ballots	Registered	Percent
0	234	0.00%	55	0	0.00%

**ATTORNEY GENERAL, Vote For 1** Democratic

DEM	STAN GARNETT	22 100.00%	0 0.00%	0 0.00%	22 100.00%
<b>Cast Votes:</b>		22 40.00%	0 0.00%	0 0.00%	22 40.00%
<b>Over Votes:</b>		0 0.00%	0 0.00%	0 0.00%	0 0.00%
<b>Under Votes:</b>		33 60.00%	0 0.00%	0 0.00%	33 60.00%

Precincts		Voters			
Counted	Total	Percent	Ballots	Registered	Percent
0	234	0.00%	55	0	0.00%



Total Number of Voters : 140 of 0 = 0.00%

<b>Party</b>	<b>Candidate</b>	<b>Absentee</b>	<b>Early</b>	<b>Election</b>	<b>Total</b>
--------------	------------------	-----------------	--------------	-----------------	--------------

**ATTORNEY GENERAL, Vote For 1 Republican**

REP	JOHN SUTHERS	23 100.00%	0 0.00%	0 0.00%	23 100.00%
		23 41.82%	0 0.00%	0 0.00%	23 41.82%
Cast Votes:		0 0.00%	0 0.00%	0 0.00%	0 0.00%
Over Votes:		32 58.18%	0 0.00%	0 0.00%	32 58.18%
Under Votes:					

Precincts		Voters		
Counted	Total	Ballots	Registered	Percent
0	234	55	0	0.00%

**STATE BOARD OF EDUCATION-CONGRESSIONAL DISTRICT 2, Vote For 1 Democratic**

DEM	ANGELIKA SCHROEDER	16 100.00%	0 0.00%	0 0.00%	16 100.00%
		16 40.00%	0 0.00%	0 0.00%	16 40.00%
Cast Votes:		0 0.00%	0 0.00%	0 0.00%	0 0.00%
Over Votes:		24 60.00%	0 0.00%	0 0.00%	24 60.00%
Under Votes:					

Precincts		Voters		
Counted	Total	Ballots	Registered	Percent
0	173	40	0	0.00%

**STATE BOARD OF EDUCATION-CONGRESSIONAL DISTRICT 2, Vote For 1 Republican**

REP	KAYE FERRY	17 100.00%	0 0.00%	0 0.00%	17 100.00%
		17 42.50%	0 0.00%	0 0.00%	17 42.50%
Cast Votes:		0 0.00%	0 0.00%	0 0.00%	0 0.00%
Over Votes:		23 57.50%	0 0.00%	0 0.00%	23 57.50%
Under Votes:					

Precincts		Voters		
Counted	Total	Ballots	Registered	Percent
0	173	40	0	0.00%

**REGENT OF THE UNIVERSITY OF COLORADO - AT LARGE, Vote For 1 Democratic**

DEM	MELISSA HART	22 100.00%	0 0.00%	0 0.00%	22 100.00%
		22 40.00%	0 0.00%	0 0.00%	22 40.00%
Cast Votes:		0 0.00%	0 0.00%	0 0.00%	0 0.00%
Over Votes:		33 60.00%	0 0.00%	0 0.00%	33 60.00%
Under Votes:					

Precincts		Voters		
Counted	Total	Ballots	Registered	Percent
0	234	55	0	0.00%

# Cumulative Report — Unofficial Boulder County, Colorado — 2010 Boulder County Primary Election — August 10, 2010

07/07/2010 04:29 PM

Page 6 of 13

Total Number of Voters : 140 of 0 = 0.00%

Precincts Reporting 0 of 236 = 0.00%

<b>Party</b>	<b>Candidate</b>	<b>Absentee</b>	<b>Early</b>	<b>Election</b>	<b>Total</b>
--------------	------------------	-----------------	--------------	-----------------	--------------

**REGENT OF THE UNIVERSITY OF COLORADO - AT LARGE, Vote For 1 Republican**

REP	STEVE BOSLEY	23 100.00%	0 0.00%	0 0.00%	23 100.00%
		23 41.82%	0 0.00%	0 0.00%	23 41.82%
<b>Cast Votes:</b>		0 0.00%	0 0.00%	0 0.00%	0 0.00%
<b>Over Votes:</b>		32 58.18%	0 0.00%	0 0.00%	32 58.18%
<b>Under Votes:</b>					

Precincts		Voters		
Counted	Total	Percent	Ballots	Registered
0	234	0.00%	55	0
				0
				0
				0
				0

**REGENT OF THE UNIVERSITY OF COLORADO-CONGRESSIONAL DISTRICT 4, Vote For 1 Democratic**

DEM	ROBERT "BC" BISHOP-COTTNER	6 100.00%	0 0.00%	0 0.00%	6 100.00%
		6 40.00%	0 0.00%	0 0.00%	6 40.00%
<b>Cast Votes:</b>		0 0.00%	0 0.00%	0 0.00%	0 0.00%
<b>Over Votes:</b>		9 60.00%	0 0.00%	0 0.00%	9 60.00%
<b>Under Votes:</b>					

Precincts		Voters		
Counted	Total	Percent	Ballots	Registered
0	61	0.00%	15	0
				0
				0
				0
				0

**REGENT OF THE UNIVERSITY OF COLORADO-CONGRESSIONAL DISTRICT 4, Vote For 1 Republican**

REP	SUE SHARKEY	6 100.00%	0 0.00%	0 0.00%	6 100.00%
		6 40.00%	0 0.00%	0 0.00%	6 40.00%
<b>Cast Votes:</b>		0 0.00%	0 0.00%	0 0.00%	0 0.00%
<b>Over Votes:</b>		9 60.00%	0 0.00%	0 0.00%	9 60.00%
<b>Under Votes:</b>					

Precincts		Voters		
Counted	Total	Percent	Ballots	Registered
0	61	0.00%	15	0
				0
				0
				0
				0

**STATE SENATE - DISTRICT 16, Vote For 1 Democratic**

DEM	JEANNE NICHOLSON	6 100.00%	0 0.00%	0 0.00%	6 100.00%
		6 40.00%	0 0.00%	0 0.00%	6 40.00%
<b>Cast Votes:</b>		0 0.00%	0 0.00%	0 0.00%	0 0.00%
<b>Over Votes:</b>		9 60.00%	0 0.00%	0 0.00%	9 60.00%
<b>Under Votes:</b>					

Precincts		Voters		
Counted	Total	Percent	Ballots	Registered
0	27	0.00%	15	0
				0
				0
				0
				0

# Cumulative Report — Unofficial Boulder County, Colorado — 2010 Boulder County Primary Election — August 10, 2010

07/07/2010 04:29 PM

Page 7 of 13

Total Number of Voters : 140 of 0 = 0.00%

Precincts Reporting 0 of 236 = 0.00%

<b>Party</b>	<b>Candidate</b>	<b>Absentee</b>	<b>Early</b>	<b>Election</b>	<b>Total</b>

**STATE SENATE - DISTRICT 16, Vote For 1 Republican**

REP	TIM LEONARD	7 100.00%	0 0.00%	0 0.00%	7 100.00%
		7 46.67%	0 0.00%	0 0.00%	7 46.67%
<b>Cast Votes:</b>		0 0.00%	0 0.00%	0 0.00%	0 0.00%
<b>Over Votes:</b>		8 53.33%	0 0.00%	0 0.00%	8 53.33%
<b>Under Votes:</b>					

Precincts		Voters		
Counted	Total	Percent	Ballots	Registered
0	27	0.00%	15	0
				0 0.00%

**STATE REPRESENTATIVE - DISTRICT 10, Vote For 1 Democratic**

DEM	DICKEY LEE HULLINGHORST	2 100.00%	0 0.00%	0 0.00%	2 100.00%
		2 40.00%	0 0.00%	0 0.00%	2 40.00%
<b>Cast Votes:</b>		0 0.00%	0 0.00%	0 0.00%	0 0.00%
<b>Over Votes:</b>		3 60.00%	0 0.00%	0 0.00%	3 60.00%
<b>Under Votes:</b>					

Precincts		Voters		
Counted	Total	Percent	Ballots	Registered
0	57	0.00%	5	0
				0 0.00%

**STATE REPRESENTATIVE - DISTRICT 10, Vote For 1 Republican**

REP	DOROTHY ANN MARSHALL	2 100.00%	0 0.00%	0 0.00%	2 100.00%
		2 40.00%	0 0.00%	0 0.00%	2 40.00%
<b>Cast Votes:</b>		0 0.00%	0 0.00%	0 0.00%	0 0.00%
<b>Over Votes:</b>		3 60.00%	0 0.00%	0 0.00%	3 60.00%
<b>Under Votes:</b>					

Precincts		Voters		
Counted	Total	Percent	Ballots	Registered
0	57	0.00%	5	0
				0 0.00%

**STATE REPRESENTATIVE - DISTRICT 11, Vote For 1 Democratic**

DEM	DEB GARDNER	6 100.00%	0 0.00%	0 0.00%	6 100.00%
		6 40.00%	0 0.00%	0 0.00%	6 40.00%
<b>Cast Votes:</b>		0 0.00%	0 0.00%	0 0.00%	0 0.00%
<b>Over Votes:</b>		9 60.00%	0 0.00%	0 0.00%	9 60.00%
<b>Under Votes:</b>					

Precincts		Voters		
Counted	Total	Percent	Ballots	Registered
0	59	0.00%	15	0
				0 0.00%

# Cumulative Report — Unofficial Boulder County, Colorado — 2010 Boulder County Primary Election — August 10, 2010

Page 8 of 13

07/07/2010 04:29 PM

Total Number of Voters : 140 of 0 = 0.00%

Precincts Reporting 0 of 236 = 0.00%

<b>Party</b>	<b>Candidate</b>	<b>Absentee</b>	<b>Early</b>	<b>Election</b>	<b>Total</b>
REP	WES WHITELEY	6 100.00%	0 0.00%	0 0.00%	6 100.00%

## STATE REPRESENTATIVE - DISTRICT 11, Vote For 1 Republican

<b>Cast Votes:</b>	6 40.00%	0 0.00%	0 0.00%	0 0.00%	6 100.00%
<b>Over Votes:</b>	0 0.00%	0 0.00%	0 0.00%	0 0.00%	0 0.00%
<b>Under Votes:</b>	9 60.00%	0 0.00%	0 0.00%	0 0.00%	9 60.00%

Precincts		Voters		
Counted	Total	Percent	Ballots	Registered
0	59	0.00%	15	0
				0
				0
				0
				0

## STATE REPRESENTATIVE - DISTRICT 12, Vote For 1 Democratic

DEM	JAKE WILLIAMS	2 33.33%	0 0.00%	0 0.00%	2 33.33%
DEM	MATT JONES	4 66.67%	0 0.00%	0 0.00%	4 66.67%

<b>Cast Votes:</b>	6 60.00%	0 0.00%	0 0.00%	0 0.00%	6 60.00%
<b>Over Votes:</b>	2 20.00%	0 0.00%	0 0.00%	0 0.00%	2 20.00%
<b>Under Votes:</b>	2 20.00%	0 0.00%	0 0.00%	0 0.00%	2 20.00%

Precincts		Voters		
Counted	Total	Percent	Ballots	Registered
0	50	0.00%	10	0
				0
				0
				0
				0

## STATE REPRESENTATIVE - DISTRICT 12, Vote For 1 Republican

REP	JEFFREY ILSEMAN	4 100.00%	0 0.00%	0 0.00%	4 100.00%
		4 40.00%	0 0.00%	0 0.00%	4 40.00%
		0 0.00%	0 0.00%	0 0.00%	0 0.00%
		6 60.00%	0 0.00%	0 0.00%	6 60.00%

Precincts		Voters		
Counted	Total	Percent	Ballots	Registered
0	50	0.00%	10	0
				0
				0
				0
				0

## STATE REPRESENTATIVE - DISTRICT 13, Vote For 1 Democratic

DEM	CLAIRE LEVY	6 100.00%	0 0.00%	0 0.00%	6 100.00%
		6 40.00%	0 0.00%	0 0.00%	6 40.00%
		0 0.00%	0 0.00%	0 0.00%	0 0.00%
		9 60.00%	0 0.00%	0 0.00%	9 60.00%

Precincts		Voters		
Counted	Total	Percent	Ballots	Registered
0	54	0.00%	15	0
				0
				0
				0
				0

Total Number of Voters : 140 of 0 = 0.00%

Party	Candidate	Absentee	Early	Election	Total
-------	-----------	----------	-------	----------	-------

STATE REPRESENTATIVE - DISTRICT 13, Vote For 1 Republican

REP	ROBERT HOUESHELL	6 100.00%	0 0.00%	0 0.00%	6 100.00%
<b>Cast Votes:</b>		6 40.00%	0 0.00%	0 0.00%	6 40.00%
<b>Over Votes:</b>		0 0.00%	0 0.00%	0 0.00%	0 0.00%
<b>Under Votes:</b>		9 60.00%	0 0.00%	0 0.00%	9 60.00%

Precincts			Voters		
Counted	Total	Percent	Ballots	Registered	Percent
0	54	0.00%	15	0	0.00%

STATE REPRESENTATIVE - DISTRICT 33, Vote For 1 Democratic

DEM	DIANNE PRIMAVERA	4 100.00%	0 0.00%	0 0.00%	4 100.00%
<b>Cast Votes:</b>		4 40.00%	0 0.00%	0 0.00%	4 40.00%
<b>Over Votes:</b>		0 0.00%	0 0.00%	0 0.00%	0 0.00%
<b>Under Votes:</b>		6 60.00%	0 0.00%	0 0.00%	6 60.00%

Precincts			Voters		
Counted	Total	Percent	Ballots	Registered	Percent
0	14	0.00%	10	0	0.00%

STATE REPRESENTATIVE - DISTRICT 33, Vote For 1 Republican

REP	DONALD BEEZLEY	5 100.00%	0 0.00%	0 0.00%	5 100.00%
<b>Cast Votes:</b>		5 50.00%	0 0.00%	0 0.00%	5 50.00%
<b>Over Votes:</b>		0 0.00%	0 0.00%	0 0.00%	0 0.00%
<b>Under Votes:</b>		5 50.00%	0 0.00%	0 0.00%	5 50.00%

Precincts			Voters		
Counted	Total	Percent	Ballots	Registered	Percent
0	14	0.00%	10	0	0.00%

COUNTY COMMISSIONER, Vote For 1 Democratic

DEM	CINDY DOMENICO	22 100.00%	0 0.00%	0 0.00%	22 100.00%
<b>Cast Votes:</b>		22 40.00%	0 0.00%	0 0.00%	22 40.00%
<b>Over Votes:</b>		0 0.00%	0 0.00%	0 0.00%	0 0.00%
<b>Under Votes:</b>		33 60.00%	0 0.00%	0 0.00%	33 60.00%

Precincts			Voters		
Counted	Total	Percent	Ballots	Registered	Percent
0	234	0.00%	55	0	0.00%

# Cumulative Report — Unofficial Boulder County, Colorado — 2010 Boulder County Primary Election — August 10, 2010

07/07/2010 04:29 PM  
Precincts Reporting 0 of 236 = 0.00%

Total Number of Voters : 140 of 0 = 0.00%

<b>Party</b>	<b>Candidate</b>	<b>Absentee</b>	<b>Early</b>	<b>Election</b>	<b>Total</b>
--------------	------------------	-----------------	--------------	-----------------	--------------

COUNTY COMMISSIONER, Vote For 1 Republican

REP	DICK R. MURPHY	23 100.00%	0 0.00%	0 0.00%	23 100.00%
		23 41.82%	0 0.00%	0 0.00%	23 41.82%
		0 0.00%	0 0.00%	0 0.00%	0 0.00%
		32 58.18%	0 0.00%	0 0.00%	32 58.18%

**Cast Votes:**  
**Over Votes:**  
**Under Votes:**

Precincts		Voters		
Counted	Total	Percent	Ballots	Registered
0	234	0.00%	55	0
				0

COUNTY CLERK & RECORDER, Vote For 1 Democratic

DEM	HILLARY HALL	22 100.00%	0 0.00%	0 0.00%	22 100.00%
		22 40.00%	0 0.00%	0 0.00%	22 40.00%
		0 0.00%	0 0.00%	0 0.00%	0 0.00%
		33 60.00%	0 0.00%	0 0.00%	33 60.00%

**Cast Votes:**  
**Over Votes:**  
**Under Votes:**

Precincts		Voters		
Counted	Total	Percent	Ballots	Registered
0	234	0.00%	55	0
				0

COUNTY CLERK & RECORDER, Vote For 1 Republican

REP	DANIEL MARTIN	23 100.00%	0 0.00%	0 0.00%	23 100.00%
		23 41.82%	0 0.00%	0 0.00%	23 41.82%
		0 0.00%	0 0.00%	0 0.00%	0 0.00%
		32 58.18%	0 0.00%	0 0.00%	32 58.18%

**Cast Votes:**  
**Over Votes:**  
**Under Votes:**

Precincts		Voters		
Counted	Total	Percent	Ballots	Registered
0	234	0.00%	55	0
				0

COUNTY TREASURER, Vote For 1 Democratic

DEM	ROBERT S. HULLINGHORST	22 100.00%	0 0.00%	0 0.00%	22 100.00%
		22 40.00%	0 0.00%	0 0.00%	22 40.00%
		0 0.00%	0 0.00%	0 0.00%	0 0.00%
		33 60.00%	0 0.00%	0 0.00%	33 60.00%

**Cast Votes:**  
**Over Votes:**  
**Under Votes:**

Precincts		Voters		
Counted	Total	Percent	Ballots	Registered
0	234	0.00%	55	0
				0

Total Number of Voters : 140 of 0 = 0.00%

<b>Party</b>	<b>Candidate</b>	<b>Absentee</b>	<b>Early</b>	<b>Election</b>	<b>Total</b>
--------------	------------------	-----------------	--------------	-----------------	--------------

COUNTY TREASURER, Vote For 1 Republican

REP	MARTY NEILSON	23 100.00%	0 0.00%	0 0.00%	23 100.00%
		23 41.82%	0 0.00%	0 0.00%	23 41.82%
		0 0.00%	0 0.00%	0 0.00%	0 0.00%
		32 58.18%	0 0.00%	0 0.00%	32 58.18%

Cast Votes:  
 Over Votes:  
 Under Votes:

Precincts			Voters		
Counted	Total	Percent	Ballots	Registered	Percent
0	234	0.00%	55	0	0.00%

COUNTY ASSESSOR, Vote For 1 Democratic

DEM	JERRY ROBERTS	22 100.00%	0 0.00%	0 0.00%	22 100.00%
		22 40.00%	0 0.00%	0 0.00%	22 40.00%
		0 0.00%	0 0.00%	0 0.00%	0 0.00%
		33 60.00%	0 0.00%	0 0.00%	33 60.00%

Cast Votes:  
 Over Votes:  
 Under Votes:

Precincts			Voters		
Counted	Total	Percent	Ballots	Registered	Percent
0	234	0.00%	55	0	0.00%

COUNTY ASSESSOR, Vote For 1 Republican

REP	JOEL T. CHAMPION	23 100.00%	0 0.00%	0 0.00%	23 100.00%
		23 41.82%	0 0.00%	0 0.00%	23 41.82%
		0 0.00%	0 0.00%	0 0.00%	0 0.00%
		32 58.18%	0 0.00%	0 0.00%	32 58.18%

Cast Votes:  
 Over Votes:  
 Under Votes:

Precincts			Voters		
Counted	Total	Percent	Ballots	Registered	Percent
0	234	0.00%	55	0	0.00%

COUNTY SHERIFF, Vote For 1 Democratic

DEM	JOSEPH K. PELLE	22 100.00%	0 0.00%	0 0.00%	22 100.00%
		22 40.00%	0 0.00%	0 0.00%	22 40.00%
		0 0.00%	0 0.00%	0 0.00%	0 0.00%
		33 60.00%	0 0.00%	0 0.00%	33 60.00%

Cast Votes:  
 Over Votes:  
 Under Votes:

Precincts			Voters		
Counted	Total	Percent	Ballots	Registered	Percent
0	234	0.00%	55	0	0.00%

# Cumulative Report — Unofficial

## Boulder County, Colorado — 2010 Boulder County Primary Election — August 10, 2010

Page 12 of 13 07/07/2010 04:29 PM

Total Number of Voters : 140 of 0 = 0.00%

Precincts Reporting 0 of 236 = 0.00%

<b>Party</b>	<b>Candidate</b>	<b>Absentee</b>	<b>Early</b>	<b>Election</b>	<b>Total</b>

COUNTY SHERIFF, Vote For 1 Republican

No Candidate for Race

<b>Cast Votes:</b>	0	0.00%	0	0.00%	0	0.00%
	0	0.00%	0	0.00%	0	0.00%

Precincts			Voters		
Counted	Total	Percent	Ballots	Registered	Percent
0	234	0.00%	55	0	0.00%

COUNTY SURVEYOR, Vote For 1 Democratic

DEM ALAN GREENBERG  
DEM JASON EMERY

<b>Cast Votes:</b>	11	33.33%	0	0.00%	0	0.00%
	22	66.67%	0	0.00%	0	0.00%
<b>Over Votes:</b>	33	60.00%	0	0.00%	0	0.00%
<b>Under Votes:</b>	11	20.00%	0	0.00%	0	0.00%
	11	20.00%	0	0.00%	0	0.00%

Precincts			Voters		
Counted	Total	Percent	Ballots	Registered	Percent
0	234	0.00%	55	0	0.00%

COUNTY SURVEYOR, Vote For 1 Republican

No Candidate for Race

<b>Cast Votes:</b>	0	0.00%	0	0.00%	0	0.00%
	0	0.00%	0	0.00%	0	0.00%

Precincts			Voters		
Counted	Total	Percent	Ballots	Registered	Percent
0	234	0.00%	55	0	0.00%

COUNTY CORONER, Vote For 1 Democratic

No Candidate for Race

<b>Cast Votes:</b>	0	0.00%	0	0.00%	0	0.00%
	0	0.00%	0	0.00%	0	0.00%

Precincts			Voters		
Counted	Total	Percent	Ballots	Registered	Percent
0	234	0.00%	55	0	0.00%



**Cumulative Report — Unofficial  
 Boulder County, Colorado — 2010 Boulder County Primary Election — August 10, 2010**

07/07/2010 04:29 PM

Page 13 of 13

Total Number of Voters : 140 of 0 = 0.00%

Precincts Reporting 0 of 236 = 0.00%

Party	Candidate	Absentee	Early	Election	Total

COUNTY CORONER, Vote For 1 Republican

No Candidate for Race

0	0.00%	0	0.00%	0	0.00%	0	0.00%
0	0.00%	0	0.00%	0	0.00%	0	0.00%

Cast Votes:

Precincts		Voters	
Counted	Total	Ballots	Registered
0	234	55	0
		0.00%	0.00%

# County Test Deck

CONTEST	CANDIDATE	TOTALS
UNITED STATES SENATOR - DEM	ANDREW ROMANOFF	13
UNITED STATES SENATOR - DEM	MICHAEL F. BENNET	26
UNITED STATES SENATOR - DEM	Over	13
UNITED STATES SENATOR - DEM	Under	13
E TO THE US CONGRESS - DISTRICT 2 - DEM	JARED POLIS	18
E TO THE US CONGRESS - DISTRICT 2 - DEM	Under	27
E TO THE US CONGRESS - DISTRICT 4- DEM	BETSY MARKEY	8
E TO THE US CONGRESS - DISTRICT 4- DEM	Under	12
GOVERNOR- DEM	JOHN HICKENLOOPER	22
GOVERNOR- DEM	Under	33
SECRETARY OF STATE- DEM	BERNIE BUESCHER	22
SECRETARY OF STATE- DEM	Under	33
TREASURER- DEM	CARY KENNEDY	22
TREASURER- DEM	Under	33
ATTORNEY GENERAL- DEM	STAN GARNETT	22
ATTORNEY GENERAL- DEM	Under	33
ICATION-CONGRESSIONAL DISTRICT 2- DEM	ANGELIKA SCHROEDER	16
ICATION-CONGRESSIONAL DISTRICT 2- DEM	Under	24
UNIVERSITY OF COLORADO - AT LARGE- DEM	MELISSA HART	22
UNIVERSITY OF COLORADO - AT LARGE- DEM	Under	33
LORADO-CONGRESSIONAL DISTRICT 4- DEM	ROBERT "BC" BISHOP-COTNER	6
LORADO-CONGRESSIONAL DISTRICT 4- DEM	Under	9
STATE SENATE - DISTRICT 16- DEM	JEANNE NICHOLSON	6
STATE SENATE - DISTRICT 16- DEM	Under	9
STATE REPRESENTATIVE - DISTRICT 10- DEM	DICKEY LEE HULLINGHORST	2
STATE REPRESENTATIVE - DISTRICT 10- DEM	Under	3
STATE REPRESENTATIVE - DISTRICT 11- DEM	DEB GARDNER	6
STATE REPRESENTATIVE - DISTRICT 11- DEM	Under	9
STATE REPRESENTATIVE - DISTRICT 12- DEM	JAKE WILLIAMS	2
STATE REPRESENTATIVE - DISTRICT 12- DEM	MATT JONES	4
STATE REPRESENTATIVE - DISTRICT 12- DEM	Over	2
STATE REPRESENTATIVE - DISTRICT 12- DEM	Under	2
STATE REPRESENTATIVE - DISTRICT 13- DEM	CLAIRE LEVY	6
STATE REPRESENTATIVE - DISTRICT 13- DEM	Under	9
STATE REPRESENTATIVE - DISTRICT 33- DEM	DIANNE PRIMAVERA	4
STATE REPRESENTATIVE - DISTRICT 33- DEM	Under	6
County Commissioner- DEM	CINDY DOMENICO	22
County Commissioner- DEM	Under	33
County Clerk & Recorder- DEM	HILLARY HALL	22
County Clerk & Recorder- DEM	Under	33
County Treasurer- DEM	ROBERT S. HULLINGHORST	22
County Treasurer- DEM	Under	33
County Assessor- DEM	JERRY ROBERTS	22
County Assessor- DEM	Under	33
County Sheriff- DEM	JOSEPH K. PELLE	22
County Assessor - REP	Under	33
County Surveyor- DEM	ALAN GREENBERG	11
County Surveyor- DEM	JASON EMERY	22
County Surveyor- DEM	Over	11
County Surveyor- DEM	Under	11

*Patty Stahl July 8, 2010*  
*Capital Christi*

2010 Primary Election LAT

UNITED STATES SENATOR - REP	KEN BUCK	13	✓
UNITED STATES SENATOR - REP	JANE NORTON	24	✓
UNITED STATES SENATOR - REP	Over	14	✓
UNITED STATES SENATOR - REP	Under	14	✓
VE TO THE US CONGRESS - DISTRICT 2 - REP	STEPHEN BAILEY	9	✓
VE TO THE US CONGRESS - DISTRICT 2 - REP	BOB BRANCATO	17	✓
VE TO THE US CONGRESS - DISTRICT 2 - REP	Over	10	✓
VE TO THE US CONGRESS - DISTRICT 2 - REP	Under	9	✓
VE TO THE US CONGRESS - DISTRICT 4 - REP	CORY GARDNER	8	✓
VE TO THE US CONGRESS - DISTRICT 4 - REP	Under	12	✓
GOVERNOR - REP	DAN MAES	11	✓
GOVERNOR - REP	SCOTT MCINNIS	20	✓
GOVERNOR - REP	Over	12	✓
GOVERNOR - REP	Under	12	✓
SECRETARY OF STATE - REP	SCOTT GESSLER	22	✓
SECRETARY OF STATE - REP	Under	33	✓
TREASURER - REP	J J AMENT	11	✓
TREASURER - REP	WALKER STAPLETON	20	✓
TREASURER - REP	Over	12	✓
TREASURER - REP	Under	12	✓
ATTORNEY GENERAL - REP	JOHN SUTHERS	23	✓
ATTORNEY GENERAL - REP	Under	32	✓
ICATION-CONGRESSIONAL DISTRICT 2 - REP	KAYE FERRY	17	✓
ICATION-CONGRESSIONAL DISTRICT 2 - REP	Under	23	✓
IVERSITY OF COLORADO - AT LARGE - REP	STEVE BOSLEY	23	✓
IVERSITY OF COLORADO - AT LARGE - REP	Under	32	✓
LORADO-CONGRESSIONAL DISTRICT 4 - REP	SUE SHARKEY	6	✓
LORADO-CONGRESSIONAL DISTRICT 4 - REP	Under	9	✓
STATE SENATE - DISTRICT 16 - REP	TIM LEONARD	7	✓
STATE SENATE - DISTRICT 16 - REP	Under	8	✓
TATE REPRESENTATIVE - DISTRICT 10 - REP	DOROTHY ANN MARSHALL	2	✓
TATE REPRESENTATIVE - DISTRICT 10 - REP	Under	3	✓
TATE REPRESENTATIVE - DISTRICT 11 - REP	WES WHITELEY	6	✓
TATE REPRESENTATIVE - DISTRICT 11 - REP	Under	9	✓
TATE REPRESENTATIVE - DISTRICT 12 - REP	JEFFREY ILSEMAN	4	✓
TATE REPRESENTATIVE - DISTRICT 12 - REP	Under	6	✓
TATE REPRESENTATIVE - DISTRICT 13 - REP	ROBERT HOUDESHHELL	6	✓
TATE REPRESENTATIVE - DISTRICT 13 - REP	Under	9	✓
TATE REPRESENTATIVE - DISTRICT 33 - REP	DONALD BEEZLEY	5	✓
TATE REPRESENTATIVE - DISTRICT 33 - REP	Under	5	✓
County Commissioner - REP	DICK R. MURPHY	23	✓
County Commissioner - REP	Under	32	✓
County Clerk & Recorder - REP	DANIEL MARTIN	23	✓
County Clerk & Recorder - REP	Under	32	✓
County Treasurer - REP	MARTY NEILSON	23	✓
County Treasurer - REP	Under	32	✓
County Assessor - REP	JOEL T. CHAMPION	23	✓
County Assessor - REP	Under	32	✓
UNITED STATES SENATOR - LIB	MACLYN "MAC" STRINGER	2	✓
UNITED STATES SENATOR - LIB	JOHN FINGER	4	✓
UNITED STATES SENATOR - LIB	Over	2	✓
UNITED STATES SENATOR - LIB	Under	2	✓

2010 Primary Election LAT

GOVERNOR - LIB	DAN "KILO" SALLIS	1	✓
GOVERNOR - LIB	JAIMES BROWN	2	✓
GOVERNOR - LIB	Over	1	✓
GOVERNOR - LIB	Under	1	✓

OK

# County Test Deck Details

CONTEST	CANDIDATE	SET ID										TOTALS	
		CLIB	DEMA	REPB	REPA	REPC	DEMPC	DEMPC	DEMPC	DEMPC	DEMPC		
UNITED STATES SENATOR - DEM	ANDREW ROMANOFF	1	5								5	3	13
UNITED STATES SENATOR - DEM	MICHAEL F. BENNET	1	10								10	6	26
UNITED STATES SENATOR - DEM	Over		5								5	3	13
UNITED STATES SENATOR - DEM	Under		5								5	3	13
VE TO THE US CONGRESS - DISTRICT 2 - DEM	JARED POLIS	1	8								8	2	18
VE TO THE US CONGRESS - DISTRICT 2 - DEM	Under		12								12	3	27
VE TO THE US CONGRESS - DISTRICT 4 - DEM	BETSY MARKEY	1	2								2	4	8
VE TO THE US CONGRESS - DISTRICT 4 - DEM	Under		3								3	6	12
GOVERNOR - DEM	JOHN HICKENLOOPER	1	6								10	6	22
GOVERNOR - DEM	Under		9								15	9	33
SECRETARY OF STATE - DEM	BERNIE BUESCHER	1	6								10	6	22
SECRETARY OF STATE - DEM	Under		9								15	9	33
TREASURER - DEM	GARY KENNEDY	1	6								10	6	22
TREASURER - DEM	Under		9								15	9	33
ATTORNEY GENERAL - DEM	STAN GARNETT	1	6								10	6	22
ATTORNEY GENERAL - DEM	Under		9								15	9	33
JCATION-CONGRESSIONAL DISTRICT 2- DEM	ANGELIKA SCHROEDER	1	6								8	2	16
JCATION-CONGRESSIONAL DISTRICT 2- DEM	Under		9								12	3	24
UNIVERSITY OF COLORADO - AT LARGE- DEM	MELISSA HART	1	6								10	6	22
UNIVERSITY OF COLORADO - AT LARGE- DEM	Under		9								15	9	33
LORADO-CONGRESSIONAL DISTRICT 4- DEM	ROBERT "BO" BISHOP-COTNER	1	0								2	4	6
LORADO-CONGRESSIONAL DISTRICT 4- DEM	Under		0								3	6	9
STATE SENATE - DISTRICT 16- DEM	JEANNE NICHOLSON	1	2								4	0	6
STATE SENATE - DISTRICT 16- DEM	Under		3								6	0	9
STATE REPRESENTATIVE - DISTRICT 10- DEM	DICKEY LEE HULLINGHORST	1	2								0	0	2
STATE REPRESENTATIVE - DISTRICT 10- DEM	Under		3								0	0	3
STATE REPRESENTATIVE - DISTRICT 11- DEM	DEB GARDNER	1	2								4	0	6
STATE REPRESENTATIVE - DISTRICT 11- DEM	Under		3								6	0	9
STATE REPRESENTATIVE - DISTRICT 12- DEM	JAKE WILLIAMS	1	0								0	2	2
STATE REPRESENTATIVE - DISTRICT 12- DEM	MATT JONES	1	0								0	4	4
STATE REPRESENTATIVE - DISTRICT 12- DEM	Over		0								0	2	2
STATE REPRESENTATIVE - DISTRICT 12- DEM	Under		0								0	2	2
STATE REPRESENTATIVE - DISTRICT 13- DEM	CLAIRE LEVY	1	2								2	2	6
STATE REPRESENTATIVE - DISTRICT 13- DEM	Under		3								3	3	9
STATE REPRESENTATIVE - DISTRICT 33- DEM	DIANNE PRIMAVERA	1	0								4	0	4



2010 Primary Election LAT

JACATION-CONGRESSIONAL DISTRICT 2 - REP	KAYE FERRY	2			4	2	11		17
JACATION-CONGRESSIONAL DISTRICT 2 - REP	Under				6	3	14		23
NIVERSITY OF COLORADO - AT LARGE - REP	STEVE BOSLEY	2			6	6	11		23
NIVERSITY OF COLORADO - AT LARGE - REP	Under				9	9	14		32
ORADO-CONGRESSIONAL DISTRICT 4 - REP	SUE SHARKEY	2			2	4	0		6
ORADO-CONGRESSIONAL DISTRICT 4 - REP	Under				3	6	0		9
STATE SENATE - DISTRICT 16 - REP	TIM LEONARD	2			2	0	5		7
STATE SENATE - DISTRICT 16 - REP	Under				3	0	5		8
TATE REPRESENTATIVE - DISTRICT 10 - REP	DOROTHY ANN MARSHALL	2			0	0	2		2
TATE REPRESENTATIVE - DISTRICT 10 - REP	Under				0	0	3		3
TATE REPRESENTATIVE - DISTRICT 11 - REP	WES WHITELEY	2			4	0	2		6
TATE REPRESENTATIVE - DISTRICT 11 - REP	Under				6	0	3		9
TATE REPRESENTATIVE - DISTRICT 12 - REP	JEFFREY ILSEMAN	2			0	2	2		4
TATE REPRESENTATIVE - DISTRICT 12 - REP	Under				0	3	3		6
TATE REPRESENTATIVE - DISTRICT 13 - REP	ROBERT HOUDSHELL	2			2	2	2		6
TATE REPRESENTATIVE - DISTRICT 13 - REP	Under				3	3	3		9
TATE REPRESENTATIVE - DISTRICT 33 - REP	DONALD BEEZLEY	2			0	2	3		5
TATE REPRESENTATIVE - DISTRICT 33 - REP	Under				0	3	2		5
County Commissioner - REP	DICK R. MURPHY	2			6	6	11		23
County Commissioner - REP	Under				9	9	14		32
County Clerk & Recorder - REP	DANIEL MARTIN	2			6	6	11		23
County Clerk & Recorder - REP	Under				9	9	14		32
County Treasurer - REP	MARTY NEILSON	2			6	6	11		23
County Treasurer - REP	Under				9	9	14		32
County Assessor - REP	JOEL T. CHAMPION	2			6	6	11		23
County Assessor - REP	Under				9	9	14		32
UNITED STATES SENATOR - LIB	MACLYN "MAC" STRINGER	7	2						2
UNITED STATES SENATOR - LIB	JOHN FINGER	7	4						4
UNITED STATES SENATOR - LIB	Over		2						2
UNITED STATES SENATOR - LIB	Under		2						2
GOVERNOR - LIB	DAN "KILO" SALLIS	7	1						1
GOVERNOR - LIB	JAIMES BROWN	7	2						2
GOVERNOR - LIB	Over		1						1
GOVERNOR - LIB	Under		1						1



STAHN, Patricia <sup>FB</sup>

Contest:	UNITED STATES SENATOR Libertarian				
Option	Group 1	Group 2	Group 3	Total	Notes
MACLYN MAC STRINGER	<input checked="" type="checkbox"/> 01 02 03 04 05 06 07 08 09 10	11 12 13 14 15 16 17 18 19 20	21 22 23 24 25	2	10 Ballots
JOHN FINGER	<input checked="" type="checkbox"/> 01 <input checked="" type="checkbox"/> 02 <input checked="" type="checkbox"/> 03 04 05 06 07 08 09 10	11 12 13 14 15 16 17 18 19 20	21 22 23 24 25	4	
Over	<input checked="" type="checkbox"/> 01 02 03 04 05 06 07 08 09 10	11 12 13 14 15 16 17 18 19 20	21 22 23 24 25	2	
Under	<input checked="" type="checkbox"/> 01 02 03 04 05 06 07 08 09 10	11 12 13 14 15 16 17 18 19 20	21 22 23 24 25	2	
Group Totals					
			Grand Total	10	

Contest:	GOVERNOR Libertarian				
Option	Group 1	Group 2	Group 3	Total	Notes
DAN KILO SALLIS	<input checked="" type="checkbox"/> 01 02 03 04 05 06 07 08 09 10	11 12 13 14 15 16 17 18 19 20	21 22 23 24 25	1	5 Ballots
JAIMES BROWN	<input checked="" type="checkbox"/> 01 <input checked="" type="checkbox"/> 02 03 04 05 06 07 08 09 10	11 12 13 14 15 16 17 18 19 20	21 22 23 24 25	2	
Over	<input checked="" type="checkbox"/> 01 02 03 04 05 06 07 08 09 10	11 12 13 14 15 16 17 18 19 20	21 22 23 24 25	1	
Under	<input checked="" type="checkbox"/> 01 02 03 04 05 06 07 08 09 10	11 12 13 14 15 16 17 18 19 20	21 22 23 24 25	1	
Group Totals					
			Grand Total	5	

~~Ernie~~

Count entered #1

PS CC



Contest:	UNITED STATES SENATOR Democratic				
Option	Group 1	Group 2	Group 3	Total	Notes
ANDREW ROMANOFF	<del>01</del> <del>02</del> <del>03</del> <del>04</del> <del>05</del> 06 07 08 09 10	11 12 13 14 15 16 17 18 19 20	21 22 23 24 25	5	
MICHAEL F. BENNET	<del>01</del> <del>02</del> <del>03</del> <del>04</del> <del>05</del> <del>06</del> <del>07</del> <del>08</del> <del>09</del> <del>10</del>	11 12 13 14 15 16 17 18 19 20	21 22 23 24 25	10	
Over	<del>01</del> <del>02</del> <del>03</del> <del>04</del> <del>05</del> 06 07 08 09 10	11 12 13 14 15 16 17 18 19 20	21 22 23 24 25	5	
Under	<del>01</del> <del>02</del> <del>03</del> <del>04</del> <del>05</del> 06 07 08 09 10	11 12 13 14 15 16 17 18 19 20	21 22 23 24 25	5	
Group Totals					
			Grand Total	25	

Contest:	REPRESENTATIVE TO THE US CONGRESS - DISTRICT 2 Democratic				
Option	Group 1	Group 2	Group 3	Total	Notes
JARED POLIS	<del>01</del> <del>02</del> <del>03</del> <del>04</del> <del>05</del> <del>06</del> <del>07</del> <del>08</del> <del>09</del> <del>10</del>	11 12 13 14 15 16 17 18 19 20	21 22 23 24 25	8	
Over	01 02 03 04 05 06 07 08 09 10	11 12 13 14 15 16 17 18 19 20	21 22 23 24 25		
Under	<del>01</del> <del>02</del> <del>03</del> <del>04</del> <del>05</del> <del>06</del> <del>07</del> <del>08</del> <del>09</del> <del>10</del>	<del>11</del> <del>12</del> 13 14 15 16 17 18 19 20	21 22 23 24 25	12	
Group Totals					
			Grand Total	20	

Contest:	REPRESENTATIVE TO THE US CONGRESS - DISTRICT 4 Democratic				
Option	Group 1	Group 2	Group 3	Total	Notes
BETSY MARKEY	<del>01</del> <del>02</del> 03 04 05 06 07 08 09 10	11 12 13 14 15 16 17 18 19 20	21 22 23 24 25	2	
Under	<del>01</del> <del>02</del> <del>03</del> 04 05 06 07 08 09 10	11 12 13 14 15 16 17 18 19 20	21 22 23 24 25	3	
Group Totals					
			Grand Total	5	

Contest:	GOVERNOR Democratic				
Option	Group 1	Group 2	Group 3	Total	Notes
JOHN HICKENLOOPER	<del>01</del> <del>02</del> <del>03</del> <del>04</del> <del>05</del> <del>06</del> 07 08 09 10	11 12 13 14 15 16 17 18 19 20	21 22 23 24 25	6	
Under	<del>01</del> <del>02</del> <del>03</del> <del>04</del> <del>05</del> <del>06</del> <del>07</del> <del>08</del> <del>09</del> <del>10</del>	11 12 13 14 15 16 17 18 19 20	21 22 23 24 25	9	
Group Totals					
			Grand Total	15	

Contest:	SECRETARY OF STATE Democratic				
Option	Group 1	Group 2	Group 3	Total	Notes
BERNIE BUESCHER	<del>01</del> <del>02</del> <del>03</del> <del>04</del> <del>05</del> <del>06</del> <del>07</del> 08 09 10	11 12 13 14 15 16 17 18 19 20	21 22 23 24 25	6	
Under	<del>01</del> <del>02</del> <del>03</del> <del>04</del> <del>05</del> <del>06</del> <del>07</del> <del>08</del> <del>09</del> <del>10</del>	11 12 13 14 15 16 17 18 19 20	21 22 23 24 25	9	
Group Totals					
			Grand Total	15	

Contest:	TREASURER Democratic				
Option	Group 1	Group 2	Group 3	Total	Notes
CARY KENNEDY	<del>01</del> <del>02</del> <del>03</del> <del>04</del> <del>05</del> 06 07 08 09 10	11 12 13 14 15 16 17 18 19 20	21 22 23 24 25	6	
Under	<del>01</del> <del>02</del> <del>03</del> <del>04</del> <del>05</del> <del>06</del> <del>07</del> <del>08</del> <del>09</del> <del>10</del>	11 12 13 14 15 16 17 18 19 20	21 22 23 24 25	9	
Group Totals					
			Grand Total	15	

Entered  
Dem A

MA

Contest:	ATTORNEY GENERAL Democratic				
Option	Group 1	Group 2	Group 3	Total	Notes
STAN GARNETT	<del>01 02 03 04 05 06 07 08 09 10</del>	11 12 13 14 15 16 17 18 19 20	21 22 23 24 25	6	
Under	<del>01 02 03 04 05 06 07 08 09 10</del>	11 12 13 14 15 16 17 18 19 20	21 22 23 24 25	9	
Group Totals					
			Grand Total	15	

Contest:	STATE BOARD OF EDUCATION-CONG DIST 2 Democratic				
Option	Group 1	Group 2	Group 3	Total	Notes
ANGELIKA SCHROEDER	<del>01 02 03 04 05 06 07 08 09 10</del>	11 12 13 14 15 16 17 18 19 20	21 22 23 24 25	6	
Under	<del>01 02 03 04 05 06 07 08 09 10</del>	11 12 13 14 15 16 17 18 19 20	21 22 23 24 25	9	
Group Totals					
			Grand Total	15	

Contest:	REGENT OF THE UNIVERSITY OF COLORADO - AT LARGE Democratic				
Option	Group 1	Group 2	Group 3	Total	Notes
MELISSA HART	<del>01 02 03 04 05 06 07 08 09 10</del>	11 12 13 14 15 16 17 18 19 20	21 22 23 24 25	6	
Under	<del>01 02 03 04 05 06 07 08 09 10</del>	11 12 13 14 15 16 17 18 19 20	21 22 23 24 25	9	
Group Totals					
			Grand Total	15	

Contest:	REGENT OF THE UNIVERSITY OF COLORADO-CONG DIST 4 Democratic				
Option	Group 1	Group 2	Group 3	Total	Notes
ROBERT BC BISHOP-COTNER	<del>01 02 03 04 05 06 07 08 09 10</del>	11 12 13 14 15 16 17 18 19 20	21 22 23 24 25		
Under	01 02 03 04 05 06 07 08 09 10	11 12 13 14 15 16 17 18 19 20	21 22 23 24 25		
Group Totals					
			Grand Total		

Contest:	STATE SENATE - DISTRICT 16 Democratic				
Option	Group 1	Group 2	Group 3	Total	Notes
JEANNE NICHOLSON	<del>01 02 03 04 05 06 07 08 09 10</del>	11 12 13 14 15 16 17 18 19 20	21 22 23 24 25	2	
Under	<del>01 02 03 04 05 06 07 08 09 10</del>	11 12 13 14 15 16 17 18 19 20	21 22 23 24 25	3	
Group Totals					
			Grand Total	5	

Contest:	STATE REPRESENTATIVE - DISTRICT 10 Democratic				
Option	Group 1	Group 2	Group 3	Total	Notes
DICKEY LEE HULLINGHORST	<del>01 02 03 04 05 06 07 08 09 10</del>	11 12 13 14 15 16 17 18 19 20	21 22 23 24 25	2	
Under	<del>01 02 03 04 05 06 07 08 09 10</del>	11 12 13 14 15 16 17 18 19 20	21 22 23 24 25	3	
Group Totals					
			Grand Total	5	

Contest:	STATE REPRESENTATIVE - DISTRICT 11 Democratic				
Option	Group 1	Group 2	Group 3	Total	Notes
DEB GARDNER	<del>01</del> 02 03 04 05 06 07 08 09 10	11 12 13 14 15 16 17 18 19 20	21 22 23 24 25	2	
Under	<del>01</del> 02 03 04 05 06 07 08 09 10	11 12 13 14 15 16 17 18 19 20	21 22 23 24 25	3	
Group Totals					
			Grand Total	5	

Contest:	STATE REPRESENTATIVE - DISTRICT 12 Democratic				
Option	Group 1	Group 2	Group 3	Total	Notes
JAKE WILLIAMS	01 02 03 04 05 06 07 08 09 10	11 12 13 14 15 16 17 18 19 20	21 22 23 24 25		
MATT JONES	01 02 03 04 05 06 07 08 09 10	11 12 13 14 15 16 17 18 19 20	21 22 23 24 25		
Under	01 02 03 04 05 06 07 08 09 10	11 12 13 14 15 16 17 18 19 20	21 22 23 24 25		
Group Totals					
			Grand Total		

Contest:	STATE REPRESENTATIVE - DISTRICT 13 Democratic				
Option	Group 1	Group 2	Group 3	Total	Notes
CLAIRE LEVY	<del>01</del> 02 03 04 05 06 07 08 09 10	11 12 13 14 15 16 17 18 19 20	21 22 23 24 25	2	
Under	<del>01</del> 02 03 04 05 06 07 08 09 10	11 12 13 14 15 16 17 18 19 20	21 22 23 24 25	3	
Group Totals					
			Grand Total	5	

Contest:	STATE REPRESENTATIVE - DISTRICT 33 Democratic				
Option	Group 1	Group 2	Group 3	Total	Notes
DIANNE PRIMAVERA	01 02 03 04 05 06 07 08 09 10	11 12 13 14 15 16 17 18 19 20	21 22 23 24 25		
Under	01 02 03 04 05 06 07 08 09 10	11 12 13 14 15 16 17 18 19 20	21 22 23 24 25		
Group Totals					
			Grand Total		

Contest:	COUNTY COMMISSIONER Democratic				
Option	Group 1	Group 2	Group 3	Total	Notes
CINDY DOMENICO	<del>01</del> 02 03 04 05 06 07 08 09 10	11 12 13 14 15 16 17 18 19 20	21 22 23 24 25	6	
Under	<del>01</del> 02 03 04 05 06 07 08 09 10	11 12 13 14 15 16 17 18 19 20	21 22 23 24 25	9	
Group Totals					
			Grand Total	15	

Contest:	COUNTY CLERK - RECORDER Democratic				
Option	Group 1	Group 2	Group 3	Total	Notes
HILLARY HALL	<del>01</del> 02 03 04 05 06 07 08 09 10	11 12 13 14 15 16 17 18 19 20	21 22 23 24 25	6	
Under	<del>01</del> 02 03 04 05 06 07 08 09 10	11 12 13 14 15 16 17 18 19 20	21 22 23 24 25	9	
Group Totals					
			Grand Total	15	

2010 Primary Election LAT

Contest:	COUNTY TREASURER Democratic				
Option	Group 1	Group 2	Group 3	Total	Notes
ROBERT S. HULLINGHORST	<del>01 02 03 04 05 06 07 08 09 10</del>	11 12 13 14 15 16 17 18 19 20	21 22 23 24 25	6	
Under	<del>01 02 03 04 05 06 07 08 09 10</del>	11 12 13 14 15 16 17 18 19 20	21 22 23 24 25	9	
Group Totals					
			Grand Total	15	

Contest:	COUNTY ASSESSOR Democratic				
Option	Group 1	Group 2	Group 3	Total	Notes
JERRY ROBERTS	<del>01 02 03 04 05 06 07 08 09 10</del>	11 12 13 14 15 16 17 18 19 20	21 22 23 24 25	6	
Under	<del>01 02 03 04 05 06 07 08 09 10</del>	11 12 13 14 15 16 17 18 19 20	21 22 23 24 25	9	
Group Totals					
			Grand Total	15	

Contest:	COUNTY SHERIFF Democratic				
Option	Group 1	Group 2	Group 3	Total	Notes
JOSEPH K. PELLE	<del>01 02 03 04 05 06 07 08 09 10</del>	11 12 13 14 15 16 17 18 19 20	21 22 23 24 25	6	
Under	<del>01 02 03 04 05 06 07 08 09 10</del>	11 12 13 14 15 16 17 18 19 20	21 22 23 24 25	9	
Group Totals					
			Grand Total	15	

Contest:	COUNTY SURVEYOR Democratic				
Option	Group 1	Group 2	Group 3	Total	Notes
ALAN GREENBERG	<del>01 02 03 04 05 06 07 08 09 10</del>	11 12 13 14 15 16 17 18 19 20	21 22 23 24 25	3	
JASON EMERY	<del>01 02 03 04 05 06 07 08 09 10</del>	11 12 13 14 15 16 17 18 19 20	21 22 23 24 25	6	
Over	<del>01 02 03 04 05 06 07 08 09 10</del>	11 12 13 14 15 16 17 18 19 20	21 22 23 24 25	3	
Under	<del>01 02 03 04 05 06 07 08 09 10</del>	11 12 13 14 15 16 17 18 19 20	21 22 23 24 25	3	
Group Totals					
			Grand Total	15	

Contest:	UNITED STATES SENATOR Democratic				
Option	Group 1	Group 2	Group 3	Total	Notes
ANDREW ROMANOFF	01 02 03 04 05 06 07 08 09 10	11 12 13 14 15 16 17 18 19 20	21 22 23 24 25	5	
MICHAEL F. BENNET	01 02 03 04 05 06 07 08 09 10	11 12 13 14 15 16 17 18 19 20	21 22 23 24 25	10	
Over	01 02 03 04 05 06 07 08 09 10	11 12 13 14 15 16 17 18 19 20	21 22 23 24 25	5	
Under	01 02 03 04 05 06 07 08 09 10	11 12 13 14 15 16 17 18 19 20	21 22 23 24 25	5	
Group Totals					
			Grand Total	25	

Contest:	REPRESENTATIVE TO THE US CONGRESS - DISTRICT 2 Democratic				
Option	Group 1	Group 2	Group 3	Total	Notes
JARED POLIS	01 02 03 04 05 06 07 08 09 10	11 12 13 14 15 16 17 18 19 20	21 22 23 24 25	8	
Over	01 02 03 04 05 06 07 08 09 10	11 12 13 14 15 16 17 18 19 20	21 22 23 24 25		
Under	01 02 03 04 05 06 07 08 09 10	11 12 13 14 15 16 17 18 19 20	21 22 23 24 25	12	
Group Totals					
			Grand Total	20	

Contest:	REPRESENTATIVE TO THE US CONGRESS - DISTRICT 4 Democratic				
Option	Group 1	Group 2	Group 3	Total	Notes
BETSY MARKEY	01 02 03 04 05 06 07 08 09 10	11 12 13 14 15 16 17 18 19 20	21 22 23 24 25	2	
Under	01 02 03 04 05 06 07 08 09 10	11 12 13 14 15 16 17 18 19 20	21 22 23 24 25	3	
Group Totals					
			Grand Total	5	

Contest:	GOVERNOR Democratic				
Option	Group 1	Group 2	Group 3	Total	Notes
JOHN HICKENLOOPER	01 02 03 04 05 06 07 08 09 10	11 12 13 14 15 16 17 18 19 20	21 22 23 24 25	10	
Under	01 02 03 04 05 06 07 08 09 10	11 12 13 14 15 16 17 18 19 20	21 22 23 24 25	15	
Group Totals					
			Grand Total	25	

Contest:	SECRETARY OF STATE Democratic				
Option	Group 1	Group 2	Group 3	Total	Notes
BERNIE BUESCHER	01 02 03 04 05 06 07 08 09 10	11 12 13 14 15 16 17 18 19 20	21 22 23 24 25	10	
Under	01 02 03 04 05 06 07 08 09 10	11 12 13 14 15 16 17 18 19 20	21 22 23 24 25	15	
Group Totals					
			Grand Total	25	

Contest:	TREASURER Democratic				
Option	Group 1	Group 2	Group 3	Total	Notes
CARY KENNEDY	01 02 03 04 05 06 07 08 09 10	11 12 13 14 15 16 17 18 19 20	21 22 23 24 25	10	
Under	01 02 03 04 05 06 07 08 09 10	11 12 13 14 15 16 17 18 19 20	21 22 23 24 25	15	
Group Totals					
			Grand Total	25	

Entered  
Dem B

MA

2010 Primary Election LAT

Contest:	ATTORNEY GENERAL Democratic				
Option	Group 1	Group 2	Group 3	Total	Notes
STAN GARNETT	01 02 03 04 05 06 07 08 09 10	11 12 13 14 15 16 17 18 19 20	21 22 23 24 25	10	
Under	01 02 03 04 05 06 07 08 09 10	11 12 13 14 15 16 17 18 19 20	21 22 23 24 25	25	
Group Totals					
			Grand Total	25	

Contest:	STATE BOARD OF EDUCATION-CONG DIST 2 Democratic				
Option	Group 1	Group 2	Group 3	Total	Notes
ANGELIKA SCHROEDER	01 02 03 04 05 06 07 08 09 10	11 12 13 14 15 16 17 18 19 20	21 22 23 24 25	8	
Under	01 02 03 04 05 06 07 08 09 10	11 12 13 14 15 16 17 18 19 20	21 22 23 24 25	12	
Group Totals					
			Grand Total	20	

Contest:	REGENT OF THE UNIVERSITY OF COLORADO - AT LARGE Democratic				
Option	Group 1	Group 2	Group 3	Total	Notes
MELISSA HART	01 02 03 04 05 06 07 08 09 10	11 12 13 14 15 16 17 18 19 20	21 22 23 24 25	10	
Under	01 02 03 04 05 06 07 08 09 10	11 12 13 14 15 16 17 18 19 20	21 22 23 24 25	15	
Group Totals					
			Grand Total	25	

Contest:	REGENT OF THE UNIVERSITY OF COLORADO-CONG DIST 4 Democratic				
Option	Group 1	Group 2	Group 3	Total	Notes
ROBERT BC BISHOP-COTNER	01 02 03 04 05 06 07 08 09 10	11 12 13 14 15 16 17 18 19 20	21 22 23 24 25	2	
Under	01 02 03 04 05 06 07 08 09 10	11 12 13 14 15 16 17 18 19 20	21 22 23 24 25	3	
Group Totals					
			Grand Total	5	

Contest:	STATE SENATE - DISTRICT 16 Democratic				
Option	Group 1	Group 2	Group 3	Total	Notes
JEANNE NICHOLSON	01 02 03 04 05 06 07 08 09 10	11 12 13 14 15 16 17 18 19 20	21 22 23 24 25	4	
Under	01 02 03 04 05 06 07 08 09 10	11 12 13 14 15 16 17 18 19 20	21 22 23 24 25	6	
Group Totals					
			Grand Total	10	

Contest:	STATE REPRESENTATIVE - DISTRICT 10 Democratic				
Option	Group 1	Group 2	Group 3	Total	Notes
DICKEY LEE HULLINGHORST	01 02 03 04 05 06 07 08 09 10	11 12 13 14 15 16 17 18 19 20	21 22 23 24 25		
Under	01 02 03 04 05 06 07 08 09 10	11 12 13 14 15 16 17 18 19 20	21 22 23 24 25		
Group Totals					
			Grand Total		

Contest:	STATE REPRESENTATIVE - DISTRICT 11 Democratic				
Option	Group 1	Group 2	Group 3	Total	Notes
DEB GARDNER	<del>01 02 03 04</del> 05 06 07 08 09 10	11 12 13 14 15 16 17 18 19 20	21 22 23 24 25	4	
Under	<del>01 02 03 04 05 06</del> 07 08 09 10	11 12 13 14 15 16 17 18 19 20	21 22 23 24 25	6	
Group Totals					
			Grand Total	10	

Contest:	STATE REPRESENTATIVE - DISTRICT 12 Democratic				
Option	Group 1	Group 2	Group 3	Total	Notes
JAKE WILLIAMS	01 02 03 04 05 06 07 08 09 10	11 12 13 14 15 16 17 18 19 20	21 22 23 24 25		
MATT JONES	01 02 03 04 05 06 07 08 09 10	11 12 13 14 15 16 17 18 19 20	21 22 23 24 25		
Under	01 02 03 04 05 06 07 08 09 10	11 12 13 14 15 16 17 18 19 20	21 22 23 24 25		
Group Totals					
			Grand Total		

Contest:	STATE REPRESENTATIVE - DISTRICT 13 Democratic				
Option	Group 1	Group 2	Group 3	Total	Notes
CLAIRE LEVY	<del>01 02</del> 03 04 05 06 07 08 09 10	11 12 13 14 15 16 17 18 19 20	21 22 23 24 25	2	
Under	<del>01 02 03</del> 04 05 06 07 08 09 10	11 12 13 14 15 16 17 18 19 20	21 22 23 24 25	3	
Group Totals					
			Grand Total	5	

Contest:	STATE REPRESENTATIVE - DISTRICT 33 Democratic				
Option	Group 1	Group 2	Group 3	Total	Notes
DIANNE PRIMAVERA	<del>01 02 03 04</del> 05 06 07 08 09 10	11 12 13 14 15 16 17 18 19 20	21 22 23 24 25	4	
Under	<del>01 02 03 04 05 06</del> 07 08 09 10	11 12 13 14 15 16 17 18 19 20	21 22 23 24 25	6	
Group Totals					
			Grand Total	10	

Contest:	COUNTY COMMISSIONER Democratic				
Option	Group 1	Group 2	Group 3	Total	Notes
CINDY DOMENICO	<del>01 02 03 04 05 06 07 08 09 10</del>	11 12 13 14 15 16 17 18 19 20	21 22 23 24 25	10	
Under	<del>01 02 03 04 05 06 07 08 09 10</del>	<del>11 12 13 14 15</del> 16 17 18 19 20	21 22 23 24 25	15	
Group Totals					
			Grand Total	25	

Contest:	COUNTY CLERK - RECORDER Democratic				
Option	Group 1	Group 2	Group 3	Total	Notes
HILLARY HALL	<del>01 02 03 04 05 06 07 08 09 10</del>	11 12 13 14 15 16 17 18 19 20	21 22 23 24 25	10	
Under	<del>01 02 03 04 05 06 07 08 09 10</del>	<del>11 12 13 14 15</del> 16 17 18 19 20	21 22 23 24 25	15	
Group Totals					
			Grand Total	25	

2010 Primary Election LAT

Contest:	COUNTY TREASURER Democratic				
Option	Group 1	Group 2	Group 3	Total	Notes
ROBERT S. HULLINGHORST	01 02 03 04 05 06 07 08 09 10	11 12 13 14 15 16 17 18 19 20	21 22 23 24 25	10	
Under	01 02 03 04 05 06 07 08 09 10	11 12 13 14 15 16 17 18 19 20	21 22 23 24 25	15	
Group Totals					
			Grand Total	25	

Contest:	COUNTY ASSESSOR Democratic				
Option	Group 1	Group 2	Group 3	Total	Notes
JERRY ROBERTS	01 02 03 04 05 06 07 08 09 10	11 12 13 14 15 16 17 18 19 20	21 22 23 24 25	10	
Under	01 02 03 04 05 06 07 08 09 10	11 12 13 14 15 16 17 18 19 20	21 22 23 24 25	15	
Group Totals					
			Grand Total	25	

Contest:	COUNTY SHERIFF Democratic				
Option	Group 1	Group 2	Group 3	Total	Notes
JOSEPH K. PELLE	01 02 03 04 05 06 07 08 09 10	11 12 13 14 15 16 17 18 19 20	21 22 23 24 25	10	
Under	01 02 03 04 05 06 07 08 09 10	11 12 13 14 15 16 17 18 19 20	21 22 23 24 25	15	
Group Totals					
			Grand Total	25	

Contest:	COUNTY SURVEYOR Democratic				
Option	Group 1	Group 2	Group 3	Total	Notes
ALAN GREENBERG	01 02 03 04 05 06 07 08 09 10	11 12 13 14 15 16 17 18 19 20	21 22 23 24 25	5	
JASON EMERY	01 02 03 04 05 06 07 08 09 10	11 12 13 14 15 16 17 18 19 20	21 22 23 24 25	10	
Over	01 02 03 04 05 06 07 08 09 10	11 12 13 14 15 16 17 18 19 20	21 22 23 24 25	5	
Under	01 02 03 04 05 06 07 08 09 10	11 12 13 14 15 16 17 18 19 20	21 22 23 24 25	5	
Group Totals					
			Grand Total	25	



Contest:	UNITED STATES SENATOR Democratic				
Option	Group 1	Group 2	Group 3	Total	Notes
ANDREW ROMANOFF	<del>01</del> <del>02</del> <del>03</del> 04 05 06 07 08 09 10	11 12 13 14 15 16 17 18 19 20	21 22 23 24 25	3	
MICHAEL F. BENNET	<del>01</del> <del>02</del> <del>03</del> <del>04</del> <del>05</del> <del>06</del> 07 08 09 10	11 12 13 14 15 16 17 18 19 20	21 22 23 24 25	6	
Over	<del>01</del> <del>02</del> <del>03</del> 04 05 06 07 08 09 10	11 12 13 14 15 16 17 18 19 20	21 22 23 24 25	3	
Under	<del>01</del> <del>02</del> <del>03</del> 04 05 06 07 08 09 10	11 12 13 14 15 16 17 18 19 20	21 22 23 24 25	3	
Group Totals					
			Grand Total		

Contest:	REPRESENTATIVE TO THE US CONGRESS - DISTRICT 2 Democratic				
Option	Group 1	Group 2	Group 3	Total	Notes
JARED POLIS	<del>01</del> <del>02</del> 03 04 05 06 07 08 09 10	11 12 13 14 15 16 17 18 19 20	21 22 23 24 25	2	
Over	01 02 03 04 05 06 07 08 09 10	11 12 13 14 15 16 17 18 19 20	21 22 23 24 25		
Under	<del>01</del> <del>02</del> <del>03</del> 04 05 06 07 08 09 10	11 12 13 14 15 16 17 18 19 20	21 22 23 24 25	3	
Group Totals					
			Grand Total		

Contest:	REPRESENTATIVE TO THE US CONGRESS - DISTRICT 4 Democratic				
Option	Group 1	Group 2	Group 3	Total	Notes
BETSY MARKEY	<del>01</del> <del>02</del> <del>03</del> <del>04</del> 05 06 07 08 09 10	11 12 13 14 15 16 17 18 19 20	21 22 23 24 25	4	
Under	<del>01</del> <del>02</del> <del>03</del> <del>04</del> <del>05</del> <del>06</del> 07 08 09 10	11 12 13 14 15 16 17 18 19 20	21 22 23 24 25	6	
Group Totals					
			Grand Total		

Contest:	GOVERNOR Democratic				
Option	Group 1	Group 2	Group 3	Total	Notes
JOHN HICKENLOOPER	<del>01</del> <del>02</del> <del>03</del> <del>04</del> <del>05</del> <del>06</del> 07 08 09 10	11 12 13 14 15 16 17 18 19 20	21 22 23 24 25	6	
Under	<del>01</del> <del>02</del> <del>03</del> <del>04</del> <del>05</del> <del>06</del> <del>07</del> <del>08</del> 09 10	11 12 13 14 15 16 17 18 19 20	21 22 23 24 25	9	
Group Totals					
			Grand Total		

Contest:	SECRETARY OF STATE Democratic				
Option	Group 1	Group 2	Group 3	Total	Notes
BERNIE BUESCHER	<del>01</del> <del>02</del> <del>03</del> <del>04</del> <del>05</del> <del>06</del> 07 08 09 10	11 12 13 14 15 16 17 18 19 20	21 22 23 24 25	6	
Under	<del>01</del> <del>02</del> <del>03</del> <del>04</del> <del>05</del> <del>06</del> <del>07</del> <del>08</del> 09 10	11 12 13 14 15 16 17 18 19 20	21 22 23 24 25	9	
Group Totals					
			Grand Total		

Contest:	TREASURER Democratic				
Option	Group 1	Group 2	Group 3	Total	Notes
CARY KENNEDY	<del>01</del> <del>02</del> <del>03</del> <del>04</del> <del>05</del> <del>06</del> 07 08 09 10	11 12 13 14 15 16 17 18 19 20	21 22 23 24 25	6	
Under	<del>01</del> <del>02</del> <del>03</del> <del>04</del> <del>05</del> <del>06</del> <del>07</del> <del>08</del> 09 10	11 12 13 14 15 16 17 18 19 20	21 22 23 24 25	9	
Group Totals					
			Grand Total		

AF Entered  
DemC

Contest:	STATE REPRESENTATIVE - DISTRICT 11 Democratic				
Option	Group 1	Group 2	Group 3	Total	Notes
DEB GARDNER	01 02 03 04 05 06 07 08 09 10	11 12 13 14 15 16 17 18 19 20	21 22 23 24 25		
Under	01 02 03 04 05 06 07 08 09 10	11 12 13 14 15 16 17 18 19 20	21 22 23 24 25		
Group Totals					
			Grand Total		

Contest:	STATE REPRESENTATIVE - DISTRICT 12 Democratic				
Option	Group 1	Group 2	Group 3	Total	Notes
JAKE WILLIAMS	01 02 03 04 05 06 07 08 09 10	11 12 13 14 15 16 17 18 19 20	21 22 23 24 25	2	
MATT JONES	01 02 03 04 05 06 07 08 09 10	11 12 13 14 15 16 17 18 19 20	21 22 23 24 25	4	
Under	01 02 03 04 05 06 07 08 09 10	11 12 13 14 15 16 17 18 19 20	21 22 23 24 25	2	
Group Totals					
OVER	11		Grand Total	2	

Contest:	STATE REPRESENTATIVE - DISTRICT 13 Democratic				
Option	Group 1	Group 2	Group 3	Total	Notes
CLAIRE LEVY	01 02 03 04 05 06 07 08 09 10	11 12 13 14 15 16 17 18 19 20	21 22 23 24 25	2	
Under	01 02 03 04 05 06 07 08 09 10	11 12 13 14 15 16 17 18 19 20	21 22 23 24 25	3	
Group Totals					
			Grand Total		

Contest:	STATE REPRESENTATIVE - DISTRICT 33 Democratic				
Option	Group 1	Group 2	Group 3	Total	Notes
DIANNE PRIMAVERA	01 02 03 04 05 06 07 08 09 10	11 12 13 14 15 16 17 18 19 20	21 22 23 24 25		
Under	01 02 03 04 05 06 07 08 09 10	11 12 13 14 15 16 17 18 19 20	21 22 23 24 25		
Group Totals					
			Grand Total		

Contest:	COUNTY COMMISSIONER Democratic				
Option	Group 1	Group 2	Group 3	Total	Notes
CINDY DOMENICO	01 02 03 04 05 06 07 08 09 10	11 12 13 14 15 16 17 18 19 20	21 22 23 24 25	6	
Under	01 02 03 04 05 06 07 08 09 10	11 12 13 14 15 16 17 18 19 20	21 22 23 24 25	9	
Group Totals					
			Grand Total		

Contest:	COUNTY CLERK - RECORDER Democratic				
Option	Group 1	Group 2	Group 3	Total	Notes
HILLARY HALL	01 02 03 04 05 06 07 08 09 10	11 12 13 14 15 16 17 18 19 20	21 22 23 24 25	6	
Under	01 02 03 04 05 06 07 08 09 10	11 12 13 14 15 16 17 18 19 20	21 22 23 24 25	9	
Group Totals					
			Grand Total		

Contest: COUNTY TREASURER Democratic					
Option	Group 1	Group 2	Group 3	Total	Notes
ROBERT S. HULLINGHORST	01 02 03 04 05 06 07 08 09 10	11 12 13 14 15 16 17 18 19 20	21 22 23 24 25	6	
Under	01 02 03 04 05 06 07 08 09 10	11 12 13 14 15 16 17 18 19 20	21 22 23 24 25	9	
Group Totals					
			Grand Total		

Contest: COUNTY ASSESSOR Democratic					
Option	Group 1	Group 2	Group 3	Total	Notes
JERRY ROBERTS	01 02 03 04 05 06 07 08 09 10	11 12 13 14 15 16 17 18 19 20	21 22 23 24 25	6	
Under	01 02 03 04 05 06 07 08 09 10	11 12 13 14 15 16 17 18 19 20	21 22 23 24 25	9	
Group Totals					
			Grand Total		

Contest: COUNTY SHERIFF Democratic					
Option	Group 1	Group 2	Group 3	Total	Notes
JOSEPH K. PELLE	01 02 03 04 05 06 07 08 09 10	11 12 13 14 15 16 17 18 19 20	21 22 23 24 25	6	
Under	01 02 03 04 05 06 07 08 09 10	11 12 13 14 15 16 17 18 19 20	21 22 23 24 25	9	
Group Totals					
			Grand Total		

Contest: COUNTY SURVEYOR Democratic					
Option	Group 1	Group 2	Group 3	Total	Notes
ALAN GREENBERG	01 02 03 04 05 06 07 08 09 10	11 12 13 14 15 16 17 18 19 20	21 22 23 24 25	3	
JASON EMERY	01 02 03 04 05 06 07 08 09 10	11 12 13 14 15 16 17 18 19 20	21 22 23 24 25	6	
Over	01 02 03 04 05 06 07 08 09 10	11 12 13 14 15 16 17 18 19 20	21 22 23 24 25	3	
Under	01 02 03 04 05 06 07 08 09 10	11 12 13 14 15 16 17 18 19 20	21 22 23 24 25	3	
Group Totals					
			Grand Total		

Contest:	UNITED STATES SENATOR Republican				
Option:	Group 1	Group 2	Group 3	Total	Notes
KEN BUCK	<del>01</del> 02 03 04 05 06 07 08 09 10	11 12 13 14 15 16 17 18 19 20	21 22 23 24 25	2	
JANE NORTON	<del>01 02 03 04 05 06 07 08 09 10</del>	11 12 13 14 15 16 17 18 19 20	21 22 23 24 25	6	
Over	<del>01 02 03 04 05 06 07 08 09 10</del>	11 12 13 14 15 16 17 18 19 20	21 22 23 24 25	4	
Under	<del>01 02 03 04 05 06 07 08 09 10</del>	11 12 13 14 15 16 17 18 19 20	21 22 23 24 25	3	
Group Totals					
			Grand Total	25	

Contest:	REPRESENTATIVE TO THE US CONGRESS - DISTRICT 2 Republican				
Option	Group 1	Group 2	Group 3	Total	Notes
STEPHEN BAILEY	01 02 03 04 05 06 07 08 09 10	11 12 13 14 15 16 17 18 19 20	21 22 23 24 25		
BOB BRANCATO	<del>01</del> 02 03 04 05 06 07 08 09 10	11 12 13 14 15 16 17 18 19 20	21 22 23 24 25	2	
Over	<del>01 02 03 04 05 06 07 08 09 10</del>	11 12 13 14 15 16 17 18 19 20	21 22 23 24 25	2	
Under	<del>01 02 03 04 05 06 07 08 09 10</del>	11 12 13 14 15 16 17 18 19 20	21 22 23 24 25	1	
Group Totals					
			Grand Total	5	

Contest:	REPRESENTATIVE TO THE US CONGRESS - DISTRICT 4 Republican				
Option	Group 1	Group 2	Group 3	Total	Notes
CORY GARDNER	<del>01 02 03 04 05 06 07 08 09 10</del>	11 12 13 14 15 16 17 18 19 20	21 22 23 24 25	4	
Under	<del>01 02 03 04 05 06 07 08 09 10</del>	11 12 13 14 15 16 17 18 19 20	21 22 23 24 25	6	
Group Totals					
			Grand Total	10	

Contest:	GOVERNOR Republican				
Option	Group 1	Group 2	Group 3	Total	Notes
DAN MAES	<del>01</del> 02 03 04 05 06 07 08 09 10	11 12 13 14 15 16 17 18 19 20	21 22 23 24 25	2	
SCOTT MCINNIS	<del>01 02 03 04 05 06 07 08 09 10</del>	11 12 13 14 15 16 17 18 19 20	21 22 23 24 25	6	
Over	<del>01 02 03 04 05 06 07 08 09 10</del>	11 12 13 14 15 16 17 18 19 20	21 22 23 24 25	4	
Under	<del>01 02 03 04 05 06 07 08 09 10</del>	11 12 13 14 15 16 17 18 19 20	21 22 23 24 25	3	
Group Totals					
			Grand Total	15	

Contest:	SECRETARY OF STATE Democratic				
Option	Group 1	Group 2	Group 3	Total	Notes
BERNIE BUESCHER	01 02 03 04 05 06 07 08 09 10	11 12 13 14 15 16 17 18 19 20	21 22 23 24 25		
Under	01 02 03 04 05 06 07 08 09 10	11 12 13 14 15 16 17 18 19 20	21 22 23 24 25		
Group Totals					
			Grand Total		

*LJA Entered*

*RePA*

Contest:	SECRETARY OF STATE Republican				
Option	Group 1	Group 2	Group 3	Total	Notes
SCOTT GESSLER	<del>01 02 03 04 05 06 07 08 09 10</del>	11 12 13 14 15 16 17 18 19 20	21 22 23 24 25	6	
Under	<del>01 02 03 04 05 06 07 08 09 10</del>	11 12 13 14 15 16 17 18 19 20	21 22 23 24 25	9	
Group Totals					
			Grand Total	15	

Contest:	TREASURER Republican				
Option	Group 1	Group 2	Group 3	Total	Notes
J. J. AMENT	<del>01 02 03 04 05 06 07 08 09 10</del>	11 12 13 14 15 16 17 18 19 20	21 22 23 24 25	2	
WALKER STAPLETON	<del>01 02 03 04 05 06 07 08 09 10</del>	11 12 13 14 15 16 17 18 19 20	21 22 23 24 25	6	
Over	<del>01 02 03 04 05 06 07 08 09 10</del>	11 12 13 14 15 16 17 18 19 20	21 22 23 24 25	4	
Under	<del>01 02 03 04 05 06 07 08 09 10</del>	11 12 13 14 15 16 17 18 19 20	21 22 23 24 25	3	
Group Totals					
			Grand Total	15	

Contest:	ATTORNEY GENERAL Republican				
Option	Group 1	Group 2	Group 3	Total	Notes
JOHN SUTHERS	<del>01 02 03 04 05 06 07 08 09 10</del>	11 12 13 14 15 16 17 18 19 20	21 22 23 24 25	6	
Under	<del>01 02 03 04 05 06 07 08 09 10</del>	11 12 13 14 15 16 17 18 19 20	21 22 23 24 25	9	
Group Totals					
			Grand Total	15	

Contest:	STATE BOARD OF EDUCATION-CONG DIST 2 Republican				
Option	Group 1	Group 2	Group 3	Total	Notes
KAYE FERRY	<del>01 02 03 04 05 06 07 08 09 10</del>	11 12 13 14 15 16 17 18 19 20	21 22 23 24 25	2	
Under	<del>01 02 03 04 05 06 07 08 09 10</del>	11 12 13 14 15 16 17 18 19 20	21 22 23 24 25	3	
Group Totals					
			Grand Total		

Contest:	REGENT OF THE UNIVERSITY OF COLORADO - AT LARGE Republican				
Option	Group 1	Group 2	Group 3	Total	Notes
STEVE BOSLEY	<del>01 02 03 04 05 06 07 08 09 10</del>	11 12 13 14 15 16 17 18 19 20	21 22 23 24 25	6	
Under	<del>01 02 03 04 05 06 07 08 09 10</del>	11 12 13 14 15 16 17 18 19 20	21 22 23 24 25	9	
Group Totals					
			Grand Total	15	

Contest:	REGENT OF THE UNIVERSITY OF COLORADO-CONG DIST 4 Republican				
Option	Group 1	Group 2	Group 3	Total	Notes
SUE SHARKEY	<del>01 02 03 04 05 06 07 08 09 10</del>	11 12 13 14 15 16 17 18 19 20	21 22 23 24 25	4	
Under	<del>01 02 03 04 05 06 07 08 09 10</del>	11 12 13 14 15 16 17 18 19 20	21 22 23 24 25	6	
Group Totals					
			Grand Total	10	

2010 Primary Election LAT

Contest:	STATE SENATE - DISTRICT 16 Republican				
Option	Group 1	Group 2	Group 3	Total	Notes
TIM LEONARD	01 02 03 04 05 06 07 08 09 10	11 12 13 14 15 16 17 18 19 20	21 22 23 24 25		
Under	01 02 03 04 05 06 07 08 09 10	11 12 13 14 15 16 17 18 19 20	21 22 23 24 25		
Group Totals					
			Grand Total		

Contest:	STATE REPRESENTATIVE - DISTRICT 10 Republican				
Option	Group 1	Group 2	Group 3	Total	Notes
DOROTHY ANN MARSHALL	01 02 03 04 05 06 07 08 09 10	11 12 13 14 15 16 17 18 19 20	21 22 23 24 25		
Under	01 02 03 04 05 06 07 08 09 10	11 12 13 14 15 16 17 18 19 20	21 22 23 24 25		
Group Totals					
			Grand Total		

Contest:	STATE REPRESENTATIVE - DISTRICT 11 Republican				
Option	Group 1	Group 2	Group 3	Total	Notes
WES WHITELEY	01 02 03 04 05 06 07 08 09 10	11 12 13 14 15 16 17 18 19 20	21 22 23 24 25		
Under	01 02 03 04 05 06 07 08 09 10	11 12 13 14 15 16 17 18 19 20	21 22 23 24 25		
Group Totals					
			Grand Total		

Contest:	STATE REPRESENTATIVE - DISTRICT 12 Republican				
Option	Group 1	Group 2	Group 3	Total	Notes
JEFFREY ILSEMAN	<del>01</del> 02 03 04 05 06 07 08 09 10	11 12 13 14 15 16 17 18 19 20	21 22 23 24 25	2	
Under	<del>01</del> 02 03 04 05 06 07 08 09 10	11 12 13 14 15 16 17 18 19 20	21 22 23 24 25	3	
Group Totals					
			Grand Total	5	

Contest:	STATE REPRESENTATIVE - DISTRICT 13 Republican				
Option	Group 1	Group 2	Group 3	Total	Notes
ROBERT HOUDESHHELL	<del>01</del> 02 03 04 05 06 07 08 09 10	11 12 13 14 15 16 17 18 19 20	21 22 23 24 25	2	
Under	<del>01</del> 02 03 04 05 06 07 08 09 10	11 12 13 14 15 16 17 18 19 20	21 22 23 24 25	3	
Group Totals					
			Grand Total	5	

Contest:	STATE REPRESENTATIVE - DISTRICT 33 Republican				
Option	Group 1	Group 2	Group 3	Total	Notes
DONALD BEEZLEY	<del>01</del> 02 03 04 05 06 07 08 09 10	11 12 13 14 15 16 17 18 19 20	21 22 23 24 25	2	
Under	<del>01</del> 02 03 04 05 06 07 08 09 10	11 12 13 14 15 16 17 18 19 20	21 22 23 24 25	3	
Group Totals					
			Grand Total	5	

2010 Primary Election LAT

Contest:	COUNTY COMMISSIONER Republican				
Option	Group 1	Group 2	Group 3	Total	Notes
DICK R. MURPHY	01 02 03 04 05 06 07 08 09 10	11 12 13 14 15 16 17 18 19 20	21 22 23 24 25	6	
Under	01 02 03 04 05 06 07 08 09 10	11 12 13 14 15 16 17 18 19 20	21 22 23 24 25	9	
Group Totals					
			Grand Total	15	

Contest:	COUNTY CLERK - RECORDER Republican				
Option	Group 1	Group 2	Group 3	Total	Notes
DANIEL MARTIN	01 02 03 04 05 06 07 08 09 10	11 12 13 14 15 16 17 18 19 20	21 22 23 24 25	6	
Under	01 02 03 04 05 06 07 08 09 10	11 12 13 14 15 16 17 18 19 20	21 22 23 24 25	9	
Group Totals					
			Grand Total	15	

Contest:	COUNTY TREASURER Republican				
Option	Group 1	Group 2	Group 3	Total	Notes
MARTY NEILSON	01 02 03 04 05 06 07 08 09 10	11 12 13 14 15 16 17 18 19 20	21 22 23 24 25	6	
Under	01 02 03 04 05 06 07 08 09 10	11 12 13 14 15 16 17 18 19 20	21 22 23 24 25	9	
Group Totals					
			Grand Total	15	

Contest:	COUNTY ASSESSOR Republican				
Option	Group 1	Group 2	Group 3	Total	Notes
JOEL T. CHAMPION	01 02 03 04 05 06 07 08 09 10	11 12 13 14 15 16 17 18 19 20	21 22 23 24 25	6	
Under	01 02 03 04 05 06 07 08 09 10	11 12 13 14 15 16 17 18 19 20	21 22 23 24 25	9	
Group Totals					
			Grand Total	15	

KF

Contest:	UNITED STATES SENATOR Republican				
Option	Group 1	Group 2	Group 3	Total	Notes
KEN BUCK	01 02 03 04 05 06 07 08 09 10 2	11 12 13 14 15 16 17 18 19 20 2	21 22 23 24 25 1	5	
JANE NORTON	01 02 03 04 05 06 07 08 09 10 3	11 12 13 14 15 16 17 18 19 20 4	21 22 23 24 25 2	9	
Over	01 02 03 04 05 06 07 08 09 10 2	11 12 13 14 15 16 17 18 19 20 2	21 22 23 24 25 1	5	
Under	01 02 03 04 05 06 07 08 09 10 3	11 12 13 14 15 16 17 18 19 20 2	21 22 23 24 25 1	6	
Group Totals	10	10	5		
			Grand Total		

Contest:	REPRESENTATIVE TO THE US CONGRESS - DISTRICT 2 Republican				
Option	Group 1	Group 2	Group 3	Total	Notes
STEPHEN BAILEY	01 02 03 04 05 06 07 08 09 10 1	11 12 13 14 15 16 17 18 19 20 1	21 22 23 24 25 1	3	
BOB BRANCATO	01 02 03 04 05 06 07 08 09 10 2	11 12 13 14 15 16 17 18 19 20 2	21 22 23 24 25 2	6	
Over	01 02 03 04 05 06 07 08 09 10 1	11 12 13 14 15 16 17 18 19 20 1	21 22 23 24 25 1	3	
Under	01 02 03 04 05 06 07 08 09 10 1	11 12 13 14 15 16 17 18 19 20 1	21 22 23 24 25 1	3	
Group Totals	5	5	5		
			Grand Total		

Contest:	REPRESENTATIVE TO THE US CONGRESS - DISTRICT 4 Republican				
Option	Group 1	Group 2	Group 3	Total	Notes
CORY GARDNER	01 02 03 04 05 06 07 08 09 10 2	11 12 13 14 15 16 17 18 19 20 2	21 22 23 24 25	4	
Under	01 02 03 04 05 06 07 08 09 10 3	11 12 13 14 15 16 17 18 19 20 3	21 22 23 24 25	6	
Group Totals	5	5			
			Grand Total		

Contest:	GOVERNOR Republican				
Option	Group 1	Group 2	Group 3	Total	Notes
DAN MAES	01 02 03 04 05 06 07 08 09 10 2	11 12 13 14 15 16 17 18 19 20	21 22 23 24 25 1	3	
SCOTT MCINNIS	01 02 03 04 05 06 07 08 09 10 3	11 12 13 14 15 16 17 18 19 20	21 22 23 24 25 2	5	
Over	01 02 03 04 05 06 07 08 09 10 2	11 12 13 14 15 16 17 18 19 20	21 22 23 24 25 1	3	
Under	01 02 03 04 05 06 07 08 09 10 3	11 12 13 14 15 16 17 18 19 20	21 22 23 24 25 1	4	
Group Totals	10		5		
			Grand Total		

Contest:	SECRETARY OF STATE Democratic				
Option	Group 1	Group 2	Group 3	Total	Notes
BERNIE BUESCHER	01 02 03 04 05 06 07 08 09 10	11 12 13 14 15 16 17 18 19 20	21 22 23 24 25		
Under	01 02 03 04 05 06 07 08 09 10	11 12 13 14 15 16 17 18 19 20	21 22 23 24 25		
Group Totals					
			Grand Total		

*Entered  
Rep B*



Contest:	SECRETARY OF STATE Republican				
Option	Group 1	Group 2	Group 3	Total	Notes
SCOTT GESSLER	<del>01</del> <del>02</del> <del>03</del> <del>04</del> 05 06 07 08 09 10 4	11 12 13 14 15 16 17 18 19 20	<del>21</del> 22 23 24 25 1	5	
Under	<del>01</del> <del>02</del> <del>03</del> <del>04</del> <del>05</del> <del>06</del> 07 08 09 10 6	11 12 13 14 15 16 17 18 19 20	<del>21</del> <del>22</del> <del>23</del> <del>24</del> 25 4	10	
Group Totals	10		5		
			Grand Total		

Contest:	TREASURER Republican				
Option	Group 1	Group 2	Group 3	Total	Notes
J. J. AMENT	<del>01</del> <del>02</del> 03 04 05 06 07 08 09 10 2	11 12 13 14 15 16 17 18 19 20	<del>21</del> 22 23 24 25 1	3	
WALKER STAPLETON	<del>01</del> <del>02</del> <del>03</del> 04 05 06 07 08 09 10 3	11 12 13 14 15 16 17 18 19 20	<del>21</del> <del>22</del> 23 24 25 2	5	
Over	<del>01</del> <del>02</del> 03 04 05 06 07 08 09 10 2	11 12 13 14 15 16 17 18 19 20	<del>21</del> 22 23 24 25 1	3	
Under	<del>01</del> <del>02</del> <del>03</del> 04 05 06 07 08 09 10 3	11 12 13 14 15 16 17 18 19 20	<del>21</del> 22 23 24 25 1	4	
Group Totals	10		5		
			Grand Total		

Contest:	ATTORNEY GENERAL Republican				
Option	Group 1	Group 2	Group 3	Total	Notes
JOHN SUTHERS	<del>01</del> <del>02</del> <del>03</del> <del>04</del> 05 06 07 08 09 10 4	11 12 13 14 15 16 17 18 19 20	<del>21</del> <del>22</del> 23 24 25 2	6	
Under	<del>01</del> <del>02</del> <del>03</del> <del>04</del> <del>05</del> <del>06</del> 07 08 09 10 6	11 12 13 14 15 16 17 18 19 20	<del>21</del> <del>22</del> <del>23</del> 24 25 3	9	
Group Totals	10		5		
			Grand Total		

Contest:	STATE BOARD OF EDUCATION-CONG DIST 2 Republican				
Option	Group 1	Group 2	Group 3	Total	Notes
KAYE FERRY	<del>01</del> <del>02</del> 03 04 05 06 07 08 09 10 2	11 12 13 14 15 16 17 18 19 20	<del>21</del> <del>22</del> 23 24 25 2	4	
Under	<del>01</del> <del>02</del> <del>03</del> 04 05 06 07 08 09 10 3	11 12 13 14 15 16 17 18 19 20	<del>21</del> <del>22</del> <del>23</del> 24 25 3	6	
Group Totals	5		5		
			Grand Total		

Contest:	REGENT OF THE UNIVERSITY OF COLORADO - AT LARGE Republican				
Option	Group 1	Group 2	Group 3	Total	Notes
STEVE BOSLEY	<del>01</del> <del>02</del> <del>03</del> 04 05 06 07 08 09 10 4	11 12 13 14 15 16 17 18 19 20	<del>21</del> <del>22</del> 23 24 25 2	6	
Under	<del>01</del> <del>02</del> <del>03</del> <del>04</del> <del>05</del> <del>06</del> 07 08 09 10 6	11 12 13 14 15 16 17 18 19 20	<del>21</del> <del>22</del> <del>23</del> 24 25 3	9	
Group Totals	10		5		
			Grand Total		

Contest:	REGENT OF THE UNIVERSITY OF COLORADO-CONG DIST 4 Republican				
Option	Group 1	Group 2	Group 3	Total	Notes
SUE SHARKEY	<del>01</del> <del>02</del> 03 04 05 06 07 08 09 10 2	11 12 13 14 15 16 17 18 19 20	21 22 23 24 25	2	
Under	<del>01</del> <del>02</del> <del>03</del> 04 05 06 07 08 09 10 3	11 12 13 14 15 16 17 18 19 20	21 22 23 24 25	3	
Group Totals	5				
			Grand Total		

Contest:	STATE SENATE - DISTRICT 16 Republican				
Option	Group 1	Group 2	Group 3	Total	Notes
TIM LEONARD	<del>01</del> 02 03 04 05 06 07 08 09 10 2	11 12 13 14 15 16 17 18 19 20	21 22 23 24 25	2	
Under	<del>01</del> 02 03 04 05 06 07 08 09 10 3	11 12 13 14 15 16 17 18 19 20	21 22 23 24 25	3	
Group Totals	5				
			Grand Total		

Contest:	STATE REPRESENTATIVE - DISTRICT 10 Republican				
Option	Group 1	Group 2	Group 3	Total	Notes
DOROTHY ANN MARSHALL	01 02 03 04 05 06 07 08 09 10	11 12 13 14 15 16 17 18 19 20	21 22 23 24 25		
Under	01 02 03 04 05 06 07 08 09 10	11 12 13 14 15 16 17 18 19 20	21 22 23 24 25		
Group Totals					
			Grand Total		

Contest:	STATE REPRESENTATIVE - DISTRICT 11 Republican				
Option	Group 1	Group 2	Group 3	Total	Notes
WES WHITELEY	<del>01</del> 02 03 04 05 06 07 08 09 10 2	11 12 13 14 15 16 17 18 19 20	<del>21</del> 22 23 24 25 2	4	
Under	<del>01</del> 02 03 04 05 06 07 08 09 10 3	11 12 13 14 15 16 17 18 19 20	<del>21</del> 22 23 24 25 3	6	
Group Totals	5		5		
			Grand Total		

Contest:	STATE REPRESENTATIVE - DISTRICT 12 Republican				
Option	Group 1	Group 2	Group 3	Total	Notes
JEFFREY ILSEMAN	01 02 03 04 05 06 07 08 09 10	11 12 13 14 15 16 17 18 19 20	21 22 23 24 25		
Under	01 02 03 04 05 06 07 08 09 10	11 12 13 14 15 16 17 18 19 20	21 22 23 24 25		
Group Totals					
			Grand Total		

Contest:	STATE REPRESENTATIVE - DISTRICT 13 Republican				
Option	Group 1	Group 2	Group 3	Total	Notes
ROBERT HOUDESHHELL	<del>01</del> 02 03 04 05 06 07 08 09 10 2	11 12 13 14 15 16 17 18 19 20	21 22 23 24 25	2	
Under	<del>01</del> 02 03 04 05 06 07 08 09 10 3	11 12 13 14 15 16 17 18 19 20	21 22 23 24 25	3	
Group Totals	5				
			Grand Total		

Contest:	STATE REPRESENTATIVE - DISTRICT 33 Republican				
Option	Group 1	Group 2	Group 3	Total	Notes
DONALD BEEZLEY	01 02 03 04 05 06 07 08 09 10	11 12 13 14 15 16 17 18 19 20	21 22 23 24 25		
Under	01 02 03 04 05 06 07 08 09 10	11 12 13 14 15 16 17 18 19 20	21 22 23 24 25		
Group Totals					
			Grand Total		

2010 Primary Election LAT

Contest:	COUNTY COMMISSIONER Republican				
Option	Group 1	Group 2	Group 3	Total	Notes
DICK R. MURPHY	01 02 03 04 05 06 07 08 09 10 4	11 12 13 14 15 16 17 18 19 20	21 22 23 24 25 2	76	
Under	01 02 03 04 05 06 07 08 09 10 6	11 12 13 14 15 16 17 18 19 20	21 22 23 24 25 3	89	
Group Totals	10		5		
			Grand Total	10	

Contest:	COUNTY CLERK - RECORDER Republican				
Option	Group 1	Group 2	Group 3	Total	Notes
DANIEL MARTIN	01 02 03 04 05 06 07 08 09 10 4	11 12 13 14 15 16 17 18 19 20	21 22 23 24 25 2	76	
Under	01 02 03 04 05 06 07 08 09 10 6	11 12 13 14 15 16 17 18 19 20	21 22 23 24 25 3	89	
Group Totals	10		5		
			Grand Total	10	

Contest:	COUNTY TREASURER Republican				
Option	Group 1	Group 2	Group 3	Total	Notes
MARTY NEILSON	01 02 03 04 05 06 07 08 09 10 4	11 12 13 14 15 16 17 18 19 20	21 22 23 24 25 2	76	
Under	01 02 03 04 05 06 07 08 09 10 6	11 12 13 14 15 16 17 18 19 20	21 22 23 24 25 3	9	
Group Totals	10		5		
			Grand Total	10	

Contest:	COUNTY ASSESSOR Republican				
Option	Group 1	Group 2	Group 3	Total	Notes
JOEL T. CHAMPION	01 02 03 04 05 06 07 08 09 10 4	11 12 13 14 15 16 17 18 19 20	21 22 23 24 25 2	6	
Under	01 02 03 04 05 06 07 08 09 10 6	11 12 13 14 15 16 17 18 19 20	21 22 23 24 25 3	9	
Group Totals	10		5		
			Grand Total	10	

*Karin Scarpulla*

Contest:		UNITED STATES SENATOR Republican				
Option		Group 1	Group 2	Group 3	Total	Notes
KEN BUCK	3	<del>01</del> 02 03 04 05 06 07 08 09 10	<del>11</del> 12 13 14 15 16 17 18 19 20	<del>21</del> 22 23 24 25	6	
JANE NORTON	3	<del>01</del> 02 03 04 05 06 07 08 09 10	<del>11</del> 12 13 14 15 16 17 18 19 20	<del>21</del> 22 23 24 25	9	
Over	2	<del>01</del> 02 03 04 05 06 07 08 09 10	<del>11</del> 12 13 14 15 16 17 18 19 20	<del>21</del> 22 23 24 25	5	
Under	2	<del>01</del> 02 03 04 05 06 07 08 09 10	<del>11</del> 12 13 14 15 16 17 18 19 20	<del>21</del> 22 23 24 25	5	
Group Totals	10		10	5		
					Grand Total	25

Contest:		REPRESENTATIVE TO THE US CONGRESS - DISTRICT 2 Republican				
Option		Group 1	Group 2	Group 3	Total	Notes
STEPHEN BAILEY	3	<del>01</del> 02 03 04 05 06 07 08 09 10	<del>11</del> 12 13 14 15 16 17 18 19 20	<del>21</del> 22 23 24 25	6	
BOB BRANCATO	3	<del>01</del> 02 03 04 05 06 07 08 09 10	<del>11</del> 12 13 14 15 16 17 18 19 20	<del>21</del> 22 23 24 25	9	
Over	2	<del>01</del> 02 03 04 05 06 07 08 09 10	<del>11</del> 12 13 14 15 16 17 18 19 20	<del>21</del> 22 23 24 25	5	
Under	2	<del>01</del> 02 03 04 05 06 07 08 09 10	<del>11</del> 12 13 14 15 16 17 18 19 20	<del>21</del> 22 23 24 25	5	
Group Totals	10		10	5		
					Grand Total	25

Contest:		REPRESENTATIVE TO THE US CONGRESS - DISTRICT 4 Republican				
Option		Group 1	Group 2	Group 3	Total	Notes
CORY GARDNER		01 02 03 04 05 06 07 08 09 10	11 12 13 14 15 16 17 18 19 20	21 22 23 24 25		
Under		01 02 03 04 05 06 07 08 09 10	11 12 13 14 15 16 17 18 19 20	21 22 23 24 25		
Group Totals						
					Grand Total	

Contest:		GOVERNOR Republican				
Option		Group 1	Group 2	Group 3	Total	Notes
DAN MAES	3	<del>01</del> 02 03 04 05 06 07 08 09 10	<del>11</del> 12 13 14 15 16 17 18 19 20	<del>21</del> 22 23 24 25	4	
SCOTT MCINNIS	3	<del>01</del> 02 03 04 05 06 07 08 09 10	<del>11</del> 12 13 14 15 16 17 18 19 20	<del>21</del> 22 23 24 25	9	
Over	2	<del>01</del> 02 03 04 05 06 07 08 09 10	<del>11</del> 12 13 14 15 16 17 18 19 20	<del>21</del> 22 23 24 25	5	
Under	2	<del>01</del> 02 03 04 05 06 07 08 09 10	<del>11</del> 12 13 14 15 16 17 18 19 20	<del>21</del> 22 23 24 25	5	
Group Totals	10		10	5		
					Grand Total	25

Contest:		SECRETARY OF STATE Democratic				
Option		Group 1	Group 2	Group 3	Total	Notes
BERNIE BUESCHER		01 02 03 04 05 06 07 08 09 10	11 12 13 14 15 16 17 18 19 20	21 22 23 24 25		
Under		01 02 03 04 05 06 07 08 09 10	11 12 13 14 15 16 17 18 19 20	21 22 23 24 25		
Group Totals						
					Grand Total	

*Entered  
Eddie covered*

KS

Rep C

Contest:		SECRETARY OF STATE Republican				
Option		Group 1	Group 2	Group 3	Total	Notes
SCOTT GESSLER	5	01 02 03 04 05 06 07 08 09 10	11 12 13 14 15 16 17 18 19 20	21 22 23 24 25	2	11
Under	5	01 02 03 04 05 06 07 08 09 10	11 12 13 14 15 16 17 18 19 20	21 22 23 24 25	3	14
Group Totals	10		10	5		
					Grand Total	25

Contest:		TREASURER Republican				
Option		Group 1	Group 2	Group 3	Total	Notes
J. J. AMENT	3	01 02 03 04 05 06 07 08 09 10	11 12 13 14 15 16 17 18 19 20	21 22 23 24 25	1	6
WALKER STAPLETON	3	01 02 03 04 05 06 07 08 09 10	11 12 13 14 15 16 17 18 19 20	21 22 23 24 25	2	9
Over	2	01 02 03 04 05 06 07 08 09 10	11 12 13 14 15 16 17 18 19 20	21 22 23 24 25	1	5
Under	2	01 02 03 04 05 06 07 08 09 10	11 12 13 14 15 16 17 18 19 20	21 22 23 24 25	1	5
Group Totals	10		10	5		
					Grand Total	25

Contest:		ATTORNEY GENERAL Republican				
Option		Group 1	Group 2	Group 3	Total	Notes
JOHN SUTHERS	5	01 02 03 04 05 06 07 08 09 10	11 12 13 14 15 16 17 18 19 20	21 22 23 24 25	2	11
Under	5	01 02 03 04 05 06 07 08 09 10	11 12 13 14 15 16 17 18 19 20	21 22 23 24 25	3	14
Group Totals	10		10	5		
					Grand Total	25

Contest:		STATE BOARD OF EDUCATION-CONG DIST 2 Republican				
Option		Group 1	Group 2	Group 3	Total	Notes
KAYE FERRY	5	01 02 03 04 05 06 07 08 09 10	11 12 13 14 15 16 17 18 19 20	21 22 23 24 25	2	11
Under	5	01 02 03 04 05 06 07 08 09 10	11 12 13 14 15 16 17 18 19 20	21 22 23 24 25	3	14
Group Totals	10		10	5		
					Grand Total	25

Contest:		REGENT OF THE UNIVERSITY OF COLORADO - AT LARGE Republican				
Option		Group 1	Group 2	Group 3	Total	Notes
STEVE BOSLEY	5	01 02 03 04 05 06 07 08 09 10	11 12 13 14 15 16 17 18 19 20	21 22 23 24 25	2	11
Under	5	01 02 03 04 05 06 07 08 09 10	11 12 13 14 15 16 17 18 19 20	21 22 23 24 25	3	14
Group Totals	10		10	5		
					Grand Total	25

Contest:		REGENT OF THE UNIVERSITY OF COLORADO-CONG DIST 4 Republican				
Option		Group 1	Group 2	Group 3	Total	Notes
SUE SHARKEY		01 02 03 04 05 06 07 08 09 10	11 12 13 14 15 16 17 18 19 20	21 22 23 24 25		
Under		01 02 03 04 05 06 07 08 09 10	11 12 13 14 15 16 17 18 19 20	21 22 23 24 25		
Group Totals						
					Grand Total	

2010 Primary Election LAT

Contest:		STATE SENATE - DISTRICT 16 Republican				
Option		Group 1	Group 2	Group 3	Total	Notes
TIM LEONARD	5	<del>01 02 03 04 05 06 07 08 09 10</del>	11 12 13 14 15 16 17 18 19 20	21 22 23 24 25	5	
Under	5	<del>01 02 03 04 05 06 07 08 09 10</del>	11 12 13 14 15 16 17 18 19 20	21 22 23 24 25	5	
Group Totals	10					
					Grand Total	10

Contest:		STATE REPRESENTATIVE - DISTRICT 10 Republican				
Option		Group 1	Group 2	Group 3	Total	Notes
DOROTHY ANN MARSHALL		01 02 03 04 05 06 07 08 09 10	<del>11 12</del> 13 14 15 16 17 18 19 20	21 22 23 24 25	2	
Under		01 02 03 04 05 06 07 08 09 10	<del>11 12 13</del> 14 15 16 17 18 19 20	21 22 23 24 25	3	
Group Totals			5			
					Grand Total	5

Contest:		STATE REPRESENTATIVE - DISTRICT 11 Republican				
Option		Group 1	Group 2	Group 3	Total	Notes
WES WHITELEY	2	<del>01 02</del> 03 04 05 06 07 08 09 10	11 12 13 14 15 16 17 18 19 20	21 22 23 24 25	2	
Under	3	<del>01 02 03</del> 04 05 06 07 08 09 10	11 12 13 14 15 16 17 18 19 20	21 22 23 24 25	3	
Group Totals	5					
					Grand Total	5

Contest:		STATE REPRESENTATIVE - DISTRICT 12 Republican				
Option		Group 1	Group 2	Group 3	Total	Notes
JEFFREY ILSEMAN		01 02 03 04 05 06 07 08 09 10	<del>11 12</del> 13 14 15 16 17 18 19 20	21 22 23 24 25	2	
Under		01 02 03 04 05 06 07 08 09 10	<del>11 12 13</del> 14 15 16 17 18 19 20	21 22 23 24 25	3	
Group Totals			5			
					Grand Total	5

Contest:		STATE REPRESENTATIVE - DISTRICT 13 Republican				
Option		Group 1	Group 2	Group 3	Total	Notes
ROBERT HOUDESHHELL		01 02 03 04 05 06 07 08 09 10	11 12 13 14 15 16 17 18 19 20	<del>21 22</del> 23 24 25	2	
Under		01 02 03 04 05 06 07 08 09 10	11 12 13 14 15 16 17 18 19 20	<del>21 22 23</del> 24 25	3	
Group Totals				5		
					Grand Total	5

Contest:		STATE REPRESENTATIVE - DISTRICT 33 Republican				
Option		Group 1	Group 2	Group 3	Total	Notes
DONALD BEEZLEY	3	<del>01 02 03</del> 04 05 06 07 08 09 10	11 12 13 14 15 16 17 18 19 20	21 22 23 24 25	3	
Under	2	<del>01 02</del> 03 04 05 06 07 08 09 10	11 12 13 14 15 16 17 18 19 20	21 22 23 24 25	2	
Group Totals	5					
					Grand Total	5

2010 Primary Election LAT

Contest:		COUNTY COMMISSIONER Republican				
Option		Group 1	Group 2	Group 3	Total	Notes
DICK R. MURPHY	5	<del>01 02 03 04 05 06 07 08 09 10</del>	<del>11 12 13 14 15 16 17 18 19 20 4</del>	<del>21 22 23 24 25 2</del>	11	
Under	5	<del>01 02 03 04 05 06 07 08 09 10</del>	<del>11 12 13 14 15 16 17 18 19 20 6</del>	<del>21 22 23 24 25 3</del>	14	
Group Totals	10		10	5		
					Grand Total	25

Contest:		COUNTY CLERK - RECORDER Republican				
Option		Group 1	Group 2	Group 3	Total	Notes
DANIEL MARTIN	5	<del>01 02 03 04 05 06 07 08 09 10</del>	<del>11 12 13 14 15 16 17 18 19 20 4</del>	<del>21 22 23 24 25 2</del>	11	
Under	5	<del>01 02 03 04 05 06 07 08 09 10</del>	<del>11 12 13 14 15 16 17 18 19 20 6</del>	<del>21 22 23 24 25 3</del>	14	
Group Totals	10		10	5		
					Grand Total	25

Contest:		COUNTY TREASURER Republican				
Option		Group 1	Group 2	Group 3	Total	Notes
MARTY NEILSON	5	<del>01 02 03 04 05 06 07 08 09 10</del>	<del>11 12 13 14 15 16 17 18 19 20 4</del>	<del>21 22 23 24 25 2</del>	11	
Under	5	<del>01 02 03 04 05 06 07 08 09 10</del>	<del>11 12 13 14 15 16 17 18 19 20 6</del>	<del>21 22 23 24 25 3</del>	14	
Group Totals	10		10	5		
					Grand Total	25

Contest:		COUNTY ASSESSOR Republican				
Option		Group 1	Group 2	Group 3	Total	Notes
JOEL T. CHAMPION	5	<del>01 02 03 04 05 06 07 08 09 10</del>	<del>11 12 13 14 15 16 17 18 19 20 4</del>	<del>21 22 23 24 25 2</del>	11	
Under	5	<del>01 02 03 04 05 06 07 08 09 10</del>	<del>11 12 13 14 15 16 17 18 19 20 6</del>	<del>21 22 23 24 25 3</del>	14	
Group Totals	10		10	5		
					Grand Total	25

Total Number of Voters : 658 of 0 = 0.00%

Party	Candidate	Absentee	Early	Election	Total
-------	-----------	----------	-------	----------	-------

UNITED STATES SENATOR, Vote For 1 Democratic

DEM	ANDREW ROMANOFF	0	0.00%	0	0.00%	0	0.00%
DEM	MICHAEL F. BENNET ✓	0	0.00%	0	0.00%	0	0.00%
Cast Votes:		0	0.00%	0	0.00%	0	0.00%
Over Votes:		0	0.00%	0	0.00%	0	0.00%
Under Votes:		213	100.00%	0	0.00%	213	100.00%

UNITED STATES SENATOR, Vote For 1 Libertarian

LBR	MACLYN "MAC" STRINGER	0	0.00%	0	0.00%	0	0.00%
LBR	JOHN FINGER	0	0.00%	0	0.00%	0	0.00%
Cast Votes:		0	0.00%	0	0.00%	0	0.00%
Over Votes:		0	0.00%	0	0.00%	0	0.00%
Under Votes:		209	100.00%	0	0.00%	209	100.00%

UNITED STATES SENATOR, Vote For 1 Republican

REP	KEN BUCK	0	0.00%	0	0.00%	0	0.00%
REP	JANE NORTON	0	0.00%	0	0.00%	0	0.00%
Cast Votes:		0	0.00%	0	0.00%	0	0.00%
Over Votes:		0	0.00%	0	0.00%	0	0.00%
Under Votes:		236	100.00%	0	0.00%	236	100.00%

REPRESENTATIVE TO THE US CONGRESS - DISTRICT 2, Vote For 1 Democratic

DEM	JARED POLIS ✓	0	0.00%	0	0.00%	0	0.00%
Cast Votes:		0	0.00%	0	0.00%	0	0.00%
Over Votes:		0	0.00%	0	0.00%	0	0.00%
Under Votes:		158	100.00%	0	0.00%	158	100.00%

Precincts		Voters	
Counted	Total	Ballots	Registered
0	174	158	0
		0.00%	0.00%

*Cupel Christa*  
~~August 10~~ 7.7.2010



Total Number of Voters : 658 of 0 = 0.00% Precincts Reporting 0 of 236 = 0.00%

Party	Candidate	Absentee	Early	Election	Total
-------	-----------	----------	-------	----------	-------

**REPRESENTATIVE TO THE US CONGRESS - DISTRICT 2, Vote For 1 Republican**

REP	STEPHEN BAILEY	0	0.00%	0	0.00%	0	0.00%
REP	BOB BRANCATO	0	0.00%	0	0.00%	0	0.00%
<b>Cast Votes:</b>		0	0.00%	0	0.00%	0	0.00%
<b>Over Votes:</b>		0	0.00%	0	0.00%	0	0.00%
<b>Under Votes:</b>		174	100.00%	0	0.00%	174	100.00%

Precincts		Voters			
Counted	Total	Percent	Ballots	Registered	Percent
0	174	0.00%	174	0	0.00%

**REPRESENTATIVE TO THE US CONGRESS - DISTRICT 4, Vote For 1 Democratic**

DEM	BETSY MARKEY	0	0.00%	0	0.00%	0	0.00%
<b>Cast Votes:</b>		0	0.00%	0	0.00%	0	0.00%
<b>Over Votes:</b>		0	0.00%	0	0.00%	0	0.00%
<b>Under Votes:</b>		55	100.00%	0	0.00%	55	100.00%

Precincts		Voters			
Counted	Total	Percent	Ballots	Registered	Percent
0	62	0.00%	55	0	0.00%

**REPRESENTATIVE TO THE US CONGRESS - DISTRICT 4, Vote For 1 Republican**

REP	CORY GARDNER	0	0.00%	0	0.00%	0	0.00%
<b>Cast Votes:</b>		0	0.00%	0	0.00%	0	0.00%
<b>Over Votes:</b>		0	0.00%	0	0.00%	0	0.00%
<b>Under Votes:</b>		62	100.00%	0	0.00%	62	100.00%

Precincts		Voters			
Counted	Total	Percent	Ballots	Registered	Percent
0	62	0.00%	62	0	0.00%

**GOVERNOR, Vote For 1 Democratic**

DEM	JOHN HICKENLOOPER	0	0.00%	0	0.00%	0	0.00%
<b>Cast Votes:</b>		0	0.00%	0	0.00%	0	0.00%
<b>Over Votes:</b>		0	0.00%	0	0.00%	0	0.00%
<b>Under Votes:</b>		211	100.00%	0	0.00%	211	100.00%

Precincts		Voters			
Counted	Total	Percent	Ballots	Registered	Percent
0	234	0.00%	211	0	0.00%

Total Number of Voters : 658 of 0 = 0.00%

Party	Candidate	Absentee	Early	Election	Total
-------	-----------	----------	-------	----------	-------

**GOVERNOR, Vote For 1** Libertarian

LBR	DAN "KILO" SALLIS	0	0.00%	0	0.00%	0	0.00%
LBR	JAIMES BROWN	0	0.00%	0	0.00%	0	0.00%
<b>Cast Votes:</b>		0	0.00%	0	0.00%	0	0.00%
<b>Over Votes:</b>		0	0.00%	0	0.00%	0	0.00%
<b>Under Votes:</b>		207	100.00%	0	0.00%	207	100.00%

Precincts			Voters		
Counted	Total	Percent	Ballots	Registered	Percent
0	234	0.00%	207	0	0.00%

**GOVERNOR, Vote For 1** Republican

REP	DAN MAES	0	0.00%	0	0.00%	0	0.00%
REP	SCOTT MCINNIS	0	0.00%	0	0.00%	0	0.00%
<b>Cast Votes:</b>		0	0.00%	0	0.00%	0	0.00%
<b>Over Votes:</b>		0	0.00%	0	0.00%	0	0.00%
<b>Under Votes:</b>		234	100.00%	0	0.00%	234	100.00%

Precincts			Voters		
Counted	Total	Percent	Ballots	Registered	Percent
0	234	0.00%	234	0	0.00%

**SECRETARY OF STATE, Vote For 1** Democratic

DEM	BERNIE BUESCHER	0	0.00%	0	0.00%	0	0.00%
<b>Cast Votes:</b>		0	0.00%	0	0.00%	0	0.00%
<b>Over Votes:</b>		0	0.00%	0	0.00%	0	0.00%
<b>Under Votes:</b>		211	100.00%	0	0.00%	211	100.00%

Precincts			Voters		
Counted	Total	Percent	Ballots	Registered	Percent
0	234	0.00%	211	0	0.00%

# Cumulative Report — Official Boulder County, Colorado — 2010 Boulder County Primary Election — August 10, 2010

07/07/2010 04:34 PM

Page 4 of 13

Total Number of Voters : 658 of 0 = 0.00%

Precincts Reporting 0 of 236 = 0.00%

<b>Party</b>	<b>Candidate</b>	<b>Absentee</b>	<b>Early</b>	<b>Election</b>	<b>Total</b>
REP	SCOTT GESSLER	0	0	0	0

SECRETARY OF STATE, Vote For 1 Republican

REP	SCOTT GESSLER	0	0.00%	0	0.00%	0	0.00%
<b>Cast Votes:</b>		0	0.00%	0	0.00%	0	0.00%
<b>Over Votes:</b>		0	0.00%	0	0.00%	0	0.00%
<b>Under Votes:</b>		234	100.00%	0	0.00%	0	0.00%
		234	100.00%	0	0.00%	0	0.00%

Precincts			Voters		
Counted	Total	Percent	Ballots	Registered	Percent
0	234	0.00%	234	0	0.00%

TREASURER, Vote For 1 Democratic

DEM	CARY KENNEDY	0	0.00%	0	0.00%	0	0.00%
<b>Cast Votes:</b>		0	0.00%	0	0.00%	0	0.00%
<b>Over Votes:</b>		0	0.00%	0	0.00%	0	0.00%
<b>Under Votes:</b>		211	100.00%	0	0.00%	0	0.00%
		211	100.00%	0	0.00%	0	0.00%

Precincts			Voters		
Counted	Total	Percent	Ballots	Registered	Percent
0	234	0.00%	211	0	0.00%

TREASURER, Vote For 1 Republican

REP	J. J. AMENT	0	0.00%	0	0.00%	0	0.00%
REP	WALKER STAPLETON	0	0.00%	0	0.00%	0	0.00%
<b>Cast Votes:</b>		0	0.00%	0	0.00%	0	0.00%
<b>Over Votes:</b>		0	0.00%	0	0.00%	0	0.00%
<b>Under Votes:</b>		234	100.00%	0	0.00%	0	0.00%
		234	100.00%	0	0.00%	0	0.00%

Precincts			Voters		
Counted	Total	Percent	Ballots	Registered	Percent
0	234	0.00%	234	0	0.00%

ATTORNEY GENERAL, Vote For 1 Democratic

DEM	STAN GARNETT	0	0.00%	0	0.00%	0	0.00%
<b>Cast Votes:</b>		0	0.00%	0	0.00%	0	0.00%
<b>Over Votes:</b>		0	0.00%	0	0.00%	0	0.00%
<b>Under Votes:</b>		211	100.00%	0	0.00%	0	0.00%
		211	100.00%	0	0.00%	0	0.00%

Precincts			Voters		
Counted	Total	Percent	Ballots	Registered	Percent
0	234	0.00%	211	0	0.00%



# Cumulative Report — Official Boulder County, Colorado — 2010 Boulder County Primary Election — August 10, 2010

Total Number of Voters : 658 of 0 = 0.00% Precincts Reporting 0 of 236 = 0.00%

<b>Party</b>	<b>Candidate</b>	<b>Absentee</b>	<b>Early</b>	<b>Election</b>	<b>Total</b>
REP	STEVE BOSLEY	0	0	0	0

**REGENT OF THE UNIVERSITY OF COLORADO - AT LARGE, Vote For 1 Republican**

Cast Votes:	0	0.00%	0	0.00%	0	0.00%
Over Votes:	0	0.00%	0	0.00%	0	0.00%
Under Votes:	234	100.00%	0	0.00%	0	0.00%
	234	100.00%	0	0.00%	0	0.00%

Precincts			Voters		
Counted	Total	Percent	Ballots	Registered	Percent
0	234	0.00%	234	0	0.00%

**REGENT OF THE UNIVERSITY OF COLORADO-CONGRESSIONAL DISTRICT 4, Vote For 1 Democratic**

DEM	ROBERT "BC" BISHOP-COTNER	0	0.00%	0	0.00%	0	0.00%
Cast Votes:	0	0.00%	0	0.00%	0	0.00%	0
Over Votes:	0	0.00%	0	0.00%	0	0.00%	0
Under Votes:	54	100.00%	0	0.00%	0	0.00%	54

Precincts			Voters		
Counted	Total	Percent	Ballots	Registered	Percent
0	61	0.00%	54	0	0.00%

**REGENT OF THE UNIVERSITY OF COLORADO-CONGRESSIONAL DISTRICT 4, Vote For 1 Republican**

REP	SUE SHARKEY	0	0.00%	0	0.00%	0	0.00%
Cast Votes:	0	0.00%	0	0.00%	0	0.00%	0
Over Votes:	0	0.00%	0	0.00%	0	0.00%	0
Under Votes:	61	100.00%	0	0.00%	0	0.00%	61

Precincts			Voters		
Counted	Total	Percent	Ballots	Registered	Percent
0	61	0.00%	61	0	0.00%

**STATE SENATE - DISTRICT 16, Vote For 1 Democratic**

DEM	JEANNE NICHOLSON	0	0.00%	0	0.00%	0	0.00%
Cast Votes:	0	0.00%	0	0.00%	0	0.00%	0
Over Votes:	0	0.00%	0	0.00%	0	0.00%	0
Under Votes:	21	100.00%	0	0.00%	0	0.00%	21

Precincts			Voters		
Counted	Total	Percent	Ballots	Registered	Percent
0	27	0.00%	21	0	0.00%

Total Number of Voters : 658 of 0 = 0.00%

<b>Party</b>	<b>Candidate</b>	<b>Absentee</b>	<b>Early</b>	<b>Election</b>	<b>Total</b>

STATE SENATE - DISTRICT 16, Vote For 1 Republican

REP	TIM LEONARD	0	0.00%	0	0.00%	0	0.00%	0	0.00%
<b>Cast Votes:</b>		0	0.00%	0	0.00%	0	0.00%	0	0.00%
<b>Over Votes:</b>		0	0.00%	0	0.00%	0	0.00%	0	0.00%
<b>Under Votes:</b>		27	100.00%	0	0.00%	0	0.00%	0	0.00%
		27	100.00%	0	0.00%	0	0.00%	0	0.00%

Precincts		Voters			
Counted	Total	Percent	Ballots	Registered	Percent
0	27	0.00%	27	0	0.00%

STATE REPRESENTATIVE - DISTRICT 10, Vote For 1 Democratic

DEM	DICKEY LEE HULLINGHORST	0	0.00%	0	0.00%	0	0.00%	0	0.00%
<b>Cast Votes:</b>		0	0.00%	0	0.00%	0	0.00%	0	0.00%
<b>Over Votes:</b>		0	0.00%	0	0.00%	0	0.00%	0	0.00%
<b>Under Votes:</b>		54	100.00%	0	0.00%	0	0.00%	0	0.00%
		54	100.00%	0	0.00%	0	0.00%	0	0.00%

Precincts		Voters			
Counted	Total	Percent	Ballots	Registered	Percent
0	57	0.00%	54	0	0.00%

STATE REPRESENTATIVE - DISTRICT 10, Vote For 1 Republican

REP	DOROTHY ANN MARSHALL	0	0.00%	0	0.00%	0	0.00%	0	0.00%
<b>Cast Votes:</b>		0	0.00%	0	0.00%	0	0.00%	0	0.00%
<b>Over Votes:</b>		0	0.00%	0	0.00%	0	0.00%	0	0.00%
<b>Under Votes:</b>		57	100.00%	0	0.00%	0	0.00%	0	0.00%
		57	100.00%	0	0.00%	0	0.00%	0	0.00%

Precincts		Voters			
Counted	Total	Percent	Ballots	Registered	Percent
0	57	0.00%	57	0	0.00%

STATE REPRESENTATIVE - DISTRICT 11, Vote For 1 Democratic

DEM	DEB GARDNER	0	0.00%	0	0.00%	0	0.00%	0	0.00%
<b>Cast Votes:</b>		0	0.00%	0	0.00%	0	0.00%	0	0.00%
<b>Over Votes:</b>		0	0.00%	0	0.00%	0	0.00%	0	0.00%
<b>Under Votes:</b>		53	100.00%	0	0.00%	0	0.00%	0	0.00%
		53	100.00%	0	0.00%	0	0.00%	0	0.00%

Precincts		Voters			
Counted	Total	Percent	Ballots	Registered	Percent
0	59	0.00%	53	0	0.00%

# Cumulative Report — Official Boulder County, Colorado — 2010 Boulder County Primary Election — August 10, 2010

07/07/2010 04:34 PM

Page 8 of 13

Total Number of Voters : 658 of 0 = 0.00%

<b>Party</b>	<b>Candidate</b>	<b>Absentee</b>	<b>Early</b>	<b>Election</b>	<b>Total</b>
STATE REPRESENTATIVE - DISTRICT 11, Vote For 1	Republican				

REP	WES WHITELEY	0	0.00%	0	0.00%	0	0.00%	0	0.00%
<b>Cast Votes:</b>		0	0.00%	0	0.00%	0	0.00%	0	0.00%
<b>Over Votes:</b>		0	0.00%	0	0.00%	0	0.00%	0	0.00%
<b>Under Votes:</b>		59	100.00%	0	0.00%	0	0.00%	0	0.00%

Precincts		Voters			
Counted	Total	Percent	Ballots	Registered	Percent
0	59	0.00%	59	0	0.00%

**STATE REPRESENTATIVE - DISTRICT 12, Vote For 1**    Democratic

DEM	JAKE WILLIAMS	0	0.00%	0	0.00%	0	0.00%	0	0.00%
DEM	MATT JONES	0	0.00%	0	0.00%	0	0.00%	0	0.00%
<b>Cast Votes:</b>		0	0.00%	0	0.00%	0	0.00%	0	0.00%
<b>Over Votes:</b>		0	0.00%	0	0.00%	0	0.00%	0	0.00%
<b>Under Votes:</b>		47	100.00%	0	0.00%	0	0.00%	47	100.00%

Precincts		Voters			
Counted	Total	Percent	Ballots	Registered	Percent
0	50	0.00%	47	0	0.00%

**STATE REPRESENTATIVE - DISTRICT 12, Vote For 1**    Republican

REP	JEFFREY ILSEMAN	0	0.00%	0	0.00%	0	0.00%	0	0.00%
<b>Cast Votes:</b>		0	0.00%	0	0.00%	0	0.00%	0	0.00%
<b>Over Votes:</b>		0	0.00%	0	0.00%	0	0.00%	0	0.00%
<b>Under Votes:</b>		50	100.00%	0	0.00%	0	0.00%	50	100.00%

Precincts		Voters			
Counted	Total	Percent	Ballots	Registered	Percent
0	50	0.00%	50	0	0.00%

**STATE REPRESENTATIVE - DISTRICT 13, Vote For 1**    Democratic

DEM	CLAIRE LEVY	0	0.00%	0	0.00%	0	0.00%	0	0.00%
<b>Cast Votes:</b>		0	0.00%	0	0.00%	0	0.00%	0	0.00%
<b>Over Votes:</b>		0	0.00%	0	0.00%	0	0.00%	0	0.00%
<b>Under Votes:</b>		47	100.00%	0	0.00%	0	0.00%	47	100.00%

Precincts		Voters			
Counted	Total	Percent	Ballots	Registered	Percent
0	54	0.00%	47	0	0.00%





# Cumulative Report — Official Boulder County, Colorado — 2010 Boulder County Primary Election — August 10, 2010

Total Number of Voters : 658 of 0 = 0.00%

Precincts Reporting 0 of 236 = 0.00%

<b>Party</b>	<b>Candidate</b>	<b>Absentee</b>	<b>Early</b>	<b>Election</b>	<b>Total</b>

**COUNTY COMMISSIONER, Vote For 1** Republican

REP DICK R. MURPHY

<b>Cast Votes:</b>	0	0.00%	0	0.00%	0	0.00%
<b>Over Votes:</b>	0	0.00%	0	0.00%	0	0.00%
<b>Under Votes:</b>	234	100.00%	0	0.00%	0	0.00%
	234	100.00%	0	0.00%	0	0.00%

Precincts			Voters		
Counted	Total	Percent	Ballots	Registered	Percent
0	234	0.00%	234	0	0.00%

**COUNTY CLERK & RECORDER, Vote For 1** Democratic

DEM HILLARY HALL

<b>Cast Votes:</b>	0	0.00%	0	0.00%	0	0.00%
<b>Over Votes:</b>	0	0.00%	0	0.00%	0	0.00%
<b>Under Votes:</b>	211	100.00%	0	0.00%	0	0.00%
	211	100.00%	0	0.00%	0	0.00%

Precincts			Voters		
Counted	Total	Percent	Ballots	Registered	Percent
0	234	0.00%	211	0	0.00%

**COUNTY CLERK & RECORDER, Vote For 1** Republican

REP DANIEL MARTIN

<b>Cast Votes:</b>	0	0.00%	0	0.00%	0	0.00%
<b>Over Votes:</b>	0	0.00%	0	0.00%	0	0.00%
<b>Under Votes:</b>	234	100.00%	0	0.00%	0	0.00%
	234	100.00%	0	0.00%	0	0.00%

Precincts			Voters		
Counted	Total	Percent	Ballots	Registered	Percent
0	234	0.00%	234	0	0.00%

**COUNTY TREASURER, Vote For 1** Democratic

DEM ROBERT S. HULLINGHORST

<b>Cast Votes:</b>	0	0.00%	0	0.00%	0	0.00%
<b>Over Votes:</b>	0	0.00%	0	0.00%	0	0.00%
<b>Under Votes:</b>	211	100.00%	0	0.00%	0	0.00%
	211	100.00%	0	0.00%	0	0.00%

Precincts			Voters		
Counted	Total	Percent	Ballots	Registered	Percent
0	234	0.00%	211	0	0.00%

# Cumulative Report — Official Boulder County, Colorado — 2010 Boulder County Primary Election — August 10, 2010

07/07/2010 04:34 PM

Page 11 of 13

Precincts Reporting 0 of 236 = 0.00%

Total Number of Voters : 658 of 0 = 0.00%

<b>Party</b>	<b>Candidate</b>	<b>Absentee</b>	<b>Early</b>	<b>Election</b>	<b>Total</b>
REP	MARTY NEILSON	0	0	0	0

**COUNTY TREASURER, Vote For 1 Republican**

Party	Candidate	Precincts			Voters		
		Total	Percent	Ballots	Registered	Percent	Percent
REP	MARTY NEILSON	0	0.00%	0	0.00%	0	0.00%
<b>Cast Votes:</b>		0	0.00%	0	0.00%	0	0.00%
<b>Over Votes:</b>		0	0.00%	0	0.00%	0	0.00%
<b>Under Votes:</b>		234	100.00%	0	0.00%	0	0.00%
		234	100.00%	0	0.00%	0	0.00%
		234	100.00%	0	0.00%	0	0.00%

Precincts			Voters		
Counted	Total	Percent	Ballots	Registered	Percent
0	234	0.00%	234	0	0.00%

**COUNTY ASSESSOR, Vote For 1 Democratic**

Party	Candidate	Precincts			Voters		
		Total	Percent	Ballots	Registered	Percent	Percent
DEM	JERRY ROBERTS	0	0.00%	0	0.00%	0	0.00%
<b>Cast Votes:</b>		0	0.00%	0	0.00%	0	0.00%
<b>Over Votes:</b>		0	0.00%	0	0.00%	0	0.00%
<b>Under Votes:</b>		211	100.00%	0	0.00%	0	0.00%
		211	100.00%	0	0.00%	0	0.00%
		211	100.00%	0	0.00%	0	0.00%

Precincts			Voters		
Counted	Total	Percent	Ballots	Registered	Percent
0	234	0.00%	211	0	0.00%

**COUNTY ASSESSOR, Vote For 1 Republican**

Party	Candidate	Precincts			Voters		
		Total	Percent	Ballots	Registered	Percent	Percent
REP	JOEL T. CHAMPION	0	0.00%	0	0.00%	0	0.00%
<b>Cast Votes:</b>		0	0.00%	0	0.00%	0	0.00%
<b>Over Votes:</b>		0	0.00%	0	0.00%	0	0.00%
<b>Under Votes:</b>		234	100.00%	0	0.00%	0	0.00%
		234	100.00%	0	0.00%	0	0.00%
		234	100.00%	0	0.00%	0	0.00%

Precincts			Voters		
Counted	Total	Percent	Ballots	Registered	Percent
0	234	0.00%	234	0	0.00%

**COUNTY SHERIFF, Vote For 1 Democratic**

Party	Candidate	Precincts			Voters		
		Total	Percent	Ballots	Registered	Percent	Percent
DEM	JOSEPH K. PELLE	0	0.00%	0	0.00%	0	0.00%
<b>Cast Votes:</b>		0	0.00%	0	0.00%	0	0.00%
<b>Over Votes:</b>		0	0.00%	0	0.00%	0	0.00%
<b>Under Votes:</b>		211	100.00%	0	0.00%	0	0.00%
		211	100.00%	0	0.00%	0	0.00%
		211	100.00%	0	0.00%	0	0.00%

Precincts			Voters		
Counted	Total	Percent	Ballots	Registered	Percent
0	234	0.00%	211	0	0.00%

**Cumulative Report — Official  
Boulder County, Colorado — 2010 Boulder County Primary Election — August 10, 2010**

07/07/2010 04:34 PM

Page 12 of 13

Precincts Reporting 0 of 236 = 0.00%

Total Number of Voters : 658 of 0 = 0.00%

Party	Candidate	Absentee	Early	Election	Total

COUNTY SHERIFF, Vote For 1 Republican

No Candidate for Race

Cast Votes:	0	0.00%	0	0.00%	0	0.00%	0	0.00%
	0	0.00%	0	0.00%	0	0.00%	0	0.00%

Precincts			Voters		
Counted	Total	Percent	Ballots	Registered	Percent
0	234	0.00%	234	0	0.00%

COUNTY SURVEYOR, Vote For 1 Democratic

DEM ALAN GREENBERG  
DEM JASON EMERY

Cast Votes:	0	0.00%	0	0.00%	0	0.00%	0	0.00%
Over Votes:	0	0.00%	0	0.00%	0	0.00%	0	0.00%
Under Votes:	211	100.00%	0	0.00%	0	0.00%	211	100.00%

Precincts			Voters		
Counted	Total	Percent	Ballots	Registered	Percent
0	234	0.00%	211	0	0.00%

COUNTY SURVEYOR, Vote For 1 Republican

No Candidate for Race

Cast Votes:	0	0.00%	0	0.00%	0	0.00%	0	0.00%
	0	0.00%	0	0.00%	0	0.00%	0	0.00%

Precincts			Voters		
Counted	Total	Percent	Ballots	Registered	Percent
0	234	0.00%	234	0	0.00%

COUNTY CORONER, Vote For 1 Democratic

No Candidate for Race

Cast Votes:	0	0.00%	0	0.00%	0	0.00%	0	0.00%
	0	0.00%	0	0.00%	0	0.00%	0	0.00%

Precincts			Voters		
Counted	Total	Percent	Ballots	Registered	Percent
0	234	0.00%	211	0	0.00%

# Cumulative Report — Official Boulder County, Colorado — 2010 Boulder County Primary Election — August 10, 2010

07/07/2010 04:34 PM

Page 13 of 13

Total Number of Voters : 658 of 0 = 0.00%

Precincts Reporting 0 of 236 = 0.00%

Party	Candidate	Absentee	Early	Election	Total
-------	-----------	----------	-------	----------	-------

COUNTY CORONER, Vote For 1 Republican

No Candidate for Race

0	0.00%	0	0.00%	0	0.00%	0	0.00%
0	0.00%	0	0.00%	0	0.00%	0	0.00%

Cast Votes:

Precincts		Voters			
Counted	Total	Percent	Ballots	Registered	Percent
0	234	0.00%	234	0	0.00%

Total Number of Voters : 25 of 0 = 0.00%

Party	Candidate	Absentee	Early	Election	Total
-------	-----------	----------	-------	----------	-------

UNITED STATES SENATOR, Vote For 1 Democratic

DEM	ANDREW ROMANOFF	16	64.00%	0	0.00%	0	0.00%	16	64.00%
DEM	MICHAEL F. BENNET	9	36.00%	0	0.00%	0	0.00%	9	36.00%
<b>Cast Votes:</b>		25	100.00%	0	0.00%	0	0.00%	25	100.00%
<b>Over Votes:</b>		0	0.00%	0	0.00%	0	0.00%	0	0.00%
<b>Under Votes:</b>		0	0.00%	0	0.00%	0	0.00%	0	0.00%

UNITED STATES SENATOR, Vote For 1 Libertarian

LBR	MACLYN "MAC" STRINGER	0	0.00%	0	0.00%	0	0.00%	0	0.00%
LBR	JOHN FINGER	0	0.00%	0	0.00%	0	0.00%	0	0.00%
<b>Cast Votes:</b>		0	0.00%	0	0.00%	0	0.00%	0	0.00%
<b>Over Votes:</b>		0	0.00%	0	0.00%	0	0.00%	0	0.00%
<b>Under Votes:</b>		0	0.00%	0	0.00%	0	0.00%	0	0.00%

UNITED STATES SENATOR, Vote For 1 Republican

REP	KEN BUCK	0	0.00%	0	0.00%	0	0.00%	0	0.00%
REP	JANE NORTON	0	0.00%	0	0.00%	0	0.00%	0	0.00%
<b>Cast Votes:</b>		0	0.00%	0	0.00%	0	0.00%	0	0.00%
<b>Over Votes:</b>		0	0.00%	0	0.00%	0	0.00%	0	0.00%
<b>Under Votes:</b>		0	0.00%	0	0.00%	0	0.00%	0	0.00%

REPRESENTATIVE TO THE US CONGRESS - DISTRICT 2, Vote For 1 Democratic

DEM	JARED POLIS	18	100.00%	0	0.00%	0	0.00%	18	100.00%
<b>Cast Votes:</b>		18	100.00%	0	0.00%	0	0.00%	18	100.00%
<b>Over Votes:</b>		0	0.00%	0	0.00%	0	0.00%	0	0.00%
<b>Under Votes:</b>		0	0.00%	0	0.00%	0	0.00%	0	0.00%

Precincts		Voters	
Counted	Total	Ballots	Registered
0	174	18	0
		0.00%	0.00%

# Cumulative Report — Unofficial Boulder County, Colorado — 2010 Boulder County Primary Election — August 10, 2010

Total Number of Voters : 25 of 0 = 0.00%

Precincts Reporting 0 of 236 = 0.00%

Party	Candidate	Absentee	Early	Election	Total
-------	-----------	----------	-------	----------	-------

**REPRESENTATIVE TO THE US CONGRESS - DISTRICT 2, Vote For 1 Republican**

REP	STEPHEN BAILEY	0	0.00%	0	0.00%	0	0.00%	0	0.00%
REP	BOB BRANCATO	0	0.00%	0	0.00%	0	0.00%	0	0.00%

Cast Votes: 0 0.00%  
 Over Votes: 0 0.00%  
 Under Votes: 0 0.00%

Precincts			Voters		
Counted	Total	Percent	Ballots	Registered	Percent
0	174	0.00%	0	0	0.00%

**REPRESENTATIVE TO THE US CONGRESS - DISTRICT 4, Vote For 1 Democratic**

DEM	BETSY MARKEY	7	100.00%	0	0.00%	0	0.00%	7	100.00%
-----	--------------	---	---------	---	-------	---	-------	---	---------

Cast Votes: 7 100.00%  
 Over Votes: 0 0.00%  
 Under Votes: 0 0.00%

Precincts			Voters		
Counted	Total	Percent	Ballots	Registered	Percent
0	62	0.00%	7	0	0.00%

**REPRESENTATIVE TO THE US CONGRESS - DISTRICT 4, Vote For 1 Republican**

REP	CORY GARDNER	0	0.00%	0	0.00%	0	0.00%	0	0.00%
-----	--------------	---	-------	---	-------	---	-------	---	-------

Cast Votes: 0 0.00%  
 Over Votes: 0 0.00%  
 Under Votes: 0 0.00%

Precincts			Voters		
Counted	Total	Percent	Ballots	Registered	Percent
0	62	0.00%	0	0	0.00%

**GOVERNOR, Vote For 1 Democratic**

DEM	JOHN HICKENLOOPER	25	100.00%	0	0.00%	0	0.00%	25	100.00%
-----	-------------------	----	---------	---	-------	---	-------	----	---------

Cast Votes: 25 100.00%  
 Over Votes: 0 0.00%  
 Under Votes: 0 0.00%

Precincts			Voters		
Counted	Total	Percent	Ballots	Registered	Percent
0	234	0.00%	25	0	0.00%

Total Number of Voters : 25 of 0 = 0.00%

<b>Party</b>	<b>Candidate</b>	<b>Absentee</b>	<b>Early</b>	<b>Election</b>	<b>Total</b>
--------------	------------------	-----------------	--------------	-----------------	--------------

**GOVERNOR, Vote For 1**    Libertarian

LBR	DAN "KILO" SALLIS	0	0.00%	0	0.00%	0	0.00%
LBR	JAIMES BROWN	0	0.00%	0	0.00%	0	0.00%

Cast Votes: 0 0.00%  
 Over Votes: 0 0.00%  
 Under Votes: 0 0.00%

Precincts			Voters		
Counted	Total	Percent	Ballots	Registered	Percent
0	234	0.00%	0	0	0.00%

**GOVERNOR, Vote For 1**    Republican

REP	DAN MAES	0	0.00%	0	0.00%	0	0.00%
REP	SCOTT MCINNIS	0	0.00%	0	0.00%	0	0.00%

Cast Votes: 0 0.00%  
 Over Votes: 0 0.00%  
 Under Votes: 0 0.00%

Precincts			Voters		
Counted	Total	Percent	Ballots	Registered	Percent
0	234	0.00%	0	0	0.00%

**SECRETARY OF STATE, Vote For 1**    Democratic

DEM	BERNIE BUESCHER	25	100.00%	0	0.00%	25	100.00%
-----	-----------------	----	---------	---	-------	----	---------

Cast Votes: 25 100.00%  
 Over Votes: 0 0.00%  
 Under Votes: 0 0.00%

Precincts			Voters		
Counted	Total	Percent	Ballots	Registered	Percent
0	234	0.00%	25	0	0.00%

# Cumulative Report — Unofficial Boulder County, Colorado — 2010 Boulder County Primary Election — August 10, 2010

Total Number of Voters : 25 of 0 = 0.00%

Precincts Reporting 0 of 236 = 0.00%

<b>Party</b>	<b>Candidate</b>	<b>Absentee</b>	<b>Early</b>	<b>Election</b>	<b>Total</b>
REP	SCOTT GESSLER	0	0	0	0

SECRETARY OF STATE, Vote For 1 Republican

<b>REP</b>	SCOTT GESSLER	0	0.00%	0	0.00%	0	0.00%	0	0.00%
<b>Cast Votes:</b>		0	0.00%	0	0.00%	0	0.00%	0	0.00%
<b>Over Votes:</b>		0	0.00%	0	0.00%	0	0.00%	0	0.00%
<b>Under Votes:</b>		0	0.00%	0	0.00%	0	0.00%	0	0.00%

Precincts		Voters			
Counted	Total	Percent	Ballots	Registered	Percent
0	234	0.00%	0	0	0.00%

TREASURER, Vote For 1 Democratic

<b>DEM</b>	CARY KENNEDY	25	100.00%	0	0.00%	0	0.00%	25	100.00%
<b>Cast Votes:</b>		25	100.00%	0	0.00%	0	0.00%	25	100.00%
<b>Over Votes:</b>		0	0.00%	0	0.00%	0	0.00%	0	0.00%
<b>Under Votes:</b>		0	0.00%	0	0.00%	0	0.00%	0	0.00%

Precincts		Voters			
Counted	Total	Percent	Ballots	Registered	Percent
0	234	0.00%	25	0	0.00%

TREASURER, Vote For 1 Republican

<b>REP</b>	J. J. AMENT	0	0.00%	0	0.00%	0	0.00%	0	0.00%
<b>REP</b>	WALKER STAPLETON	0	0.00%	0	0.00%	0	0.00%	0	0.00%
<b>Cast Votes:</b>		0	0.00%	0	0.00%	0	0.00%	0	0.00%
<b>Over Votes:</b>		0	0.00%	0	0.00%	0	0.00%	0	0.00%
<b>Under Votes:</b>		0	0.00%	0	0.00%	0	0.00%	0	0.00%

Precincts		Voters			
Counted	Total	Percent	Ballots	Registered	Percent
0	234	0.00%	0	0	0.00%

ATTORNEY GENERAL, Vote For 1 Democratic

<b>DEM</b>	STAN GARNETT	25	100.00%	0	0.00%	0	0.00%	25	100.00%
<b>Cast Votes:</b>		25	100.00%	0	0.00%	0	0.00%	25	100.00%
<b>Over Votes:</b>		0	0.00%	0	0.00%	0	0.00%	0	0.00%
<b>Under Votes:</b>		0	0.00%	0	0.00%	0	0.00%	0	0.00%

Precincts		Voters			
Counted	Total	Percent	Ballots	Registered	Percent
0	234	0.00%	25	0	0.00%



# Cumulative Report — Unofficial Boulder County, Colorado — 2010 Boulder County Primary Election — August 10, 2010

07/07/2010 03:30 PM

Page 5 of 13

Total Number of Voters : 25 of 0 = 0.00%

Precincts Reporting 0 of 236 = 0.00%

<b>Party</b>	<b>Candidate</b>	<b>Absentee</b>	<b>Early</b>	<b>Election</b>	<b>Total</b>
REP	JOHN SUTHERS	0	0	0	0

ATTORNEY GENERAL, Vote For 1 Republican

REP	JOHN SUTHERS	0	0.00%	0	0.00%	0	0.00%	0	0.00%
<b>Cast Votes:</b>		0	0.00%	0	0.00%	0	0.00%	0	0.00%
<b>Over Votes:</b>		0	0.00%	0	0.00%	0	0.00%	0	0.00%
<b>Under Votes:</b>		0	0.00%	0	0.00%	0	0.00%	0	0.00%

Precincts			Voters		
Counted	Total	Percent	Ballots	Registered	Percent
0	234	0.00%	0	0	0.00%

## STATE BOARD OF EDUCATION-CONGRESSIONAL DISTRICT 2, Vote For 1 Democratic

DEM	ANGELIKA SCHROEDER	18	100.00%	0	0.00%	18	100.00%
<b>Cast Votes:</b>		18	100.00%	0	0.00%	18	100.00%
<b>Over Votes:</b>		0	0.00%	0	0.00%	0	0.00%
<b>Under Votes:</b>		0	0.00%	0	0.00%	0	0.00%

Precincts			Voters		
Counted	Total	Percent	Ballots	Registered	Percent
0	173	0.00%	18	0	0.00%

## STATE BOARD OF EDUCATION-CONGRESSIONAL DISTRICT 2, Vote For 1 Republican

REP	KAYE FERRY	0	0.00%	0	0.00%	0	0.00%
<b>Cast Votes:</b>		0	0.00%	0	0.00%	0	0.00%
<b>Over Votes:</b>		0	0.00%	0	0.00%	0	0.00%
<b>Under Votes:</b>		0	0.00%	0	0.00%	0	0.00%

Precincts			Voters		
Counted	Total	Percent	Ballots	Registered	Percent
0	173	0.00%	0	0	0.00%

## REGENT OF THE UNIVERSITY OF COLORADO - AT LARGE, Vote For 1 Democratic

DEM	MELISSA HART	24	100.00%	0	0.00%	24	100.00%
<b>Cast Votes:</b>		24	100.00%	0	0.00%	24	100.00%
<b>Over Votes:</b>		0	0.00%	0	0.00%	0	0.00%
<b>Under Votes:</b>		1	4.00%	0	0.00%	1	4.00%

Precincts			Voters		
Counted	Total	Percent	Ballots	Registered	Percent
0	234	0.00%	25	0	0.00%

Total Number of Voters : 25 of 0 = 0.00%

Party	Candidate	Absentee	Early	Election	Total
-------	-----------	----------	-------	----------	-------

REGENT OF THE UNIVERSITY OF COLORADO - AT LARGE, Vote For 1 Republican

Party	Candidate	Precincts			Voters		
		Total	Percent	Ballots	Registered	Percent	Percent
REP	STEVE BOSLEY	0	0.00%	0	0.00%	0	0.00%
Cast Votes:		0	0.00%	0	0.00%	0	0.00%
Over Votes:		0	0.00%	0	0.00%	0	0.00%
Under Votes:		0	0.00%	0	0.00%	0	0.00%

Precincts		Voters		
Counted	Total	Percent	Ballots	Registered
0	234	0.00%	0	0

REGENT OF THE UNIVERSITY OF COLORADO-CONGRESSIONAL DISTRICT 4, Vote For 1 Democratic

DEM	ROBERT "BC" BISHOP-COTNER	7	100.00%	0	0.00%	0	0.00%	7	100.00%
Cast Votes:		7	100.00%	0	0.00%	0	0.00%	7	100.00%
Over Votes:		0	0.00%	0	0.00%	0	0.00%	0	0.00%
Under Votes:		0	0.00%	0	0.00%	0	0.00%	0	0.00%

Precincts		Voters		
Counted	Total	Percent	Ballots	Registered
0	61	0.00%	7	0

REGENT OF THE UNIVERSITY OF COLORADO-CONGRESSIONAL DISTRICT 4, Vote For 1 Republican

REP	SUE SHARKEY	0	0.00%	0	0.00%	0	0.00%	0	0.00%
Cast Votes:		0	0.00%	0	0.00%	0	0.00%	0	0.00%
Over Votes:		0	0.00%	0	0.00%	0	0.00%	0	0.00%
Under Votes:		0	0.00%	0	0.00%	0	0.00%	0	0.00%

Precincts		Voters		
Counted	Total	Percent	Ballots	Registered
0	61	0.00%	0	0

STATE SENATE - DISTRICT 16, Vote For 1 Democratic

DEM	JEANNE NICHOLSON	5	100.00%	0	0.00%	0	0.00%	5	100.00%
Cast Votes:		5	83.33%	0	0.00%	0	0.00%	5	83.33%
Over Votes:		0	0.00%	0	0.00%	0	0.00%	0	0.00%
Under Votes:		1	16.67%	0	0.00%	0	0.00%	1	16.67%

Precincts		Voters		
Counted	Total	Percent	Ballots	Registered
0	27	0.00%	6	0

Total Number of Voters : 25 of 0 = 0.00% Precincts Reporting 0 of 236 = 0.00%

Party	Candidate	Absentee	Early	Election	Total
REP	TIM LEONARD	0	0	0	0

**STATE SENATE - DISTRICT 16, Vote For 1 Republican**

Party	Candidate	Precincts			Voters		
		Total	Percent	Ballots	Registered	Percent	Percent
REP	TIM LEONARD	0	0.00%	0	0.00%	0	0.00%
Cast Votes:		0	0.00%	0	0.00%	0	0.00%
Over Votes:		0	0.00%	0	0.00%	0	0.00%
Under Votes:		0	0.00%	0	0.00%	0	0.00%

Precincts			Voters		
Counted	Total	Percent	Ballots	Registered	Percent
0	27	0.00%	0	0	0.00%

**STATE REPRESENTATIVE - DISTRICT 10, Vote For 1 Democratic**

Party	Candidate	Precincts			Voters		
		Total	Percent	Ballots	Registered	Percent	Percent
DEM	DICKEY LEE HULLINGHORST	3	100.00%	0	0.00%	0	0.00%
Cast Votes:		3	100.00%	0	0.00%	0	0.00%
Over Votes:		0	0.00%	0	0.00%	0	0.00%
Under Votes:		0	0.00%	0	0.00%	0	0.00%

Precincts			Voters		
Counted	Total	Percent	Ballots	Registered	Percent
0	57	0.00%	3	0	0.00%

**STATE REPRESENTATIVE - DISTRICT 10, Vote For 1 Republican**

Party	Candidate	Precincts			Voters		
		Total	Percent	Ballots	Registered	Percent	Percent
REP	DOROTHY ANN MARSHALL	0	0.00%	0	0.00%	0	0.00%
Cast Votes:		0	0.00%	0	0.00%	0	0.00%
Over Votes:		0	0.00%	0	0.00%	0	0.00%
Under Votes:		0	0.00%	0	0.00%	0	0.00%

Precincts			Voters		
Counted	Total	Percent	Ballots	Registered	Percent
0	57	0.00%	0	0	0.00%

**STATE REPRESENTATIVE - DISTRICT 11, Vote For 1 Democratic**

Party	Candidate	Precincts			Voters		
		Total	Percent	Ballots	Registered	Percent	Percent
DEM	DEB GARDNER	6	100.00%	0	0.00%	0	0.00%
Cast Votes:		6	100.00%	0	0.00%	0	0.00%
Over Votes:		0	0.00%	0	0.00%	0	0.00%
Under Votes:		0	0.00%	0	0.00%	0	0.00%

Precincts			Voters		
Counted	Total	Percent	Ballots	Registered	Percent
0	59	0.00%	6	0	0.00%

# Cumulative Report — Unofficial Boulder County, Colorado — 2010 Boulder County Primary Election — August 10, 2010

07/07/2010 03:30 PM

Page 8 of 13

Total Number of Voters : 25 of 0 = 0.00%

Precincts Reporting 0 of 236 = 0.00%

<b>Party</b>	<b>Candidate</b>	<b>Absentee</b>	<b>Early</b>	<b>Election</b>	<b>Total</b>
REP	WES WHITELEY	0	0	0	0

**STATE REPRESENTATIVE - DISTRICT 11, Vote For 1 Republican**

Cast Votes:	0	0.00%	0	0.00%	0	0.00%	0	0.00%
Over Votes:	0	0.00%	0	0.00%	0	0.00%	0	0.00%
Under Votes:	0	0.00%	0	0.00%	0	0.00%	0	0.00%

Precincts			Voters		
Counted	Total	Percent	Ballots	Registered	Percent
0	59	0.00%	0	0	0.00%

**STATE REPRESENTATIVE - DISTRICT 12, Vote For 1 Democratic**

DEM	JAKE WILLIAMS	4	80.00%	0	0.00%	0	0.00%	4	80.00%
DEM	MATT JONES	1	20.00%	0	0.00%	0	0.00%	1	20.00%
		5	100.00%	0	0.00%	0	0.00%	5	100.00%
Cast Votes:		0	0.00%	0	0.00%	0	0.00%	0	0.00%
Over Votes:		0	0.00%	0	0.00%	0	0.00%	0	0.00%
Under Votes:		0	0.00%	0	0.00%	0	0.00%	0	0.00%

Precincts			Voters		
Counted	Total	Percent	Ballots	Registered	Percent
0	50	0.00%	5	0	0.00%

**STATE REPRESENTATIVE - DISTRICT 12, Vote For 1 Republican**

REP	JEFFREY ILSEMAN	0	0.00%	0	0.00%	0	0.00%	0	0.00%
		0	0.00%	0	0.00%	0	0.00%	0	0.00%
Cast Votes:		0	0.00%	0	0.00%	0	0.00%	0	0.00%
Over Votes:		0	0.00%	0	0.00%	0	0.00%	0	0.00%
Under Votes:		0	0.00%	0	0.00%	0	0.00%	0	0.00%

Precincts			Voters		
Counted	Total	Percent	Ballots	Registered	Percent
0	50	0.00%	0	0	0.00%

**STATE REPRESENTATIVE - DISTRICT 13, Vote For 1 Democratic**

DEM	CLAIRE LEVY	7	100.00%	0	0.00%	0	0.00%	7	100.00%
		7	100.00%	0	0.00%	0	0.00%	7	100.00%
Cast Votes:		0	0.00%	0	0.00%	0	0.00%	0	0.00%
Over Votes:		0	0.00%	0	0.00%	0	0.00%	0	0.00%
Under Votes:		0	0.00%	0	0.00%	0	0.00%	0	0.00%

Precincts			Voters		
Counted	Total	Percent	Ballots	Registered	Percent
0	54	0.00%	7	0	0.00%

# Cumulative Report — Unofficial Boulder County, Colorado — 2010 Boulder County Primary Election — August 10, 2010

07/07/2010 03:30 PM

Page 9 of 13

Total Number of Voters : 25 of 0 = 0.00%

Precincts Reporting 0 of 236 = 0.00%

Party	Candidate	Absentee	Early	Election	Total
-------	-----------	----------	-------	----------	-------

STATE REPRESENTATIVE - DISTRICT 13, Vote For 1 Republican

REP	ROBERT HOUESHELL	0	0.00%	0	0.00%	0	0.00%
Cast Votes:		0	0.00%	0	0.00%	0	0.00%
Over Votes:		0	0.00%	0	0.00%	0	0.00%
Under Votes:		0	0.00%	0	0.00%	0	0.00%

Precincts			Voters		
Counted	Total	Percent	Ballots	Registered	Percent
0	54	0.00%	0	0	0.00%

STATE REPRESENTATIVE - DISTRICT 33, Vote For 1 Democratic

DEM	DIANNE PRIMAVERA	4	100.00%	0	0.00%	4	100.00%
Cast Votes:		4	100.00%	0	0.00%	4	100.00%
Over Votes:		0	0.00%	0	0.00%	0	0.00%
Under Votes:		0	0.00%	0	0.00%	0	0.00%

Precincts			Voters		
Counted	Total	Percent	Ballots	Registered	Percent
0	14	0.00%	4	0	0.00%

STATE REPRESENTATIVE - DISTRICT 33, Vote For 1 Republican

REP	DONALD BEEZLEY	0	0.00%	0	0.00%	0	0.00%
Cast Votes:		0	0.00%	0	0.00%	0	0.00%
Over Votes:		0	0.00%	0	0.00%	0	0.00%
Under Votes:		0	0.00%	0	0.00%	0	0.00%

Precincts			Voters		
Counted	Total	Percent	Ballots	Registered	Percent
0	14	0.00%	0	0	0.00%

COUNTY COMMISSIONER, Vote For 1 Democratic

DEM	CINDY DOMENICO	23	92.00%	0	0.00%	23	92.00%
Cast Votes:		23	92.00%	0	0.00%	23	92.00%
Over Votes:		0	0.00%	0	0.00%	0	0.00%
Under Votes:		2	8.00%	0	0.00%	2	8.00%

Precincts			Voters		
Counted	Total	Percent	Ballots	Registered	Percent
0	234	0.00%	25	0	0.00%

Total Number of Voters : 25 of 0 = 0.00%

Party
Candidate
Absentee
Early
Election
Total

COUNTY COMMISSIONER, Vote For 1 Republican

REP	DICK R. MURPHY	0	0.00%	0	0.00%	0	0.00%	0	0.00%
<b>Cast Votes:</b>		0	0.00%	0	0.00%	0	0.00%	0	0.00%
<b>Over Votes:</b>		0	0.00%	0	0.00%	0	0.00%	0	0.00%
<b>Under Votes:</b>		0	0.00%	0	0.00%	0	0.00%	0	0.00%

Precincts			Voters		
Counted	Total	Percent	Ballots	Registered	Percent
0	234	0.00%	0	0	0.00%

COUNTY CLERK & RECORDER, Vote For 1 Democratic

DEM	HILLARY HALL	25	100.00%	0	0.00%	0	0.00%	25	100.00%
<b>Cast Votes:</b>		25	100.00%	0	0.00%	0	0.00%	25	100.00%
<b>Over Votes:</b>		0	0.00%	0	0.00%	0	0.00%	0	0.00%
<b>Under Votes:</b>		0	0.00%	0	0.00%	0	0.00%	0	0.00%

Precincts			Voters		
Counted	Total	Percent	Ballots	Registered	Percent
0	234	0.00%	25	0	0.00%

COUNTY CLERK & RECORDER, Vote For 1 Republican

REP	DANIEL MARTIN	0	0.00%	0	0.00%	0	0.00%	0	0.00%
<b>Cast Votes:</b>		0	0.00%	0	0.00%	0	0.00%	0	0.00%
<b>Over Votes:</b>		0	0.00%	0	0.00%	0	0.00%	0	0.00%
<b>Under Votes:</b>		0	0.00%	0	0.00%	0	0.00%	0	0.00%

Precincts			Voters		
Counted	Total	Percent	Ballots	Registered	Percent
0	234	0.00%	0	0	0.00%

COUNTY TREASURER, Vote For 1 Democratic

DEM	ROBERT S. HULLINGHORST	25	100.00%	0	0.00%	0	0.00%	25	100.00%
<b>Cast Votes:</b>		25	100.00%	0	0.00%	0	0.00%	25	100.00%
<b>Over Votes:</b>		0	0.00%	0	0.00%	0	0.00%	0	0.00%
<b>Under Votes:</b>		0	0.00%	0	0.00%	0	0.00%	0	0.00%

Precincts			Voters		
Counted	Total	Percent	Ballots	Registered	Percent
0	234	0.00%	25	0	0.00%

# Cumulative Report — Unofficial

## Boulder County, Colorado — 2010 Boulder County Primary Election — August 10, 2010

07/07/2010 03:30 PM

Page 11 of 13

Precincts Reporting 0 of 236 = 0.00%

Total Number of Voters : 25 of 0 = 0.00%

<b>Party</b>	<b>Candidate</b>	<b>Absentee</b>	<b>Early</b>	<b>Election</b>	<b>Total</b>
REP	MARTY NEILSON	0	0	0	0

COUNTY TREASURER, Vote For 1 Republican

REP	MARTY NEILSON	0	0.00%	0	0.00%	0	0.00%
<b>Cast Votes:</b>		0	0.00%	0	0.00%	0	0.00%
<b>Over Votes:</b>		0	0.00%	0	0.00%	0	0.00%
<b>Under Votes:</b>		0	0.00%	0	0.00%	0	0.00%

Precincts			Voters		
Counted	Total	Percent	Ballots	Registered	Percent
0	234	0.00%	0	0	0.00%

COUNTY ASSESSOR, Vote For 1 Democratic

DEM	JERRY ROBERTS	25	100.00%	0	0.00%	25	100.00%
<b>Cast Votes:</b>		25	100.00%	0	0.00%	25	100.00%
<b>Over Votes:</b>		0	0.00%	0	0.00%	0	0.00%
<b>Under Votes:</b>		0	0.00%	0	0.00%	0	0.00%

Precincts			Voters		
Counted	Total	Percent	Ballots	Registered	Percent
0	234	0.00%	25	0	0.00%

COUNTY ASSESSOR, Vote For 1 Republican

REP	JOEL T. CHAMPION	0	0.00%	0	0.00%	0	0.00%
<b>Cast Votes:</b>		0	0.00%	0	0.00%	0	0.00%
<b>Over Votes:</b>		0	0.00%	0	0.00%	0	0.00%
<b>Under Votes:</b>		0	0.00%	0	0.00%	0	0.00%

Precincts			Voters		
Counted	Total	Percent	Ballots	Registered	Percent
0	234	0.00%	0	0	0.00%

COUNTY SHERIFF, Vote For 1 Democratic

DEM	JOSEPH K. PELLE	24	100.00%	0	0.00%	24	100.00%
<b>Cast Votes:</b>		24	96.00%	0	0.00%	24	96.00%
<b>Over Votes:</b>		0	0.00%	0	0.00%	0	0.00%
<b>Under Votes:</b>		1	4.00%	0	0.00%	1	4.00%

Precincts			Voters		
Counted	Total	Percent	Ballots	Registered	Percent
0	234	0.00%	25	0	0.00%

# Cumulative Report — Unofficial Boulder County, Colorado — 2010 Boulder County Primary Election — August 10, 2010

Page 12 of 13

07/07/2010 03:30 PM

Total Number of Voters : 25 of 0 = 0.00%

Precincts Reporting 0 of 236 = 0.00%

<b>Party</b>	<b>Candidate</b>	<b>Absentee</b>	<b>Early</b>	<b>Election</b>	<b>Total</b>

COUNTY SHERIFF, Vote For 1 Republican

No Candidate for Race

0	0.00%	0	0.00%	0	0.00%
0	0.00%	0	0.00%	0	0.00%

Cast Votes:

Precincts			Voters		
Counted	Total	Percent	Ballots	Registered	Percent
0	234	0.00%	0	0	0.00%

COUNTY SURVEYOR, Vote For 1 Democratic

DEM ALAN GREENBERG  
DEM JASON EMERY

12	54.55%	0	0.00%	0	0.00%
10	45.45%	0	0.00%	0	0.00%

Cast Votes:  
Over Votes:  
Under Votes:

22	88.00%	0	0.00%	0	0.00%
3	12.00%	0	0.00%	0	0.00%
0	0.00%	0	0.00%	0	0.00%

Precincts			Voters		
Counted	Total	Percent	Ballots	Registered	Percent
0	234	0.00%	25	0	0.00%

COUNTY SURVEYOR, Vote For 1 Republican

No Candidate for Race

0	0.00%	0	0.00%	0	0.00%
0	0.00%	0	0.00%	0	0.00%

Cast Votes:

Precincts			Voters		
Counted	Total	Percent	Ballots	Registered	Percent
0	234	0.00%	0	0	0.00%

COUNTY CORONER, Vote For 1 Democratic

No Candidate for Race

0	0.00%	0	0.00%	0	0.00%
0	0.00%	0	0.00%	0	0.00%

Cast Votes:

Precincts			Voters		
Counted	Total	Percent	Ballots	Registered	Percent
0	234	0.00%	25	0	0.00%



Total Number of Voters : 25 of 0 = 0.00%

Party	Candidate	Absentee	Early	Election	Total

COUNTY CORONER, Vote For 1 Republican

No Candidate for Race	0	0.00%	0	0.00%	0	0.00%
<b>Cast Votes:</b>	0	0.00%	0	0.00%	0	0.00%

Precincts			Voters		
Counted	Total	Percent	Ballots	Registered	Percent
0	234	0.00%	0	0	0.00%

**Boulder County, Colorado — 2010 Boulder County Primary Election — August 10, 2010**

Total Number of Voters : 25 of 0 = 0.00% Precincts Reporting 0 of 236 = 0.00%

Party	Candidate	Absentee	Early	Election	Total
-------	-----------	----------	-------	----------	-------

**UNITED STATES SENATOR, Vote For 1 Democratic**

DEM	ANDREW ROMANOFF	0	16	0	16	64.00%
DEM	MICHAEL F. BENNET	0	9	0	9	36.00%

Cast Votes: 25 100.00%  
Over Votes: 0 0.00%  
Under Votes: 0 0.00%

**UNITED STATES SENATOR, Vote For 1 Libertarian**

LBR	MACLYN "MAC" STRINGER	0	0	0	0	0.00%
LBR	JOHN FINGER	0	0	0	0	0.00%

Cast Votes: 0 0.00%  
Over Votes: 0 0.00%  
Under Votes: 0 0.00%

**UNITED STATES SENATOR, Vote For 1 Republican**

REP	KEN BUCK	0	0	0	0	0.00%
REP	JANE NORTON	0	0	0	0	0.00%

Cast Votes: 0 0.00%  
Over Votes: 0 0.00%  
Under Votes: 0 0.00%

**REPRESENTATIVE TO THE US CONGRESS - DISTRICT 2, Vote For 1 Democratic**

DEM	JARED POLIS	0	18	0	18	100.00%
-----	-------------	---	----	---	----	---------

Cast Votes: 18 100.00%  
Over Votes: 0 0.00%  
Under Votes: 0 0.00%

Precincts		Voters	
Counted	Total	Ballots	Registered
0	174	18	0
		0.00%	0.00%

# Cumulative Report — Unofficial Boulder County, Colorado — 2010 Boulder County Primary Election — August 10, 2010

Total Number of Voters : 25 of 0 = 0.00% Precincts Reporting 0 of 236 = 0.00%

<b>Party</b>	<b>Candidate</b>	<b>Absentee</b>	<b>Early</b>	<b>Election</b>	<b>Total</b>
--------------	------------------	-----------------	--------------	-----------------	--------------

**REPRESENTATIVE TO THE US CONGRESS - DISTRICT 2, Vote For 1** Republican

REP	STEPHEN BAILEY	0	0.00%	0	0.00%	0	0.00%	0	0.00%
REP	BOB BRANCATO	0	0.00%	0	0.00%	0	0.00%	0	0.00%

**Cast Votes:** 0 0.00%  
**Over Votes:** 0 0.00%  
**Under Votes:** 0 0.00%

Precincts		Voters		
Counted	Total	Percent	Ballots	Registered
0	174	0.00%	0	0
				0
				0

**REPRESENTATIVE TO THE US CONGRESS - DISTRICT 4, Vote For 1** Democratic

DEM	BETSY MARKEY	0	0.00%	7	100.00%	0	0.00%	7	100.00%
-----	--------------	---	-------	---	---------	---	-------	---	---------

**Cast Votes:** 0 0.00%  
**Over Votes:** 0 0.00%  
**Under Votes:** 0 0.00%

Precincts		Voters		
Counted	Total	Percent	Ballots	Registered
0	62	0.00%	7	0
				0
				0

**REPRESENTATIVE TO THE US CONGRESS - DISTRICT 4, Vote For 1** Republican

REP	CORY GARDNER	0	0.00%	0	0.00%	0	0.00%	0	0.00%
-----	--------------	---	-------	---	-------	---	-------	---	-------

**Cast Votes:** 0 0.00%  
**Over Votes:** 0 0.00%  
**Under Votes:** 0 0.00%

Precincts		Voters		
Counted	Total	Percent	Ballots	Registered
0	62	0.00%	0	0
				0
				0

**GOVERNOR, Vote For 1** Democratic

DEM	JOHN HICKENLOOPER	0	0.00%	25	100.00%	0	0.00%	25	100.00%
-----	-------------------	---	-------	----	---------	---	-------	----	---------

**Cast Votes:** 0 0.00%  
**Over Votes:** 0 0.00%  
**Under Votes:** 0 0.00%

Precincts		Voters		
Counted	Total	Percent	Ballots	Registered
0	234	0.00%	25	0
				0
				0

Total Number of Voters : 25 of 0 = 0.00%

Party	Candidate	Absentee	Early	Election	Total
-------	-----------	----------	-------	----------	-------

**GOVERNOR, Vote For 1** Libertarian

LBR	DAN "KILO" SALLIS	0	0.00%	0	0.00%	0	0.00%
LBR	JAIMES BROWN	0	0.00%	0	0.00%	0	0.00%

**Cast Votes:** 0 0.00%  
**Over Votes:** 0 0.00%  
**Under Votes:** 0 0.00%

Precincts		Voters			
Counted	Total	Percent	Ballots	Registered	Percent
0	234	0.00%	0	0	0.00%

**GOVERNOR, Vote For 1** Republican

REP	DAN MAES	0	0.00%	0	0.00%	0	0.00%
REP	SCOTT MCINNIS	0	0.00%	0	0.00%	0	0.00%

**Cast Votes:** 0 0.00%  
**Over Votes:** 0 0.00%  
**Under Votes:** 0 0.00%

Precincts		Voters			
Counted	Total	Percent	Ballots	Registered	Percent
0	234	0.00%	0	0	0.00%

**SECRETARY OF STATE, Vote For 1** Democratic

DEM	BERNIE BUESCHER	0	0.00%	25	100.00%	0	0.00%
-----	-----------------	---	-------	----	---------	---	-------

**Cast Votes:** 0 0.00%  
**Over Votes:** 0 0.00%  
**Under Votes:** 0 0.00%

Precincts		Voters			
Counted	Total	Percent	Ballots	Registered	Percent
0	234	0.00%	25	25	100.00%

Total Number of Voters : 25 of 0 = 0.00%

<b>Party</b>	<b>Candidate</b>	<b>Absentee</b>	<b>Early</b>	<b>Election</b>	<b>Total</b>
REP	SCOTT GESSLER	0	0	0	0

SECRETARY OF STATE, Vote For 1 Republican

Cast Votes: 0 0.00%      0 0.00%      0 0.00%      0 0.00%

Over Votes: 0 0.00%

Under Votes: 0 0.00%

Precincts			Voters		
Counted	Total	Percent	Ballots	Registered	Percent
0	234	0.00%	0	0	0.00%

TREASURER, Vote For 1 Democratic

DEM CARY KENNEDY

Cast Votes: 0 0.00%      25 100.00%      0 0.00%      25 100.00%

Over Votes: 0 0.00%

Under Votes: 0 0.00%

Precincts			Voters		
Counted	Total	Percent	Ballots	Registered	Percent
0	234	0.00%	25	0	0.00%

TREASURER, Vote For 1 Republican

REP J. J. AMENT

REP WALKER STAPLETON

Cast Votes: 0 0.00%      0 0.00%      0 0.00%      0 0.00%

Over Votes: 0 0.00%

Under Votes: 0 0.00%

Precincts			Voters		
Counted	Total	Percent	Ballots	Registered	Percent
0	234	0.00%	0	0	0.00%

ATTORNEY GENERAL, Vote For 1 Democratic

DEM STAN GARNETT

Cast Votes: 0 0.00%      25 100.00%      0 0.00%      25 100.00%

Over Votes: 0 0.00%

Under Votes: 0 0.00%

Precincts			Voters		
Counted	Total	Percent	Ballots	Registered	Percent
0	234	0.00%	25	0	0.00%

# Cumulative Report — Unofficial Boulder County, Colorado — 2010 Boulder County Primary Election — August 10, 2010

Total Number of Voters : 25 of 0 = 0.00%

Precincts Reporting 0 of 236 = 0.00%

<b>Party</b>	<b>Candidate</b>	<b>Absentee</b>	<b>Early</b>	<b>Election</b>	<b>Total</b>
REP	JOHN SUTHERS	0	0	0	0

ATTORNEY GENERAL, Vote For 1 Republican

	Precincts			Voters		
	Counted	Total	Percent	Ballots	Registered	Percent
REP JOHN SUTHERS	0	0	0.00%	0	0	0.00%
<b>Cast Votes:</b>	0	0	0.00%	0	0	0.00%
<b>Over Votes:</b>	0	0	0.00%	0	0	0.00%
<b>Under Votes:</b>	0	0	0.00%	0	0	0.00%

Counted	Precincts			Voters		
	Total	Percent	Ballots	Registered	Percent	
0	234	0.00%	0	0	0.00%	

STATE BOARD OF EDUCATION-CONGRESSIONAL DISTRICT 2, Vote For 1 Democratic

	Precincts			Voters		
	Counted	Total	Percent	Ballots	Registered	Percent
DEM ANGELIKA SCHROEDER	0	0	0.00%	18	18	100.00%
<b>Cast Votes:</b>	0	0	0.00%	18	18	100.00%
<b>Over Votes:</b>	0	0	0.00%	0	0	0.00%
<b>Under Votes:</b>	0	0	0.00%	0	0	0.00%

Counted	Precincts			Voters		
	Total	Percent	Ballots	Registered	Percent	
0	173	0.00%	18	0	0.00%	

STATE BOARD OF EDUCATION-CONGRESSIONAL DISTRICT 2, Vote For 1 Republican

	Precincts			Voters		
	Counted	Total	Percent	Ballots	Registered	Percent
REP KAYE FERRY	0	0	0.00%	0	0	0.00%
<b>Cast Votes:</b>	0	0	0.00%	0	0	0.00%
<b>Over Votes:</b>	0	0	0.00%	0	0	0.00%
<b>Under Votes:</b>	0	0	0.00%	0	0	0.00%

Counted	Precincts			Voters		
	Total	Percent	Ballots	Registered	Percent	
0	173	0.00%	0	0	0.00%	

REGENT OF THE UNIVERSITY OF COLORADO - AT LARGE, Vote For 1 Democratic

	Precincts			Voters		
	Counted	Total	Percent	Ballots	Registered	Percent
DEM MELISSA HART	0	0	0.00%	24	24	100.00%
<b>Cast Votes:</b>	0	0	0.00%	24	24	96.00%
<b>Over Votes:</b>	0	0	0.00%	0	0	0.00%
<b>Under Votes:</b>	0	0	0.00%	1	1	4.00%

Counted	Precincts			Voters		
	Total	Percent	Ballots	Registered	Percent	
0	234	0.00%	25	0	0.00%	

# Cumulative Report — Unofficial Boulder County, Colorado — 2010 Boulder County Primary Election — August 10, 2010

Total Number of Voters : 25 of 0 = 0.00%

Precincts Reporting 0 of 236 = 0.00%

<b>Party</b>	<b>Candidate</b>	<b>Absentee</b>	<b>Early</b>	<b>Election</b>	<b>Total</b>
REP	STEVE BOSLEY	0	0	0	0

**REGENT OF THE UNIVERSITY OF COLORADO - AT LARGE, Vote For 1 Republican**

Counted	Precincts			Voters		
	Total	Percent	Ballots	Registered	Percent	Percent
0	234	0.00%	0	0	0.00%	0.00%
<b>Cast Votes:</b>						
0	0.00%	0	0.00%	0	0.00%	0.00%
<b>Over Votes:</b>						
0	0.00%	0	0.00%	0	0.00%	0.00%
<b>Under Votes:</b>						
0	0.00%	0	0.00%	0	0.00%	0.00%

**REGENT OF THE UNIVERSITY OF COLORADO-CONGRESSIONAL DISTRICT 4, Vote For 1 Democratic**

Counted	Precincts			Voters		
	Total	Percent	Ballots	Registered	Percent	Percent
0	7	100.00%	0	0	0.00%	0.00%
<b>Cast Votes:</b>						
0	0.00%	7	100.00%	0	0.00%	0.00%
<b>Over Votes:</b>						
0	0.00%	0	0.00%	0	0.00%	0.00%
<b>Under Votes:</b>						
0	0.00%	0	0.00%	0	0.00%	0.00%

**REGENT OF THE UNIVERSITY OF COLORADO-CONGRESSIONAL DISTRICT 4, Vote For 1 Republican**

Counted	Precincts			Voters		
	Total	Percent	Ballots	Registered	Percent	Percent
0	61	0.00%	0	7	0.00%	0.00%
<b>Cast Votes:</b>						
0	0.00%	0	0.00%	0	0.00%	0.00%
<b>Over Votes:</b>						
0	0.00%	0	0.00%	0	0.00%	0.00%
<b>Under Votes:</b>						
0	0.00%	0	0.00%	0	0.00%	0.00%

**STATE SENATE - DISTRICT 16, Vote For 1 Democratic**

Counted	Precincts			Voters		
	Total	Percent	Ballots	Registered	Percent	Percent
0	5	100.00%	0	0	0.00%	0.00%
<b>Cast Votes:</b>						
0	0.00%	5	83.33%	0	0.00%	0.00%
<b>Over Votes:</b>						
0	0.00%	0	0.00%	0	0.00%	0.00%
<b>Under Votes:</b>						
0	0.00%	1	16.67%	0	0.00%	0.00%

# Cumulative Report — Unofficial Boulder County, Colorado — 2010 Boulder County Primary Election — August 10, 2010

07/07/2010 03:21 PM

Page 7 of 13

Total Number of Voters : 25 of 0 = 0.00%

Precincts Reporting 0 of 236 = 0.00%

<b>Party</b>	<b>Candidate</b>	<b>Absentee</b>	<b>Early</b>	<b>Election</b>	<b>Total</b>
REP	TIM LEONARD	0	0	0	0

## STATE SENATE - DISTRICT 16, Vote For 1 Republican

Party	Candidate	Precincts			Total
		Counted	Percent	Registered	
REP	TIM LEONARD	0	0.00%	0	0
<b>Cast Votes:</b>		0	0.00%	0	0
<b>Over Votes:</b>		0	0.00%	0	0
<b>Under Votes:</b>		0	0.00%	0	0

Precincts		Voters		
Counted	Total	Percent	Ballots	Registered
0	27	0.00%	0	0

## STATE REPRESENTATIVE - DISTRICT 10, Vote For 1 Democratic

Party	Candidate	Precincts			Total
		Counted	Percent	Registered	
DEM	DICKEY LEE HULLINGHORST	0	0.00%	3	3
<b>Cast Votes:</b>		0	0.00%	3	3
<b>Over Votes:</b>		0	0.00%	0	0
<b>Under Votes:</b>		0	0.00%	0	0

Precincts		Voters		
Counted	Total	Percent	Ballots	Registered
0	57	0.00%	3	0

## STATE REPRESENTATIVE - DISTRICT 10, Vote For 1 Republican

Party	Candidate	Precincts			Total
		Counted	Percent	Registered	
REP	DOROTHY ANN MARSHALL	0	0.00%	0	0
<b>Cast Votes:</b>		0	0.00%	0	0
<b>Over Votes:</b>		0	0.00%	0	0
<b>Under Votes:</b>		0	0.00%	0	0

Precincts		Voters		
Counted	Total	Percent	Ballots	Registered
0	57	0.00%	0	0

## STATE REPRESENTATIVE - DISTRICT 11, Vote For 1 Democratic

Party	Candidate	Precincts			Total
		Counted	Percent	Registered	
DEM	DEB GARDNER	0	0.00%	6	6
<b>Cast Votes:</b>		0	0.00%	6	6
<b>Over Votes:</b>		0	0.00%	0	0
<b>Under Votes:</b>		0	0.00%	0	0

Precincts		Voters		
Counted	Total	Percent	Ballots	Registered
0	59	0.00%	6	0



# Cumulative Report — Unofficial Boulder County, Colorado — 2010 Boulder County Primary Election — August 10, 2010

07/07/2010 03:21 PM

Page 8 of 13

Total Number of Voters : 25 of 0 = 0.00%

Precincts Reporting 0 of 236 = 0.00%

<b>Party</b>	<b>Candidate</b>	<b>Absentee</b>	<b>Early</b>	<b>Election</b>	<b>Total</b>
REP	WES WHITELEY	0	0	0	0

## STATE REPRESENTATIVE - DISTRICT 11, Vote For 1 Republican

<b>Party</b>	<b>Candidate</b>	<b>Absentee</b>	<b>Early</b>	<b>Election</b>	<b>Total</b>
REP	WES WHITELEY	0	0	0	0

<b>Cast Votes:</b>	0	0.00%	0	0.00%	0	0.00%
<b>Over Votes:</b>	0	0.00%	0	0.00%	0	0.00%
<b>Under Votes:</b>	0	0.00%	0	0.00%	0	0.00%

Precincts			Voters		
Counted	Total	Percent	Ballots	Registered	Percent
0	59	0.00%	0	0	0.00%

## STATE REPRESENTATIVE - DISTRICT 12, Vote For 1 Democratic

<b>Party</b>	<b>Candidate</b>	<b>Absentee</b>	<b>Early</b>	<b>Election</b>	<b>Total</b>
DEM	JAKE WILLIAMS	0	4	0	4
DEM	MATT JONES	0	1	0	1

<b>Cast Votes:</b>	0	0.00%	4	80.00%	0	0.00%
<b>Over Votes:</b>	0	0.00%	0	0.00%	0	0.00%
<b>Under Votes:</b>	0	0.00%	0	0.00%	0	0.00%

Precincts			Voters		
Counted	Total	Percent	Ballots	Registered	Percent
0	50	0.00%	5	0	0.00%

## STATE REPRESENTATIVE - DISTRICT 12, Vote For 1 Republican

<b>Party</b>	<b>Candidate</b>	<b>Absentee</b>	<b>Early</b>	<b>Election</b>	<b>Total</b>
REP	JEFFREY ILSEMAN	0	0	0	0

<b>Cast Votes:</b>	0	0.00%	0	0.00%	0	0.00%
<b>Over Votes:</b>	0	0.00%	0	0.00%	0	0.00%
<b>Under Votes:</b>	0	0.00%	0	0.00%	0	0.00%

Precincts			Voters		
Counted	Total	Percent	Ballots	Registered	Percent
0	50	0.00%	0	0	0.00%

## STATE REPRESENTATIVE - DISTRICT 13, Vote For 1 Democratic

<b>Party</b>	<b>Candidate</b>	<b>Absentee</b>	<b>Early</b>	<b>Election</b>	<b>Total</b>
DEM	CLAIRE LEVY	0	7	0	7

<b>Cast Votes:</b>	0	0.00%	7	100.00%	0	0.00%
<b>Over Votes:</b>	0	0.00%	0	0.00%	0	0.00%
<b>Under Votes:</b>	0	0.00%	0	0.00%	0	0.00%

Precincts			Voters		
Counted	Total	Percent	Ballots	Registered	Percent
0	54	0.00%	7	0	0.00%

# Cumulative Report — Unofficial Boulder County, Colorado — 2010 Boulder County Primary Election — August 10, 2010

07/07/2010 03:21 PM

Page 9 of 13

Total Number of Voters : 25 of 0 = 0.00% Precincts Reporting 0 of 236 = 0.00%

<b>Party</b>	<b>Candidate</b>	<b>Absentee</b>	<b>Early</b>	<b>Election</b>	<b>Total</b>
STATE REPRESENTATIVE - DISTRICT 13, Vote For 1	Republican				

REP	ROBERT HOUESHELL	0	0.00%	0	0.00%	0	0.00%	0	0.00%
<b>Cast Votes:</b>		0	0.00%	0	0.00%	0	0.00%	0	0.00%
<b>Over Votes:</b>		0	0.00%	0	0.00%	0	0.00%	0	0.00%
<b>Under Votes:</b>		0	0.00%	0	0.00%	0	0.00%	0	0.00%

Precincts			Voters		
Counted	Total	Percent	Ballots	Registered	Percent
0	54	0.00%	0	0	0.00%

**STATE REPRESENTATIVE - DISTRICT 33, Vote For 1 Democratic**

DEM	DIANNE PRIMAVERA	0	0.00%	4	100.00%	0	0.00%	4	100.00%
<b>Cast Votes:</b>		0	0.00%	4	100.00%	0	0.00%	4	100.00%
<b>Over Votes:</b>		0	0.00%	0	0.00%	0	0.00%	0	0.00%
<b>Under Votes:</b>		0	0.00%	0	0.00%	0	0.00%	0	0.00%

Precincts			Voters		
Counted	Total	Percent	Ballots	Registered	Percent
0	14	0.00%	4	0	0.00%

**STATE REPRESENTATIVE - DISTRICT 33, Vote For 1 Republican**

REP	DONALD BEEZLEY	0	0.00%	0	0.00%	0	0.00%	0	0.00%
<b>Cast Votes:</b>		0	0.00%	0	0.00%	0	0.00%	0	0.00%
<b>Over Votes:</b>		0	0.00%	0	0.00%	0	0.00%	0	0.00%
<b>Under Votes:</b>		0	0.00%	0	0.00%	0	0.00%	0	0.00%

Precincts			Voters		
Counted	Total	Percent	Ballots	Registered	Percent
0	14	0.00%	0	0	0.00%

**COUNTY COMMISSIONER, Vote For 1 Democratic**

DEM	CINDY DOMENICO	0	0.00%	23	100.00%	0	0.00%	23	100.00%
<b>Cast Votes:</b>		0	0.00%	23	92.00%	0	0.00%	23	92.00%
<b>Over Votes:</b>		0	0.00%	0	0.00%	0	0.00%	0	0.00%
<b>Under Votes:</b>		0	0.00%	2	8.00%	0	0.00%	2	8.00%

Precincts			Voters		
Counted	Total	Percent	Ballots	Registered	Percent
0	234	0.00%	25	0	0.00%

# Cumulative Report — Unofficial Boulder County, Colorado — 2010 Boulder County Primary Election — August 10, 2010

07/07/2010 03:21 PM

Page 10 of 13

Total Number of Voters : 25 of 0 = 0.00%

Precincts Reporting 0 of 236 = 0.00%

<b>Party</b>	<b>Candidate</b>	<b>Absentee</b>	<b>Early</b>	<b>Election</b>	<b>Total</b>

**COUNTY COMMISSIONER, Vote For 1** Republican

REP DICK R. MURPHY

Cast Votes:	0	0.00%	0	0.00%	0	0.00%	0	0.00%
Over Votes:	0	0.00%	0	0.00%	0	0.00%	0	0.00%
Under Votes:	0	0.00%	0	0.00%	0	0.00%	0	0.00%

Precincts			Voters		
Counted	Total	Percent	Ballots	Registered	Percent
0	234	0.00%	0	0	0.00%

**COUNTY CLERK & RECORDER, Vote For 1** Democratic

DEM HILLARY HALL

Cast Votes:	0	0.00%	25	100.00%	0	0.00%	25	100.00%
Over Votes:	0	0.00%	0	0.00%	0	0.00%	0	0.00%
Under Votes:	0	0.00%	0	0.00%	0	0.00%	0	0.00%

Precincts			Voters		
Counted	Total	Percent	Ballots	Registered	Percent
0	234	0.00%	25	0	0.00%

**COUNTY CLERK & RECORDER, Vote For 1** Republican

REP DANIEL MARTIN

Cast Votes:	0	0.00%	0	0.00%	0	0.00%	0	0.00%
Over Votes:	0	0.00%	0	0.00%	0	0.00%	0	0.00%
Under Votes:	0	0.00%	0	0.00%	0	0.00%	0	0.00%

Precincts			Voters		
Counted	Total	Percent	Ballots	Registered	Percent
0	234	0.00%	0	0	0.00%

**COUNTY TREASURER, Vote For 1** Democratic

DEM ROBERT S. HULLINGHORST

Cast Votes:	0	0.00%	25	100.00%	0	0.00%	25	100.00%
Over Votes:	0	0.00%	0	0.00%	0	0.00%	0	0.00%
Under Votes:	0	0.00%	0	0.00%	0	0.00%	0	0.00%

Precincts			Voters		
Counted	Total	Percent	Ballots	Registered	Percent
0	234	0.00%	25	0	0.00%

# Cumulative Report — Unofficial Boulder County, Colorado — 2010 Boulder County Primary Election — August 10, 2010

Total Number of Voters : 25 of 0 = 0.00%

Precincts Reporting 0 of 236 = 0.00%

<b>Party</b>	<b>Candidate</b>	<b>Absentee</b>	<b>Early</b>	<b>Election</b>	<b>Total</b>
REP	MARTY NEILSON	0	0	0	0

**COUNTY TREASURER, Vote For 1** Republican

Party	Candidate	Precincts			Voters		
		Counted	Total	Percent	Ballots	Registered	Percent
REP	MARTY NEILSON	0	0	0.00%	0	0	0.00%
<b>Cast Votes:</b>		0	0	0.00%	0	0	0.00%
<b>Over Votes:</b>		0	0	0.00%	0	0	0.00%
<b>Under Votes:</b>		0	0	0.00%	0	0	0.00%

Precincts				Voters			
Counted	Total	Percent	Ballots	Registered	Percent	Registered	Percent
0	234	0.00%	0	0	0.00%	0	0.00%

**COUNTY ASSESSOR, Vote For 1** Democratic

Party	Candidate	Precincts			Voters		
		Counted	Total	Percent	Ballots	Registered	Percent
DEM	JERRY ROBERTS	0	0	0.00%	25	100.00%	0
<b>Cast Votes:</b>		0	0	0.00%	25	100.00%	0
<b>Over Votes:</b>		0	0	0.00%	0	0.00%	0
<b>Under Votes:</b>		0	0	0.00%	0	0.00%	0

Precincts				Voters			
Counted	Total	Percent	Ballots	Registered	Percent	Registered	Percent
0	234	0.00%	25	0	0.00%	0	0.00%

**COUNTY ASSESSOR, Vote For 1** Republican

Party	Candidate	Precincts			Voters		
		Counted	Total	Percent	Ballots	Registered	Percent
REP	JOEL T. CHAMPION	0	0	0.00%	0	0.00%	0
<b>Cast Votes:</b>		0	0	0.00%	0	0.00%	0
<b>Over Votes:</b>		0	0	0.00%	0	0.00%	0
<b>Under Votes:</b>		0	0	0.00%	0	0.00%	0

Precincts				Voters			
Counted	Total	Percent	Ballots	Registered	Percent	Registered	Percent
0	234	0.00%	0	0	0.00%	0	0.00%

**COUNTY SHERIFF, Vote For 1** Democratic

Party	Candidate	Precincts			Voters		
		Counted	Total	Percent	Ballots	Registered	Percent
DEM	JOSEPH K. PELLE	0	0	0.00%	24	100.00%	0
<b>Cast Votes:</b>		0	0	0.00%	24	96.00%	0
<b>Over Votes:</b>		0	0	0.00%	0	0.00%	0
<b>Under Votes:</b>		0	0	0.00%	1	4.00%	0

Precincts				Voters			
Counted	Total	Percent	Ballots	Registered	Percent	Registered	Percent
0	234	0.00%	25	0	0.00%	0	0.00%

Total Number of Voters : 25 of 0 = 0.00%

Party	Candidate	Absentee	Early	Election	Total
		0	0	0	0

COUNTY SHERIFF, Vote For 1 Republican

No Candidate for Race

Cast Votes:

Precincts			Voters		
Counted	Total	Percent	Ballots	Registered	Percent
0	234	0.00%	0	0	0.00%

COUNTY SURVEYOR, Vote For 1 Democratic

DEM	ALAN GREENBERG	12	54.55%	0	0.00%	12	54.55%
DEM	JASON EMERY	10	45.45%	0	0.00%	10	45.45%
		22	88.00%	0	0.00%	22	88.00%

Cast Votes:

Over Votes: 0 0.00%

Under Votes: 0 0.00%

Precincts			Voters		
Counted	Total	Percent	Ballots	Registered	Percent
0	234	0.00%	25	0	0.00%

COUNTY SURVEYOR, Vote For 1 Republican

No Candidate for Race

Cast Votes:

0	0.00%	0	0.00%	0	0.00%	0	0.00%
0	0.00%	0	0.00%	0	0.00%	0	0.00%

Precincts			Voters		
Counted	Total	Percent	Ballots	Registered	Percent
0	234	0.00%	0	0	0.00%

COUNTY CORONER, Vote For 1 Democratic

No Candidate for Race

Cast Votes:

0	0.00%	0	0.00%	0	0.00%	0	0.00%
0	0.00%	0	0.00%	0	0.00%	0	0.00%

Precincts			Voters		
Counted	Total	Percent	Ballots	Registered	Percent
0	234	0.00%	25	0	0.00%

Total Number of Voters : 25 of 0 = 0.00%

Party	Candidate	Absentee	Early	Election	Total
-------	-----------	----------	-------	----------	-------

COUNTY CORONER, Vote For 1 Republican

No Candidate for Race

	0	0.00%	0	0.00%	0	0.00%	0	0.00%
<b>Cast Votes:</b>	0	0.00%	0	0.00%	0	0.00%	0	0.00%

Precincts		Voters		
Counted	Total	Percent	Ballots	Registered
0	234	0.00%	0	0
		0.00%		0.00%

Contest:	UNITED STATES SENATOR Democratic				
Option	Group 1	Group 2	Group 3	Total	Notes
ANDREW ROMANOFF	01 02 03 04 05 06 07 08 09 10	11 12 13 14 15 16 17 18 19 20	21 22 23 24 25	16	
MICHAEL F. BENNET	01 02 03 04 05 06 07 08 09 10	11 12 13 14 15 16 17 18 19 20	21 22 23 24 25	9	
Over	01 02 03 04 05 06 07 08 09 10	11 12 13 14 15 16 17 18 19 20	21 22 23 24 25		
Under	01 02 03 04 05 06 07 08 09 10	11 12 13 14 15 16 17 18 19 20	21 22 23 24 25		
Group Totals					
			Grand Total		

Contest:	REPRESENTATIVE TO THE US CONGRESS - DISTRICT 2 Democratic				
Option	Group 1	Group 2	Group 3	Total	Notes
JARED POLIS	01 02 03 04 05 06 07 08 09 10	11 12 13 14 15 16 17 18 19 20	21 22 23 24 25	18	
Over	01 02 03 04 05 06 07 08 09 10	11 12 13 14 15 16 17 18 19 20	21 22 23 24 25		
Under	01 02 03 04 05 06 07 08 09 10	11 12 13 14 15 16 17 18 19 20	21 22 23 24 25		
Group Totals					
			Grand Total		

Contest:	REPRESENTATIVE TO THE US CONGRESS - DISTRICT 4 Democratic				
Option	Group 1	Group 2	Group 3	Total	Notes
BETSY MARKEY	01 02 03 04 05 06 07 08 09 10	11 12 13 14 15 16 17 18 19 20	21 22 23 24 25	7	
Under	01 02 03 04 05 06 07 08 09 10	11 12 13 14 15 16 17 18 19 20	21 22 23 24 25		
Group Totals					
			Grand Total		

Contest:	GOVERNOR Democratic				
Option	Group 1	Group 2	Group 3	Total	Notes
JOHN HICKENLOOPER	01 02 03 04 05 06 07 08 09 10	11 12 13 14 15 16 17 18 19 20	21 22 23 24 25	25	
Under	01 02 03 04 05 06 07 08 09 10	11 12 13 14 15 16 17 18 19 20	21 22 23 24 25		
Group Totals					
			Grand Total		

Contest:	SECRETARY OF STATE Democratic				
Option	Group 1	Group 2	Group 3	Total	Notes
BERNIE BUESCHER	01 02 03 04 05 06 07 08 09 10	11 12 13 14 15 16 17 18 19 20	21 22 23 24 25	25	
Under	01 02 03 04 05 06 07 08 09 10	11 12 13 14 15 16 17 18 19 20	21 22 23 24 25		
Group Totals					
			Grand Total		

Contest:	TREASURER Democratic				
Option	Group 1	Group 2	Group 3	Total	Notes
CARY KENNEDY	01 02 03 04 05 06 07 08 09 10	11 12 13 14 15 16 17 18 19 20	21 22 23 24 25	25	
Under	01 02 03 04 05 06 07 08 09 10	11 12 13 14 15 16 17 18 19 20	21 22 23 24 25		
Group Totals					
			Grand Total		

Contest:	ATTORNEY GENERAL Democratic				
Option	Group 1	Group 2	Group 3	Total	Notes
STAN GARNETT	01 02 03 04 05 06 07 08 09 10	11 12 13 14 15 16 17 18 19 20	21 22 23 24 25	25	
Under	01 02 03 04 05 06 07 08 09 10	11 12 13 14 15 16 17 18 19 20	21 22 23 24 25		
Group Totals					
			Grand Total		

2010 Primary Election LAT

<b>Under</b>	01 02 03 04 05 06 07 08 09 10	11 12 13 14 15 16 17 18 19 20	21 22 23 24 25		
<b>Group Totals</b>					
			<b>Grand Total</b>		

<b>Contest:</b>	<b>STATE BOARD OF EDUCATION-CONG DIST 2 Democratic</b>				
<b>Option</b>	<b>Group 1</b>	<b>Group 2</b>	<b>Group 3</b>	<b>Total</b>	<b>Notes</b>
ANGELIKA SCHROEDER	<del>01 02 03 04 05 06 07 08 09 10</del>	<del>11 12 13 14 15 16 17 18 19 20</del>	21 22 23 24 25	18	
<b>Under</b>	01 02 03 04 05 06 07 08 09 10	11 12 13 14 15 16 17 18 19 20	21 22 23 24 25		
<b>Group Totals</b>					
			<b>Grand Total</b>		

<b>Contest:</b>	<b>REGENT OF THE UNIVERSITY OF COLORADO - AT LARGE Democratic</b>				
<b>Option</b>	<b>Group 1</b>	<b>Group 2</b>	<b>Group 3</b>	<b>Total</b>	<b>Notes</b>
MELISSA HART	<del>01 02 03 04 05 06 07 08 09 10</del>	<del>11 12 13 14 15 16 17 18 19 20</del>	<del>21 22 23 24 25</del>	24	
<b>Under</b>	01 02 03 04 05 06 07 08 09 10	11 12 13 14 15 16 17 18 19 20	21 22 23 24 25	1	
<b>Group Totals</b>					
			<b>Grand Total</b>		

<b>Contest:</b>	<b>REGENT OF THE UNIVERSITY OF COLORADO-CONG DIST 4 Democratic</b>				
<b>Option</b>	<b>Group 1</b>	<b>Group 2</b>	<b>Group 3</b>	<b>Total</b>	<b>Notes</b>
ROBERT BC BISHOP-COTNER	<del>01 02 03 04 05 06 07 08 09 10</del>	<del>11 12 13 14 15 16 17 18 19 20</del>	<del>21 22 23 24 25</del>	7	
<b>Under</b>	01 02 03 04 05 06 07 08 09 10	11 12 13 14 15 16 17 18 19 20	21 22 23 24 25		
<b>Group Totals</b>					
			<b>Grand Total</b>		

<b>Contest:</b>	<b>STATE SENATE - DISTRICT 16 Democratic</b>				
<b>Option</b>	<b>Group 1</b>	<b>Group 2</b>	<b>Group 3</b>	<b>Total</b>	<b>Notes</b>
JEANNE NICHOLSON	<del>01 02 03 04 05 06 07 08 09 10</del>	11 12 13 14 15 16 17 18 19 20	21 22 23 24 25	5	
<b>Under</b>	<del>01 02 03 04 05 06 07 08 09 10</del>	11 12 13 14 15 16 17 18 19 20	21 22 23 24 25	1	
<b>Group Totals</b>					
			<b>Grand Total</b>		

<b>Contest:</b>	<b>STATE REPRESENTATIVE - DISTRICT 10 Democratic</b>				
<b>Option</b>	<b>Group 1</b>	<b>Group 2</b>	<b>Group 3</b>	<b>Total</b>	<b>Notes</b>
DICKEY LEE HULLINGHORST	01 02 03 04 05 06 07 08 09 10	<del>11 12 13 14 15 16 17 18 19 20</del>	21 22 23 24 25	3	
<b>Under</b>	01 02 03 04 05 06 07 08 09 10	11 12 13 14 15 16 17 18 19 20	21 22 23 24 25		
<b>Group Totals</b>					
			<b>Grand Total</b>		



Contest:	STATE REPRESENTATIVE - DISTRICT 11 Democratic				
Option	Group 1	Group 2	Group 3	Total	Notes
DEB GARDNER	<del>01</del> 02 03 04 05 06 07 08 09 10	<del>11</del> <del>12</del> 13 14 15 16 17 18 19 20	21 <del>22</del> 23 24 25	6	
Under	01 02 03 04 05 06 07 08 09 10	11 12 13 14 15 16 17 18 19 20	21 22 23 24 25		
Group Totals					
			Grand Total		

Contest:	STATE REPRESENTATIVE - DISTRICT 12 Democratic				
Option	Group 1	Group 2	Group 3	Total	Notes
JAKE WILLIAMS	<del>01</del> <del>02</del> 03 04 05 06 07 08 09 10	11 12 13 14 15 16 17 18 19 20	21 <del>22</del> 23 24 25	4	
MATT JONES	01 02 03 04 05 06 07 08 09 10	11 12 13 14 15 16 17 18 19 20	21 22 23 24 25	1	
Under	01 02 03 04 05 06 07 08 09 10	11 12 13 14 15 16 17 18 19 20	21 22 23 24 25		
Group Totals					
			Grand Total		

Contest:	STATE REPRESENTATIVE - DISTRICT 13 Democratic				
Option	Group 1	Group 2	Group 3	Total	Notes
CLAIRE LEVY	<del>01</del> <del>02</del> <del>03</del> 04 05 06 07 08 09 10	<del>11</del> <del>12</del> 13 14 15 16 17 18 19 20	21 22 23 24 25	7	
Under	01 02 03 04 05 06 07 08 09 10	11 12 13 14 15 16 17 18 19 20	21 22 23 24 25		
Group Totals					
			Grand Total		

Contest:	STATE REPRESENTATIVE - DISTRICT 33 Democratic				
Option	Group 1	Group 2	Group 3	Total	Notes
DIANNE PRIMAVERA	<del>01</del> <del>02</del> 03 04 05 06 07 08 09 10	<del>11</del> 12 13 14 15 16 17 18 19 20	21 22 23 24 25	4	
Under	01 02 03 04 05 06 07 08 09 10	11 12 13 14 15 16 17 18 19 20	21 22 23 24 25		
Group Totals					
			Grand Total		

Contest:	COUNTY COMMISSIONER Democratic				
Option	Group 1	Group 2	Group 3	Total	Notes
CINDY DOMENICO	<del>01</del> <del>02</del> <del>03</del> 04 05 06 <del>07</del> <del>08</del> <del>09</del> 10	<del>11</del> <del>12</del> <del>13</del> <del>14</del> <del>15</del> <del>16</del> <del>17</del> <del>18</del> <del>19</del> 20	21 <del>22</del> <del>23</del> <del>24</del> <del>25</del>	23	
Under	<del>01</del> 02 03 04 05 06 07 08 09 10	<del>11</del> 12 13 14 15 16 17 18 19 20	21 22 23 24 25	2	
Group Totals					
			Grand Total		

Contest:	COUNTY CLERK - RECORDER Democratic				
Option	Group 1	Group 2	Group 3	Total	Notes
HILLARY HALL	<del>01</del> <del>02</del> <del>03</del> 04 05 06 <del>07</del> <del>08</del> <del>09</del> 10	<del>11</del> <del>12</del> <del>13</del> <del>14</del> <del>15</del> <del>16</del> <del>17</del> <del>18</del> <del>19</del> 20	21 <del>22</del> <del>23</del> <del>24</del> <del>25</del>	25	
Under	01 02 03 04 05 06 07 08 09 10	11 12 13 14 15 16 17 18 19 20	21 22 23 24 25		
Group Totals					
			Grand Total		

2010 Primary Election LAT

Contest:	COUNTY TREASURER Democratic				
Option	Group 1	Group 2	Group 3	Total	Notes
ROBERT S. HULLINGHORST	<del>01 02 03 04 05 06 07 08 09 10</del>	<del>11 12 13 14 15 16 17 18 19 20</del>	<del>21 22 23 24 25</del>	25	
Under	01 02 03 04 05 06 07 08 09 10	11 12 13 14 15 16 17 18 19 20	21 22 23 24 25		
Group Totals					
			Grand Total		

Contest:	COUNTY ASSESSOR Democratic				
Option	Group 1	Group 2	Group 3	Total	Notes
JERRY ROBERTS	<del>01 02 03 04 05 06 07 08 09 10</del>	<del>11 12 13 14 15 16 17 18 19 20</del>	<del>21 22 23 24 25</del>	25	
Under	01 02 03 04 05 06 07 08 09 10	11 12 13 14 15 16 17 18 19 20	21 22 23 24 25		
Group Totals					
			Grand Total		

Contest:	COUNTY SHERIFF Democratic				
Option	Group 1	Group 2	Group 3	Total	Notes
JOSEPH K. PELLE	<del>01 02 03 04 05 06 07 08 09 10</del>	<del>11 12 13 14 15 16 17 18 19 20</del>	<del>21 22 23 24 25</del>	24	
Under	01 02 03 04 05 06 07 08 09 10	11 12 13 14 15 16 17 18 19 20	21 22 23 24 25	1	
Group Totals					
			Grand Total		

Contest:	COUNTY SURVEYOR Democratic				
Option	Group 1	Group 2	Group 3	Total	Notes
ALAN GREENBERG	<del>01 02 03 04 05 06 07 08 09 10</del>	<del>11 12 13 14 15 16 17 18 19 20</del>	<del>21 22 23 24 25</del>	12	
JASON EMERY	<del>01 02 03 04 05 06 07 08 09 10</del>	<del>11 12 13 14 15 16 17 18 19 20</del>	<del>21 22 23 24 25</del>	10	
Over *	<del>01 02 03 04 05 06 07 08 09 10</del>	11 12 13 14 15 16 17 18 19 20	21 22 23 24 25	3	↓
Under	01 02 03 04 05 06 07 08 09 10	11 12 13 14 15 16 17 18 19 20	21 22 23 24 25		
Group Totals					
			Grand Total		

\* For DALL overvotes become undervotes CC

Total Number of Voters : 25 of 0 = 0.00%

Precincts Reporting 0 of 236 = 0.00%

Party	Candidate	Absentee	Early	Election	Total
-------	-----------	----------	-------	----------	-------

UNITED STATES SENATOR, Vote For 1 Democratic

DEM	ANDREW ROMANOFF	0	0.00%	0	0.00%	0	0.00%
DEM	MICHAEL F. BENNET	0	0.00%	0	0.00%	0	0.00%
Cast Votes:		0	0.00%	0	0.00%	0	0.00%
Over Votes:		0	0.00%	0	0.00%	0	0.00%
Under Votes:		0	0.00%	0	0.00%	0	0.00%

UNITED STATES SENATOR, Vote For 1 Libertarian

LBR	MACLYN "MAC" STRINGER	10	43.48%	0	0.00%	10	43.48%
LBR	JOHN FINGER	13	56.52%	0	0.00%	13	56.52%
Cast Votes:		23	92.00%	0	0.00%	23	92.00%
Over Votes:		0	0.00%	0	0.00%	0	0.00%
Under Votes:		2	8.00%	0	0.00%	2	8.00%

UNITED STATES SENATOR, Vote For 1 Republican

REP	KEN BUCK	0	0.00%	0	0.00%	0	0.00%
REP	JANE NORTON	0	0.00%	0	0.00%	0	0.00%
Cast Votes:		0	0.00%	0	0.00%	0	0.00%
Over Votes:		0	0.00%	0	0.00%	0	0.00%
Under Votes:		0	0.00%	0	0.00%	0	0.00%

REPRESENTATIVE TO THE US CONGRESS - DISTRICT 2, Vote For 1 Democratic

DEM	JARED POLIS	0	0.00%	0	0.00%	0	0.00%
Cast Votes:		0	0.00%	0	0.00%	0	0.00%
Over Votes:		0	0.00%	0	0.00%	0	0.00%
Under Votes:		0	0.00%	0	0.00%	0	0.00%

Precincts		Voters	
Counted	Total	Ballots	Registered
0	174	0	0
		0.00%	0.00%

*OK*  
*David Hund*  
*Bobby Hund*

*u*

# Cumulative Report — Unofficial Boulder County, Colorado — 2010 Boulder County Primary Election — August 10, 2010

Total Number of Voters : 25 of 0 = 0.00%

Precincts Reporting 0 of 236 = 0.00%

<b>Party</b>	<b>Candidate</b>	<b>Absentee</b>	<b>Early</b>	<b>Election</b>	<b>Total</b>
--------------	------------------	-----------------	--------------	-----------------	--------------

**REPRESENTATIVE TO THE US CONGRESS - DISTRICT 2, Vote For 1 Republican**

REP	STEPHEN BAILEY	0	0.00%	0	0.00%	0	0.00%
REP	BOB BRANCATO	0	0.00%	0	0.00%	0	0.00%
<b>Cast Votes:</b>		0	0.00%	0	0.00%	0	0.00%
<b>Over Votes:</b>		0	0.00%	0	0.00%	0	0.00%
<b>Under Votes:</b>		0	0.00%	0	0.00%	0	0.00%

Precincts			Voters		
Counted	Total	Percent	Ballots	Registered	Percent
0	174	0.00%	0	0	0.00%

**REPRESENTATIVE TO THE US CONGRESS - DISTRICT 4, Vote For 1 Democratic**

DEM	BETSY MARKEY	0	0.00%	0	0.00%	0	0.00%
<b>Cast Votes:</b>		0	0.00%	0	0.00%	0	0.00%
<b>Over Votes:</b>		0	0.00%	0	0.00%	0	0.00%
<b>Under Votes:</b>		0	0.00%	0	0.00%	0	0.00%

Precincts			Voters		
Counted	Total	Percent	Ballots	Registered	Percent
0	62	0.00%	0	0	0.00%

**REPRESENTATIVE TO THE US CONGRESS - DISTRICT 4, Vote For 1 Republican**

REP	CORY GARDNER	0	0.00%	0	0.00%	0	0.00%
<b>Cast Votes:</b>		0	0.00%	0	0.00%	0	0.00%
<b>Over Votes:</b>		0	0.00%	0	0.00%	0	0.00%
<b>Under Votes:</b>		0	0.00%	0	0.00%	0	0.00%

Precincts			Voters		
Counted	Total	Percent	Ballots	Registered	Percent
0	62	0.00%	0	0	0.00%

**GOVERNOR, Vote For 1 Democratic**

DEM	JOHN HICKENLOOPER	0	0.00%	0	0.00%	0	0.00%
<b>Cast Votes:</b>		0	0.00%	0	0.00%	0	0.00%
<b>Over Votes:</b>		0	0.00%	0	0.00%	0	0.00%
<b>Under Votes:</b>		0	0.00%	0	0.00%	0	0.00%

Precincts			Voters		
Counted	Total	Percent	Ballots	Registered	Percent
0	234	0.00%	0	0	0.00%

Total Number of Voters : 25 of 0 = 0.00% Precincts Reporting 0 of 236 = 0.00%

Party	Candidate	Absentee	Early	Election	Total
-------	-----------	----------	-------	----------	-------

**GOVERNOR, Vote For 1** Libertarian

LBR	DAN "KILO" SALLIS	9 39.13%	0 0.00%	0 0.00%	9 39.13%
LBR	JAIMES BROWN	14 60.87%	0 0.00%	0 0.00%	14 60.87%
		23 92.00%	0 0.00%	0 0.00%	23 92.00%
<b>Cast Votes:</b>		0 0.00%	0 0.00%	0 0.00%	0 0.00%
<b>Over Votes:</b>		2 8.00%	0 0.00%	0 0.00%	2 8.00%
<b>Under Votes:</b>					

Precincts		Voters		
Counted	Total	Percent	Registered	Percent
0	234	0.00%	25	0.00%

**GOVERNOR, Vote For 1** Republican

REP	DAN MAES	0 0.00%	0 0.00%	0 0.00%	0 0.00%
REP	SCOTT MCINNIS	0 0.00%	0 0.00%	0 0.00%	0 0.00%
		0 0.00%	0 0.00%	0 0.00%	0 0.00%
<b>Cast Votes:</b>		0 0.00%	0 0.00%	0 0.00%	0 0.00%
<b>Over Votes:</b>		0 0.00%	0 0.00%	0 0.00%	0 0.00%
<b>Under Votes:</b>		0 0.00%	0 0.00%	0 0.00%	0 0.00%

Precincts		Voters		
Counted	Total	Percent	Registered	Percent
0	234	0.00%	0	0.00%

**SECRETARY OF STATE, Vote For 1** Democratic

DEM	BERNIE BUESCHER	0 0.00%	0 0.00%	0 0.00%	0 0.00%
		0 0.00%	0 0.00%	0 0.00%	0 0.00%
<b>Cast Votes:</b>		0 0.00%	0 0.00%	0 0.00%	0 0.00%
<b>Over Votes:</b>		0 0.00%	0 0.00%	0 0.00%	0 0.00%
<b>Under Votes:</b>		0 0.00%	0 0.00%	0 0.00%	0 0.00%

Precincts		Voters		
Counted	Total	Percent	Registered	Percent
0	234	0.00%	0	0.00%

Total Number of Voters : 25 of 0 = 0.00%

<b>Party</b>	<b>Candidate</b>	<b>Absentee</b>	<b>Early</b>	<b>Election</b>	<b>Total</b>
REP	SCOTT GESSLER	0	0	0	0

SECRETARY OF STATE, Vote For 1 Republican

REP	SCOTT GESSLER	0	0.00%	0	0.00%	0	0.00%	0	0.00%
<b>Cast Votes:</b>		0	0.00%	0	0.00%	0	0.00%	0	0.00%
<b>Over Votes:</b>		0	0.00%	0	0.00%	0	0.00%	0	0.00%
<b>Under Votes:</b>		0	0.00%	0	0.00%	0	0.00%	0	0.00%

Precincts			Voters		
Counted	Total	Percent	Ballots	Registered	Percent
0	234	0.00%	0	0	0.00%

TREASURER, Vote For 1 Democratic

DEM	CARY KENNEDY	0	0.00%	0	0.00%	0	0.00%	0	0.00%
<b>Cast Votes:</b>		0	0.00%	0	0.00%	0	0.00%	0	0.00%
<b>Over Votes:</b>		0	0.00%	0	0.00%	0	0.00%	0	0.00%
<b>Under Votes:</b>		0	0.00%	0	0.00%	0	0.00%	0	0.00%

Precincts			Voters		
Counted	Total	Percent	Ballots	Registered	Percent
0	234	0.00%	0	0	0.00%

TREASURER, Vote For 1 Republican

REP	J. J. AMENT	0	0.00%	0	0.00%	0	0.00%	0	0.00%
REP	WALKER STAPLETON	0	0.00%	0	0.00%	0	0.00%	0	0.00%
<b>Cast Votes:</b>		0	0.00%	0	0.00%	0	0.00%	0	0.00%
<b>Over Votes:</b>		0	0.00%	0	0.00%	0	0.00%	0	0.00%
<b>Under Votes:</b>		0	0.00%	0	0.00%	0	0.00%	0	0.00%

Precincts			Voters		
Counted	Total	Percent	Ballots	Registered	Percent
0	234	0.00%	0	0	0.00%

ATTORNEY GENERAL, Vote For 1 Democratic

DEM	STAN GARNETT	0	0.00%	0	0.00%	0	0.00%	0	0.00%
<b>Cast Votes:</b>		0	0.00%	0	0.00%	0	0.00%	0	0.00%
<b>Over Votes:</b>		0	0.00%	0	0.00%	0	0.00%	0	0.00%
<b>Under Votes:</b>		0	0.00%	0	0.00%	0	0.00%	0	0.00%

Precincts			Voters		
Counted	Total	Percent	Ballots	Registered	Percent
0	234	0.00%	0	0	0.00%

# Cumulative Report — Unofficial Boulder County, Colorado — 2010 Boulder County Primary Election — August 10, 2010

07/07/2010 03:45 PM

Page 5 of 13

Total Number of Voters : 25 of 0 = 0.00%

Precincts Reporting 0 of 236 = 0.00%

Party	Absentee	Early	Election	Total

ATTORNEY GENERAL, Vote For 1 Republican

REP JOHN SUTHERS

Cast Votes:	0	0.00%	0	0.00%	0	0.00%	0	0.00%
Over Votes:	0	0.00%	0	0.00%	0	0.00%	0	0.00%
Under Votes:	0	0.00%	0	0.00%	0	0.00%	0	0.00%

Precincts			Voters		
Counted	Total	Percent	Ballots	Registered	Percent
0	234	0.00%	0	0	0.00%

STATE BOARD OF EDUCATION-CONGRESSIONAL DISTRICT 2, Vote For 1 Democratic

DEM ANGELIKA SCHROEDER

Cast Votes:	0	0.00%	0	0.00%	0	0.00%	0	0.00%
Over Votes:	0	0.00%	0	0.00%	0	0.00%	0	0.00%
Under Votes:	0	0.00%	0	0.00%	0	0.00%	0	0.00%

Precincts			Voters		
Counted	Total	Percent	Ballots	Registered	Percent
0	173	0.00%	0	0	0.00%

STATE BOARD OF EDUCATION-CONGRESSIONAL DISTRICT 2, Vote For 1 Republican

REP KAYE FERRY

Cast Votes:	0	0.00%	0	0.00%	0	0.00%	0	0.00%
Over Votes:	0	0.00%	0	0.00%	0	0.00%	0	0.00%
Under Votes:	0	0.00%	0	0.00%	0	0.00%	0	0.00%

Precincts			Voters		
Counted	Total	Percent	Ballots	Registered	Percent
0	173	0.00%	0	0	0.00%

REGENT OF THE UNIVERSITY OF COLORADO - AT LARGE, Vote For 1 Democratic

DEM MELISSA HART

Cast Votes:	0	0.00%	0	0.00%	0	0.00%	0	0.00%
Over Votes:	0	0.00%	0	0.00%	0	0.00%	0	0.00%
Under Votes:	0	0.00%	0	0.00%	0	0.00%	0	0.00%

Precincts			Voters		
Counted	Total	Percent	Ballots	Registered	Percent
0	234	0.00%	0	0	0.00%

# Cumulative Report — Unofficial Boulder County, Colorado — 2010 Boulder County Primary Election — August 10, 2010

07/07/2010 03:45 PM

Page 6 of 13

Total Number of Voters : 25 of 0 = 0.00%

Precincts Reporting 0 of 236 = 0.00%

<b>Party</b>	<b>Candidate</b>	<b>Absentee</b>	<b>Early</b>	<b>Election</b>	<b>Total</b>
REGENT OF THE UNIVERSITY OF COLORADO - AT LARGE, Vote For 1	Republican				

REP STEVE BOSLEY

0	0.00%	0	0.00%	0	0.00%	0	0.00%
0	0.00%	0	0.00%	0	0.00%	0	0.00%
0	0.00%	0	0.00%	0	0.00%	0	0.00%
0	0.00%	0	0.00%	0	0.00%	0	0.00%

Cast Votes:  
Over Votes:  
Under Votes:

Precincts			Voters		
Counted	Total	Percent	Ballots	Registered	Percent
0	234	0.00%	0	0	0.00%

REGENT OF THE UNIVERSITY OF COLORADO-CONGRESSIONAL DISTRICT 4, Vote For 1 Democratic

DEM	ROBERT "BC" BISHOP-COTNER	0	0.00%	0	0.00%	0	0.00%
0	0.00%	0	0.00%	0	0.00%	0	0.00%
0	0.00%	0	0.00%	0	0.00%	0	0.00%
0	0.00%	0	0.00%	0	0.00%	0	0.00%

Cast Votes:  
Over Votes:  
Under Votes:

Precincts			Voters		
Counted	Total	Percent	Ballots	Registered	Percent
0	61	0.00%	0	0	0.00%

REGENT OF THE UNIVERSITY OF COLORADO-CONGRESSIONAL DISTRICT 4, Vote For 1 Republican

REP	SUE SHARKEY	0	0.00%	0	0.00%	0	0.00%
0	0.00%	0	0.00%	0	0.00%	0	0.00%
0	0.00%	0	0.00%	0	0.00%	0	0.00%
0	0.00%	0	0.00%	0	0.00%	0	0.00%

Cast Votes:  
Over Votes:  
Under Votes:

Precincts			Voters		
Counted	Total	Percent	Ballots	Registered	Percent
0	61	0.00%	0	0	0.00%

STATE SENATE - DISTRICT 16, Vote For 1 Democratic

DEM	JEANNE NICHOLSON	0	0.00%	0	0.00%	0	0.00%
0	0.00%	0	0.00%	0	0.00%	0	0.00%
0	0.00%	0	0.00%	0	0.00%	0	0.00%
0	0.00%	0	0.00%	0	0.00%	0	0.00%

Cast Votes:  
Over Votes:  
Under Votes:

Precincts			Voters		
Counted	Total	Percent	Ballots	Registered	Percent
0	27	0.00%	0	0	0.00%



# Cumulative Report — Unofficial Boulder County, Colorado — 2010 Boulder County Primary Election — August 10, 2010

07/07/2010 03:45 PM

Page 7 of 13

Total Number of Voters : 25 of 0 = 0.00%

Precincts Reporting 0 of 236 = 0.00%

<b>Party</b>	<b>Candidate</b>	<b>Absentee</b>	<b>Early</b>	<b>Election</b>	<b>Total</b>

STATE SENATE - DISTRICT 16, Vote For 1 Republican

REP TIM LEONARD

<b>Cast Votes:</b>	0	0.00%	0	0.00%	0	0.00%
<b>Over Votes:</b>	0	0.00%	0	0.00%	0	0.00%
<b>Under Votes:</b>	0	0.00%	0	0.00%	0	0.00%

Precincts			Voters		
Counted	Total	Percent	Ballots	Registered	Percent
0	27	0.00%	0	0	0.00%

STATE REPRESENTATIVE - DISTRICT 10, Vote For 1 Democratic

DEM DICKEY LEE HULLINGHORST

<b>Cast Votes:</b>	0	0.00%	0	0.00%	0	0.00%
<b>Over Votes:</b>	0	0.00%	0	0.00%	0	0.00%
<b>Under Votes:</b>	0	0.00%	0	0.00%	0	0.00%

Precincts			Voters		
Counted	Total	Percent	Ballots	Registered	Percent
0	57	0.00%	0	0	0.00%

STATE REPRESENTATIVE - DISTRICT 10, Vote For 1 Republican

REP DOROTHY ANN MARSHALL

<b>Cast Votes:</b>	0	0.00%	0	0.00%	0	0.00%
<b>Over Votes:</b>	0	0.00%	0	0.00%	0	0.00%
<b>Under Votes:</b>	0	0.00%	0	0.00%	0	0.00%

Precincts			Voters		
Counted	Total	Percent	Ballots	Registered	Percent
0	57	0.00%	0	0	0.00%

STATE REPRESENTATIVE - DISTRICT 11, Vote For 1 Democratic

DEM DEB GARDNER

<b>Cast Votes:</b>	0	0.00%	0	0.00%	0	0.00%
<b>Over Votes:</b>	0	0.00%	0	0.00%	0	0.00%
<b>Under Votes:</b>	0	0.00%	0	0.00%	0	0.00%

Precincts			Voters		
Counted	Total	Percent	Ballots	Registered	Percent
0	59	0.00%	0	0	0.00%

Total Number of Voters : 25 of 0 = 0.00%

<b>Party</b>	<b>Candidate</b>	<b>Absentee</b>	<b>Early</b>	<b>Election</b>	<b>Total</b>
REP	WES WHITELEY	0	0	0	0

**STATE REPRESENTATIVE - DISTRICT 11, Vote For 1 Republican**

Cast Votes: 0 0.00%      0 0.00%      0 0.00%      0 0.00%

Over Votes: 0 0.00%      0 0.00%      0 0.00%      0 0.00%

Under Votes: 0 0.00%      0 0.00%      0 0.00%      0 0.00%

Precincts		Voters			
Counted	Total	Percent	Ballots	Registered	Percent
0	59	0.00%	0	0	0.00%

**STATE REPRESENTATIVE - DISTRICT 12, Vote For 1 Democratic**

DEM JAKE WILLIAMS      0 0.00%      0 0.00%      0 0.00%      0 0.00%

DEM MATT JONES      0 0.00%      0 0.00%      0 0.00%      0 0.00%

Cast Votes: 0 0.00%      0 0.00%      0 0.00%      0 0.00%

Over Votes: 0 0.00%      0 0.00%      0 0.00%      0 0.00%

Under Votes: 0 0.00%      0 0.00%      0 0.00%      0 0.00%

Precincts		Voters			
Counted	Total	Percent	Ballots	Registered	Percent
0	50	0.00%	0	0	0.00%

**STATE REPRESENTATIVE - DISTRICT 12, Vote For 1 Republican**

REP JEFFREY ILSEMAN      0 0.00%      0 0.00%      0 0.00%      0 0.00%

Cast Votes: 0 0.00%      0 0.00%      0 0.00%      0 0.00%

Over Votes: 0 0.00%      0 0.00%      0 0.00%      0 0.00%

Under Votes: 0 0.00%      0 0.00%      0 0.00%      0 0.00%

Precincts		Voters			
Counted	Total	Percent	Ballots	Registered	Percent
0	50	0.00%	0	0	0.00%

**STATE REPRESENTATIVE - DISTRICT 13, Vote For 1 Democratic**

DEM CLAIRE LEVY      0 0.00%      0 0.00%      0 0.00%      0 0.00%

Cast Votes: 0 0.00%      0 0.00%      0 0.00%      0 0.00%

Over Votes: 0 0.00%      0 0.00%      0 0.00%      0 0.00%

Under Votes: 0 0.00%      0 0.00%      0 0.00%      0 0.00%

Precincts		Voters			
Counted	Total	Percent	Ballots	Registered	Percent
0	54	0.00%	0	0	0.00%

# Cumulative Report — Unofficial Boulder County, Colorado — 2010 Boulder County Primary Election — August 10, 2010

Total Number of Voters : 25 of 0 = 0.00%

Precincts Reporting 0 of 236 = 0.00%

<b>Party</b>	<b>Candidate</b>	<b>Absentee</b>	<b>Early</b>	<b>Election</b>	<b>Total</b>
REP	ROBERT HOUESHELL	0	0	0	0

**STATE REPRESENTATIVE - DISTRICT 13, Vote For 1 Republican**

REP	ROBERT HOUESHELL	0	0.00%	0	0.00%	0	0.00%
<b>Cast Votes:</b>		0	0.00%	0	0.00%	0	0.00%
<b>Over Votes:</b>		0	0.00%	0	0.00%	0	0.00%
<b>Under Votes:</b>		0	0.00%	0	0.00%	0	0.00%

Precincts			Voters		
Counted	Total	Percent	Ballots	Registered	Percent
0	54	0.00%	0	0	0.00%

**STATE REPRESENTATIVE - DISTRICT 33, Vote For 1 Democratic**

DEM	DIANNE PRIMAVERA	0	0.00%	0	0.00%	0	0.00%
<b>Cast Votes:</b>		0	0.00%	0	0.00%	0	0.00%
<b>Over Votes:</b>		0	0.00%	0	0.00%	0	0.00%
<b>Under Votes:</b>		0	0.00%	0	0.00%	0	0.00%

Precincts			Voters		
Counted	Total	Percent	Ballots	Registered	Percent
0	14	0.00%	0	0	0.00%

**STATE REPRESENTATIVE - DISTRICT 33, Vote For 1 Republican**

REP	DONALD BEEZLEY	0	0.00%	0	0.00%	0	0.00%
<b>Cast Votes:</b>		0	0.00%	0	0.00%	0	0.00%
<b>Over Votes:</b>		0	0.00%	0	0.00%	0	0.00%
<b>Under Votes:</b>		0	0.00%	0	0.00%	0	0.00%

Precincts			Voters		
Counted	Total	Percent	Ballots	Registered	Percent
0	14	0.00%	0	0	0.00%

**COUNTY COMMISSIONER, Vote For 1 Democratic**

DEM	CINDY DOMENICO	0	0.00%	0	0.00%	0	0.00%
<b>Cast Votes:</b>		0	0.00%	0	0.00%	0	0.00%
<b>Over Votes:</b>		0	0.00%	0	0.00%	0	0.00%
<b>Under Votes:</b>		0	0.00%	0	0.00%	0	0.00%

Precincts			Voters		
Counted	Total	Percent	Ballots	Registered	Percent
0	234	0.00%	0	0	0.00%

# Cumulative Report — Unofficial Boulder County, Colorado — 2010 Boulder County Primary Election — August 10, 2010

Total Number of Voters : 25 of 0 = 0.00%

Precincts Reporting 0 of 236 = 0.00%

<b>Party</b>	<b>Candidate</b>	<b>Absentee</b>	<b>Early</b>	<b>Election</b>	<b>Total</b>
REP	DICK R. MURPHY	0	0	0	0

**COUNTY COMMISSIONER, Vote For 1** Republican

REP	DICK R. MURPHY	0	0.00%	0	0.00%	0	0.00%	0	0.00%
<b>Cast Votes:</b>		0	0.00%	0	0.00%	0	0.00%	0	0.00%
<b>Over Votes:</b>		0	0.00%	0	0.00%	0	0.00%	0	0.00%
<b>Under Votes:</b>		0	0.00%	0	0.00%	0	0.00%	0	0.00%

Precincts			Voters		
Counted	Total	Percent	Ballots	Registered	Percent
0	234	0.00%	0	0	0.00%

**COUNTY CLERK & RECORDER, Vote For 1** Democratic

DEM	HILLARY HALL	0	0.00%	0	0.00%	0	0.00%	0	0.00%
<b>Cast Votes:</b>		0	0.00%	0	0.00%	0	0.00%	0	0.00%
<b>Over Votes:</b>		0	0.00%	0	0.00%	0	0.00%	0	0.00%
<b>Under Votes:</b>		0	0.00%	0	0.00%	0	0.00%	0	0.00%

Precincts			Voters		
Counted	Total	Percent	Ballots	Registered	Percent
0	234	0.00%	0	0	0.00%

**COUNTY CLERK & RECORDER, Vote For 1** Republican

REP	DANIEL MARTIN	0	0.00%	0	0.00%	0	0.00%	0	0.00%
<b>Cast Votes:</b>		0	0.00%	0	0.00%	0	0.00%	0	0.00%
<b>Over Votes:</b>		0	0.00%	0	0.00%	0	0.00%	0	0.00%
<b>Under Votes:</b>		0	0.00%	0	0.00%	0	0.00%	0	0.00%

Precincts			Voters		
Counted	Total	Percent	Ballots	Registered	Percent
0	234	0.00%	0	0	0.00%

**COUNTY TREASURER, Vote For 1** Democratic

DEM	ROBERT S. HULLINGHORST	0	0.00%	0	0.00%	0	0.00%	0	0.00%
<b>Cast Votes:</b>		0	0.00%	0	0.00%	0	0.00%	0	0.00%
<b>Over Votes:</b>		0	0.00%	0	0.00%	0	0.00%	0	0.00%
<b>Under Votes:</b>		0	0.00%	0	0.00%	0	0.00%	0	0.00%

Precincts			Voters		
Counted	Total	Percent	Ballots	Registered	Percent
0	234	0.00%	0	0	0.00%

# Cumulative Report — Unofficial Boulder County, Colorado — 2010 Boulder County Primary Election — August 10, 2010

Total Number of Voters : 25 of 0 = 0.00%

Precincts Reporting 0 of 236 = 0.00%

<b>Party</b>	<b>Candidate</b>	<b>Absentee</b>	<b>Early</b>	<b>Election</b>	<b>Total</b>
REP	MARTY NEILSON	0	0	0	0

COUNTY TREASURER, Vote For 1 Republican

REP	MARTY NEILSON	0	0.00%	0	0.00%	0	0.00%
<b>Cast Votes:</b>		0	0.00%	0	0.00%	0	0.00%
<b>Over Votes:</b>		0	0.00%	0	0.00%	0	0.00%
<b>Under Votes:</b>		0	0.00%	0	0.00%	0	0.00%

Precincts			Voters		
Counted	Total	Percent	Ballots	Registered	Percent
0	234	0.00%	0	0	0.00%

COUNTY ASSESSOR, Vote For 1 Democratic

DEM	JERRY ROBERTS	0	0.00%	0	0.00%	0	0.00%
<b>Cast Votes:</b>		0	0.00%	0	0.00%	0	0.00%
<b>Over Votes:</b>		0	0.00%	0	0.00%	0	0.00%
<b>Under Votes:</b>		0	0.00%	0	0.00%	0	0.00%

Precincts			Voters		
Counted	Total	Percent	Ballots	Registered	Percent
0	234	0.00%	0	0	0.00%

COUNTY ASSESSOR, Vote For 1 Republican

REP	JOEL T. CHAMPION	0	0.00%	0	0.00%	0	0.00%
<b>Cast Votes:</b>		0	0.00%	0	0.00%	0	0.00%
<b>Over Votes:</b>		0	0.00%	0	0.00%	0	0.00%
<b>Under Votes:</b>		0	0.00%	0	0.00%	0	0.00%

Precincts			Voters		
Counted	Total	Percent	Ballots	Registered	Percent
0	234	0.00%	0	0	0.00%

COUNTY SHERIFF, Vote For 1 Democratic

DEM	JOSEPH K. PELLE	0	0.00%	0	0.00%	0	0.00%
<b>Cast Votes:</b>		0	0.00%	0	0.00%	0	0.00%
<b>Over Votes:</b>		0	0.00%	0	0.00%	0	0.00%
<b>Under Votes:</b>		0	0.00%	0	0.00%	0	0.00%

Precincts			Voters		
Counted	Total	Percent	Ballots	Registered	Percent
0	234	0.00%	0	0	0.00%

Total Number of Voters : 25 of 0 = 0.00% Precincts Reporting 0 of 236 = 0.00%

<b>Party</b>	<b>Absentee</b>	<b>Early</b>	<b>Election</b>	<b>Total</b>
COUNTY SHERIFF, Vote For 1 Republican				

No Candidate for Race				
0	0.00%	0	0.00%	0
0	0.00%	0	0.00%	0

Cast Votes:

Precincts		Voters		
Counted	Total	Percent	Ballots	Registered
0	234	0.00%	0	0
		0.00%		0.00%

**COUNTY SURVEYOR, Vote For 1 Democratic**

DEM	ALAN GREENBERG	0	0.00%	0	0.00%
DEM	JASON EMERY	0	0.00%	0	0.00%
0	0.00%	0	0.00%	0	0.00%
0	0.00%	0	0.00%	0	0.00%
0	0.00%	0	0.00%	0	0.00%

Cast Votes:  
 Over Votes:  
 Under Votes:

Precincts		Voters		
Counted	Total	Percent	Ballots	Registered
0	234	0.00%	0	0
		0.00%		0.00%

**COUNTY SURVEYOR, Vote For 1 Republican**

No Candidate for Race				
0	0.00%	0	0.00%	0
0	0.00%	0	0.00%	0

Cast Votes:

Precincts		Voters		
Counted	Total	Percent	Ballots	Registered
0	234	0.00%	0	0
		0.00%		0.00%

**COUNTY CORONER, Vote For 1 Democratic**

No Candidate for Race				
0	0.00%	0	0.00%	0
0	0.00%	0	0.00%	0

Cast Votes:

Precincts		Voters		
Counted	Total	Percent	Ballots	Registered
0	234	0.00%	0	0
		0.00%		0.00%

# Cumulative Report — Unofficial Boulder County, Colorado — 2010 Boulder County Primary Election — August 10, 2010

07/07/2010 03:45 PM

Page 13 of 13

Total Number of Voters : 25 of 0 = 0.00%

Precincts Reporting 0 of 236 = 0.00%

<b>Party</b>	<b>Candidate</b>	<b>Absentee</b>	<b>Early</b>	<b>Election</b>	<b>Total</b>

COUNTY CORONER, Vote For 1 Republican

No Candidate for Race

0	0.00%	0	0.00%	0	0.00%
0	0.00%	0	0.00%	0	0.00%

**Cast Votes:**

Precincts		Voters	
Counted	Total	Ballots	Registered
0	234	0	0
		0.00%	0.00%
			0.00%

---

--	--	--	--

---

DAU

# Cumulative Report — Unofficial LAT LIB Results Report

07/07/2010 02:50 PM

## Boulder County, Colorado — 2010 Boulder County Primary Election — August 10, 2010

Total Number of Voters : 25 of 0 = 0.00%

Precincts Reporting 0 of 236 = 0.00%

Party	Candidate	Absentee	Early	Election	Total
-------	-----------	----------	-------	----------	-------

### UNITED STATES SENATOR, Vote For 1 Democratic

DEM	ANDREW ROMANOFF	0	0	0	0
DEM	MICHAEL F. BENNET	0	0	0	0

Cast Votes: 0 0.00%  
 Over Votes: 0 0.00%  
 Under Votes: 0 0.00%

### UNITED STATES SENATOR, Vote For 1 Libertarian

LBR	MACLYN "MAC" STRINGER	0	10	0	10
LBR	JOHN FINGER	0	13	0	13

Cast Votes: 0 0.00%  
 Over Votes: 0 0.00%  
 Under Votes: 0 0.00%

### UNITED STATES SENATOR, Vote For 1 Republican

REP	KEN BUCK	0	0	0	0
REP	JANE NORTON	0	0	0	0

Cast Votes: 0 0.00%  
 Over Votes: 0 0.00%  
 Under Votes: 0 0.00%

### REPRESENTATIVE TO THE US CONGRESS - DISTRICT 2, Vote For 1 Democratic

DEM	JARED POLIS	0	0	0	0
-----	-------------	---	---	---	---

Cast Votes: 0 0.00%  
 Over Votes: 0 0.00%  
 Under Votes: 0 0.00%

Precincts		Voters	
Counted	Total	Ballots	Registered
0	174	0	0
		0.00%	0.00%

*Handwritten signature and text:*  
 For District 2  
 Jared Polis



# Cumulative Report — Unofficial Boulder County, Colorado — 2010 Boulder County Primary Election — August 10, 2010

Total Number of Voters : 25 of 0 = 0.00%

Precincts Reporting 0 of 236 = 0.00%

Party	Candidate	Absentee	Early	Election	Total
-------	-----------	----------	-------	----------	-------

**REPRESENTATIVE TO THE US CONGRESS - DISTRICT 2, Vote For 1 Republican**

REP	STEPHEN BAILEY	0	0.00%	0	0.00%	0	0.00%	0	0.00%
REP	BOB BRANCATO	0	0.00%	0	0.00%	0	0.00%	0	0.00%
<b>Cast Votes:</b>		0	0.00%	0	0.00%	0	0.00%	0	0.00%
<b>Over Votes:</b>		0	0.00%	0	0.00%	0	0.00%	0	0.00%
<b>Under Votes:</b>		0	0.00%	0	0.00%	0	0.00%	0	0.00%

Precincts			Voters		
Counted	Total	Percent	Ballots	Registered	Percent
0	174	0.00%	0	0	0.00%

**REPRESENTATIVE TO THE US CONGRESS - DISTRICT 4, Vote For 1 Democratic**

DEM	BETSY MARKEY	0	0.00%	0	0.00%	0	0.00%	0	0.00%
<b>Cast Votes:</b>		0	0.00%	0	0.00%	0	0.00%	0	0.00%
<b>Over Votes:</b>		0	0.00%	0	0.00%	0	0.00%	0	0.00%
<b>Under Votes:</b>		0	0.00%	0	0.00%	0	0.00%	0	0.00%

Precincts			Voters		
Counted	Total	Percent	Ballots	Registered	Percent
0	62	0.00%	0	0	0.00%

**REPRESENTATIVE TO THE US CONGRESS - DISTRICT 4, Vote For 1 Republican**

REP	CORY GARDNER	0	0.00%	0	0.00%	0	0.00%	0	0.00%
<b>Cast Votes:</b>		0	0.00%	0	0.00%	0	0.00%	0	0.00%
<b>Over Votes:</b>		0	0.00%	0	0.00%	0	0.00%	0	0.00%
<b>Under Votes:</b>		0	0.00%	0	0.00%	0	0.00%	0	0.00%

Precincts			Voters		
Counted	Total	Percent	Ballots	Registered	Percent
0	62	0.00%	0	0	0.00%

**GOVERNOR, Vote For 1 Democratic**

DEM	JOHN HICKENLOOPER	0	0.00%	0	0.00%	0	0.00%	0	0.00%
<b>Cast Votes:</b>		0	0.00%	0	0.00%	0	0.00%	0	0.00%
<b>Over Votes:</b>		0	0.00%	0	0.00%	0	0.00%	0	0.00%
<b>Under Votes:</b>		0	0.00%	0	0.00%	0	0.00%	0	0.00%

Precincts			Voters		
Counted	Total	Percent	Ballots	Registered	Percent
0	234	0.00%	0	0	0.00%



Total Number of Voters : 25 of 0 = 0.00%

<b>Party</b>	<b>Candidate</b>	<b>Absentee</b>	<b>Early</b>	<b>Election</b>	<b>Total</b>
REP	SCOTT GESSLER	0	0	0	0

SECRETARY OF STATE, Vote For 1 Republican

<b>REP</b>	<b>SCOTT GESSLER</b>	0	0.00%	0	0.00%	0	0.00%	0	0.00%
<b>Cast Votes:</b>		0	0.00%	0	0.00%	0	0.00%	0	0.00%
<b>Over Votes:</b>		0	0.00%	0	0.00%	0	0.00%	0	0.00%
<b>Under Votes:</b>		0	0.00%	0	0.00%	0	0.00%	0	0.00%

Precincts			Voters		
Counted	Total	Percent	Ballots	Registered	Percent
0	234	0.00%	0	0	0.00%

TREASURER, Vote For 1 Democratic

<b>DEM</b>	<b>CARY KENNEDY</b>	0	0.00%	0	0.00%	0	0.00%	0	0.00%
<b>Cast Votes:</b>		0	0.00%	0	0.00%	0	0.00%	0	0.00%
<b>Over Votes:</b>		0	0.00%	0	0.00%	0	0.00%	0	0.00%
<b>Under Votes:</b>		0	0.00%	0	0.00%	0	0.00%	0	0.00%

Precincts			Voters		
Counted	Total	Percent	Ballots	Registered	Percent
0	234	0.00%	0	0	0.00%

TREASURER, Vote For 1 Republican

<b>REP</b>	<b>J. J. AMENT</b>	0	0.00%	0	0.00%	0	0.00%	0	0.00%
<b>REP</b>	<b>WALKER STAPLETON</b>	0	0.00%	0	0.00%	0	0.00%	0	0.00%
<b>Cast Votes:</b>		0	0.00%	0	0.00%	0	0.00%	0	0.00%
<b>Over Votes:</b>		0	0.00%	0	0.00%	0	0.00%	0	0.00%
<b>Under Votes:</b>		0	0.00%	0	0.00%	0	0.00%	0	0.00%

Precincts			Voters		
Counted	Total	Percent	Ballots	Registered	Percent
0	234	0.00%	0	0	0.00%

ATTORNEY GENERAL, Vote For 1 Democratic

<b>DEM</b>	<b>STAN GARNETT</b>	0	0.00%	0	0.00%	0	0.00%	0	0.00%
<b>Cast Votes:</b>		0	0.00%	0	0.00%	0	0.00%	0	0.00%
<b>Over Votes:</b>		0	0.00%	0	0.00%	0	0.00%	0	0.00%
<b>Under Votes:</b>		0	0.00%	0	0.00%	0	0.00%	0	0.00%

Precincts			Voters		
Counted	Total	Percent	Ballots	Registered	Percent
0	234	0.00%	0	0	0.00%

Total Number of Voters : 25 of 0 = 0.00%

<b>Party</b>	<b>Candidate</b>	<b>Absentee</b>	<b>Early</b>	<b>Election</b>	<b>Total</b>
REP	JOHN SUTHERS	0	0	0	0

ATTORNEY GENERAL, Vote For 1 Republican

REP	JOHN SUTHERS	0	0.00%	0	0.00%	0	0.00%	0	0.00%
<b>Cast Votes:</b>		0	0.00%	0	0.00%	0	0.00%	0	0.00%
<b>Over Votes:</b>		0	0.00%	0	0.00%	0	0.00%	0	0.00%
<b>Under Votes:</b>		0	0.00%	0	0.00%	0	0.00%	0	0.00%

Precincts			Voters		
Counted	Total	Percent	Ballots	Registered	Percent
0	234	0.00%	0	0	0.00%

**STATE BOARD OF EDUCATION-CONGRESSIONAL DISTRICT 2, Vote For 1 Democratic**

DEM	ANGELIKA SCHROEDER	0	0.00%	0	0.00%	0	0.00%	0	0.00%
<b>Cast Votes:</b>		0	0.00%	0	0.00%	0	0.00%	0	0.00%
<b>Over Votes:</b>		0	0.00%	0	0.00%	0	0.00%	0	0.00%
<b>Under Votes:</b>		0	0.00%	0	0.00%	0	0.00%	0	0.00%

Precincts			Voters		
Counted	Total	Percent	Ballots	Registered	Percent
0	173	0.00%	0	0	0.00%

**STATE BOARD OF EDUCATION-CONGRESSIONAL DISTRICT 2, Vote For 1 Republican**

REP	KAYE FERRY	0	0.00%	0	0.00%	0	0.00%	0	0.00%
<b>Cast Votes:</b>		0	0.00%	0	0.00%	0	0.00%	0	0.00%
<b>Over Votes:</b>		0	0.00%	0	0.00%	0	0.00%	0	0.00%
<b>Under Votes:</b>		0	0.00%	0	0.00%	0	0.00%	0	0.00%

Precincts			Voters		
Counted	Total	Percent	Ballots	Registered	Percent
0	173	0.00%	0	0	0.00%

**REGENT OF THE UNIVERSITY OF COLORADO - AT LARGE, Vote For 1 Democratic**

DEM	MELISSA HART	0	0.00%	0	0.00%	0	0.00%	0	0.00%
<b>Cast Votes:</b>		0	0.00%	0	0.00%	0	0.00%	0	0.00%
<b>Over Votes:</b>		0	0.00%	0	0.00%	0	0.00%	0	0.00%
<b>Under Votes:</b>		0	0.00%	0	0.00%	0	0.00%	0	0.00%

Precincts			Voters		
Counted	Total	Percent	Ballots	Registered	Percent
0	234	0.00%	0	0	0.00%

# Cumulative Report — Unofficial Boulder County, Colorado — 2010 Boulder County Primary Election — August 10, 2010

Page 6 of 13

07/07/2010 02:50 PM

Total Number of Voters : 25 of 0 = 0.00%

Precincts Reporting 0 of 236 = 0.00%

<b>Party</b>	<b>Candidate</b>	<b>Absentee</b>	<b>Early</b>	<b>Election</b>	<b>Total</b>
REGENT OF THE UNIVERSITY OF COLORADO - AT LARGE, Vote For 1	Republican				

REP	STEVE BOSLEY	0	0.00%	0	0.00%	0	0.00%	0	0.00%
<b>Cast Votes:</b>		0	0.00%	0	0.00%	0	0.00%	0	0.00%
<b>Over Votes:</b>		0	0.00%	0	0.00%	0	0.00%	0	0.00%
<b>Under Votes:</b>		0	0.00%	0	0.00%	0	0.00%	0	0.00%

Precincts			Voters		
Counted	Total	Percent	Ballots	Registered	Percent
0	234	0.00%	0	0	0.00%

## REGENT OF THE UNIVERSITY OF COLORADO-CONGRESSIONAL DISTRICT 4, Vote For 1 Democratic

DEM	ROBERT "BC" BISHOP-COTNER	0	0.00%	0	0.00%	0	0.00%	0	0.00%
<b>Cast Votes:</b>		0	0.00%	0	0.00%	0	0.00%	0	0.00%
<b>Over Votes:</b>		0	0.00%	0	0.00%	0	0.00%	0	0.00%
<b>Under Votes:</b>		0	0.00%	0	0.00%	0	0.00%	0	0.00%

Precincts			Voters		
Counted	Total	Percent	Ballots	Registered	Percent
0	61	0.00%	0	0	0.00%

## REGENT OF THE UNIVERSITY OF COLORADO-CONGRESSIONAL DISTRICT 4, Vote For 1 Republican

REP	SUE SHARKEY	0	0.00%	0	0.00%	0	0.00%	0	0.00%
<b>Cast Votes:</b>		0	0.00%	0	0.00%	0	0.00%	0	0.00%
<b>Over Votes:</b>		0	0.00%	0	0.00%	0	0.00%	0	0.00%
<b>Under Votes:</b>		0	0.00%	0	0.00%	0	0.00%	0	0.00%

Precincts			Voters		
Counted	Total	Percent	Ballots	Registered	Percent
0	61	0.00%	0	0	0.00%

## STATE SENATE - DISTRICT 16, Vote For 1 Democratic

DEM	JEANNE NICHOLSON	0	0.00%	0	0.00%	0	0.00%	0	0.00%
<b>Cast Votes:</b>		0	0.00%	0	0.00%	0	0.00%	0	0.00%
<b>Over Votes:</b>		0	0.00%	0	0.00%	0	0.00%	0	0.00%
<b>Under Votes:</b>		0	0.00%	0	0.00%	0	0.00%	0	0.00%

Precincts			Voters		
Counted	Total	Percent	Ballots	Registered	Percent
0	27	0.00%	0	0	0.00%

# Cumulative Report — Unofficial

## Boulder County, Colorado — 2010 Boulder County Primary Election — August 10, 2010

07/07/2010 02:50 PM

Page 7 of 13

Total Number of Voters : 25 of 0 = 0.00%

Precincts Reporting 0 of 236 = 0.00%

Party	Candidate	Absentee	Early	Election	Total
-------	-----------	----------	-------	----------	-------

**STATE SENATE - DISTRICT 16, Vote For 1 Republican**

REP	TIM LEONARD	0	0.00%	0	0.00%	0	0.00%	0	0.00%
		Cast Votes:		0		0.00%		0	
		Over Votes:		0		0.00%		0	
		Under Votes:		0		0.00%		0	

Precincts			Voters		
Counted	Total	Percent	Ballots	Registered	Percent
0	27	0.00%	0	0	0.00%

**STATE REPRESENTATIVE - DISTRICT 10, Vote For 1 Democratic**

DEM	DICKEY LEE HULLINGHORST	0	0.00%	0	0.00%	0	0.00%	0	0.00%
		Cast Votes:		0		0.00%		0	
		Over Votes:		0		0.00%		0	
		Under Votes:		0		0.00%		0	

Precincts			Voters		
Counted	Total	Percent	Ballots	Registered	Percent
0	57	0.00%	0	0	0.00%

**STATE REPRESENTATIVE - DISTRICT 10, Vote For 1 Republican**

REP	DOROTHY ANN MARSHALL	0	0.00%	0	0.00%	0	0.00%	0	0.00%
		Cast Votes:		0		0.00%		0	
		Over Votes:		0		0.00%		0	
		Under Votes:		0		0.00%		0	

Precincts			Voters		
Counted	Total	Percent	Ballots	Registered	Percent
0	57	0.00%	0	0	0.00%

**STATE REPRESENTATIVE - DISTRICT 11, Vote For 1 Democratic**

DEM	DEB GARDNER	0	0.00%	0	0.00%	0	0.00%	0	0.00%
		Cast Votes:		0		0.00%		0	
		Over Votes:		0		0.00%		0	
		Under Votes:		0		0.00%		0	

Precincts			Voters		
Counted	Total	Percent	Ballots	Registered	Percent
0	59	0.00%	0	0	0.00%

Total Number of Voters : 25 of 0 = 0.00% Precincts Reporting 0 of 236 = 0.00%

Party	Candidate	Absentee	Early	Election	Total
REP	WES WHITELEY	0	0	0	0

**STATE REPRESENTATIVE - DISTRICT 11, Vote For 1 Republican**

REP	WES WHITELEY	0	0.00%	0	0.00%	0	0.00%
<b>Cast Votes:</b>		0	0.00%	0	0.00%	0	0.00%
<b>Over Votes:</b>		0	0.00%	0	0.00%	0	0.00%
<b>Under Votes:</b>		0	0.00%	0	0.00%	0	0.00%

Precincts		Voters			
Counted	Total	Percent	Ballots	Registered	Percent
0	59	0.00%	0	0	0.00%

**STATE REPRESENTATIVE - DISTRICT 12, Vote For 1 Democratic**

DEM	JAKE WILLIAMS	0	0.00%	0	0.00%	0	0.00%
DEM	MATT JONES	0	0.00%	0	0.00%	0	0.00%
<b>Cast Votes:</b>		0	0.00%	0	0.00%	0	0.00%
<b>Over Votes:</b>		0	0.00%	0	0.00%	0	0.00%
<b>Under Votes:</b>		0	0.00%	0	0.00%	0	0.00%

Precincts		Voters			
Counted	Total	Percent	Ballots	Registered	Percent
0	50	0.00%	0	0	0.00%

**STATE REPRESENTATIVE - DISTRICT 12, Vote For 1 Republican**

REP	JEFFREY ILSEMAN	0	0.00%	0	0.00%	0	0.00%
<b>Cast Votes:</b>		0	0.00%	0	0.00%	0	0.00%
<b>Over Votes:</b>		0	0.00%	0	0.00%	0	0.00%
<b>Under Votes:</b>		0	0.00%	0	0.00%	0	0.00%

Precincts		Voters			
Counted	Total	Percent	Ballots	Registered	Percent
0	50	0.00%	0	0	0.00%

**STATE REPRESENTATIVE - DISTRICT 13, Vote For 1 Democratic**

DEM	CLAIRE LEVY	0	0.00%	0	0.00%	0	0.00%
<b>Cast Votes:</b>		0	0.00%	0	0.00%	0	0.00%
<b>Over Votes:</b>		0	0.00%	0	0.00%	0	0.00%
<b>Under Votes:</b>		0	0.00%	0	0.00%	0	0.00%

Precincts		Voters			
Counted	Total	Percent	Ballots	Registered	Percent
0	54	0.00%	0	0	0.00%

# Cumulative Report — Unofficial Boulder County, Colorado — 2010 Boulder County Primary Election — August 10, 2010

Total Number of Voters : 25 of 0 = 0.00% Precincts Reporting 0 of 236 = 0.00%

<b>Party</b>	<b>Candidate</b>	<b>Absentee</b>	<b>Early</b>	<b>Election</b>	<b>Total</b>
REP	ROBERT HOUDESHHELL	0	0	0	0

**STATE REPRESENTATIVE - DISTRICT 13, Vote For 1 Republican**

<b>Party</b>	<b>Candidate</b>	<b>Absentee</b>	<b>Early</b>	<b>Election</b>	<b>Total</b>
REP	ROBERT HOUDESHHELL	0	0	0	0

**Cast Votes:** 0 0.00%  
**Over Votes:** 0 0.00%  
**Under Votes:** 0 0.00%

Precincts		Voters		
Counted	Total	Percent	Registered	Percent
0	54	0.00%	0	0.00%

**STATE REPRESENTATIVE - DISTRICT 33, Vote For 1 Democratic**

<b>Party</b>	<b>Candidate</b>	<b>Absentee</b>	<b>Early</b>	<b>Election</b>	<b>Total</b>
DEM	DIANNE PRIMAVERA	0	0	0	0

**Cast Votes:** 0 0.00%  
**Over Votes:** 0 0.00%  
**Under Votes:** 0 0.00%

Precincts		Voters		
Counted	Total	Percent	Registered	Percent
0	14	0.00%	0	0.00%

**STATE REPRESENTATIVE - DISTRICT 33, Vote For 1 Republican**

<b>Party</b>	<b>Candidate</b>	<b>Absentee</b>	<b>Early</b>	<b>Election</b>	<b>Total</b>
REP	DONALD BEEZLEY	0	0	0	0

**Cast Votes:** 0 0.00%  
**Over Votes:** 0 0.00%  
**Under Votes:** 0 0.00%

Precincts		Voters		
Counted	Total	Percent	Registered	Percent
0	14	0.00%	0	0.00%

**COUNTY COMMISSIONER, Vote For 1 Democratic**

<b>Party</b>	<b>Candidate</b>	<b>Absentee</b>	<b>Early</b>	<b>Election</b>	<b>Total</b>
DEM	CINDY DOMENICO	0	0	0	0

**Cast Votes:** 0 0.00%  
**Over Votes:** 0 0.00%  
**Under Votes:** 0 0.00%

Precincts		Voters		
Counted	Total	Percent	Registered	Percent
0	234	0.00%	0	0.00%



# Cumulative Report — Unofficial Boulder County, Colorado — 2010 Boulder County Primary Election — August 10, 2010

Total Number of Voters : 25 of 0 = 0.00%

Precincts Reporting 0 of 236 = 0.00%

<b>Party</b>	<b>Candidate</b>	<b>Absentee</b>	<b>Early</b>	<b>Election</b>	<b>Total</b>
REP	DICK R. MURPHY	0	0	0	0

**COUNTY COMMISSIONER, Vote For 1** Republican

REP	DICK R. MURPHY	0	0.00%	0	0.00%	0	0.00%
<b>Cast Votes:</b>		0	0.00%	0	0.00%	0	0.00%
<b>Over Votes:</b>		0	0.00%	0	0.00%	0	0.00%
<b>Under Votes:</b>		0	0.00%	0	0.00%	0	0.00%

Precincts			Voters		
Counted	Total	Percent	Ballots	Registered	Percent
0	234	0.00%	0	0	0.00%

**COUNTY CLERK & RECORDER, Vote For 1** Democratic

DEM	HILLARY HALL	0	0.00%	0	0.00%	0	0.00%
<b>Cast Votes:</b>		0	0.00%	0	0.00%	0	0.00%
<b>Over Votes:</b>		0	0.00%	0	0.00%	0	0.00%
<b>Under Votes:</b>		0	0.00%	0	0.00%	0	0.00%

Precincts			Voters		
Counted	Total	Percent	Ballots	Registered	Percent
0	234	0.00%	0	0	0.00%

**COUNTY CLERK & RECORDER, Vote For 1** Republican

REP	DANIEL MARTIN	0	0.00%	0	0.00%	0	0.00%
<b>Cast Votes:</b>		0	0.00%	0	0.00%	0	0.00%
<b>Over Votes:</b>		0	0.00%	0	0.00%	0	0.00%
<b>Under Votes:</b>		0	0.00%	0	0.00%	0	0.00%

Precincts			Voters		
Counted	Total	Percent	Ballots	Registered	Percent
0	234	0.00%	0	0	0.00%

**COUNTY TREASURER, Vote For 1** Democratic

DEM	ROBERT S. HULLINGHORST	0	0.00%	0	0.00%	0	0.00%
<b>Cast Votes:</b>		0	0.00%	0	0.00%	0	0.00%
<b>Over Votes:</b>		0	0.00%	0	0.00%	0	0.00%
<b>Under Votes:</b>		0	0.00%	0	0.00%	0	0.00%

Precincts			Voters		
Counted	Total	Percent	Ballots	Registered	Percent
0	234	0.00%	0	0	0.00%

# Cumulative Report — Unofficial Boulder County, Colorado — 2010 Boulder County Primary Election — August 10, 2010

Total Number of Voters : 25 of 0 = 0.00%

Precincts Reporting 0 of 236 = 0.00%

<b>Party</b>	<b>Candidate</b>	<b>Absentee</b>	<b>Early</b>	<b>Election</b>	<b>Total</b>
REP	MARTY NEILSON	0	0	0	0

COUNTY TREASURER, Vote For 1 Republican

REP	MARTY NEILSON	0	0.00%	0	0.00%	0	0.00%
<b>Cast Votes:</b>		0	0.00%	0	0.00%	0	0.00%
<b>Over Votes:</b>		0	0.00%	0	0.00%	0	0.00%
<b>Under Votes:</b>		0	0.00%	0	0.00%	0	0.00%

Precincts			Voters		
Counted	Total	Percent	Ballots	Registered	Percent
0	234	0.00%	0	0	0.00%

COUNTY ASSESSOR, Vote For 1 Democratic

DEM	JERRY ROBERTS	0	0.00%	0	0.00%	0	0.00%
<b>Cast Votes:</b>		0	0.00%	0	0.00%	0	0.00%
<b>Over Votes:</b>		0	0.00%	0	0.00%	0	0.00%
<b>Under Votes:</b>		0	0.00%	0	0.00%	0	0.00%

Precincts			Voters		
Counted	Total	Percent	Ballots	Registered	Percent
0	234	0.00%	0	0	0.00%

COUNTY ASSESSOR, Vote For 1 Republican

REP	JOEL T. CHAMPION	0	0.00%	0	0.00%	0	0.00%
<b>Cast Votes:</b>		0	0.00%	0	0.00%	0	0.00%
<b>Over Votes:</b>		0	0.00%	0	0.00%	0	0.00%
<b>Under Votes:</b>		0	0.00%	0	0.00%	0	0.00%

Precincts			Voters		
Counted	Total	Percent	Ballots	Registered	Percent
0	234	0.00%	0	0	0.00%

COUNTY SHERIFF, Vote For 1 Democratic

DEM	JOSEPH K. PELLE	0	0.00%	0	0.00%	0	0.00%
<b>Cast Votes:</b>		0	0.00%	0	0.00%	0	0.00%
<b>Over Votes:</b>		0	0.00%	0	0.00%	0	0.00%
<b>Under Votes:</b>		0	0.00%	0	0.00%	0	0.00%

Precincts			Voters		
Counted	Total	Percent	Ballots	Registered	Percent
0	234	0.00%	0	0	0.00%

Total Number of Voters : 25 of 0 = 0.00%

<b>Party</b>	<b>Candidate</b>	<b>Absentee</b>	<b>Early</b>	<b>Election</b>	<b>Total</b>

**COUNTY SHERIFF, Vote For 1** Republican

No Candidate for Race

<b>Cast Votes:</b>	0	0.00%	0	0.00%	0	0.00%
	0	0.00%	0	0.00%	0	0.00%

Precincts			Voters		
Counted	Total	Percent	Ballots	Registered	Percent
0	234	0.00%	0	0	0.00%

**COUNTY SURVEYOR, Vote For 1** Democratic

DEM ALAN GREENBERG  
 DEM JASON EMERY

<b>Cast Votes:</b>	0	0.00%	0	0.00%	0	0.00%
	0	0.00%	0	0.00%	0	0.00%
<b>Over Votes:</b>	0	0.00%	0	0.00%	0	0.00%
<b>Under Votes:</b>	0	0.00%	0	0.00%	0	0.00%

Precincts			Voters		
Counted	Total	Percent	Ballots	Registered	Percent
0	234	0.00%	0	0	0.00%

**COUNTY SURVEYOR, Vote For 1** Republican

No Candidate for Race

<b>Cast Votes:</b>	0	0.00%	0	0.00%	0	0.00%
	0	0.00%	0	0.00%	0	0.00%

Precincts			Voters		
Counted	Total	Percent	Ballots	Registered	Percent
0	234	0.00%	0	0	0.00%

**COUNTY CORONER, Vote For 1** Democratic

No Candidate for Race

<b>Cast Votes:</b>	0	0.00%	0	0.00%	0	0.00%
	0	0.00%	0	0.00%	0	0.00%

Precincts			Voters		
Counted	Total	Percent	Ballots	Registered	Percent
0	234	0.00%	0	0	0.00%

# Cumulative Report — Unofficial Boulder County, Colorado — 2010 Boulder County Primary Election — August 10, 2010

Total Number of Voters : 25 of 0 = 0.00%

Party	Candidate	Absentee	Early	Election	Total

Precincts Reporting 0 of 236 = 0.00%

COUNTY CORONER, Vote For 1 Republican

No Candidate for Race

0	0.00%	0	0.00%	0	0.00%	0	0.00%
0	0.00%	0	0.00%	0	0.00%	0	0.00%

Cast Votes:

Precincts		Voters	
Counted	Total	Ballots	Registered
0	234	0	0
		0.00%	0.00%

MVW 7/7/10

dd

Contest:	UNITED STATES SENATOR Libertarian				
Option	Group 1	Group 2	Group 3	Total	Notes
MACLYN MAC STRINGER	<del>01 02 03 04 05 06 07 08 09 10</del>	11 12 13 14 15 16 17 18 19 20	21 22 23 24 25	10	OK
JOHN FINGER	<del>01 02 03 04 05 06 07 08 09 10</del>	<del>11 12 13</del> 14 15 16 17 18 19 20	21 22 23 24 25	13	OK
Over	01 02 03 04 05 06 07 08 09 10	11 12 13 14 15 16 17 18 19 20	21 22 23 24 25	0	
Under	<del>01 02</del> 03 04 05 06 07 08 09 10	11 12 13 14 15 16 17 18 19 20	21 22 23 24 25	2	OK
Group Totals					
			Grand Total	25	

Contest:	GOVERNOR Libertarian				
Option	Group 1	Group 2	Group 3	Total	Notes
DAN KILO SALLIS	<del>01 02 03 04 05 06 07 08 09 10</del>	11 12 13 14 15 16 17 18 19 20	21 22 23 24 25	9	OK
JAIMES BROWN	<del>01 02 03 04 05 06 07 08 09 10</del>	<del>11 12 13</del> 14 15 16 17 18 19 20	21 22 23 24 25	14	OK
Over	01 02 03 04 05 06 07 08 09 10	11 12 13 14 15 16 17 18 19 20	21 22 23 24 25	0	OK
Under	<del>01 02</del> 03 04 05 06 07 08 09 10	11 12 13 14 15 16 17 18 19 20	21 22 23 24 25	2	OK
Group Totals					
			Grand Total	25	