

**STATE OF COLORADO**  
**Department of State**

1700 Broadway, Suite 200  
Denver, CO 80290



**Scott Gessler**  
**Secretary of State**

**Judd Choate**  
**Director, Elections**

**2012 General Election Post-Election Audit**

**November 13, 2012**

**Hillary Hall, Boulder County Clerk and Recorder**

Pursuant to Section 1-7-514, C.R.S., Election Rule 11, and the vendor specific Conditions for Use, the attached report provides guidance for completing the post-election audit.

The following information is to be used to resolve issues that arise from the selection of devices and races by the Secretary of State's office:

If a device was identified as being available for use but did not have any votes cast on it, please indicate the status as "NO VOTES" in the field for Device Count and Manual/Hand Count.

If backup equipment was selected for the audit contact the Secretary of State's Office.

If any polling place scanner or DRE has votes on it, but any of the races selected for audit do not appear on the device, contact the Secretary of State's Office.

If a central count or vote center scanner has votes on it, but the races selected for audit do not appear in the ballots chosen by the canvass board, then the canvass board must continue to randomly select ballots until all races can be audited.

The report must be signed by the canvass board members and the designated election official. e-mail the completed and signed report to [voting.systems@sos.state.co.us](mailto:voting.systems@sos.state.co.us) no later than 5:00 p.m. on November 23<sup>rd</sup>, 2012.

Please contact the following staff for additional assistance:

- Danny Casias  
(303) 894-2200 ext. 6356  
[danny.casias@sos.state.co.us](mailto:danny.casias@sos.state.co.us)
- Jerome Lovato  
(303) 894-2200 ext. 6355  
[jerome.lovato@sos.state.co.us](mailto:jerome.lovato@sos.state.co.us)

**2012 General Election Post-Election Audit  
Boulder County:**

Boulder County						
Type	Make / Model	Serial #	Contest Name to Audit	Candidate	Machine Count	Manual/Hand Count
DRE	Hart / eSlate	A0B094 Fairview Bible Chapel 402,404	Presidential Electors	Goode Jr. / Clymer	0	0
DRE	Hart / eSlate	A0B094 Fairview Bible Chapel 402,404	Presidential Electors	Obama / Biden	5	5
DRE	Hart / eSlate	A0B094 Fairview Bible Chapel 402,404	Presidential Electors	Romney / Ryan	3	3
DRE	Hart / eSlate	A0B094 Fairview Bible Chapel 402,404	Presidential Electors	Johnson / Gray	0	0
DRE	Hart / eSlate	A0B094 Fairview Bible Chapel 402,404	Presidential Electors	Stein / Honkala	0	0
DRE	Hart / eSlate	A0B094 Fairview Bible Chapel 402,404	Presidential Electors	Alexander / Mendoza	0	0
DRE	Hart / eSlate	A0B094 Fairview Bible Chapel 402,404	Presidential Electors	Anderson / Rodriguez	0	0
DRE	Hart / eSlate	A0B094 Fairview Bible Chapel 402,404	Presidential Electors	Barr / Sheehan	0	0
DRE	Hart / eSlate	A0B094 Fairview Bible Chapel 402,404	Presidential Electors	Harris / Kennedy	0	0
DRE	Hart / eSlate	A0B094 Fairview Bible Chapel 402,404	Presidential Electors	Hoeftling / Ellis	0	0

**2012 General Election Post-Election Audit  
Boulder County:**

Boulder County						
Type	Make / Model	Serial #	Contest Name to Audit	Candidate	Machine Count	Manual/Hand Count
DRE	Hart / eSlate	A0B094 Fairview Bible Chapel 402,404	Presidential Electors	La Riva / Ramirez Jr.	0	0
DRE	Hart / eSlate	A0B094 Fairview Bible Chapel 402,404	Presidential Electors	Miller / Bertram	0	0
DRE	Hart / eSlate	A0B094 Fairview Bible Chapel 402,404	Presidential Electors	Reed / Cary	0	0
DRE	Hart / eSlate	A0B094 Fairview Bible Chapel 402,404	Presidential Electors	Stevens / Link	0	0
DRE	Hart / eSlate	A0B094 Fairview Bible Chapel 402,404	Presidential Electors	Tittle / Turner	0	0
DRE	Hart / eSlate	A0B094 Fairview Bible Chapel 402,404	Presidential Electors	White / Scherrer	0	0
DRE	Hart / eSlate	A0B094 Fairview Bible Chapel 402,404	Presidential Electors	Write-In	0	0

DRE	Hart / eSlate	A0B094 Fairview Bible Chapel 402,404	State Representative - District 12	Foote	3	3
DRE	Hart / eSlate	A0B094 Fairview Bible Chapel 402,404	State Representative - District 12	Lyman	2	2
DRE	Hart / eSlate	A0B094 Fairview Bible Chapel 402,404	State Representative - District 12	Webber	2	2

**2012 General Election Post-Election Audit  
Boulder County:**

Boulder County						
Type	Make / Model	Serial #	Contest Name to Audit	Candidate	Machine Count	Manual/Hand Count
DRE	Hart / eSlate	A0AF54 St Paul United Methodist 860, 861	District Judge - 20th Judicial District - Mulvahill	Yes	19	19
DRE	Hart / eSlate	A0AF54 St Paul United Methodist 860, 861	District Judge - 20th Judicial District - Mulvahill	No	5	5

DRE	Hart / eSlate	A0AF54 St Paul United Methodist 860, 861	Court of Appeals - Webb	Yes	19	19
DRE	Hart / eSlate	A0AF54 St Paul United Methodist 860, 861	Court of Appeals - Webb	No	4	4

DRE	Hart / eSlate	A0A9AE Boulder Public Library 881,904,907	Justice of the Colorado Supreme Court - Coats	Yes	22	22
DRE	Hart / eSlate	A0A9AE Boulder Public Library 881,904,907	Justice of the Colorado Supreme Court - Coats	No	6	6

DRE	Hart / eSlate	A0A9AE Boulder Public Library 881,904,907	Amendment S (Constitutional)	Yes	26	26
DRE	Hart / eSlate	A0A9AE Boulder Public Library 881,904,907	Amendment S (Constitutional)	No	7	7

**2012 General Election Post-Election Audit  
Boulder County:**

Boulder County						
Type	Make / Model	Serial #	Contest Name to Audit	Candidate	Machine Count	Manual/Hand Count
DRE	Hart / eSlate	A0ADA8 Life Bridge Christian 650, 708	State Senate - District 17	Jones	1	1
DRE	Hart / eSlate	A0ADA8 Life Bridge Christian 650, 708	State Senate - District 17	Plagainos	2	2
DRE	Hart / eSlate	A0ADA8 Life Bridge Christian 650, 708	State Senate - District 17	Bray	0	0

DRE	Hart / eSlate	A0ADA8 Life Bridge Christian 650, 708	Court of Appeals - Miller	Yes	4	4
DRE	Hart / eSlate	A0ADA8 Life Bridge Christian 650, 708	Court of Appeals - Miller	No	2	2

DRE	Hart / eSlate	A0A839 Lafayette EV	County Judge, Boulder - Stavelly	Yes	131	131
DRE	Hart / eSlate	A0A839 Lafayette EV	County Judge, Boulder - Stavelly	No	53	53

DRE	Hart / eSlate	A0A839 Lafayette EV	State Representative - District 11	Singer	0	0
DRE	Hart / eSlate	A0A839 Lafayette EV	State Representative - District 11	Hilliard	2	2

**2012 General Election Post-Election Audit  
Boulder County:**

Boulder County						
Type	Make / Model	Serial #	Contest Name to Audit	Candidate	Machine Count	Manual/Hand Count
DRE	Hart / eSlate	A0B08C Walnut Place 829, 831	Amendment 64 (Constitutional)	Yes	39	39
DRE	Hart / eSlate	A0B08C Walnut Place 829, 831	Amendment 64 (Constitutional)	No	4	4

DRE	Hart / eSlate	A0B08C Walnut Place 829, 831	City Of Boulder Ballot Issue 2B	For the Measure	33	33
DRE	Hart / eSlate	A0B08C Walnut Place 829, 831	City Of Boulder Ballot Issue 2B	Against the Measure	8	8

DRE	Hart / eSlate	A0A93E Alterra Villa 815, 816, 822	Court of Appeals - Graham	Yes	21	21
DRE	Hart / eSlate	A0A93E Alterra Villa 815, 816, 822	Court of Appeals - Graham	No	2	2

DRE	Hart / eSlate	A0A93E Alterra Villa 815, 816, 822	Amendment 65 (Constitutional)	Yes	21	21
DRE	Hart / eSlate	A0A93E Alterra Villa 815, 816, 822	Amendment 65 (Constitutional)	No	4	4

DRE	Hart / eSlate	A0A96C Balfour Retirement 304, 313	District Attorney - 20th Judicial District	Garnett	54	54
-----	---------------	--	--	---------	----	----

DRE	Hart / eSlate	A0A96C Balfour Retirement 304, 313	Court of Appeals - Taubman	Yes	37	37
DRE	Hart / eSlate	A0A96C Balfour Retirement 304, 313	Court of Appeals - Taubman	No	11	11

**2012 General Election Post-Election Audit  
Boulder County:**

Boulder County						
Type	Make / Model	Serial #	Contest Name to Audit	Candidate	Machine Count	Manual/Hand Count
CCOS	Kodak / i830 Scanner	K4290-7285	City Of Lafayette Ballot Question 2A	Yes	71	71
CCOS	Kodak / i830 Scanner	K4290-7285	City Of Lafayette Ballot Question 2A	No	17	17

CCOS	Kodak / i830 Scanner	K4290-7285	State Representative - District 13	Ochs	9	9
CCOS	Kodak / i830 Scanner	K4290-7285	State Representative - District 13	Levy	29	29
CCOS	Kodak / i830 Scanner	K4290-7285	State Representative - District 13	Lambert	1	1

CCOS	Kodak / i830 Scanner	K4290-7285	State Senate - District 18	Thoma	56	56
CCOS	Kodak / i830 Scanner	K4290-7285	State Senate - District 18	Heath	251	251

CCOS	Kodak / i830 Scanner	K4290-7285	State Representative - District 33	Pigott	16	16
CCOS	Kodak / i830 Scanner	K4290-7285	State Representative - District 33	Primavera	30	30
CCOS	Kodak / i830 Scanner	K4290-7285	State Representative - District 33	Allen	1	1

**2012 General Election Post-Election Audit  
Boulder County:**

Boulder County						
Type	Make / Model	Serial #	Contest Name to Audit	Candidate	Machine Count	Manual/Hand Count
CCOS	Kodak / i830 Scanner	K4290-7285	Town Of Superior - Trustee	Williams	3	3
CCOS	Kodak / i830 Scanner	K4290-7285	Town Of Superior - Trustee	Gourgouris	2	2
CCOS	Kodak / i830 Scanner	K4290-7285	Town Of Superior - Trustee	Cirelli	3	3
CCOS	Kodak / i830 Scanner	K4290-7285	Town Of Superior - Trustee	Write-in	0	0
CCOS	Kodak / i830 Scanner	K4290-7285	Town Of Superior - Trustee	Write-in	1	1

CCOS	Kodak / i830 Scanner	K4290-7285	Representative to the 113th United States Congress - District 4	Aden	4	4
CCOS	Kodak / i830 Scanner	K4290-7285	Representative to the 113th United States Congress - District 4	Gardner	85	85
CCOS	Kodak / i830 Scanner	K4290-7285	Representative to the 113th United States Congress - District 4	Shaffer	115	115
CCOS	Kodak / i830 Scanner	K4290-7285	Representative to the 113th United States Congress - District 4	Gilliland	11	11

CCOS	Kodak / i830 Scanner	K4290-7285	Regional Transportation District Director - District 1	Ilseman	35	35
CCOS	Kodak / i830 Scanner	K4290-7285	Regional Transportation District Director - District 1	Patterson	39	39
CCOS	Kodak / i830 Scanner	K4290-7285	Regional Transportation District Director - District 1	Lubow	65	65
CCOS	Kodak / i830 Scanner	K4290-7285	Regional Transportation District Director - District 1	Hauger	29	29



**2012 General Election Post-Election Audit  
Boulder County:**

Boulder County						
Type	Make / Model	Serial #	Contest Name to Audit	Candidate	Machine Count	Manual/Hand Count
CCOS	Kodak / i830 Scanner	K4290-7285	City Of Longmont Ballot Question 2A	Yes	114	114
CCOS	Kodak / i830 Scanner	K4290-7285	City Of Longmont Ballot Question 2A	No	78	78
CCOS	Kodak / i830 Scanner	K4290-7285	City Of Louisville City Council Person Ward I	Jasiak	3	3
CCOS	Kodak / i830 Scanner	K4290-7285	Rocky Mountain Fire Protection District Ballot Issue 5A	Yes	1	1
CCOS	Kodak / i830 Scanner	K4290-7285	Rocky Mountain Fire Protection District Ballot Issue 5A	No	1	1
CCOS	Kodak / i830 Scanner	K4290-7285	City Of Boulder Ballot Question 2C	For the Measure	137	137
CCOS	Kodak / i830 Scanner	K4290-7285	City Of Boulder Ballot Question 2C	Against the Measure	100	100
CCOS	Kodak / i830 Scanner	K4290-7285	County Commissioner - District 1	Jones	435	435
CCOS	Kodak / i830 Scanner	K4290-7285	County Commissioner - District 1	Hampton	133	133
CCOS	Kodak / i830 Scanner	K4290-7285	County Commissioner - District 1	Write-in	0	0

**2012 General Election Post-Election Audit  
Boulder County:**

Boulder County						
Type	Make / Model	Serial #	Contest Name to Audit	Candidate	Machine Count	Manual/Hand Count
CCOS	Kodak / i830 Scanner	K4290-7285	Town Of Erie Ballot Issue No. 2A	Yes	21	21
CCOS	Kodak / i830 Scanner	K4290-7285	Town Of Erie Ballot Issue No. 2A	No	15	15
CCOS	Kodak / i830 Scanner	K4290-7285	St. Vrain Valley School District RE-1J Ballot Issue 3A	Yes	162	162
CCOS	Kodak / i830 Scanner	K4290-7285	St. Vrain Valley School District RE-1J Ballot Issue 3A	No	84	84
CCOS	Kodak / i830 Scanner	K4290-7285	Boulder Mountain Fire Protection District Ballot Issue 5A	Yes	6	6
CCOS	Kodak / i830 Scanner	K4290-7285	Boulder Mountain Fire Protection District Ballot Issue 5A	No	5	5
CCOS	Kodak / i830 Scanner	K4290-7285	State Board of Education - Congressional District 2	Schroeder	338	338
CCOS	Kodak / i830 Scanner	K4290-7285	State Board of Education - Congressional District 2	Fattor	84	84
CCOS	Kodak / i830 Scanner	K4290-7285	State Board of Education - Congressional District 2	Cottrell	27	27
CCOS	Kodak / i830 Scanner	K4290-7285	City Of Longmont Ballot Question 300	Yes	116	116
CCOS	Kodak / i830 Scanner	K4290-7285	City Of Longmont Ballot Question 300	No	90	90

**2012 General Election Post-Election Audit  
Boulder County:**

Boulder County						
Type	Make / Model	Serial #	Contest Name to Audit	Candidate	Machine Count	Manual/Hand Count
CCOS	Kodak / i830 Scanner	K4290-7285	State Representative - District 10	Eckert	43	43
CCOS	Kodak / i830 Scanner	K4290-7285	State Representative - District 10	Hullinghorst	204	204

CCOS	Kodak / i830 Scanner	K4290-7285	Regent of the University of Colorado - At Large	Ludwig	407	407
CCOS	Kodak / i830 Scanner	K4290-7285	Regent of the University of Colorado - At Large	Belmont	20	20
CCOS	Kodak / i830 Scanner	K4290-7285	Regent of the University of Colorado - At Large	Davidson	155	155
CCOS	Kodak / i830 Scanner	K4290-7285	Regent of the University of Colorado - At Large	Ong	53	53

CCOS	Kodak / i830 Scanner	K4290-7285	City Of Boulder Ballot Question 2D	Yes	174	174
CCOS	Kodak / i830 Scanner	K4290-7285	City Of Boulder Ballot Question 2D	No	72	72

CCOS	Kodak / i830 Scanner	K4290-7285	City Of Louisville Ballot Issue 2A	Yes	10	10
CCOS	Kodak / i830 Scanner	K4290-7285	City Of Louisville Ballot Issue 2A	No	3	3

CCOS	Kodak / i830 Scanner	K4290-7285	District Judge - 20th Judicial District - Mallard	Yes	366	366
CCOS	Kodak / i830 Scanner	K4290-7285	District Judge - 20th Judicial District - Mallard	No	130	130

**2012 General Election Post-Election Audit  
Boulder County:**

Boulder County						
Type	Make / Model	Serial #	Contest Name to Audit	Candidate	Machine Count	Manual/Hand Count
CCOS	Kodak / i830 Scanner	K4290-7285	State Board of Education - Congressional District 4	Mazanec	103	103
CCOS	Kodak / i830 Scanner	K4290-7285	State Board of Education - Congressional District 4	Dellinger	80	80
CCOS	Kodak / i830 Scanner	K4290-7285	County Commissioner - District 2	Denig	168	168
CCOS	Kodak / i830 Scanner	K4290-7285	County Commissioner - District 2	Gardner	403	403
CCOS	Kodak / i830 Scanner	K4290-7285	County Commissioner - District 2	Bray	59	59
CCOS	Kodak / i830 Scanner	K4290-7285	Representative to the 113th United States Congress - District 2	Lundberg	88	88
CCOS	Kodak / i830 Scanner	K4290-7285	Representative to the 113th United States Congress - District 2	Polis	363	363
CCOS	Kodak / i830 Scanner	K4290-7285	Representative to the 113th United States Congress - District 2	Luallin	14	14
CCOS	Kodak / i830 Scanner	K4290-7285	Representative to the 113th United States Congress - District 2	Hall	15	15
CCOS	Kodak / i830 Scanner	K4290-7285	Court of Appeals - Casebolt	Yes	376	376
CCOS	Kodak / i830 Scanner	K4290-7285	Court of Appeals - Casebolt	No	121	121

**2012 General Election Post-Election Audit  
Boulder County:**

Boulder County						
Type	Make / Model	Serial #	Contest Name to Audit	Candidate	Machine Count	Manual/Hand Count
CCOS	Kodak / i830 Scanner	K4290-7285	City Of Boulder Ballot Issue 2A	For the Measure	227	227
CCOS	Kodak / i830 Scanner	K4290-7285	City Of Boulder Ballot Issue 2A	Against the Measure	46	46
CCOS	Kodak / i830 Scanner	K4290-7285	Court of Appeals - Booras	Yes	374	374
CCOS	Kodak / i830 Scanner	K4290-7285	Court of Appeals - Booras	No	126	126
CCOS	Kodak / i830 Scanner	K4290-7285	City Of Lafayette Ballot Question 2B	For the Measure	59	59
CCOS	Kodak / i830 Scanner	K4290-7285	City Of Lafayette Ballot Question 2B	Against the Measure	21	21

**2012 General Election Post-Election Audit  
Boulder County:**

NOTE: if there is a complaint or a discrepancy between the manual tallies of each voting device and the corresponding tallies recorded by each voting device Section 1-7-514(2)(c), C.R.S., requires the canvass board and the county clerk and recorder to promptly report to the Secretary of State a description of the audit process used, including any initial, interim, and final results of the completed audit.

Designated Election Official:

Canvass Board Member:

Canvass Board Member:

Signature

Date

Signature

Date

Signature

Date

Written Name

Written Name

Written Name

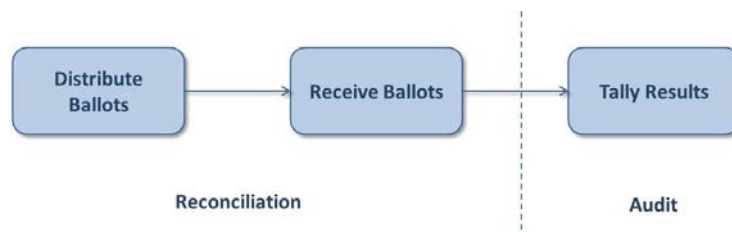
Provide additional pages and names as necessary.

# Boulder County 2012 General Election Reconciliation Report November 26, 2012

## Overview

The election reconciliation process is one of the steps required by Colorado state statutes and election rules in order for election results to be certified by the Canvass Board. Statute CRS 1-10-101 specifically requires reconciliation of ballots cast in order to ensure that the number of votes counted  $\leq$  number of ballots cast  $\leq$  number of registered voters. SOS Rule 41 states that election details must be preserved, requiring tracking of printed ballots as well as voted ballots as they pass through the election processes.

This report will present both summary data regarding the overall election processes, as well as a detailed accounting of ballots on a precinct-by-precinct basis. A high-level view of the election processes can be seen below:



The reconciliation process primarily focuses on the distribution and reception of ballots, through the assignment of voter credit. Boulder County's audit, the subject of a separate process and report, is the quality assurance procedure that checks the accuracy of the machine tally results.

## Statutory Requirement

As mentioned above, Statute CRS 1-10-101 requires that the Canvass Board and reconciliation process ensure that the number of votes counted  $\leq$  number of ballots cast  $\leq$  number of registered voters. For this election, these numbers are as follows:

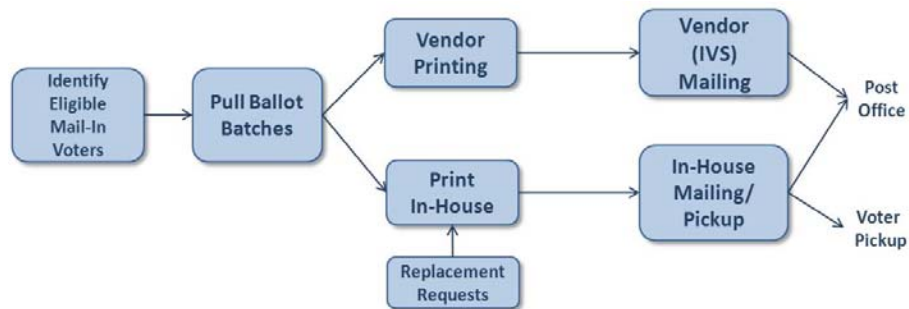
Votes Counted:	180,712
Ballots Cast:	181,351
Registered Voters:	248,953

For precinct level results please see the official Statement of Vote and Attachment 1.

## Ballot Distribution

### Mail-In Requests

For the General Election, a Polling Place election, ballots are automatically sent only to eligible voters who requested a Mail-In ballot. Eligible voters are the subset of voters that registered in the county by the election cutoff date (10/9/2012), reside in one of the jurisdictions on the ballot, are 18 years old or older on Election Day and are Active with a current absentee ballot request. The diagram below is an overview of the process of mailing ballots, with the letters depicting points in time where ballots are accounted for in this report.



We use a print/mailling vendor for most of the Mail-In ballots. We provide the vendor with ballot images and addressing information some weeks before ballots are to be mailed. However, during these weeks we receive and process numerous registration changes, some of which void ballots being processed by the vendor. When possible we attempt to find and secure those voided ballots. For this election we pulled voids 4 times, securing 3381 voided ballots and reducing the number of mail-pieces managed by the vendor. In addition, 336 ballots were pulled for the purposes of Voter Identity Protection. The vendor handoff to the Post Office reflects these numbers.

Vendor Batches						
	Batch Date	Original Number in Batch	Attempted Void Pulls	Actual Voids Pulled	Attempted VIP Pulls	Actual VIPs Pulled
Batch 06	9/18	1,971	179	179	3	3
Batch 07	9/18	112,159	3,202	3,202	333	333
Batch 21	10/9	1,434	0	0	0	0
Batch 22	10/9	15,876	0	0	0	0
<b>TOTAL</b>		<b>131,440</b>	<b>3,381</b>	<b>3,381</b>	<b>336</b>	<b>336</b>
Expected to be Mailed		127,723				
Vendor/USPS Mailed		127,694				
Address Rejected - Mailed by BOCO		14				
<b>Difference</b>		<b>15</b>				

## Ballot Reception

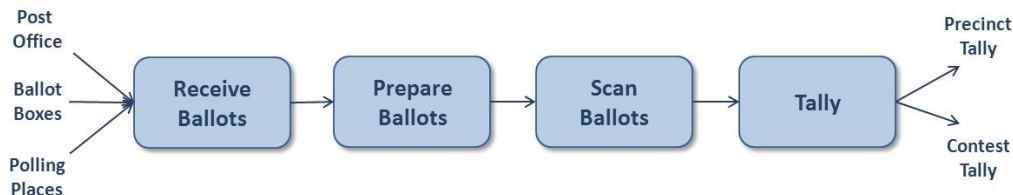
Mail-in ballots are received either through the Post Office or drop-off ballot boxes from Service Centers and drive-by drop-off locations. These ballots are validated by Election Workers and either accepted or rejected, depending upon the envelope signature, and recorded accordingly in SCORE. Letters are sent to the voters with a rejected signature, allowing them to come in and "cure" the envelope. Only the ballots associated with accepted envelopes proceed through the process to scanning, resolution, and tallying.

Voted paper ballots from Early Voting locations arrive in separate ballot boxes from the mail-in ballots. Because the voters were already recorded in SCORE and had their signature verified at the Early Voting locations, these ballots go directly to scanning, resolution, and tallying after being counted.





Election Day paper ballots from the Polling Places arrive in ballot boxes and go directly to scanning, resolution, and tallying after being counted. The processing of Pollbooks to record the voter credit in SCORE happens in the first days after the election.



Attachment 1 provides an accounting of ballots received. The left hand portion of Attachment 1 shows the ballots received in SCORE by vote method.

### ***Tally Accounting***

Once the ballots are scanned, resolved and tallied, the number of votes counted should equal the number of accepted ballots in SCORE.

SCORE Disposition	
Accepted Ballots	180,509
*Note: 1 more provisional to be included	
<b>Total</b>	<b>180,510</b>

Tally of Votes Counted	
Votes Counted	180,712

Total votes to be reconciled: 202 (180,712 votes counted – 180,510 vote credits awarded in SCORE). We have 32 mail ballot voters that need credit. This leaves 170 polling place voters to assign credit. We have 186 sign-in slips that will account for these 170 voters. We know these voters voted but we're unable to quickly determine which of the 186 deserve vote credit, and which 16 left their polling place without voting. Based on our review of polling places and ballot types, it is determined that these 202 ballots would not change the outcome of any contest.

Attachment 1 pulls together all voting methods and provides a precinct-by-precinct comparison against the ballots seen by Tally. The chart is organized by polling place location, so that precincts that shared a location are shown adjacent to each other.

### ***Non-resident landowner ballots***

The following table shows the Special District Landowner ballots that were sent and received for the election. Special District Landowner ballots are those that are distributed to voters who own property within the district and are eligible to vote on the given measure, but would not otherwise have the measure on their regular ballot. They have been determined to be eligible Colorado voters.

Special District Landowner Ballots (MasterSpecialDistrictBallotsList.xlsx)			
Special District	Total Active	Not Returned	Votes Cast
APWSD	32	3	29
BMFPD	23	2	21
RMFPD	67	3	64
<b>TOTAL</b>	<b>122</b>	<b>8</b>	<b>114</b>

### ***Emergency Voting***

There were 1,951 emergency voters in this election.



## Provisional Voting

The summary of provisional voting by status reason is as follows:

<b>Accepted</b>	
AAB - Mail-In Ballot Issued/Not Voted	1,406
AAG - Registered Through Agency	2
ACP - New Address/Correct Precinct	331
ADB - Eligible Races and Issues/Voted Wrong Precinct	135
AFS - Count Federal and State Races/Issues Only	399
AOK - Confirmed Voters Eligibility	310
AOV - Accepted Online Voter Registration	31
ARD - Incomplete Reg/Required Information Provided	28
AVD - Registered Through VRD	15
<b>Total Accepted:</b>	<b>2,657</b>
<b>Rejected</b>	
RAB - Mail-In Ballot Issued/Voted	34
RED - Voted in a Polling Place	1
REE - Provisional Ballot Envelope Empty	1
REV - Voted During Early Voting	1
RID - ID Required/Not Provided	54
RIN - Incomplete Registration/Unable to Confirm Eligibility	24
RNR - Not Registered/Cancelled	193
RNS - Affidavit Not Signed	12
ROV - Rejected Online Voter Registration	13
RRD - Incomplete Reg/Required Information Not Provided	17
RWC - Not Resident of County or State	248
<b>Total Rejected:</b>	<b>598</b>
<b>Total Provisional Count:</b>	<b>3,255</b>

## Reconciliation Notations

Attachment 2 provides documentation on adjustments made to the final line of the Reconciliation by Precinct (Attachment 1) which help clarify the reconciliation counts. Although these adjustments do not affect the total ballots cast (SCORE) and total votes counted (Tally), they provide understanding about differences in actual vs recorded vote method.

Attachment 3 documents the research done during the polling place canvass. The research shows two main scenarios that occurred at polling places:

- Signatures in the provisional pollbook where no provisional envelope was received and no credit was given
- No signature in either the regular pollbook or provisional pollbook, but a sign in slip was found indicating voter activity

A total of 186 instances of these scenarios occurred.

## Election Audit

The election audit confirms the ballots cast and the vote count. Randomly selected contests and randomly selected ballots are manually tallied and compared with the machine count of the same ballots. The Audit results are summarized in a separate report.

## Summary

Based on the research performed during this canvass and reported herein, it has been determined that Colorado Statute CRS 1-10-101 has been met, in that the number of votes counted  $\leq$  number of ballots cast  $\leq$  number of registered voters.



Attachment 1 - Election Reconciliation

SCORE Voter Credit									Tally				Differences			
Location	Pct	Registered Voters	Active Voters 11/6/12	Accepted Mail-In	Returned Rejected	Early Voting (Adj)	Polling Place (Adj)	Total Ballots Cast	Tally Mail-In (Adj)	Tally Early Voting (Adj)	Tally Election Day (Adj)	Total Votes Counted	Diff Mail-In	Diff Early Voting	Diff Election Day	Diff Total
ALEXANDER DAWSON SCHOOL	407	500	426	332	2	23	56	413	332	23	56	411	0	0	0	0
ALEXANDER DAWSON SCHOOL	410	1135	978	760	2	64	132	958	760	64	132	956	0	0	0	0
ALLENSPARK FIRE STATION #1	916	507	406	286	2	13	93	394	286	13	93	392	0	0	0	0
ALPINE ELEMENTARY	646	1011	825	600	4	71	134	809	601	72	124	797	1	1	-10	-8
ALPINE ELEMENTARY	647	1081	894	633	3	58	196	890	633	59	207	899	0	1	11	12
ALTERRA VILLA AT THE ATRIUM	815	1191	743	466	9	86	150	711	468	85	150	703	2	-1	0	1
ALTERRA VILLA AT THE ATRIUM	816	1431	1074	740	3	118	161	1022	740	122	159	1021	0	4	-2	2
ALTERRA VILLA AT THE ATRIUM	822	1302	893	584	6	74	187	851	584	74	186	844	0	0	-1	-1
ALTONA MIDDLE SCHOOL	618	1191	1012	745	0	90	164	999	745	91	164	1000	0	1	0	1
ALTONA MIDDLE SCHOOL	702	321	278	206	1	23	42	272	206	23	42	271	0	0	0	0
ARAPAHOE RIDGE CLUB HOUSE	309	1528	1239	922	2	116	139	1179	922	114	143	1179	0	-2	4	2
ARAPAHOE RIDGE CLUB HOUSE	412	1576	1314	916	4	138	212	1270	916	141	210	1267	0	3	-2	1
ARBORDALE ACRES OFFICE	307	1172	802	523	3	65	166	757	523	66	174	763	0	1	8	9
BALFOUR RETIREMENT COMMUNITY	304	970	823	603	2	74	112	791	603	73	109	785	0	-1	-3	-4
BALFOUR RETIREMENT COMMUNITY	313	1399	1183	871	3	104	176	1154	872	104	178	1154	1	0	2	3
BEST WESTERN MOTEL	837	1475	815	383	8	145	185	721	383	146	184	713	0	1	-1	0
BEST WESTERN MOTEL	847	1159	647	307	5	127	169	608	307	125	176	608	0	-2	7	5
BOULDER HIGH SCHOOL	830	1327	695	355	8	131	178	672	356	131	176	663	1	0	-2	-1
BOULDER HIGH SCHOOL	833	1600	730	291	8	158	225	682	291	158	235	684	0	0	10	10
BOULDER HOUSING PARTNERS	806	1272	958	676	5	98	159	938	675	98	160	933	-1	0	1	0
BOULDER HOUSING PARTNERS	912	1217	1034	806	4	76	127	1013	806	77	126	1009	0	1	-1	0
BOULDER MANOR CARE CENTER	838	795	438	215	3	94	109	421	215	95	106	416	0	1	-3	-2
BOULDER MANOR CARE CENTER	844	911	673	457	5	57	133	652	457	58	135	650	0	1	2	3
BOULDER MEADOWS	808	2013	1567	1083	5	165	245	1498	1082	165	245	1492	-1	0	0	-1
BOULDER MEETING OF FRIENDS	807	1172	986	748	1	82	114	945	750	82	116	948	2	0	2	4
BOULDER MEETING OF FRIENDS	809	1208	978	709	6	94	139	948	711	94	138	943	2	0	-1	1
BOULDER PUBLIC LIBRARY	881	943	615	398	5	73	117	593	398	73	119	590	0	0	2	2
BOULDER PUBLIC LIBRARY	904	556	466	345	1	42	51	439	345	42	51	438	0	0	0	0
BOULDER PUBLIC LIBRARY	907	54	42	■	■	■	■	41	■	■	■	41	0	0	0	0
BOULDER RURAL FIRE STATION #2	700	1009	880	625	1	76	161	863	625	76	160	861	0	0	-1	-1
BOULDER RURAL FIRE STATION #2	701	565	508	371	3	56	61	491	371	56	61	488	0	0	0	0
BOULDER RURAL FIRE STATION #2	913	758	630	505	1	50	49	605	505	51	49	605	0	1	0	1
BOULDER SENIOR CENTER (WEST)	879	1300	731	346	10	155	197	708	349	153	198	700	3	-2	1	2
BOULDER SENIOR CENTER (WEST)	880	2149	981	374	17	192	307	890	375	192	308	875	1	0	1	2
BURLINGTON ELEMENTARY	612	984	790	556	3	64	147	770	556	63	146	765	0	-1	-1	-2
BURLINGTON ELEMENTARY	614	1416	1163	871	3	91	165	1130	871	92	165	1128	0	1	0	1
BURLINGTON ELEMENTARY	615	858	700	524	0	67	108	699	524	68	107	699	0	1	-1	0
CASEY MIDDLE SCHOOL	883	1045	740	525	1	78	125	729	525	81	124	730	0	3	-1	2
CASEY MIDDLE SCHOOL	884	1414	891	513	6	101	207	827	512	101	206	819	-1	0	-1	-2
CENTAURUS HIGH SCHOOL	302	1312	1018	739	3	114	148	1004	739	114	150	1003	0	0	2	2

Attachment 1 - Election Reconciliation

SCORE Voter Credit									Tally				Differences			
Location	Pct	Registered Voters	Active Voters 11/6/12	Accepted Mail-In	Returned Rejected	Early Voting (Adj)	Polling Place (Adj)	Total Ballots Cast	Tally Mail-In (Adj)	Tally Early Voting (Adj)	Tally Election Day (Adj)	Total Votes Counted	Diff Mail-In	Diff Early Voting	Diff Election Day	Diff Total
CENTAURUS HIGH SCHOOL	303	990	748	500	3	74	158	735	501	74	155	730	1	0	-3	-2
CENTENNIAL MIDDLE SCHOOL	810	1141	971	726	2	86	122	936	725	86	122	933	-1	0	0	-1
CENTENNIAL MIDDLE SCHOOL	817	954	807	627	5	50	99	781	627	50	99	776	0	0	0	0
CHRIST THE SERVANT LUTHERAN CHURCH	203	1049	936	720	1	58	128	907	723	59	128	910	3	1	0	4
CHRIST THE SERVANT LUTHERAN CHURCH	208	1173	985	731	3	71	145	950	733	71	151	955	2	0	6	8
COAL CREEK CANYON COMMUNITY CENTER	901	777	605	396	1	24	163	584	396	25	161	582	0	1	-2	-1
COAL CREEK CANYON COMMUNITY CENTER	905	300	256	179	0	17	48	244	179	18	50	247	0	1	2	3
COAL CREEK ELEMENTARY	209	668	569	432	1	49	83	565	432	49	85	566	0	0	2	2
COAL CREEK ELEMENTARY	210	1000	849	635	3	52	134	824	635	52	135	822	0	0	1	1
COLUMBINE ELEMENTARY (BOULDER)	821	1448	1013	681	4	113	203	1001	681	113	208	1002	0	0	5	5
CORNERSTONE CHURCH	856	740	567	357	0	49	125	531	357	49	126	532	0	0	1	1
CORNERSTONE CHURCH	900	574	455	332	0	30	92	454	331	31	91	453	-1	1	-1	-1
CORNERSTONE CHURCH	906	578	499				63	489				488	1	0	0	1
DIVINE SAVIOR LUTHERAN	506	641	570	427	7	58	63	555	427	59	64	550	0	1	1	2
DIVINE SAVIOR LUTHERAN	508	814	681	502	3	52	122	679	502	52	120	674	0	0	-2	-2
EAGLE CREST ELEMENTARY	616	1122	936	695	2	93	139	929	695	94	141	930	0	1	2	3
EAGLE CREST ELEMENTARY	617	1878	1458	1049	3	119	239	1410	1050	119	235	1404	1	0	-4	-3
EISENHOWER ELEMENTARY	840	761	582	394	2	56	103	555	394	56	105	555	0	0	2	2
EISENHOWER ELEMENTARY	841	853	687	542	4	46	79	671	542	47	79	668	0	1	0	1
ELDORADO K-8 SCHOOL	100	1369	1040	729	4	81	216	1030	729	88	215	1032	0	7	-1	6
ELDORADO K-8 SCHOOL	101	1369	1070	741	2	73	225	1041	741	73	226	1040	0	0	1	1
ELKS LODGE #566	805	549	459	338	2	44	48	432	338	44	48	430	0	0	0	0
ELKS LODGE #566	811	1372	1164	882	5	88	158	1133	882	89	157	1128	0	1	-1	0
ELKS LODGE #566	812	955	807	595	4	70	114	783	595	70	117	782	0	0	3	3
ERIE TOWN HALL	408	1232	1036	773	2	64	171	1010	774	65	170	1009	1	1	-1	1
ERIE TOWN HALL	409	1443	1199	871	8	104	188	1171	871	104	189	1164	0	0	1	1
FAIRVIEW BIBLE CHAPEL	402	691	601	444	1	57	90	592	444	57	87	588	0	0	-3	-3
FAIRVIEW BIBLE CHAPEL	404	988	841	623	1	67	125	816	623	68	127	818	0	1	2	3
FAIRVIEW HIGH SCHOOL	857	987	809	598	4	81	99	782	598	82	103	783	0	1	4	5
FAIRVIEW HIGH SCHOOL	858	1101	904	714	1	64	112	891	714	65	105	884	0	1	-7	-6
FALL RIVER ELEMENTARY SCHOOL	600	1623	1329	988	5	112	170	1275	987	113	170	1270	-1	1	0	0
FALL RIVER ELEMENTARY SCHOOL	601	1360	1106	858	2	69	152	1081	855	70	150	1075	-3	1	-2	-4
FIRESIDE ELEMENTARY	204	1138	926	674	3	55	167	899	674	55	167	896	0	0	0	0
FIRESIDE ELEMENTARY	205	1086	875	644	4	69	147	864	644	69	148	861	0	0	1	1
FIRST CHRISTIAN CHURCH-LAFAYETTE	310	964	789	527	0	101	121	749	527	103	122	752	0	2	1	3
FIRST CHRISTIAN CHURCH-LAFAYETTE	316	1212	1045	775	2	111	133	1021	775	113	133	1021	0	2	0	2
FIRST UNITED METHODIST CHURCH	827	1313	848	550	6	107	164	827	550	107	161	818	0	0	-3	-3
FIRST UNITED METHODIST CHURCH	832	521	329	225	1	30	65	321	226	31	68	325	1	1	3	5
FLATIRONS ELEMENTARY SCHOOL	878	1262	723	382	5	122	174	683	382	123	176	681	0	1	2	3
FOOTHILLS ELEMENTARY	885	778	609	438	2	59	92	591	438	59	99	596	0	0	7	7

Attachment 1 - Election Reconciliation

SCORE Voter Credit									Tally				Differences			
Location	Pct	Registered Voters	Active Voters 11/6/12	Accepted Mail-In	Returned Rejected	Early Voting (Adj)	Polling Place (Adj)	Total Ballots Cast	Tally Mail-In (Adj)	Tally Early Voting (Adj)	Tally Election Day (Adj)	Total Votes Counted	Diff Mail-In	Diff Early Voting	Diff Election Day	Diff Total
FOOTHILLS ELEMENTARY	886	935	771	572	1	85	99	757	572	84	97	753	0	-1	-2	-3
FOOTHILLS ELEMENTARY	887	1148	981	747	6	81	111	945	747	81	112	940	0	0	1	1
GATEHOUSE	300	1275	1055	754	6	96	168	1024	753	96	166	1015	-1	0	-2	-3
GATEHOUSE	400	131	120	87	0	17	13	117	87	17	13	117	0	0	0	0
GOLDEN WEST SR. RESIDENCE-WELLNESS CNTR.	846	1450	869	470	9	143	164	786	469	143	177	789	-1	0	13	12
GRACE EVANGELICAL FREE CHURCH	653	756	653	510	1	33	103	647	511	33	104	648	1	0	1	2
GRACE EVANGELICAL FREE CHURCH	654	1640	1210	845	5	96	231	1177	847	97	228	1172	2	1	-3	0
GRACE EVANGELICAL FREE CHURCH	707	603	528					513				510	0	1	1	2
GRACE LUTHERAN CHURCH	876	1708	823	214	16	200	312	742	214	200	315	729	0	0	3	3
GRACE LUTHERAN CHURCH	877	1074	731	450	9	90	146	695	450	90	147	687	0	0	1	1
HARVEST BAPTIST CHURCH	501	994	860	653	1	69	107	830	653	70	98	821	0	1	-9	-8
HARVEST BAPTIST CHURCH	503	1551	1358	980	3	113	246	1342	980	113	257	1350	0	0	11	11
HOVER MANOR	636	1239	1007	746	7	74	155	982	746	74	157	977	0	0	2	2
HOVER MANOR	637	1462	1136	814	5	79	187	1085	815	80	187	1082	1	1	0	2
HOVER MANOR	638	1031	917	725	1	61	106	893	724	61	105	890	-1	0	-1	-2
HYGIENE FIRE STATION	705	675	571	408	2	34	116	560	408	34	116	558	0	0	0	0
HYGIENE FIRE STATION	706	187	163					163				163	0	0	0	0
JAMESTOWN TOWN HALL	914	699	562	346	0	24	179	549	346	25	181	552	0	1	2	3
LAFAYETTE CITY HALL	301	1480	1125	723	9	132	199	1063	724	131	200	1055	1	-1	1	1
LAFAYETTE ELEMENTARY SCHOOL	308	1026	759	523	6	92	120	741	523	94	124	741	0	2	4	6
LAFAYETTE ELEMENTARY SCHOOL	311	835	626	431	3	64	112	610	431	63	113	607	0	-1	1	0
LEFT HAND GRANGE HALL	505	893	715	477	0	47	167	691	477	48	166	691	0	1	-1	0
LIBBY HALL	834	2831	1478	292	24	530	544	1390	292	530	544	1366	0	0	0	0
LIFEBRIDGE CHRISTIAN CHURCH	650	927	690	441	3	52	147	643	441	52	148	641	0	0	1	1
LIFEBRIDGE CHRISTIAN CHURCH	708	721	603	429	2	60	95	586	429	59	95	583	0	-1	0	-1
LONGMONT CIVIC CENTER	609	639	435	264	1	52	89	406	264	52	88	404	0	0	-1	-1
LONGMONT CIVIC CENTER	623	1410	970	640	1	98	194	933	641	99	195	935	1	1	1	3
LONGMONT FIRE STATION #3 COMMUNITY ROOM	605	1178	892	592	4	73	165	834	593	75	165	833	1	2	0	3
LONGMONT FIRE STATION #5 COMMUNITY ROOM	619	1646	1158	748	3	109	226	1086	750	108	231	1089	2	-1	5	6
LONGMONT FIRE STATION #5 COMMUNITY ROOM	620	1693	1304	945	5	94	198	1242	946	95	195	1236	1	1	-3	-1
LONGMONT HIGH SCHOOL	621	1140	910	641	4	81	151	877	641	81	154	876	0	0	3	3
LONGMONT HIGH SCHOOL	626	1191	983	724	4	60	156	944	725	59	156	940	1	-1	0	0
LONGS PEAK SOUTHERN BAPTIST	633	987	695	423	0	56	137	616	423	55	137	615	0	-1	0	-1
LONGS PEAK SOUTHERN BAPTIST	644	989	691	424	4	45	150	623	424	47	151	622	0	2	1	3
LONGS PEAK SOUTHERN BAPTIST	645	935	734	551	3	61	95	710	551	60	94	705	0	-1	-1	-2
LOUISVILLE CITY HALL	211	1285	1034	751	4	80	165	1000	751	81	165	997	0	1	0	1
LOUISVILLE CITY HALL	212	945	752	522	4	69	129	724	523	68	132	723	1	-1	3	3

Attachment 1 - Election Reconciliation

SCORE Voter Credit									Tally				Differences			
Location	Pct	Registered Voters	Active Voters 11/6/12	Accepted Mail-In	Returned Rejected	Early Voting (Adj)	Polling Place (Adj)	Total Ballots Cast	Tally Mail-In (Adj)	Tally Early Voting (Adj)	Tally Election Day (Adj)	Total Votes Counted	Diff Mail-In	Diff Early Voting	Diff Election Day	Diff Total
LYONS MID. SENIOR HIGH SCHOOL	917	1443	1199	834	4	77	265	1180	837	77	267	1181	3	0	2	5
LYONS MID. SENIOR HIGH SCHOOL	918	1236	989	711	2	75	198	986	711	74	198	983	0	-1	0	-1
MANHATTAN SCHOOL OF THE ARTS	852	1737	1318	913	5	142	212	1272	913	142	210	1265	0	0	-2	-2
MAPLETON YMCA	823	1829	1291	799	16	172	246	1233	800	174	242	1216	1	2	-4	-1
MAPLETON YMCA	828	1090	691	427	4	89	145	665	427	90	147	664	0	1	2	3
MESA ELEMENTARY	859	931	818	607	4	60	123	794	607	60	123	790	0	0	0	0
MESA ELEMENTARY	863	893	740	577	3	54	80	714	577	55	78	710	0	1	-2	-1
MESA VISTA OF BOULDER	824	1319	940	641	5	103	160	909	641	103	161	905	0	0	1	1
MESA VISTA OF BOULDER	826	1071	791	550	1	104	119	774	551	105	116	772	1	1	-3	-1
MESSIAH LUTHERAN CHURCH	627	954	647	448	1	52	116	617	447	52	116	615	-1	0	0	-1
MESSIAH LUTHERAN CHURCH	628	881	729	548	2	64	87	701	548	66	84	698	0	2	-3	-1
MESSIAH LUTHERAN CHURCH	634	944	690	486	5	45	106	642	485	53	103	641	-1	8	-3	4
MONARCH HIGH SCHOOL	200	666	575	443	0	50	71	564	442	52	66	560	-1	2	-5	-4
MONARCH HIGH SCHOOL	202	1314	1028	749	5	90	133	977	749	89	136	974	0	-1	3	2
MOUNT CALVARY LUTHERAN CHURCH	867	1074	749	438	3	91	169	701	438	92	169	699	0	1	0	1
MOUNT CALVARY LUTHERAN CHURCH	868	962	827	645	4	54	93	796	645	54	93	792	0	0	0	0
MOUNTAIN VIEW UNITED METHODIST CHURCH	850	717	632	470	3	52	88	613	470	52	88	610	0	0	0	0
MOUNTAIN VIEW UNITED METHODIST CHURCH	851	1311	1019	749	8	94	112	963	748	94	111	953	-1	0	-1	-2
MOUNTAIN VIEW UNITED METHODIST CHURCH	853	1113	766	471	6	95	151	723	471	95	152	718	0	0	1	1
MT. ZION LUTHERAN CHURCH	819	1056	837	602	7	74	117	800	601	74	118	793	-1	0	1	0
MT. ZION LUTHERAN CHURCH	820	871	708	523	0	72	91	686	523	73	89	685	0	1	-2	-1
MT. ZION LUTHERAN CHURCH	825	702	546	404	4	48	76	532	405	48	74	527	1	0	-2	-1
NEDERLAND COMMUNITY CENTER	902	309	239	158	0	15	59	232	158	18	57	233	0	3	-2	1
NEDERLAND COMMUNITY CENTER	903	2216	1606	1053	9	95	400	1557	1053	95	400	1548	0	0	0	0
NEW VISTA HIGH SCHOOL	869	732	558	404	2	61	77	544	403	63	79	545	-1	2	2	3
NEW VISTA HIGH SCHOOL	872	1579	774	310	10	179	228	727	310	178	238	726	0	-1	10	9
NEW VISTA HIGH SCHOOL	873	549	446	343	2	42	47	434	343	42	39	424	0	0	-8	-8
NIWOT UNITED METHODIST CHURCH	502	1109	957	777	1	55	102	935	776	53	102	931	-1	-2	0	-3
NIWOT UNITED METHODIST CHURCH	504	771	673	472	2	53	122	649	472	53	123	648	0	0	1	1
NORTHRIDGE ELEMENTARY	642	1262	970	683	7	72	163	925	683	72	162	917	0	0	-1	-1
NORTHRIDGE ELEMENTARY	643	882	645	412	1	40	169	622	411	36	170	617	-1	-4	1	-4
PINEBROOK HILLS COMMUNITY CENTER	911	1049	877	639	7	58	147	851	640	58	147	845	1	0	0	1
REGAL SQUARE SR. CITIZEN HOUSING	213	1481	1257	985	9	56	176	1226	986	55	178	1219	1	-1	2	2
REGAL SQUARE SR. CITIZEN HOUSING	214	1426	1182	910	4	98	153	1165	910	98	150	1158	0	0	-3	-3
ROCKY MOUNTAIN CHRISTIAN CHURCH	406	745	640	476	1	49	107	633	477	49	108	634	1	0	1	2
ROCKY MOUNTAIN CHRISTIAN CHURCH	507	1213	1055	804	4	81	145	1034	804	81	145	1030	0	0	0	0
ROCKY MOUNTAIN ELEMENTARY	604	1033	864	675	2	50	105	832	675	51	104	830	0	1	-1	0
ROCKY MOUNTAIN ELEMENTARY	607	1094	881	646	2	75	143	866	646	75	142	863	0	0	-1	-1
SACRED HEART OF MARY CATHOLIC CHURCH	401	709	601	423	4	49	97	573	421	48	97	566	-2	-1	0	-3
SAN LAZARO OFFICE/REC.	813	1044	763	470	2	67	194	733	470	67	194	731	0	0	0	0

Attachment 1 - Election Reconciliation

SCORE Voter Credit									Tally				Differences			
Location	Pct	Registered Voters	Active Voters 11/6/12	Accepted Mail-In	Returned Rejected	Early Voting (Adj)	Polling Place (Adj)	Total Ballots Cast	Tally Mail-In (Adj)	Tally Early Voting (Adj)	Tally Election Day (Adj)	Total Votes Counted	Diff Mail-In	Diff Early Voting	Diff Election Day	Diff Total
SAN LAZARO OFFICE/REC.	814	1301	1023	759	2	110	119	990	760	111	120	991	1	1	1	3
SANBORN ELEMENTARY	651	1083	859	605	2	46	187	840	605	49	186	840	0	3	-1	2
SANBORN ELEMENTARY	652	1204	837	566	2	81	187	836	565	80	193	838	-1	-1	6	4
SECOND BAPTIST CHURCH OF BOULDER	403	1049	883	663	4	79	111	857	663	78	111	852	0	-1	0	-1
SECOND BAPTIST CHURCH OF BOULDER	842	1005	815	613	2	70	92	777	613	71	91	775	0	1	-1	0
SENIOR CITIZENS CENTER	625	929	758	562	3	50	128	743	561	51	128	740	-1	1	0	0
SENIOR CITIZENS CENTER	629	683	507	342	0	46	96	484	343	47	97	487	1	1	1	3
SEVENTH DAY ADVENTIST CHURCH	882	847	658	449	1	72	103	625	449	73	101	623	0	1	-2	-1
SEVENTH DAY ADVENTIST CHURCH	909	648	504	353	1	57	68	479	353	59	66	478	0	2	-2	0
SEVENTH DAY ADVENTIST CHURCH	910	842	697	483	2	65	110	660	484	66	109	659	1	1	-1	1
SHEPHERD OF THE HILLS LUTHERAN CHURCH	800	972	816	568	1	74	141	784	568	74	139	781	0	0	-2	-2
SHEPHERD OF THE HILLS LUTHERAN CHURCH	801	588	485	356	2	43	70	471	356	44	72	472	0	1	2	3
SOUTH BROADWAY NAZARENE	866	1107	825	500	10	81	182	773	502	82	182	766	2	1	0	3
SOUTH BROADWAY NAZARENE	870	886	623	359	5	87	140	591	358	87	141	586	-1	0	1	0
SOUTH BROADWAY NAZARENE	871	1222	789	462	3	121	151	737	462	121	151	734	0	0	0	0
SPANGLER ELEMENTARY	606	935	680	485	5	41	131	662	485	43	129	657	0	2	-2	0
SPANGLER ELEMENTARY	632	1298	1031	728	3	82	179	992	728	82	181	991	0	0	2	2
ST. ANDREW PRESBYTERIAN CHURCH	845	1184	790	498	4	105	145	752	498	105	143	746	0	0	-2	-2
ST. ANDREW PRESBYTERIAN CHURCH	848	946	631	356	5	101	130	592	356	101	129	586	0	0	-1	-1
ST. LUKES ORTHODOX CHRISTIAN CHURCH	411	1712	1409	1018	3	79	286	1386	1018	79	285	1382	0	0	-1	-1
ST. PAULS UNITED METHODIST CHURCH	860	743	641	457	2	62	96	617	457	62	95	614	0	0	-1	-1
ST. PAULS UNITED METHODIST CHURCH	861	715	589	406	1	55	108	570	406	55	108	569	0	0	0	0
ST. PETER & PAUL GREEK ORTHODOX	803	1271	879	585	2	92	176	855	585	93	176	854	0	1	0	1
ST. PETER & PAUL GREEK ORTHODOX	804	1434	1203	897	5	89	187	1178	897	90	188	1175	0	1	1	2
ST. STEPHENS EPISCOPAL	610	1611	1141	771	4	113	178	1066	771	112	180	1063	0	-1	2	1
ST. STEPHENS EPISCOPAL	613	921	733	486	2	60	159	707	486	61	159	706	0	1	0	1
ST. THOMAS AQUINAS CATHOLIC CHURCH	874	1307	966	662	11	87	148	908	662	87	148	897	0	0	0	0
ST. THOMAS AQUINAS CATHOLIC CHURCH	875	1366	700	247	16	164	203	630	247	164	205	616	0	0	2	2
ST. VRAIN VALLEY ADMIN. BLDG.	611	1196	916	621	5	75	173	874	622	76	171	869	1	1	-2	0
ST. VRAIN VALLEY ADMIN. BLDG.	622	822	601	384	2	60	127	573	385	62	129	576	1	2	2	5
STONEGATE CLUBHOUSE	500	1010	806	564	1	83	128	776	564	83	127	774	0	0	-1	-1
STONEGATE CLUBHOUSE	802	1052	654	418	4	48	167	637	419	49	172	640	1	1	5	7
SUGAR LOAF FIRE STATION	908	1046	860	602	2	54	177	835	603	56	175	834	1	2	-2	1
SUMMIT MIDDLE SCHOOL	854	1164	754	439	8	105	151	703	438	105	156	699	-1	0	5	4
SUMMIT MIDDLE SCHOOL	855	1142	799	514	3	98	154	769	514	98	130	742	0	0	-24	-24
SUMMIT MIDDLE SCHOOL	865	884	602	350	3	69	144	566	350	70	165	585	0	1	21	22
SUNDQUIST BUILDING COUNTY NORTH BOULDER COMPLEX	818	1222	998	733	0	100	143	976	733	101	143	977	0	1	0	1
SUNDQUIST BUILDING COUNTY NORTH BOULDER COMPLEX	888	921	806	640	3	77	57	777	640	77	57	774	0	0	0	0

Attachment 1 - Election Reconciliation

SCORE Voter Credit									Tally				Differences			
Location	Pct	Registered Voters	Active Voters 11/6/12	Accepted Mail-In	Returned Rejected	Early Voting (Adj)	Polling Place (Adj)	Total Ballots Cast	Tally Mail-In (Adj)	Tally Early Voting (Adj)	Tally Election Day (Adj)	Total Votes Counted	Diff Mail-In	Diff Early Voting	Diff Election Day	Diff Total
SUPERIOR ELEMENTARY	103	1186	980	699	4	81	173	957	699	81	174	954	0	0	1	1
SUPERIOR ELEMENTARY	104	1197	977	663	3	64	226	956	663	64	226	953	0	0	0	0
SUPERIOR TOWN HALL	106	1046	860	623	0	57	172	852	623	57	172	852	0	0	0	0
SUPERIOR TOWN HALL	107	692	521	345	3	40	110	498	345	40	113	498	0	0	3	3
THE BRIDGE ASSISTED LIVING CENTER	648	1176	850	602	4	43	128	777	604	43	128	775	2	0	0	2
THE BRIDGE ASSISTED LIVING CENTER	649	894	632	417	4	49	118	588	417	50	120	587	0	1	2	3
THE HORIZON AT ROCK CREEK CLUBHOUSE	102	1787	924	461	7	59	335	862	461	58	338	857	0	-1	3	2
THE HORIZON AT ROCK CREEK CLUBHOUSE	105	587	400	243	2	28	107	380	242	28	107	377	-1	0	0	-1
THE LEGACY	305	1264	958	662	4	105	162	933	662	106	162	930	0	1	0	1
THE LEGACY	306	1258	968	681	1	102	179	963	682	101	179	962	1	-1	0	0
THE MERIDIAN RETIREMENT COMMUNITY	862	769	627	443	3	75	101	622	443	74	100	617	0	-1	-1	-2
THE MERIDIAN RETIREMENT COMMUNITY	864	788	633	467	1	40	94	602	467	41	94	602	0	1	0	1
THE VILLAGE PLACE	624	881	657	467	3	59	105	634	467	60	105	632	0	1	0	1
THE VILLAGE PLACE	630	1040	770	509	4	69	132	714	509	71	130	710	0	2	-2	0
TRAIL RIDGE MIDDLE SCHOOL	602	997	782	554	0	54	162	770	554	54	43	651	0	0	-119	-119
TRAIL RIDGE MIDDLE SCHOOL	603	1185	1028	758	1	67	155	981	758	68	272	1098	0	1	117	118
TRI-CITY ELKS LODGE #2541	201	678	546	406	4	45	90	545	406	45	90	541	0	0	0	0
TRI-CITY ELKS LODGE #2541	206	660	566	434	0	22	98	554	433	22	99	554	-1	0	1	0
TRI-CITY ELKS LODGE #2541	207	1124	917	657	3	56	170	886	658	55	169	882	1	-1	-1	-1
UNITARIAN - UNIVERSALIST CHURCH	839	709	586	425	2	48	84	559	425	50	81	556	0	2	-3	-1
UNITARIAN - UNIVERSALIST CHURCH	843	1419	1192	908	2	115	138	1163	909	116	140	1165	1	1	2	4
UNITED METHODIST CHURCH OF HYGIENE	703	497	431	335	2	29	63	429	335	29	62	426	0	0	-1	-1
UNITED METHODIST CHURCH OF HYGIENE	704	369	291	214	1	23	67	305	213	22	68	303	-1	-1	1	-1
UNIVERSITY CLUB AT CU	835	1008	510	133	7	201	130	471	133	201	130	464	0	0	0	0
VALMONT COMMUNITY PRESBYTERIAN	405	501	435	323	1	19	73	416	324	19	73	416	1	0	0	1
WALNUT PLACE	829	1280	764	439	7	112	168	726	439	112	171	722	0	0	3	3
WALNUT PLACE	831	1528	806	413	10	146	213	782	413	146	208	767	0	0	-5	-5
WARD TOWN HALL	915	426	306	210	1	13	85	309	210	13	89	312	0	0	4	4
WESLEY CHAPEL	836	798	492	278	3	69	114	464	278	72	111	461	0	3	-3	0
WESTVIEW MIDDLE SCHOOL	639	939	804	602	3	62	122	789	602	62	123	787	0	0	1	1
WESTVIEW MIDDLE SCHOOL	640	962	790	574	1	54	130	759	573	55	130	758	-1	1	0	0
WESTVIEW PRESBYTERIAN CHURCH	635	934	741	561	0	41	128	730	560	41	126	727	-1	0	-2	-3
WESTVIEW PRESBYTERIAN CHURCH	641	902	710	534	0	46	104	684	535	45	106	686	1	-1	2	2
WILLIAMS VILLAGE - DARLEY COMMONS	849	2223	1038	257	15	302	402	976	258	303	415	976	1	1	13	15
YMCA OF BOULDER VALLEY	312	1033	894	694	1	90	85	870	694	90	85	869	0	0	0	0
YMCA OF BOULDER VALLEY	314	1001	865	653	0	75	111	839	653	75	111	839	0	0	0	0
YMCA OF BOULDER VALLEY	315	898	718	537	2	59	102	700	537	59	103	699	0	0	1	1
YMCA OF LONGMONT	608	1133	794	513	9	57	141	720	514	58	140	712	1	1	-1	1
YMCA OF LONGMONT	631	689	506	334	0	37	112	483	335	37	114	486	1	0	2	3



Attachment 1 - Election Reconciliation

SCORE Voter Credit									Tally				Differences			
Location	Pct	Registered Voters	Active Voters 11/6/12	Accepted Mail-In	Returned Rejected	Early Voting (Adj)	Polling Place (Adj)	Total Ballots Cast	Tally Mail-In (Adj)	Tally Early Voting (Adj)	Tally Election Day (Adj)	Total Votes Counted	Diff Mail-In	Diff Early Voting	Diff Election Day	Diff Total
TOTAL		248953	188173	129220	842	18108	33181	181351	129252	18200	33260	180712	32	92	79	203
ADJUSTED TOTAL (see Attachment 2)		248953	188173	129222	842	18108	33180	181352	129254	18106	33352	180712	32	-2	172	202

## Attachment 2 - Reconciliation Adjustments

[illegible]

**Attachment 3 - Polling Place - Sign-In Slip Canvass Notes**

<b>PollingLocation</b>	<b>Location-Precincts</b>	<b>Unknown activity from sign in slip</b>	<b>Notes from each precinct: Signed Provisional book (PB): means no provisional envelope was received and no credit was given Did not sign either book: means we have a sign in slip but no signature and no vote credit was given</b>
Alexander Dawson School	407 + 410		No extra sign in slips
Allenspark Fire Station #1	916	3	2 didn't sign either PB, 1 signed provional PB
Alpine Elementary	646 + 647	2	1 signed provisional PB, 1 didn't sign either book
Alterra Villa at The Atrium	815 + 816 + 822	3	2 didn't sign either PB, 1 signed provisional PB
Altona Middle School	618 + 702	1	1 did not sign either book
Arapahoe Ridge Club House	309 + 412	2	2 did not sign either book
Arbordale Acres Office	307		
Balfour Retirement Community	304 + 313		No extra sign in slips
Best Western Motel	837 + 847	4	3 machine voters did not sign either book, 1 did not sign either book
Boulder High School	830 + 833	11	9 signed provisional PB, 2 did not sign either list
Boulder Housing Partners	806 + 912		No extra sign in slips
Boulder Manor Care Center	838 + 844	1	1 signed provisional PB
Boulder Meadows replaces Boulder Meeting of Friends	808		
Boulder Meeting of Friends	807 + 809	2	1 signed provisional PB, 1 didn't sign either book
Boulder Public Library	907 + 881 + 904	1	1 did not sign either book
Boulder Rural Fire Station #2	700 + 701 + 913		
Boulder Senior Center (West)	879 + 880		
Burlington Elementary School	612 + 614 + 615		No extra sign in slips
Casey Middle School	883 + 884		
Centaurus High School	302 + 303	3	3 signed provisional PB
Centennial Middle School	810 + 817		
Christ the Servant Lutheran Church	203 + 208	2	2 signed provisional PB
Coal Creek Canyon Community Center	901 + 905	1	1 signed provisional PB
Coal Creek Elementary School	209 + 210	3	2 didn't sign either book, 1 signed provisional PB
Columbine Elementary School	821		No extra sign in slips
Cornerstone Church	856 + 900 + 906	2	2 signed provisoinal PB
Divine Savior Lutheran	506 + 508		No extra sign in slips
Eagle Crest Elementary School	616 + 617		No extra sign in slips
Eisenhower Elementary School	840 + 841		No extra sign in slips
Eldorado K-8 School	100 + 101	3	3 signed provisional PB
Elks Lodge #566	805 + 811 + 812	1	1 machine voter did not sign either PB
Fairview Bible Chapel	402 + 404		No extra sign in slips
Fairview High School	857 + 858	3	2 signed prov. PB, 1 did not sign either PB,
Fall River Elementary School	600 + 601		No extra sign in slips
Fireside Elementary School	204 + 205	2	1 signed provisonal PB, 1 didn't sign either PB
First Christian Church - Lafayette	310 + 316		
First United Methodist Church	827 + 832	3	2 didn't sign either book
Flatirons Elementary School	878		No extra sign in slips
Foothills Elementary School	885 + 886 + 887	1	signed prov. PB
Gatehouse	300 + 400	1	signed prov. PB
Golden West Senior Residence	846	13	13 signed provsional PB
Grace Evangelical Free Church	653 + 654 + 707	1	1 signed provisonal PB
Grace Lutheran Church	876 + 877	4	1 signed prov PB, 3 did not sign either PB
Harvest Baptist Church	501 + 503	1	1 did not sign either PB
Hover Manor	636 + 637 + 638	1	did not sign either PB
Hygiene Fire Station	705 + 706	1	did not sign either PB
Jamestown Town Hall	914	3	2 did not sign either PB, 1 signed provisional
Lafayette City Hall	301	3	2 signed provisional PB, 1 machine voter didn't sign either PB,
Lafayette Elementary Replaces Lafayette VFW	308 + 311	5	1 provisional voter voted machine in error, 3 signed provisional PB, 1 did not sign either book
Left Hand Grange Hall	505	1	1 signed provisional PB
Libby Hall	834		
Lifebridge Christian Church replacing Life Care Center	650 + 708	2	1 signed provisional PB, 1 didn't sign either book
Longmont Civic Center	609 + 623	8	7 signed provisonal PB, 1 did not sign either PB
Longmont Fire Station #3	605	2	1 signed provisional PB, 1 didn't sign either book
Longmont Fire Station #5	619 + 620		No extra sign in slips

**Attachment 3 - Polling Place - Sign-In Slip Canvass Notes**

<b>PollingLocation</b>	<b>Location-Precincts</b>	<b>Unknown activity from sign in slip</b>	<b>Notes from each precinct: Signed Provisional book (PB): means no provisional envelope was received and no credit was given Did not sign either book: means we have a sign in slip but no signature and no vote credit was given</b>
Longmont High School	621 + 626		No extra sign in slips
Longs Peak Southern Baptist	633 + 644 + 645		
Louisville City Hall	211 + 212	5	3 signed regular PB, 1 did not sign either PB, 1 signed provisional PB
Lyons Middle Sr. High School replaces Lyons Town Hall	917 + 918	6	5 did not sign either book, 1 signed regular PB
Manhattan School of the Arts	852		
Mesa Elementary	859 + 863		No extra sign in slips
Mesa Vista of Boulder	824 + 826		3 didn't sign either PB
Messiah Lutheran Church	627 + 628 + 634		No extra sign in slips
Monarch High School	200 + 202	1	1 signed provisional PB
Mount Calvary Lutheran Church	867 + 868		
Mountain View United Methodist Church	850 + 851 + 853		No extra sign in slips
Mt Zion Lutheran Church & School replaces Bethel United	819 + 820 + 825	1	1 did not sign either book
Nederland Community Center	902 + 903	2	2 signed provisional PB
New Vista High School	869 + 872 + 873	3	2 signed provisional PB, 1 sent upstairs
Niwot United Methodist Church	502 + 504	1	did not sign either PB
Northridge Elementary	642 + 643	3	3 did not sign either book
Pinebrook Hills Community Center	911		
Regal Square Sr. Citizen Housing	213 + 214	1	did not sign either PB
Rocky Mountain Christian Church	406 + 507	2	2 machine voters did not sign either book
Rocky Mountain Elementary	604 + 607	1	1 signed provisional PB
Sacred Heart of Mary Catholic Church	401		
San Lazaro Office/Rec.	813 + 814		No extra sign in slips
Sanborn Elementary	651 + 652	9	5 did not sign either book, 4 signed provisional PB
Second Baptist Church of Boulder	403 + 842		No extra sign in slips
Senior Citizens Center	625 + 629		
Seventh Day Adventist Church	882 + 909 + 910		No extra sign in slips
Shepherd of the Hills Lutheran Church	800 + 801		No extra sign in slips
South Broadway Nazarene	866 + 870 + 871	2	2 didn't sign either PB
Spangler Elementary School replaces Skyline	606 + 632	2	2 did not sign either book
St. Andrew Presbyterian Church	845 + 848	2	2 on PP list but no sign in slips
St. Lukes Orthodox Christian Church	411		
St. Paul's United Methodist Church	860 + 861		
St. Peter & Paul Greek Orthodox	803 + 804		
St. Stephens Episcopal Church	610 + 613		No extra sign in slips
St. Thomas Aquinas Catholic Church	874 + 875	3	3 did not sign either book
St. Vrain Valley Admin Bldg. (Educational Services Center)	611 + 622	2	2 did not sign either book
Stonegate Clubhouse	500 + 802	5	1 provisional voter voted machine in error, 4 did not sign either book
Sugar Loaf Fire Station	908		
Summit Middle School	854 + 855 + 865	3	2 didn't sign either PB, 1 signed provisional PB
Sundquist Building County North Boulder Complex	818 + 888		
Superior Elementary School	103 + 104	1	1 didn't sign either PB
Superior Town Hall	106 + 107	6	5 did not sign either PB, 1 signed provisional PB
The Bridge Assisted Living Center	648 + 649		
The Horizon At Rock Creek Clubhouse	102 + 105	7	7 didn't sign either PB
The Legacy	305 + 306	2	2 signed provisional PB
The Meridian Retirement Community	862 + 864		
The Village Place	624 + 630		No extra sign in slips
Town of Erie replaces Erie Elementary	408 + 409		No extra sign in slips
Trail Ridge Middle School	602 + 603		No extra sign in slips
Tri-City Elks Lodge #2541	201 + 206 + 207		
Unitarian - Universalist Church	839 + 843		
United Methodist Church of Hygiene	703 + 704		
University Club at CU	835		
Valmont Community Presbyterian Church	405		
Walnut Place	829 + 831		
Ward Town Hall	915	4	4 signed provisional PB

Attachment 3 - Polling Place - Sign-In Slip Canvass Notes

PollingLocation		Location-Precincts	Unknown activity from sign in slip	Notes from each precinct: Signed Provisional book (PB): means no provisional envelope was received and no credit was given Did not sign either book: means we have a sign in slip but no signature and no vote credit was given
Wesley Chapel	836		1	1 did not sign either book
Westview Middle School	639 + 640			No extra sign in slips
Westview Presbyterian Church	635 + 641			No extra sign in slips
Williams Village (Darley Commons)	849		3	2 signed provisional PB, 1 didn't sign either PB
YMCA Mapleton of Boulder Valley	823 + 828		3	2 did not sign either book, 1 machine voter did not sign either book
YMCA of Boulder Valley	312 + 314 + 315			No extra sign in slips
YMCA of Longmont	608 + 631		5	1 signed prov PB, 3 did not sign either PB
	Totals:		186	



# Boulder County

Colorado

STATE OF COLORADO

)

) SS.

## CERTIFICATION OF ELECTION

BOULDER COUNTY

I, Hillary Hall, the Boulder County Clerk and Recorder, do hereby certify the Official Abstract of Votes Cast attached herein for the 2012 General Election held in Boulder County on the 6th of November.

We the undersigned Canvass Board for the 2012 General Election, do hereby certify that:

- We have reviewed the Post-Election Manual Random Audit
- We have reviewed all ballot forms and ballot logs associated with this election as required by rule and law
- We have compared the number of ballots counted to the number of ballots cast
- We have reviewed and do hereby certify the results in the Official Abstract of Votes Cast

Witness our hands and seal this 23 of November, 2012.

[Redacted Signature]

Hillary Hall, Boulder County Clerk and Recorder

Mary Eberle, ACN Canvass Board Member

James Remmert, ACN Canvass Board Member

[Redacted Signature]

Pat Feeser, DEM Canvass Board Member

[Redacted Signature]

Paul Geissler, DEM Canvass Board Member

Russ Boehm, REP Canvass Board Member

Dan Martin, REP Canvass Board Member





**DEMOCRATIC PARTY CANVASS BOARD APPOINTEES PUBLIC STATEMENT REGARDING  
CERTIFICATION OF THE BOULDER COUNTY 2012 GENERAL ELECTION**

November 25, 2012

The Boulder County Canvass Board has completed the steps and procedures required by statute and summarized in the Certification letter to the Colorado Secretary of State, Scott Gessler, for the 2012 General Election in Boulder County.

We, Paul Geissler and Patricia Feeser--Democratic Party Appointees to the Canvass Board, are satisfied with the Official Abstract of Votes presented by Clerk and Recorder, Hillary Hall, and her Election Staff for this General Election. We are confident the Abstract of Votes coupled with the extensive documentation and thorough explanation provided to the Canvass Board by Clerk and Recorder and Staff provide us an accurate summary of the registered voters, ballots issued, cast and counted and are within the standards laid out in Colorado State law for both the County-wide and Precinct-level tallies.

We also are satisfied that there were no voter complaints received by the Canvass Board that fall within the jurisdiction of the Canvass Board to investigate and resolve.

We, therefore, will certify the Official Abstract of Votes for the General Election held in Boulder County on the 6<sup>th</sup> of November 2012.

We wish to thank the County Clerk and Recorder, the Clerk's Office Staff, and the scores of citizen volunteers and temporary workers for their dedication, diligence, and non-partisanship in putting in thousands of hours of labor to make Boulder County's election process transparent, fair and conducted in a way that should make all of Boulder County's citizens proud. It has been our honor to represent the Boulder County Democratic Party and to work with the elections staff and volunteers in this process.



Respectfully submitted,

\_\_\_\_\_  
Hillary Hall  
Boulder County Clerk and Recorder

\_\_\_\_\_  
Date

  
\_\_\_\_\_  
R. W. Boehm  
Republican Party

11/26/12  
\_\_\_\_\_  
Date

  
\_\_\_\_\_  
Mary C. Eberle  
American Constitution Party

\_\_\_\_\_  
Date

\_\_\_\_\_  
Patricia R. Feezer  
Democratic Party

\_\_\_\_\_  
Date

\_\_\_\_\_  
Paul H. Geissler  
Democratic Party

\_\_\_\_\_  
Date

  
\_\_\_\_\_  
Daniel R. Martin  
Republican Party

26 November 2012  
\_\_\_\_\_  
Date

  
\_\_\_\_\_  
James E. Remmert  
American Constitution Party

26 November 2012  
\_\_\_\_\_  
Date

November 26, 2012

Mr. Scott Gessler  
Secretary of State  
Colorado Department of State  
1700 Broadway  
Denver, Colorado 80290

**Re: Noncertification of the Boulder County 2012 General Election.**

**Dear Secretary Gessler:**

The undersigned have been appointed by the county chairpersons of our respective political parties and represent a majority of the members of the Boulder County Canvass Board for the 2012 General Election. After many days of intense work and serious consideration, we find that without access to additional verifiable documentation, we are unable to certify the Abstract of Votes Cast or reconcile the numbers of ballots and voters in good faith, as per Secretary of State's Rule 41.8.3.

In summary, thousands of ballots have been cast and counted without proper eligibility verification. Hundreds of others have been rejected without proper verification. If the lack of reasonable verification has allowed a meaningful number of ballots to be rejected or counted improperly, local contests in particular may be impacted. For example, we believe that

- At least 18,500 ballots were not subjected to reasonable signature checks. Without further work we cannot estimate whether a material number of ballots were improperly rejected or accepted.
- 3,255 provisional ballots need considerably more review for both rejection and acceptance and partial acceptance. Some contest outcomes could be impacted by a high error rate.
- 130,000 ballots were recorded in the pollbook by the uncertified, trouble-prone Bell & Howell equipment. The impact on the accuracy of the pollbook and Official Abstract is unknown.

Our report below is the culmination of 15 public meetings and roughly a few thousand man hours of our work related to this canvass activity.

Our report is categorized by topic with supporting information. Although we have not certified the Official Abstract at this time, we have not reached any conclusion

that it would be impossible to reach a decision to certify if we were to be provided with additional information. Accordingly, we have proposed certain follow-on actions at the end of this letter.

## **Canvass Board Duties**

Among other numerous assigned canvass board duties in statute, C.R.S. 1-10-101.5 requires that we, as a Canvass Board,

- (a) Reconcile the ballots cast in an election to confirm that the number of ballots counted in that election does not exceed the number of ballots cast in that election,
- (b) Reconcile the ballots cast in each precinct in the county to confirm that the number of ballots cast does not exceed the number of registered electors in the precinct; and
- (c) Certify the abstract of votes cast in any election and transmit the certification to the secretary of state. A majority of Canvass Board members signatures shall be sufficient to certify the abstract of votes cast in any election. When unable to certify the abstract of votes by the majority of the Board for any reason, the Canvass Board shall transmit the noncertified abstract of votes to the secretary of state along with a written report detailing the reason for noncertification.

Certification of the Official Abstract under C.R.S. 1-10-101.5 is the critical exercise in finalizing the election process and requires far more than the subtraction of ballots counted from ballots cast and ballots cast from registered electors in each precinct. Such a trivial arithmetic exercise does not require thinking individuals for verification, and the Board's certification would be meaningless if it were limited to this exercise. There are, in fact, over 40 significant references to required activities of the Canvass Board in 18 sections of C.R.S. Title 1. One particularly instructive statute, 1-8-308, references the Canvass Board's Abstract as a separate document from the Official Abstract. Obviously, the Board is expected to build its own Abstract, and at some point it is expected that the Board's Abstract would be compared to the Official Abstract and any differences reconciled.

We have reviewed the oath we took as Canvass Board members and the numerous duties and responsibilities of the Canvass Board as detailed in Title 1. For the past several weeks we have been working toward the goal of certifying the recent general election. Our decision not to certify at this time without additional verifiable data is based upon our understanding of our legal and ethical obligations.

## **Basis for Noncertification**

Below, we have included for reference the requirements of the Official Abstract.

## **1. Official Abstract of Votes Cast**

The following are descriptions of the Official Abstract of Votes Cast (Official Abstract). The descriptions are taken from **C.R.S. Title 1** and the **Secretary of State's Election Rule 41**. In the quotations from statute and rules below, **boldface** is used to emphasize terms of interest.

### **Title 1-10-105(5)(c, d, and e) Official abstract of votes cast [includes:]**

- (c) The reconciled total number of **active, registered voters** in each county on election day;
- (d) Based on the total number of **registered voters**, the percent of voter turnout in each county; and
- (e) Any other information that the secretary of state determines would be interesting or useful to the electorate or other elected officials.

### **41.3 Duties of the Canvass Board**

#### **41.3.2 The Canvass Board's duties are:**

- (a) Conduct the canvass in accordance with section 1-10.5-101, C.R.S., including:
  - i. **Account and balance the election and certify the official abstract of votes;**
  - ii. Reconcile the **number of ballots counted** to the **number of ballots cast;** and
  - iii. Reconcile the **number of ballots cast** to the **number of voters who voted** by reviewing the reconciled detailed ballot logs and Statement of Ballots; ... .

### **41.8 Official Abstract**

#### **41.8.2 The Canvass Board must use the official abstract in a format approved by the Secretary of State.**

#### **41.8.3 The official abstract must include, by precinct/ballot style or vote center, where applicable:**

- (a) The **statement of votes** counted by race and ballot question or issue;
- (b) The **total active registered electors** in the precinct and the total for the jurisdiction holding the election;
- (c) The **total number of electors voting** in each precinct and the total for the jurisdiction holding the election;
- (d) The **number of voters who voted early;**
- (e) The **number of emergency registrations;**
- (f) The **number of mail-in or mail ballots counted and the number rejected;**
- (g) The **number of provisional ballots counted and the number rejected listed by each rejection code;** and
- (h) **The number of damaged and spoiled ballots.**



The Official Abstract provided by Clerk Hall is noncompliant by definition for the following reasons:

1. The Clerk's Official Abstract does not account for the **number of provisional ballots by rejection code** as required by Rule 41.8.3(g). [This information is available and *was* provided on Disk\_@ in the file BPO12C-Provisionals\_11\_20\_12.pdf.]
2. The Clerk's Official Abstract does not account for the **number of spoiled and damaged ballots** as required by Rule 41.8.3 (h).
3. The Clerk's Official Abstract provides results at **only the precinct level**, not the ballot-style level required in Rule 41.8.3. [It should be noted that this issue can be resolved if the Secretary interprets the rule in conformity with C.R.S. 1-10-101.5(b), which requires only precinct-level reporting.]
4. The Clerk's Official Abstract uses the total of **all registered voters, both active and inactive**. Rule 41.8.3(b) requires that calculations be based on just the active registered voters. [It should be noted that if the "active voter" status is conferred when the inactive voter presents himself or herself at the polls, the calculations will be meaningful.]
5. The Clerk's Election\_Reconciliation\_PublicVersion\_2012.11.23.xlsx file shows there were voting problems in six precincts: 647, 905, 832, 865, 603, and 915. These six precincts all recorded  $\geq 101\%$  "Total Votes Counted" (Col M) than "Total Ballots Cast" (Col H).

Their variances ranged from 101.0% to 111.9%. For Precinct 603, the highest, the variance was 118 votes.

In all, there were 41 precincts in which "Total Votes Counted" (Col M) were more than "Total Ballots Cast" (Col H), in other words,  $>100\%$ .

An edited version of the Clerk's .xlsx file is available:

20121123\_Election\_Reconciliation.xls. It contains only those 41 precincts where "Total Votes Counted" (Col M) were more than "Total Ballots Cast" (Col H) - in other words,  $>100\%$

Therefore, the Clerk's Official Abstract does not conform to the format and content required by the Secretary of State pursuant to Rules 41.8.2 and 41.8.3.

## **2. Signature Verification**

Signatures are the only validation of a mail voter's eligibility. Without a meaningful (i.e., effective) signature verification process, ineligible ballots will be accepted and eligible voters' ballots will be rejected. ["The one offsets the other" is not an acceptable palliative.].

More than seventy percent (130,000) of the (178,000+) ballots counted in Boulder County during the November election were cast by mail ballot. Confirmation of the voter's identity for these mail ballots is required to be based on a comparison of signatures. Election workers, who are not experts in handwriting analysis, made these comparisons, and failed to take the care required of them to diligently verify the signature.

Several parties and ballot issue groups had Watchers that spent time watching the election processes and making formal public and published reports on what they saw. Several made these reports at public meetings of the Canvass Board. The Watchers presented first-hand evidence that supports their concerns that the signature verification process was not handled in a diligent manner that would meet a reasonable interpretation of "substantial compliance" with the election code. Specifically, a number of signature verification Election Judges were carelessly approving signatures far too rapidly to apply the Secretary's seven criteria for signature verification (Rule 29.2). The watchers were prevented from pointing out the discrepancies or assisting in their correction. It should also be noted that bipartisan teams nominated by the parties were not assigned to this important eligibility check.

### ***A. Signature Verification Did Not Use Codes in Rule 29.2***

For about an hour, two of the Clerk's Staff who have several years of experience working on the signature verification process told us what they did. This interaction between the Board and the Staff was done at the recommendation of the Deputy Clerk in charge of the election, Molly Tayer. The two Staff members gave a lengthy and detailed description of the signature verification process, and they demonstrated it with a randomly chosen sample batch of Ballot Return Envelopes. They emphasized that on some days the team of Election Judges verified as many as 10,000 signatures and they "got the job done and they were proud of their work." They never referenced any of the Secretary of State's seven criteria (Rule 29.2) as being things they looked for in authorizing a signature.

Rule 29.2 is shown below for reference.

## 29. Rules Concerning Procedures for the Verification of Signatures

29.2 In accordance with section 1-8-114.5, C.R.S., for mail-in ballots and section 1-7.5-107.3, C.R.S., for mail ballots, **the election judges shall compare the signature on the self-affirmation on each respective "Return Envelope" with the signature stored in the statewide voter registration system. Signatures shall require further research if any of the following discrepancies are discovered:**

- Code 1 – An obvious change in the slant of the signature
- Code 2 – A printed signature on one document and a cursive signature on the other document
- Code 3 – Differences in the size or scale of the signature
- Code 4 – Differences in the individual characteristics of the signatures, such as how the "t's" are crossed, "I's" are dotted, loops are made on "Y's" or "J's"
- Code 5 – Differences in the voter's signature style, such as how the letters are connected at the top and bottom
- Code 6 – Ballots or envelopes from the same household have been switched
- Code 7 – 'Other,' including misspelled names & description of discrepancy

Instead, the two Staff members referred to using "parts" of a signature to accept it. They referred to a hypothetical case in which a ballot signature showed the first name "Judith" but a different last name than the signature on file. The Staff member said (we are paraphrasing here) that if "Judith" was obviously—to herself as the verifier—written by the same person as the person whose signature was on file, the verifier would assume that the voter had changed her last name (because of marriage or divorce) and would accept the signature. This approach is in direct conflict with Code 7 in Rule 29.2.

### ***B. Signature Verification Speed vs. Training and Rule 29.2***

The excessive speed of verification is our most serious concern. Dan Gould, Boulder Democratic Party Chairman, and Jim August, Watcher for the Republican Party, spent time watching the verification process. Dan timed all 12 stations for five minutes each and counted the number of screens of four signatures each that were processed by each group. This method presents four pairs of signatures, meaning that eight graphics of signatures are simultaneously on the screen. The fastest team processed 41 screens in five minutes, and the slowest team processed seven screens. The Watcher Report was submitted by Jim August on 10/26/12. Some calculations and comparisons drawn from the Watcher Report are provided below.



Signature Certification Statistics						
	Screens	Seconds	Signatures	Seconds per Signature	Total Screens	% of Work Done
Slowest Team	7	300	4	10.7	7	2%
Avg Team—10 stations (calc.)	24	300	4	3.1	240	83%
Fastest Team	41	300	4	1.8	41	14%
					288	100%
Over Whole Course of Election:	Signatures Verified	% of Work Done				
	130,252	—				
Slowest Team	3,166	2%				
Avg Team (6.91% each)	108,543	83%				
Fastest Team Unacceptable	18,543	14%				
		100%				

The assumption that all other teams, ten of the twelve (named Avg. Team above), operated at the average of the fastest and slowest teams minimizes the impact of the fastest team. The statement that the work of the fastest team is “Unacceptable” is based on the fact that one member would not even be able to ask the other person on the two-person team if they agreed the signature was valid or invalid in the 1.8 seconds of viewing time, let alone perform any analysis approaching the Secretary’s seven-code requirement, enter the response with the mouse, or allow for screen refresh time.

If the one fastest team is the only one working at this speed, they would compromise all credibility of the validity of about 18,543 ballots. This is not to say the signatures are all invalid, but it does say the Secretary’s criteria for valid signatures was largely or totally ignored and the impact on election contests is unknown. If additional teams were working this fast, the number of ballots potentially affected increases. In fact, the two Staff members the canvass board talked with estimated that they look at a four-signature screen for about ten seconds, or about 2.5 seconds per signature. This statement validates the concept that fast verification is typical and indicates that even more signatures were verified without regard for the Secretary of State’s Rule 29.2.

The Clerk declined to present requested additional data that would permit further analysis of the signature verification process to



address our concerns. The request was denied by the Clerk as not being a valid request by the Canvass Board. The Board repeated its request for this data on 11/21/12, but the request was dismissed for the second time.

The Board believes it is impossible to certify the quality of signature verification work that produced the Official Abstract when so many election officials including the Canvass Board have knowledge of specific facts regarding

- Continuing failure to employ bipartisan teams of Election Judges nominated by the parties during significant times of signature verification,
- failure of Election Judges to adhere to the Secretary of State's signature verification guidelines,
- the reckless speed at which the process was executed,
- The absence of signature-station log files showing maximum, minimum, and average metrics for signature-approval teams,
- the absence of any statement of an acceptable error rate for the process,
- the lack of proficiency tests for signature verifiers, and
- Watchers' lack of full access for verification and correction of errors.

Therefore, the lack of proper signature verification by some Election Judges may have resulted in an overly high error rate for acceptance or rejection of the approximately 130,000 mail-in ballot envelopes. Note that the HAVA and Federal Election Commission error rate standard for voting system components is 1 in 10,000,000 ballot positions. That would seem to imply that any election process, whether human or machine driven, would be required to have a low error rate.

### **3. Bell & Howell Equipment for Mail-In Ballots**

The impact of the status and poor reliability of the Bell & Howell equipment on the Board's certification is confusing, and the confusion is compounded by statements made by the Clerk. In summary, the equipment captures incoming mail-in ballot data, acting as a mail-in ballot pollbook, recording the signature, and making a recommendation on its match to the Secretary's signature database (SCORE). The equipment has not been tested or certified by the Secretary as a component of the voting system. The signature verification function in use for "recommending" a decision has not been tested in accordance with the Secretary's Rules, and the pollbook entry function remains untested. The uncertified machine was frequently down for repair and not operating properly during the election processing.

In a PowerPoint presentation made by Elin Larson, member of the Clerk's Staff, the Bell & Howell appears in a diagram of the Mail Ballot process entitled "Sort, Verify Signatures" and "Verify Signatures" on pages 2 and 10 of 11 in the file **Process Drawings Nov 12 2012.pdf**.

When asked to verify where in the Mail In Ballot process the ballot is considered "cast," the Clerk clarified the definition of the Bell & Howell process. Here we paraphrase her words: The process block should have three vertical lines dividing it to represent the three passes made by each Ballot Return Envelope (BRE) through the Bell & Howell equipment. The passes were described as follows:

- First Pass – the Bell & Howell equipment records the receipt of the BRE, the contained ballot is considered to be cast, the signature is scanned for verification, and information is sent to SCORE to give "vote credit" to the voter.
- Second Pass – the Bell & Howell equipment sorts out envelopes with rejected signatures. Note: R.W. Boehm specifically asked whether a ballot could be uncounted if it had been cast. The

Clerk verified that this is the only process that has the potential to not count a ballot that has been cast.

- Third Pass – Sorting of the ballots with accepted signatures into subsets. Based on previous explanations by the Deputy Clerk, Molly Tayer, these are precinct-level sorts.

The Board's concern lies in **C.R.S. Title 1-1 104 Definitions, specifically (50.7) and (50.8)** that read as follows:

*(50) “Vote recorder” or “voting device” means any apparatus that the elector uses to record votes by marking a ballot card and that subsequently counts the votes by electronic tabulating equipment or records the votes electronically on a paper tape within the apparatus and simultaneously on an electronic tabulation device.*

*(50.7) “Voting equipment” means electronic or electromechanical voting systems, electronic voting devices, and electronic vote-tabulating equipment, as well as materials, parts, or other equipment necessary for the operation and maintenance of such systems, devices, and equipment.*

*(50.8) “Voting system” means a process of casting, recording, and tabulating votes using electromechanical or electronic devices or ballot cards and includes, but is not limited to, the procedures for casting and processing votes and the operating manuals, hardware, firmware, printouts, and software necessary to operate the voting system. [underlining emphasis added]*

As defined by the Clerk in **Process Drawings Nov 12 2012.pdf**, as noted above, the Bell & Howell is passing “vote credit” to SCORE and indicating that a ballot has been cast. Thus the Bell & Howell appears to meet the criteria defined in definitions 50.7 and 50.8. Specifically, the Bell & Howell equipment is used in the **casting of ballots** and the rejecting of ballots based on signature verification. Although the Clerk insists that the Bell & Howell is not a “voting device” and therefore complaints about its failures and breakdowns are outside the scope of the work of the Canvass Board, the apparent, random malfunctions of this piece of equipment used as an integral part of mail-in ballot processing cannot be overlooked because the equipment fits in definition 50.8.

Additional questions arise from a formal 11/4/12 Election Complaint filed by James August with the Clerk's office and copied to the Secretary of State's office regarding malfunctions of the Bell & Howell



equipment. Mr. August's complaint (items 3a–3i) indicate that B&H technicians and engineer(s) were making changes to the equipment and possibly rewiring it.

Further issues regarding the Board's responsibility are added by a voter, Mr. A. Kolwicz, in his **HAVA complaint to the Secretary of State dated Oct. 1, 2012**, regarding this equipment. Mr. Kolwicz, also filed a complaint with the Canvass Board and requested a response in accordance with C.R.S. Title 1-7-514(2)(b) and (c), which reads as follows:

*(b) Upon receiving any written complaint from a registered elector from within the county containing credible evidence concerning a problem with a voting device, the canvass board along with the county clerk and recorder shall investigate the complaint and take such remedial action as necessary in accordance with its powers under this title.*

*(c) The canvass board and the county clerk and recorder shall promptly report to the secretary of state a description of the audit process undertaken, including any initial, interim, and final results of any completed audit or investigation conducted pursuant to paragraph (a) or (b) of this subsection (2).*

The Canvass Board questioned the signing of the Random Audit conducted in accordance with the same statute (1-7-514) because the status of the several complaints was presumably unknown to the signing Canvass Board members. The Canvass Board voted 4–3 not to sign the Random Audit until we received a clarification from the Department of State on the status of Mr. Kolwicz's complaint about the Bell & Howell equipment or that it was not our responsibility to respond to him. The Canvass Board has not yet received a response. The letter (Audit Report) dated November 21, 2012 (November 23 by the Clerk), was inappropriately sent to the Secretary of State because it was not approved by a majority of the board.

#### **4. Required Oversight Prohibited in Key Activities**

The Canvass Board and authorized Watchers and bipartisan Election Judges were prohibited from oversight activities for many important election processes that occurred before the first meeting attended by the Clerk. Some examples follow.

- A. Ballot Printing and Mailing.** A private vendor printed and another private vendor mailed ballots to voters. We have very little knowledge about the process and how they accomplished their assigned tasks. Yet the opportunity for error is very great during these critical steps in the election process, and mailing vendor errors have been reported with duplicate ballot mailings.
- B. No Observation.** On Election Day night and throughout the process, authorized Watchers and bipartisan Election Judges have been prohibited from meaningful visual access to most processes:
- a. the Bell & Howell equipment (which does mail ballot envelope sorting, signature capturing, and vote-credit recording)
  - b. opening and separating
  - c. signature verification
  - d. scanning
  - e. tallying
- C. Voter Intent Resolution.** We were allowed to watch voter intent resolution so that we would understand the process, but neither we nor authorized Watchers were allowed to observe closely enough to be effective in making judgments on the quality of the work.
- D. Early Voting.** Neither we nor authorized Watchers were allowed access to data input concerning Early Voting, a process of special concern to Canvass Boards because of C.R.S 1-8-308(2). When we attempted to observe this process, the computer station was turned to face the wall, and we were not allowed to view the documents.
- E. Provisional Ballots.** Even more worrying, we and authorized Watchers and party officials have been kept from observing the complex process of verifying provisional ballots, whose numbers are at an all-time high in this election. They are the ballots at highest risk for error and fraud in the election, and Watchers have been prevented from correcting discrepancies or challenging provisional ballots.
- F. UOCAVA Ballots.** Along the same vein, we have received Watcher Reports that indicate a lack of transparency and verifiability and the possibility of mistakes or worse concerning the reception of UOCAVA ballots via email. Again, this kind of ballot has been used in much greater numbers than ever before.

## **5. Proposed Mitigation Alternatives Requiring Secretary's Guidance**

For the above reasons, we are unable to certify.

In some cases it may be possible to mitigate our concerns if full access to the data requested is provided. In other cases, we believe that additional audit work must be performed to attempt to test the original noncompliant processes and determine if the resulting error rates are acceptable for purposes of certification.

## **6. Some Examples of Data and Processes That Must Be Addressed**

- A. The reconciliation file for the Official Abstract needs to be in a readable and understandable form with accurate headings and data inputs.
- B. Raw data in the file  
**Election\_Reconciliation\_PublicVersion\_2012.11.23.xlsx** is contaminated with reconciliation information (the "Adjusted" parts).
- C. Check sums ("Differences") should all be zero.
- D. Signature verification—potential of high error rate.
- E. Provisional ballot verification—potential of high error rate.
- F. Bell & Howell—generated records—likelihood of high error rate.
- G. UOCAVA ballots—potential of high error rate.
- H. Precincts reporting more ballots than registered voters—indication of inaccurate reporting or unauthorized voting.
- I. Should Official Abstract report by ballot style?

## **7. References on Canvass Board website**

([http://www.dansher.com/BC\\_CB/2012\\_BC\\_CB.html](http://www.dansher.com/BC_CB/2012_BC_CB.html))

- A. Watcher Reports
- B. Election Complaints
- C. Canvass Board minutes (as audio files)



**SCORE Voter Credit**  
(CE-E013, EV001, Pollbook Proof)

Location	Pct	Registered Voters	Accepted Mail-In	Returned Rejected	Early Voting (Adj)	Polling Place (Adj)	Total Ballots Cast
TRAIL RIDGE MIDDLE SCHOOL	603	1185	758	1	67	155	981
SUMMIT MIDDLE SCHOOL	865	884	350	3	69	144	566
FIRST UNITED METHODIST CHURCH	832	521	225	1	30	65	321
COAL CREEK CANYON COMMUNITY CENTER	905	300	179	0	17	48	244
ALPINE ELEMENTARY	647	1081	633	3	58	196	890
WARD TOWN HALL	915	426	210	1	13	85	309
FOOTHILLS ELEMENTARY	885	778	438	2	59	92	591
ARBORDALE ACRES OFFICE	307	1172	523	3	65	166	757
YMCA OF LONGMONT	631	689	334	0	37	112	483
SENIOR CITIZENS CENTER	629	683	342	0	46	96	484
HARVEST BAPTIST CHURCH	503	1551	980	3	113	246	1342
JAMESTOWN TOWN HALL	914	699	346	0	24	179	549
CHRIST THE SERVANT LUTHERAN CHURCH	208	1173	731	3	71	145	950
ST. VRAIN VALLEY ADMIN. BLDG.	622	822	384	2	60	127	573
STONEGATE CLUBHOUSE	802	1052	418	4	48	167	637
NEDERLAND COMMUNITY CENTER	902	309	158	0	15	59	232
FIRST CHRISTIAN CHURCH-LAFAYETTE	310	964	527	0	101	121	749
GOLDEN WEST SR. RESIDENCE-WELLNESS CNTR.	846	1450	470	9	143	164	786
CHRIST THE SERVANT LUTHERAN CHURCH	203	1049	720	1	58	128	907
BOULDER MEETING OF FRIENDS	807	1172	748	1	82	114	945
BOULDER HIGH SCHOOL	833	1600	291	8	158	225	682
WESTVIEW PRESBYTERIAN CHURCH	641	902	534	0	46	104	684
LONGMONT FIRE STATION #5 COMMUNITY ROOM	619	1646	748	3	109	226	1086
FAIRVIEW BIBLE CHAPEL	404	988	623	1	67	125	816
SANBORN ELEMENTARY	652	1204	566	2	81	187	836
LONGMONT CIVIC CENTER	623	1410	640	1	98	194	933
SHEPHERD OF THE HILLS LUTHERAN CHURCH	801	588	356	2	43	70	471
ELDORADO K-8 SCHOOL	100	1369	729	4	81	216	1030
CORNERSTONE CHURCH	856	740	357	0	49	125	531
NEW VISTA HIGH SCHOOL	869	732	404	2	61	77	544
COAL CREEK ELEMENTARY	209	668	432	1	49	83	565
UNITARIAN - UNIVERSALIST CHURCH	843	1419	908	2	115	138	1163
ROCKY MOUNTAIN CHRISTIAN CHURCH	406	745	476	1	49	107	633
GRACE EVANGELICAL FREE CHURCH	653	756	510	1	33	103	647
CASEY MIDDLE SCHOOL	883	1045	525	1	78	125	729
FAIRVIEW HIGH SCHOOL	857	987	598	4	81	99	782
EAGLE CREST ELEMENTARY	616	1122	695	2	93	139	929
SUNDQUIST BUILDING COUNTY NORTH BOULDER COMPLEX	818	1222	733	0	100	143	976
SAN LAZARO OFFICE/REC.	814	1301	759	2	110	119	990
ALTONA MIDDLE SCHOOL	618	1191	745	0	90	164	999
COLUMBINE ELEMENTARY (BOULDER)	821	1448	681	4	113	203	1001
LYONS MID SENIOR HIGH SCHOOL	917	1443	834	4	77	265	1180
TOTAL		248953	129220	842	18108	33181	181351

ADJUSTED TOTAL (see attachment 3)

248953

129222

842

18108

33180

181352

## Tally

Percent H/C	Tally Mail-In (Adj)	Tally Early Voting (Adj)	Tally Election Day (Adj)	Total Votes Counted
82.8	758	68	272	1098
64.0	350	70	165	585
61.6	226	31	68	325
81.3	179	18	50	247
82.3	633	59	207	899
72.5	210	13	89	312
76.0	438	59	99	596
64.6	523	66	174	763
70.1	335	37	114	486
70.9	343	47	97	487
86.5	980	113	257	1350
78.5	346	25	181	552
81.0	733	71	151	955
69.7	385	62	129	576
60.6	419	49	172	640
75.1	158	18	57	233
77.7	527	103	122	752
54.2	469	143	177	789
86.5	723	59	128	910
80.6	750	82	116	948
42.6	291	158	235	684
75.8	535	45	106	686
66.0	750	108	231	1089
82.6	623	68	127	818
69.4	565	80	193	838
66.2	641	99	195	935
80.1	356	44	72	472
75.2	729	88	215	1032
71.8	357	49	126	532
74.3	403	63	79	545
84.6	432	49	85	566
82.0	909	116	140	1165
85.0	477	49	108	634
85.6	511	33	104	648
69.8	525	81	124	730
79.2	598	82	103	783
82.8	695	94	141	930
79.9	733	101	143	977
76.1	760	111	120	991
83.9	745	91	164	1000
69.1	681	113	208	1002
81.8	837	77	267	1181
72.8	129252	18200	33260	180712

72.8

129254

18106

33352

180712

## Differences

PerCent M/H	Diff Mail-In	Diff Early Voting	Diff Election Day	Diff Total
111.9	0	1	117	118
103.4	0	1	21	22
101.2	1	1	3	5
101.2	0	1	2	3
101.0	0	1	11	12
101.0	0	0	4	4
100.8	0	0	7	7
100.8	0	1	8	9
100.6	1	0	2	3
100.6	1	1	1	3
100.6	0	0	11	11
100.5	0	1	2	3
100.5	2	0	6	8
100.5	1	2	2	5
100.5	1	1	5	7
100.4	0	3	-2	1
100.4	0	2	1	3
100.4	-1	0	13	12
100.3	3	1	0	4
100.3	2	0	2	4
100.3	0	0	10	10
100.3	1	-1	2	2
100.3	2	-1	5	6
100.2	0	1	2	3
100.2	-1	-1	6	4
100.2	1	1	1	3
100.2	0	1	2	3
100.2	0	7	-1	6
100.2	0	0	1	1
100.2	-1	2	2	3
100.2	0	0	2	2
100.2	1	1	2	4
100.2	1	0	1	2
100.2	1	0	1	2
100.1	0	3	-1	2
100.1	0	1	4	5
100.1	0	1	2	3
100.1	0	1	0	1
100.1	1	1	1	3
100.1	0	1	0	1
100.1	0	0	5	5
100.1	3	0	2	5
99.6	32	92	79	203

99.6

26

-2

178

199

## (MasterSpecialDistrictBallotsList.xls)

Special District	Total Active	Not Returned	Votes Cast
------------------	--------------	--------------	------------





---

**From:** Tayer, Molly  
**Sent:** Tuesday, November 27, 2012 7:12 PM  
**To:** benjamin.schler@sos.state.co.us  
**Cc:** Christman, Crystal; Larson, Elin; Hall, Hillary  
**Subject:** Additional Notes on Boulder Ballot reconciliation  
**Attachments:** SOS Response To Item 5.pdf

**Follow Up Flag:** Follow up  
**Flag Status:** Flagged

Hi Ben:

We have combined the data available from multiple sources so that you can see the polling place information submitted with the non-certification report and the other notes from our presentation to the Canvass Board.

The chart shows the six highlighted instances Dan referred to, where the number votes counted was greater than the number of ballots cast for the given precinct. The notes on the far right are excerpted from Attachment 3 provided in our Canvass and Audit report, and the lower table provides the scenarios we discussed with the Canvass Board that could cause the higher ballot number in Tally.

As you will see, the Judges Report form from the Trail Ridge polling location (shown on page 2) indicates that the election judges gave out the wrong ballots – mistakenly thinking that since the ballot content for Precinct 602 and Precinct 603 were the same, they did not need to differentiate. Ballot Judges are instructed during training, as well as in the manuals, to create separate piles for each of the different ballot styles at the materials table. This incident will certainly be the focus of a future election judge training case/scenario.

Column I is the percentage of the ballots cast to registered voters in the precinct. I believe this was what Crystal was asking about during our teleconference, and is the information required to address 1-10-101.5 (b)

Please give me a call if I can help clarify further – or provide more information.

Best-

**Molly Tayer**  
**Boulder County**  
Deputy Clerk  
Elections Coordinator  
303 413 7745 ofc  
303 818 4488 cell

SCORE Voter Credit (CE-E013, EV001, Pollbook Proof)								I	Tally				N	Differences				Net Diff of Q w/ev potential	
A	B	C	D	E	F	G	H		J	K	L	M		O	P	Q	R		
Location	Pct	Registered Voters	Accepted Mail In	Returned Rejected	Early Voting (Adj)	Polling Place (Adj)	Total Ballots Cast	Percent H/C	Tally Mail In (Adj)	Tally Early Voting	Tally Election Day (Adj)	Total Votes Counted	Percent M/H	Diff Mail In (J D)	Diff Early Voting (K F)	Diff Election Day (L G)	Diff Total SUM(O,P,Q)		
ALPINE ELEMENTARY	646	1011	600	4	71	134	809	80.0	601	72	124	797	98.5	1	1	-10	-8	3.0	Suspect wrong PCT ballots handed out 1 signed provisional PB, 1 didn't sign either book
ALPINE ELEMENTARY	647	1081	633	3	58	196	890	82.3	633	59	207	899	101.0	0	1	11	12		
COAL CREEK CANYON COMMUNITY CENTER	901	777	396	1	24	163	584	75.2	396	25	161	582	99.7	0	1	-2	-1	2.0	Suspect wrong PCT ballots handed out 1 signed provisional PB
COAL CREEK CANYON COMMUNITY CENTER	905	300	179	0	17	48	244	81.3	179	18	50	247	101.2	0	1	2	3		
FIRST UNITED METHODIST CHURCH	827	1313	550	6	107	164	827	63.0	550	107	161	818	98.9	0	0	-3	-3	1.0	Suspect wrong PCT ballots handed out 2 didn't sign either book
FIRST UNITED METHODIST CHURCH	832	521	225	1	30	65	321	61.6	226	31	68	325	101.2	1	1	3	5		
SUMMIT MIDDLE SCHOOL	854	1164	439	8	105	151	703	60.4	438	105	156	699	99.4	-1	0	5	4	3.0	Suspect wrong PCT ballots handed out 2 didn't sign either PB, 1 signed provisional PB
SUMMIT MIDDLE SCHOOL	855	1142	514	3	98	154	769	67.3	514	98	130	742	96.5	0	0	-24	-24		
SUMMIT MIDDLE SCHOOL	865	884	350	3	69	144	566	64.0	350	70	165	585	103.4	0	1	21	22		
TRAIL RIDGE MIDDLE SCHOOL	602	997	554	0	54	162	770	77.2	554	54	43	651	84.5	0	0	-119	-119	1.0	Confirmed wrong PCT ballot handed out (see Judges Report Form below) No extra sign in slips
TRAIL RIDGE MIDDLE SCHOOL	603	1185	758	1	67	155	981	82.8	758	68	272	1098	111.9	0	1	117	118		
WARD TOWN HALL	915	426	210	1	13	85	309	72.5	210	13	89	312	101.0	0	0	4	4	4.0	4 signed provisional PB

Scenarios for Differences:	
#1	<b>Polling Place Judges handed out incorrect ballots</b> (voter didn't receive the ballot for their precinct at a multi-precinct polling place) SCORE voter credit goes to precinct where voter lives; Tally counts the ballot for the precinct indicated on the ballot
#2	<b>Voter signed provisional pollbook but no provisional envelope was received</b> No credit given in SCORE Voter may have put their ballot in the regular ballot box
#3	<b>Voter didn't sign either Pollbook – We have a sign-in slip but no pollbook signature</b> No credit given in SCORE Voter may have put their ballot in the regular ballot box
#4	<b>Voter moved but voted ballot from their original precinct</b> (variances reflected throughout precincts, particularly with mail ballots) Vote credit is reflected in the voter's new precinct, but the ballot that was counted was for the old precinct
#5	<b>Emergency Voter ballot scanned as Early Voting instead of Election Day</b> Vote credit is reflected in the voter's current precinct as Election Day, but the ballots are processed under the Early Voting category in Tally 95 instances exist, but we are unable to individually Identify the particular ballots for adjustment above
#6	<b>Other scenarios documented but not adjusted on PCT level basis</b> 2 mail ballots had to be accepted as emergency voters because of SCORE constraints 1 early voting ballot scanned into Tally as mail ballot 1 provisional accepted ballot not precincted 3 mail ballots scanned into election day to protect anonymity

OFFICAL JUDGES REPORT FORM - For Polling Place Paper Ballots Only General Election 11/06/12

START OF DAY	Precinct # 602	Precinct # 603
Statement of Paper Ballots		
1. Enter each ballot style (i.e. DS-14, DS-07, etc.).	Ballot Style DS 26 250	Ballot Style DS 26 DS 27 275 10
2. Total ballots received from the Boulder County Clerk (Enter number before polls open) by precinct & ballot style	250	275 10
END OF DAY		
3. Total number of unused ballots by precinct & ballot style	285	10
4. Total number of spoiled ballots by precinct & ballot style		1
5. Total number of white voted paper ballot sign in slips by prec & style	118	121
6. Add together lines 3 + 4 + 5 for each column and record (Line 2 should be the same number as line 6.)	TOTAL 525	525
7.		
8. Total number of voted ballots (from Election Day Ballot Box)	89	
9. Total number of signatures per page in regular ballot poll book	check here if done	
10. Total # of signatures per page in the provisional ballot poll book	check here if done	
PROCESS THIS OFFICAL JUDGES REPORT FORM		
11. All judges must sign this form	check here if done	
12. Place the white copy of this form in the Election Day Ballot box	check here if done	
13. Place the yellow copy of this form in the red transfer case	check here if done	
14. Give pink copy of this form to a judge to mail to County Clerk	check here if done	

7. If lines 2 and 6 do not match then please explain the discrepancy here if possible.  
#602 & #603 received the same ballot.

We Judges of Election certify that the above statement of ballots is a true and correct reconciliation of the ballots, signed this 6th day of November 2012.

[Signature 1]  
[Signature 2]  
[Signature 3]  
[Signature 4]