



Office of the Clerk & Recorder

1750 33rd Street · Boulder, CO 80301 · www.BoulderCounty.org

Hillary Hall, Boulder County Clerk & Recorder

2012 Primary Post-Election Audit Board Statement

July 9, 2012

In accordance with C.R.S. 1-7-514, the 2012 Boulder County Primary Post-Election Audit was completed on July 3, 2012. The audit included a manual verification of 5,239 ballot contests and identified two differences between the manual count and machine count. Both were attributed to human error. A voter making an incomplete mark accounted for one of the differences. The other resulted from a difference in the resolution of voter intent between the resolution and audit teams.

Statistical analysis was completed on all contest outcomes to include the impact of difference. No impact was found in any contest outcome and the audit board does not recommend any recounts for the 2012 Primary Election held in Boulder County on Tuesday, June 26, 2012.

Supporting documentation is attached below: Audit Selection Summary, Summary of Differences, Impact Review, Outcome Impact Analysis, Comparison Worksheets

The 2012 Primary Post-Election Audit Board accepts the results of the audit as presented by the Boulder County Clerk & Recorder's Office on Monday, July 9, 2012.

James (Jim) E Remmert
American Constitution Party Representative
Audit Board

Ralph Shnelvar
American Constitution Party Representative
Audit Board

Robert (Bob) C Evans
Democratic Party Representative
Audit Board

Patricia Feeser
Democratic Party Representative
Audit Board

Russell (Russ) Boehm
Republican Party Representative
Audit Board

Daniel (Dan) Martin
Republican Party Representative
Audit Board

Hillary Hall
Boulder County Clerk & Recorder

2012 Primary Post-Election Audit - Selection Summary

<input checked="" type="checkbox"/> Hide Unaudited Contests/MBBs (disable AutoCalc first)	REPRESENTATIVE TO THE 113TH UNITED STATES CONGRESS - DISTRICT 2 Vote For 1 Republican	REGENT OF THE UNIVERSITY OF COLORADO - AT LARGE Vote For 1 Republican	STATE REPRESENTATIVE - DISTRICT 12 Vote For 1 Democratic	COUNTY COMMISSIONER - DISTRICT 1 Vote For 1 Democratic				
	Selected	Selected	Selected	Selected	4	Contests Selected		
					30	MBB's Selected for Audit		
MBBs to Audit	6	7	18	14	45	MBB Contests Selected		
Ballot-Contests	589	945	1675	2030	5239	Ballot-Contests Selected		
					5	Recounts Required		
mb_051			Audited		150	Selected	1	
mb_054		Audited			150	Selected	1	
mb_062	Audited	Audited			150	Selected	1	
mb_072				Audited	150	Selected	1	
mb_073				Audited	150	Selected	1	
mb_085				Audited	150	Selected	1	
mb_086			Audited	Audited	150	Selected	2	
mb_095				Audited	150	Selected	1	
mb_114				Audited	150	Selected	1	
mb_118			Audited	Audited	150	Selected	1	
mb_126			Audited		150	Selected	1	
mb_127				Audited	150	Selected	1	
mb_130			Audited		150	Selected	1	
mb_135			Audited		150	Selected	1	
mb_139	Audited	Audited			163	Selected	3	
mb_141			Audited		150	Selected	1	
mb_146			Audited		150	Selected	1	*
mb_157	Audited	Audited			150	Selected	1	
mb_158	Audited	Audited			150	Selected	1	
mb_159				Audited	150	Selected	3	
mb_170			Audited		150	Selected	1	
mb_185			Audited		155	Selected	1	
mb_191, mb_171	Audited	Audited	Audited	Audited	300	Selected	1	
mb_206			Audited		150	Selected	1	
mb_258			Audited	Audited	150	Selected	1	
mb_265			Audited		150	Selected	1	
mb_266			Audited	Audited	150	Selected	1	
mb_269	Audited	Audited	Audited	Audited	112	Selected	1	*
mb_277			Audited	Audited	150	Selected	1	
mb_284			Audited		150	Selected	1	

2012 Primary Post-Election Audit Summary of Differences

For the 2012 Primary Post-Election Audit, all four contested races were selected for the audit and spanned 30 scan station MBB batches selected by the Canvass Board. A total of 5,239 ballot contests were manually verified in the audit. All eight election scan stations were included.

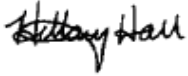











Out of the 5,239 ballot contests audited, there were a total of two differences found.

One of the differences identified between the audit team count and machine count was due to an incomplete mark in the target area, counted as a vote for Elise Jones in the County Commissioner District 1 race.

The second difference identified was a difference of opinion in the resolution of voter intent between the resolution team on election night and the post-election audit teams. This difference was in the Representative Congressional District 2 race; where the audit teams resolved the contest as an Overvote while the resolution judges resolved it as a vote for Eric Weissmann.

Statistical analysis was completed on all contest outcomes to include the impact of the differences. No impact was found in any contest outcome that warrants escalation or a recommendation for recount.


Below are images reflecting the types of differences identified from the audit.

Hillary Hall Boulder County Clerk & Recorder 	REGENT OF THE UNIVERSITY OF COLORADO - AT LARGE (Vote for One)  Stephen C. Ludwig Democratic
"WARNING: Any person who, by use of force or other means, unduly influences an eligible elector to vote in any particular manner or to refrain from voting, or who falsely makes, alters, forges, or counterfeits any mail ballot before or after it has been cast, or who destroys, defaces, mutilates, or tampers with a ballot is subject, upon conviction, to imprisonment, or to a fine, or both. CRS 1-7.5-107 3(b)	STATE SENATE - DISTRICT 18 (Vote for One)  Rollie Heath Democratic
Instructions for voting: Please use a black or blue pen to mark your ballot. To vote for your choice in each contest, completely fill in the box provided to the left of your choice. IF YOU VOTE FOR MORE THAN THE MAXIMUM NUMBER OF ALLOWED CHOICES IN A RACE, YOUR VOTES IN THAT RACE WILL NOT BE COUNTED. If you tear, deface, or wrongly mark this ballot, return it and request a replacement, not exceeding three in all.	STATE REPRESENTATIVE - DISTRICT 10 (Vote for One)  Dickey Lee Hullinghorst Democratic
FEDERAL	DISTRICT ATTORNEY- 20TH JUDICIAL DISTRICT (Vote for One)  Stan Garnett Democratic
REPRESENTATIVE TO THE 113TH UNITED STATES CONGRESS - DISTRICT 2 (Vote for One)  Jared Polis Democratic	BOULDER COUNTY
STATE OF COLORADO	COUNTY COMMISSIONER - DISTRICT 1 (Vote for One)  Garry Sanfaçon Democratic  Elise Jones Democratic
STATE BOARD OF EDUCATION DISTRICT 2 (Vote for One)  Angelika Schroeder Democratic	COUNTY COMMISSIONER - DISTRICT 2 (Vote for One)  Deb Gardner Democratic
<div style="border: 1px solid black; padding: 5px; margin: 10px auto; width: 350px;"> COUNTY COMMISSIONER - DISTRICT 1 (Vote for One)  Garry Sanfaçon Democratic  Elise Jones Democratic </div>	

System H – Batch 12: County Commissioner – District 1 Contest

Audit teams resolved contest as an Undervote. Machine counted a vote for Elise Jones. This accounts for the difference in votes for Elise Jones and Undervotes.

Contest Option	Manual Verification Count	Machine Count
Garry Sanfaçon	49	49
Elise Jones	95	96
Overvote	0	0
Undervote	6	5

Hillary Hall Boulder County Clerk & Recorder 	REGENT OF THE UNIVERSITY OF COLORADO - AT LARGE (Vote for One) <input checked="" type="checkbox"/> Matt Arnold Republican <input type="checkbox"/> Brian Davidson Republican
"WARNING: Any person who, by use of force or other means, unduly influences an eligible elector to vote in any particular manner or to refrain from voting, or who falsely makes, alters, forges, or counterfeits any mail ballot before or after it has been cast, or who destroys, defaces, mutilates, or tampers with a ballot is subject, upon conviction, to imprisonment, or to a fine, or both. CRS 1-7.5-107 3(b)	STATE SENATE - DISTRICT 18 (Vote for One) <input checked="" type="checkbox"/> Barry P. Thoma Republican
Instructions for voting: Please use a black or blue pen to mark your ballot. To vote for your choice in each contest, completely fill in the box provided to the left of your choice. IF YOU VOTE FOR MORE THAN THE MAXIMUM NUMBER OF ALLOWED CHOICES IN A RACE, YOUR VOTES IN THAT RACE WILL NOT BE COUNTED. If you tear, deface, or wrongly mark this ballot, return it and request a replacement, not exceeding three in all.	STATE REPRESENTATIVE - DISTRICT 13 (Vote for One) <input checked="" type="checkbox"/> Adam Ochs Republican
FEDERAL	DISTRICT ATTORNEY- 20TH JUDICIAL DISTRICT (Vote for One) There are no candidates for this office.
REPRESENTATIVE TO THE 113TH UNITED STATES CONGRESS - DISTRICT 2 (Vote for One) <input checked="" type="checkbox"/> Kevin Lundberg Republican <input type="checkbox"/> Eric Weissmann Republican	BOULDER COUNTY
STATE OF COLORADO	COUNTY COMMISSIONER - DISTRICT 1 (Vote for One) There are no candidates for this office.
STATE BOARD OF EDUCATION - DISTRICT 2 (Vote for One) <input checked="" type="checkbox"/> Ann Fattor Republican	COUNTY COMMISSIONER - DISTRICT 2 (Vote for One) <input checked="" type="checkbox"/> Maureen A. Denig Republican
<div style="border: 2px solid black; padding: 5px; margin: 10px auto; width: 80%;"> REPRESENTATIVE TO THE 113TH UNITED STATES CONGRESS - DISTRICT 2 (Vote for One) <input checked="" type="checkbox"/> Kevin Lundberg Republican <input type="checkbox"/> Eric Weissmann Republican </div>	

System F – Batch 11: Representative to the 113th United States Congress – District 2

Audit teams resolved contest as an Overvote. The resolution team resolved it as a vote for Eric Weissmann. This accounts for the difference in votes for Eric Weissmann and Overvotes.

Contest Option	Manual Verification Count	Machine Count
Kevin Lundberg	51	51
Eric Weissmann	80	81
Overvote	1	0
Undervote	4	4

2012 Primary Post-Election Audit - Impact Review

Sorted Winners	Candidate	Votes	Margin	Potential Error 0.005W	Mandatory Recount M<=0.005W	Resolution Differences	Difference Rate Applied	Adjusted Margin	Recount Recommened
1	Weissmann	4,651				1	0.001697793		
2	Lunderberg	2,557	2,094	23	No		0.000000000	2,090	No
1	Jones	14,123				1	0.000492611		
2	Sanfaçon	9,914	4,209	71	No		0.000000000	4,207	No

	Number of Audited Contests	Number of Differences	Difference Rate
Congress D2 - Republican Ballots Audited	589	1	0.001697793 * Rate applied for this years audit
CU Regent - Republican Ballots Audited	945	0	0.000000000
State Rep D12 - Democratic Ballots Audited	1,675	0	0.000000000
Commissioner D1 - Democratic Ballots Audited	2,030	1	0.000492611
Total Contest Ballots Audited	5,239	2	0.000381752
Total Contest Boxes Audited	10,478	2	0.000190876 Combined Error Rate

*Option Boxes Per Contest is Two (2)

2012 Primary Post-Election Audit - Outcome Impact Analysis

Contest	W	L	Margin W - L	V = W + L	Recount Threshold 0.005*W	Difference Adjustment (1.995*U*V)	Recount Threshold with Difference Adjustment Included	How close is margin to new threshold? M/threshold
REPRESENTATIVE TO THE 113TH UNITED STATES CONGRESS - DISTRICT 2 Vote For 1 Republican	4,614	2,525	2,089	7,139	23.07	24.1805	47.2505	44.2112
REGENT OF THE UNIVERSITY OF COLORADO - AT LARGE Vote For 1 Republican	6,952	4,074	2,878	11,026	34.76	37.3461	72.1061	39.9134
STATE REPRESENTATIVE - DISTRICT 12 Vote For 1 Democratic	3,365	2,894	471	6,259	16.825	21.1998	38.0248	12.3866
COUNTY COMMISSIONER - DISTRICT 1 Vote For 1 Democratic	14,014	9,853	4,161	23,867	70.07	80.8398	150.9098	27.5728
U.S. CONGRESS - DISTRICT 2 Vote For 1 Democratic - UNAPOPOSED	18,464	0	18,464	18,464	92.32	62.5394	154.8594	119.2308
U.S. CONGRESS - DISTRICT 4 Vote For 1 Democratic - UNAPOPOSED	4,595	0	4,595	4,595	22.975	15.5637	38.5387	119.2308
U.S. CONGRESS - DISTRICT 4 Vote For 1 Republican - UNAPOPOSED	4,493	0	4,493	4,493	22.465	15.2182	37.6832	119.2308
U.S. CONGRESS - DISTRICT 4 Vote For 1 American Constitution - UNAPOPOSED	4	0	4	4	0.02	0.0135	0.0335	119.2308
STATE BOARD OF EDUCATION - CONGRESSIONAL DISTRICT 2 Vote For 1 Democratic - UNAPOPOSED	16,327	0	16,327	16,327	81.635	55.3011	136.9361	119.2308
STATE BOARD OF EDUCATION - CONGRESSIONAL DISTRICT 2 Vote For 1 Republican - UNAPOPOSED	6,181	0	6,181	6,181	30.905	20.9356	51.8406	119.2308
STATE BOARD OF EDUCATION - CONGRESSIONAL DISTRICT 4 Vote For 1 Republican - UNAPOPOSED	4,355	0	4,355	4,355	21.775	14.7508	36.5258	119.2308
REGENT OF THE UNIVERSITY OF COLORADO - AT LARGE Vote For 1 Democratic - UNAPOPOSED	20,210	0	20,210	20,210	101.05	68.4532	169.5032	119.2308
STATE SENATE - DISTRICT 17 Vote For 1 Democratic - UNAPOPOSED	8,663	0	8,663	8,663	43.315	29.3424	72.6574	119.2308
STATE SENATE - DISTRICT 17 Vote For 1 Republican - UNAPOPOSED	6,196	0	6,196	6,196	30.98	20.9865	51.9665	119.2308
STATE SENATE - DISTRICT 18 Vote For 1 Democratic - UNAPOPOSED	12,223	0	12,223	12,223	61.115	41.4005	102.5155	119.2308
STATE SENATE - DISTRICT 18 Vote For 1 Republican - UNAPOPOSED	3,933	0	3,933	3,933	19.665	13.3215	32.9865	119.2308
STATE REPRESENTATIVE - DISTRICT 10 Vote For 1 Democratic - UNAPOPOSED	5,619	0	5,619	5,619	28.095	19.0321	47.1271	119.2308
STATE REPRESENTATIVE - DISTRICT 10 Vote For 1 Republican - UNAPOPOSED	1,604	0	1,604	1,604	8.02	5.4329	13.4529	119.2308
STATE REPRESENTATIVE - DISTRICT 11 Vote For 1 Democratic - UNAPOPOSED	4,193	0	4,193	4,193	20.965	14.2021	35.1671	119.2308
STATE REPRESENTATIVE - DISTRICT 11 Vote For 1 Republican - UNAPOPOSED	3,904	0	3,904	3,904	19.52	13.2232	32.7432	119.2308
STATE REPRESENTATIVE - DISTRICT 12 Vote For 1 Republican - UNAPOPOSED	3,394	0	3,394	3,394	16.97	11.4958	28.4658	119.2308
STATE REPRESENTATIVE - DISTRICT 13 Vote For 1 Democratic - UNAPOPOSED	4,708	0	4,708	4,708	23.54	15.9465	39.4865	119.2308
STATE REPRESENTATIVE - DISTRICT 13 Vote For 1 Republican - UNAPOPOSED	946	0	946	946	4.73	3.2042	7.9342	119.2308
STATE REPRESENTATIVE - DISTRICT 33 Vote For 1 Democratic - UNAPOPOSED	832	0	832	832	4.16	2.8181	6.9781	119.2308
STATE REPRESENTATIVE - DISTRICT 33 Vote For 1 Republican - UNAPOPOSED	694	0	694	694	3.47	2.3506	5.8206	119.2308
DISTRICT ATTORNEY- 20TH JUDICIAL DISTRICT Vote For 1 Democratic - UNAPOPOSED	20,890	0	20,890	20,890	104.45	70.7565	175.2065	119.2308
COUNTY COMMISSIONER - DISTRICT 2 Vote For 1 Democratic - UNAPOPOSED	20,723	0	20,723	20,723	103.615	70.1908	173.8058	119.2308
COUNTY COMMISSIONER - DISTRICT 2 Vote For 1 Republican - UNAPOPOSED	10,644	0	10,644	10,644	53.22	36.0523	89.2723	119.2308
REGENT OF THE UNIVERSITY OF COLORADO - AT LARGE Vote For 1 American Constitution (WITHDRAWN)	10	0	10	10	0.05	0.0339	0.0839	119.2308
U.S. CONGRESS - DISTRICT 2 Vote For 1 American Constitution - NO CANDIDATE	0	0	0	0	0	0.0000	0.0000	0.0000
STATE BOARD OF EDUCATION - CONGRESSIONAL DISTRICT 2 Vote For 1 American Constitution - NO CANDIDATE	0	0	0	0	0	0.0000	0.0000	0.0000
STATE BOARD OF EDUCATION - CONGRESSIONAL DISTRICT 4 Vote For 1 Democratic - NO CANDIDATE	0	0	0	0	0	0.0000	0.0000	0.0000
STATE BOARD OF EDUCATION - CONGRESSIONAL DISTRICT 4 Vote For 1 American Constitution - NO CANDIDATE	0	0	0	0	0	0.0000	0.0000	0.0000
STATE SENATE - DISTRICT 17 Vote For 1 American Constitution - NO CANDIDATE	0	0	0	0	0	0.0000	0.0000	0.0000
STATE SENATE - DISTRICT 18 Vote For 1 American Constitution - NO CANDIDATE	0	0	0	0	0	0.0000	0.0000	0.0000
STATE REPRESENTATIVE - DISTRICT 10 Vote For 1 American Constitution - NO CANDIDATE	0	0	0	0	0	0.0000	0.0000	0.0000
STATE REPRESENTATIVE - DISTRICT 11 Vote For 1 American Constitution - NO CANDIDATE	0	0	0	0	0	0.0000	0.0000	0.0000
STATE REPRESENTATIVE - DISTRICT 12 Vote For 1 American Constitution - NO CANDIDATE	0	0	0	0	0	0.0000	0.0000	0.0000
STATE REPRESENTATIVE - DISTRICT 13 Vote For 1 American Constitution - NO CANDIDATE	0	0	0	0	0	0.0000	0.0000	0.0000
STATE REPRESENTATIVE - DISTRICT 33 Vote For 1 American Constitution - NO CANDIDATE	0	0	0	0	0	0.0000	0.0000	0.0000
DISTRICT ATTORNEY- 20TH JUDICIAL DISTRICT Vote For 1 Republican - NO CANDIDATE	0	0	0	0	0	0.0000	0.0000	0.0000
DISTRICT ATTORNEY- 20TH JUDICIAL DISTRICT Vote For 1 American Constitution - NO CANDIDATE	0	0	0	0	0	0.0000	0.0000	0.0000
COUNTY COMMISSIONER - DISTRICT 1 Vote For 1 Republican - NO CANDIDATE	0	0	0	0	0	0.0000	0.0000	0.0000
COUNTY COMMISSIONER - DISTRICT 1 Vote For 1 American Constitution - NO CANDIDATE	0	0	0	0	0	0.0000	0.0000	0.0000
COUNTY COMMISSIONER - DISTRICT 2 Vote For 1 American Constitution - NO CANDIDATE	0	0	0	0	0	0.0000	0.0000	0.0000

U =
Voter Intent
Difference
Adjustment
Rate

0.001697793

U=uncertainty as a % of V
Assume worse-case and that
all U is such to reduce M

Without uncertainty, the
recount equation is
M<=0.005W

With worse-case uncertainty
the recount equation becomes

$(W-UV) - (L+UV) \leq 0.005(W-UV)$

or
 $W-UV-L-UV \leq 0.005W - 0.005UV$

or
 $W-L -2UV \leq 0.005W - 0.005UV$

or
 $M \leq 0.005W + 1.995UV$

For this year's audit we have
chosen to apply the rate
derived from US Congress
District 2 Republican race.

Contest	STATE REPRESENTATIVE - DISTRICT 12 Vote For 1 Democratic
District Styles	DEMOCRATIC

Team:	3	9:53AM	10:30AM
	Print First and Last Name		Affiliation
Reader	JAMES KNEEBONE		REP
Tallier	GINNY HAYDEN		DEM

Ballots w/ contest:
 Ballots w/o contest:
 Total Ballots:

Audit Batch ID	SYS
mb_051	A
Date	Batch #
7/2/2012	5
Batch Number	Count #
1 of 1	1

150
 0
 150
 TG

Option	Count 1				Count 2				Count 3			
	Page 1	Page 2	Page 3	Total	Page 1	Page 2	Page 3	Total	Page 1	Page 2	Page 3	Total
Mike Foote	33	25	31	89	0	0	0		0	0	0	
Angie Layton	14	23	19	56	0	0	0		0	0	0	
Overvote	0	0	0	0	0	0	0		0	0	0	
Undervote	3	2	0	5	0	0	0		0	0	0	
Cast votes	50	50	50	150	0	0	0		0	0	0	

MVW Count	Machine Count	Difference
89	89	0
56	56	0
0	0	0
5	5	0
150	150	0

Contest	REGENT OF THE UNIVERSITY OF COLORADO - AT LARGE Vote For 1 Republican
District Styles	REPUBLICAN

Team: 2 9:47AM 10:25AM

	Print First and Last Name	Affiliation
Reader	CAROL AFFLECK	REP
Tallier	MARCIA HILL	DEM

Ballots w/ contest:

Ballots w/o contest:

Total Ballots:

Audit Batch ID	SYS
mb_054	A
Date	Batch #
7/2/2012	8
Batch Number	Count #
1 of 1	1

150

0

150

WP

Option	Count 1				Count 2				Count 3			
	Page 1	Page 2	Page 3	Total	Page 1	Page 2	Page 3	Total	Page 1	Page 2	Page 3	Total
Matt Arnold	16	12	11	39	0	0	0		0	0	0	
Brian Davidson	28	33	33	94	0	0	0		0	0	0	
Overvote	0	0	0	0	0	0	0		0	0	0	
Undervote	6	5	6	17	0	0	0		0	0	0	
Cast votes	50	50	50	150	0	0	0		0	0	0	

MVW Count	Machine Count	Difference
39	39	0
94	94	0
0	0	0
17	17	0
150	150	0

Contest	REPRESENTATIVE TO THE 113TH UNITED STATES CONGRESS - DISTRICT 2 Vote For 1 Republican
District Styles	REPUBLICAN

Team: 2 1:36PM 2:05PM

	Print First and Last Name	Affiliation
Reader	MARCIA HILL	DEM
Tallier	CAROL AFFLECK	REP

Ballots w/ contest:

Ballots w/o contest:

Total Ballots:

150

0

150

TG

Audit Batch ID	SYS
mb_062	B
Date	Batch #
7/2/2012	5
Batch Number	Count #
1 of 2	1

Option	Count 1				Count 2				Count 3			
	Page 1	Page 2	Page 3	Total	Page 1	Page 2	Page 3	Total	Page 1	Page 2	Page 3	Total
Kevin Lundberg	24	15	24	63	0	0	0		0	0	0	
Eric Weissmann	26	34	26	86	0	0	0		0	0	0	
Overvote	0	0	0	0	0	0	0		0	0	0	
Undervote	0	1	0	1	0	0	0		0	0	0	
Cast votes	50	50	50	150	0	0	0		0	0	0	

MVW Count	Machine Count	Difference
63	63	0
86	86	0
0	0	0
1	1	0
150	150	0

Contest	REGENT OF THE UNIVERSITY OF COLORADO - AT LARGE Vote For 1 Republican
District Styles	REPUBLICAN

Team: 2 2:10PM 2:35PM

	Print First and Last Name	Affiliation
Reader	MARCIA HILL	DEM
Tallier	CAROL AFFLECK	REP

Ballots w/ contest:
 Ballots w/o contest:
 Total Ballots:

Option	Count 1				Count 2				Count 3			
	Page 1	Page 2	Page 3	Total	Page 1	Page 2	Page 3	Total	Page 1	Page 2	Page 3	Total
Matt Arnold	20	19	16	55	0	0	0		0	0	0	
Brian Davidson	25	27	32	84	0	0	0		0	0	0	
Overvote	0	0	0	0	0	0	0		0	0	0	
Undervote	5	4	2	11	0	0	0		0	0	0	
Cast votes	50	50	50	150	0	0	0		0	0	0	

Audit Batch ID	SYS
mb_062	B
Date	Batch #
7/2/2012	5
Batch Number	Count #
2 of 2	1

150
 0
 150
 BP

MVW Count	Machine Count	Difference
55	55	0
84	84	0
0	0	0
11	11	0
150	150	0

Contest	COUNTY COMMISSIONER - DISTRICT 1 Vote For 1 Democratic
District Styles	DEMOCRATIC

Team: 6 11:17AM 11:44AM

	Print First and Last Name	Affiliation
Reader	MARGARET KNEEBONE	REP
Tallier	JOEY CALABRESE	DEM

Ballots w/ contest:

Ballots w/o contest:

Total Ballots:

Audit Batch ID	SYS
mb_072	H
Date	Batch #
7/2/2012	3
Batch Number	Count #
1 of 1	1

150

0

150

TG

Option	Count 1				Count 2				Count 3			
	Page 1	Page 2	Page 3	Total	Page 1	Page 2	Page 3	Total	Page 1	Page 2	Page 3	Total
Garry Sanfaçon	0	20	34	54	0	0	0		0	0	0	
Elise Jones	50	30	9	89	0	0	0		0	0	0	
Overvote	0	0	1	1	0	0	0		0	0	0	
Undervote	0	0	6	6	0	0	0		0	0	0	
Cast votes	50	50	50	150	0	0	0		0	0	0	

MVW Count	Machine Count	Difference
54	54	0
89	89	0
1	1	0
6	6	0
150	150	0

Contest	COUNTY COMMISSIONER - DISTRICT 1 Vote For 1 Democratic
District Styles	DEMOCRATIC

Team: 7 11:19AM 11:48AM

	Print First and Last Name	Affiliation
Reader	BUD CALLAWAY	REP
Tallier	MONIKA MALYSZ	UAF

Ballots w/ contest:

Ballots w/o contest:

Total Ballots:

150

0

150

BP

Audit Batch ID	SYS
mb_073	H
Date	Batch #
7/2/2012	4
Batch Number	Count #
1 of 1	1

Option	Count 1				Count 2				Count 3			
	Page 1	Page 2	Page 3	Total	Page 1	Page 2	Page 3	Total	Page 1	Page 2	Page 3	Total
Garry Sanfaçon	25	19	22	66	0	0	0		0	0	0	
Elise Jones	24	28	25	77	0	0	0		0	0	0	
Overvote	0	0	0	0	0	0	0		0	0	0	
Undervote	1	3	3	7	0	0	0		0	0	0	
Cast votes	50	50	50	150	0	0	0		0	0	0	

MVW Count	Machine Count	Difference
66	66	0
77	77	0
0	0	0
7	7	0
150	150	0

Contest	COUNTY COMMISSIONER - DISTRICT 1 Vote For 1 Democratic
District Styles	DEMOCRATIC

Team: 7 9:45AM 10:36AM

	Print First and Last Name	Affiliation
Reader	BUD CALLAWAY	REP
Tallier	MONIKA MALYSZ	UAF

Ballots w/ contest:

Ballots w/o contest:

Total Ballots:

Audit Batch ID	SYS
mb_085	B
Date	Batch #
7/2/2012	17
Batch Number	Count #
1 of 1	1

150

0

150

TG

Option	Count 1				Count 2				Count 3			
	Page 1	Page 2	Page 3	Total	Page 1	Page 2	Page 3	Total	Page 1	Page 2	Page 3	Total
Garry Sanfaçon	22	21	18	61	0	0	0		0	0	0	
Elise Jones	25	28	31	84	0	0	0		0	0	0	
Overvote	0	0	0	0	0	0	0		0	0	0	
Undervote	3	1	1	5	0	0	0		0	0	0	
Cast votes	50	50	50	150	0	0	0		0	0	0	

MVW Count	Machine Count	Difference
61	61	0
84	84	0
0	0	0
5	5	0
150	150	0

Contest	COUNTY COMMISSIONER - DISTRICT 1 Vote For 1 Democratic
District Styles	DEMOCRATIC

Team:	2	2:36PM	3:04PM
	Print First and Last Name		Affiliation
Reader	MARCIA HILL		DEM
Tallier	CAROL AFFLECK		REP

Ballots w/ contest:
 Ballots w/o contest:
 Total Ballots:

Option	Count 1				Count 2				Count 3			
	Page 1	Page 2	Page 3	Total	Page 1	Page 2	Page 3	Total	Page 1	Page 2	Page 3	Total
Garry Sanfaçon	11	17	16	44	11	18	15	44	0	0	0	
Elise Jones	36	29	30	95	34	28	33	95	0	0	0	
Overvote	0	4	0	4	0	0	0	0	0	0	0	
Undervote	3	0	4	7	5	4	2	11	0	0	0	
Cast votes	50	50	50	150	50	50	50	150	0	0	0	

Audit Batch ID	SYS
mb_086	C
Date	Batch #
7/2/2012	2
Batch Number	Count #
2 of 2	2

150
 0
 150
 BP

MVW Count	Machine Count	Difference
44	44	0
95	95	0
0	0	0
11	11	0
150	150	0

Contest	COUNTY COMMISSIONER - DISTRICT 1 Vote For 1 Democratic
District Styles	DEMOCRATIC

Team:	1	12:47PM	1:20PM
	Print First and Last Name		Affiliation
Reader	KEN GROVE		DEM
Tallier	DELIA MARTINDALE		REP

Ballots w/ contest:
 Ballots w/o contest:
 Total Ballots:

Audit Batch ID	SYS
mb_086	C
Date	Batch #
7/2/2012	2
Batch Number	Count #
2 of 2	1

150
 0
 150
 TG

Option	Count 1				Count 2				Count 3			
	Page 1	Page 2	Page 3	Total	Page 1	Page 2	Page 3	Total	Page 1	Page 2	Page 3	Total
Garry Sanfaçon	11	17	16	44	0	0	0		0	0	0	
Elise Jones	36	29	30	95	0	0	0		0	0	0	
Overvote	0	4	0	4	0	0	0		0	0	0	
Undervote	3	0	4	7	0	0	0		0	0	0	
Cast votes	50	50	50	150	0	0	0		0	0	0	

MVW Count	Machine Count	Difference
44	44	0
95	95	0
4	0	4
7	11	-4
150	150	0

Contest	STATE REPRESENTATIVE - DISTRICT 12 Vote For 1 Democratic
District Styles	DEMOCRATIC

Team: 1 11:34AM 12:03PM

	Print First and Last Name	Affiliation
Reader	KEN GROVE	DEM
Tallier	DELIA MARTINDALE	REP

Ballots w/ contest:

Ballots w/o contest:

Total Ballots:

Audit Batch ID	SYS
mb_086	c
Date	Batch #
7/2/2012	2
Batch Number	Count #
1 of 2	1

150

0

150

BP

Option	Count 1				Count 2				Count 3			
	Page 1	Page 2	Page 3	Total	Page 1	Page 2	Page 3	Total	Page 1	Page 2	Page 3	Total
Mike Foote	28	33	30	91	0	0	0		0	0	0	
Angie Layton	20	17	19	56	0	0	0		0	0	0	
Overvote	0	0	0	0	0	0	0		0	0	0	
Undervote	2	0	1	3	0	0	0		0	0	0	
Cast votes	50	50	50	150	0	0	0		0	0	0	

MVW Count	Machine Count	Difference
91	91	0
56	56	0
0	0	0
3	3	0
150	150	0

Contest	COUNTY COMMISSIONER - DISTRICT 1 Vote For 1 Democratic
District Styles	DEMOCRATIC

Team: 5 9:50AM 10:30AM

	Print First and Last Name	Affiliation
Reader	MARGE ATKINSON	REP
Tallier	BRUCE GLADSTONE	D

Ballots w/ contest:

Ballots w/o contest:

Total Ballots:

Audit Batch ID	SYS
mb_095	C
Date	Batch #
7/2/2012	11
Batch Number	Count #
1 of 1	1

150

0

150

BP

Option	Count 1				Count 2				Count 3			
	Page 1	Page 2	Page 3	Total	Page 1	Page 2	Page 3	Total	Page 1	Page 2	Page 3	Total
Garry Sanfaçon	21	18	17	56	0	0	0		0	0	0	
Elise Jones	28	29	32	89	0	0	0		0	0	0	
Overvote	0	0	1	1	0	0	0		0	0	0	
Undervote	1	3	0	4	0	0	0		0	0	0	
Cast votes	50	50	50	150	0	0	0		0	0	0	

MVW Count	Machine Count	Difference
56	56	0
89	89	0
1	1	0
4	4	0
150	150	0

Contest	COUNTY COMMISSIONER - DISTRICT 1 Vote For 1 Democratic
District Styles	DEMOCRATIC

Team: 1 9:50AM 10:37AM

	Print First and Last Name	Affiliation
Reader	KEN GROVE	D
Tallier	DELIA MARTINDALE	R

Ballots w/ contest:

Ballots w/o contest:

Total Ballots:

150

0

150

TG

Audit Batch ID	SYS
mb_114	E
Date	Batch #
7/2/2012	5
Batch Number	Count #
1 of 1	1

Option	Count 1				Count 2				Count 3			
	Page 1	Page 2	Page 3	Total	Page 1	Page 2	Page 3	Total	Page 1	Page 2	Page 3	Total
Garry Sanfaçon	19	22	16	57	0	0	0		0	0	0	
Elise Jones	31	27	30	88	0	0	0		0	0	0	
Overvote	0	0	1	1	0	0	0		0	0	0	
Undervote	0	1	3	4	0	0	0		0	0	0	
Cast votes	50	50	50	150	0	0	0		0	0	0	

MVW Count	Machine Count	Difference
57	57	0
88	88	0
1	1	0
4	4	0
150	150	0

Contest	STATE REPRESENTATIVE - DISTRICT 12 Vote For 1 Democratic
District Styles	DEMOCRATIC

Team: 2 11:33AM 12:00PM

	Print First and Last Name	Affiliation
Reader	CAROL AFFLECK	REP
Tallier	MARCIA HILL	DEM

Ballots w/ contest:

Ballots w/o contest:

Total Ballots:

Audit Batch ID	SYS
mb_118	E
Date	Batch #
7/2/2012	8
Batch Number	Count #
1 of 2	1

100

50

150

BP

Option	Count 1				Count 2				Count 3			
	Page 1	Page 2	Page 3	Total	Page 1	Page 2	Page 3	Total	Page 1	Page 2	Page 3	Total
Mike Foote	31	36	0	67	0	0	0		0	0	0	
Angie Layton	15	12	0	27	0	0	0		0	0	0	
Overvote	0	0	0	0	0	0	0		0	0	0	
Undervote	4	2	0	6	0	0	0		0	0	0	
Cast votes	50	50	0	100	0	0	0		0	0	0	

MVW Count	Machine Count	Difference
67	67	0
27	27	0
0	0	0
6	6	0
100	100	0

Contest	COUNTY COMMISSIONER - DISTRICT 1 Vote For 1 Democratic
District Styles	DEMOCRATIC

Team: 2 12:44PM 1:15PM

	Print First and Last Name	Affiliation
Reader	MARCIA HILL	DEM
Tallier	CAROL AFFLECK	REP

Ballots w/ contest: 150
 Ballots w/o contest: 0
 Total Ballots: 150

Option	Count 1				Count 2				Count 3			
	Page 1	Page 2	Page 3	Total	Page 1	Page 2	Page 3	Total	Page 1	Page 2	Page 3	Total
Garry Sanfaçon	21	22	19	62	0	0	0		0	0	0	
Elise Jones	25	25	28	78	0	0	0		0	0	0	
Overvote	0	1	0	1	0	0	0		0	0	0	
Undervote	4	2	3	9	0	0	0		0	0	0	
Cast votes	50	50	50	150	0	0	0		0	0	0	

Audit Batch ID	SYS
mb_118	E
Date	Batch #
7/2/2012	8
Batch Number	Count #
2 of 2	1

150
 0
 150
 BP

MVW Count	Machine Count	Difference
62	62	0
78	78	0
1	1	0
9	9	0
150	150	0

Contest	STATE REPRESENTATIVE - DISTRICT 12 Vote For 1 Democratic
District Styles	DEMOCRATIC

Team: 3 11:15AM 11:40AM

	Print First and Last Name	Affiliation
Reader	GINNY HAYDEN	DEM
Tallier	JAMES KNEEBONE	REP

Ballots w/ contest:

Ballots w/o contest:

Total Ballots:

100

50

150

TG

Audit Batch ID	SYS
mb_126	E
Date	Batch #
7/2/2012	16
Batch Number	Count #
1 of 1	1

Option	Count 1				Count 2				Count 3			
	Page 1	Page 2	Page 3	Total	Page 1	Page 2	Page 3	Total	Page 1	Page 2	Page 3	Total
Mike Foote	30	20	0	50	0	0	0		0	0	0	
Angie Layton	19	29	0	48	0	0	0		0	0	0	
Overvote	0	0	0	0	0	0	0		0	0	0	
Undervote	1	1	0	2	0	0	0		0	0	0	
Cast votes	50	50	0	100	0	0	0		0	0	0	

MVW Count	Machine Count	Difference
50	50	0
48	48	0
0	0	0
2	2	0
100	100	0

Contest	COUNTY COMMISSIONER - DISTRICT 1 Vote For 1 Democratic
District Styles	DEMOCRATIC

Team: 1 10:50AM 11:30AM

	Print First and Last Name	Affiliation
Reader	KEN GROVE	D
Tallier	DELIA MARTINDALE	R

Ballots w/ contest:

Ballots w/o contest:

Total Ballots:

Audit Batch ID	SYS
mb_127	E
Date	Batch #
7/2/2012	17
Batch Number	Count #
1 of 1	1

150

0

150

BP

Option	Count 1				Count 2				Count 3			
	Page 1	Page 2	Page 3	Total	Page 1	Page 2	Page 3	Total	Page 1	Page 2	Page 3	Total
Garry Sanfaçon	17	25	17	59	0	0	0		0	0	0	
Elise Jones	33	24	32	89	0	0	0		0	0	0	
Overvote	0	0	0	0	0	0	0		0	0	0	
Undervote	0	1	1	2	0	0	0		0	0	0	
Cast votes	50	50	50	150	0	0	0		0	0	0	

MVW Count	Machine Count	Difference
59	59	0
89	89	0
0	0	0
2	2	0
150	150	0

Contest	STATE REPRESENTATIVE - DISTRICT 12 Vote For 1 Democratic
District Styles	DEMOCRATIC

Team: 7 10:50AM 11:16AM

	Print First and Last Name	Affiliation
Reader	MONIKA MALYSZ	UAF
Tallier	BUD CALLAWAY	REP

Ballots w/ contest:

Ballots w/o contest:

Total Ballots:

Audit Batch ID	SYS
mb_130	E
Date	Batch #
7/2/2012	20
Batch Number	Count #
1 of 1	1

150

0

150

BP

Option	Count 1				Count 2				Count 3			
	Page 1	Page 2	Page 3	Total	Page 1	Page 2	Page 3	Total	Page 1	Page 2	Page 3	Total
Mike Foote	31	32	25	88	0	0	0		0	0	0	
Angie Layton	19	18	25	62	0	0	0		0	0	0	
Overvote	0	0	0	0	0	0	0		0	0	0	
Undervote	0	0	0	0	0	0	0		0	0	0	
Cast votes	50	50	50	150	0	0	0		0	0	0	

MVW Count	Machine Count	Difference
88	88	0
62	62	0
0	0	0
0	0	0
150	150	0

Contest	STATE REPRESENTATIVE - DISTRICT 12 Vote For 1 Democratic
District Styles	DEMOCRATIC

Team: 6 9:55AM 10:22AM

	Print First and Last Name	Affiliation
Reader	MARGARET KNEEBONE	REP
Tallier	JOE CALABRESE	DEM

Ballots w/ contest:
 Ballots w/o contest:
 Total Ballots:

100
 50
 150
 BP

Audit Batch ID	SYS
mb_135	F
Date	Batch #
7/2/2012	7
Batch Number	Count #
1 of 1	1

Option	Count 1				Count 2				Count 3			
	Page 1	Page 2	Page 3	Total	Page 1	Page 2	Page 3	Total	Page 1	Page 2	Page 3	Total
Mike Foote	49	1	0	50	0	0	0		0	0	0	
Angie Layton	1	45	0	46	0	0	0		0	0	0	
Overvote	0	0	0	0	0	0	0		0	0	0	
Undervote	0	4	0	4	0	0	0		0	0	0	
Cast votes	50	50	0	100	0	0	0		0	0	0	

MVW Count	Machine Count	Difference
50	50	0
46	46	0
0	0	0
4	4	0
100	100	0

Contest	REPRESENTATIVE TO THE 113TH UNITED STATES CONGRESS - DISTRICT 2 Vote For 1 Republican
District Styles	REPUBLICAN

Team:	10	4:12PM	4:40PM
	Print First and Last Name		Affiliation
Reader	Bill Power		UAF
Tallier	Tricia Grossnickle		REP

Ballots w/ contest:
 Ballots w/o contest:
 Total Ballots:

Audit Batch ID	SYS
mb_139	F
Date	Batch #
7/2/2012	11
Batch Number	Count #
1 of 2	3

136
 27
 163
 BP

Option	Count 1				Count 2				Count 3			
	Page 1	Page 2	Page 3	Total	Page 1	Page 2	Page 3	Total	Page 1	Page 2	Page 3	Total
Kevin Lundberg	50	0	1	51	12	16	23		50	0	1	51
Eric Weissmann	0	50	30	80	38	30	11		0	50	30	80
Overvote	0	0	1	1	0	0	2		0	0	1	1
Undervote	0	0	4	4	0	4	0		0	0	4	4
Cast votes	50	50	36	136	50	50	36		50	50	36	136

Discrepancy Troubleshooting:

Ballot number 5 Group 14 Precinct 881:
 Audit teams resolved as an Overvote
 Resolution teams resolved as a vote for Eric Weissmann

MVW Count	Machine Count	Difference
51	51	0
80	81	-1
1	0	1
4	4	0
136	136	0

Contest	REPRESENTATIVE TO THE 113TH UNITED STATES CONGRESS - DISTRICT 2 Vote For 1 Republican
District Styles	REPUBLICAN

Team: 4 2:43PM 3:18PM

	Print First and Last Name	Affiliation
Reader	MIKE DOMINGUEZ	UAF
Tallier	JEANNETTE KNEEBONE	REP

Ballots w/ contest:

Ballots w/o contest:

Total Ballots:

Audit Batch ID	SYS
mb_139	F
Date	Batch #
7/2/2012	11
Batch Number	Count #
1 of 2	2

136

27

163

BP

	Count 1				Count 2				Count 3			
Option	Page 1	Page 2	Page 3	Total	Page 1	Page 2	Page 3	Total	Page 1	Page 2	Page 3	Total
Kevin Lundberg	50	0	1	51	12	16	23	51	0	0	0	
Eric Weissmann	0	50	30	80	38	30	11	79	0	0	0	
Overvote	0	0	1	1	0	0	2	2	0	0	0	
Undervote	0	0	4	4	0	4	0	4	0	0	0	
Cast votes	50	50	36	136	50	50	36	136	0	0	0	

MVW Count	Machine Count	Difference
51	51	0
79	81	-2
2	0	2
4	4	0
136	136	0

Contest	REPRESENTATIVE TO THE 113TH UNITED STATES CONGRESS - DISTRICT 2 Vote For 1 Republican
District Styles	REPUBLICAN

Team: 6 11:46AM 12:15PM

	Print First and Last Name	Affiliation
Reader	MARGARET KNEEBONE	REP
Tallier	JOEY CALABRESE	DEM

Ballots w/ contest:
 Ballots w/o contest:
 Total Ballots:

	Count 1				Count 2				Count 3			
Option	Page 1	Page 2	Page 3	Total	Page 1	Page 2	Page 3	Total	Page 1	Page 2	Page 3	Total
Kevin Lundberg	50	0	1	51	0	0	0		0	0	0	
Eric Weissmann	0	50	30	80	0	0	0		0	0	0	
Overvote	0	0	1	1	0	0	0		0	0	0	
Undervote	0	0	4	4	0	0	0		0	0	0	
Cast votes	50	50	36	136	0	0	0		0	0	0	

Audit Batch ID	SYS
mb_139	F
Date	Batch #
7/2/2012	11
Batch Number	Count #
1 of 2	1

136
 27
 163
 TG

MVW Count	Machine Count	Difference
51	51	0
80	81	-1
1	0	1
4	4	0
136	136	0

Contest	REGENT OF THE UNIVERSITY OF COLORADO - AT LARGE Vote For 1 Republican
District Styles	REPUBLICAN

Team: 2 3:20PM 3:54PM

	Print First and Last Name	Affiliation
Reader	MARCIA HILL	DEM
Tallier	CAROL AFFLECK	REP

Ballots w/ contest:
Ballots w/o contest:
Total Ballots:

163
0
163
BP

Audit Batch ID	SYS
mb_139	F
Date	Batch #
7/2/2012	11
Batch Number	Count #
2 of 2	2

Option	Count 1					Count 2					Count 3				
	Page 1	Page 2	Page 3	Page 4	Total	Page 1	Page 2	Page 3	Page 4	Total	Page 1	Page 2	Page 3	Page 4	Total
Matt Arnold	50	10	2	2	64	16	32	12	5	65	0	0	0	0	
Brian Davidson	0	40	42	3	85	23	16	38	8	85	0	0	0	0	
Overvote	0	0	0	1	1	0	0	0	0	0	0	0	0	0	
Undervote	0	0	6	7	13	11	2	0	0	13	0	0	0	0	
Cast votes	50	50	50	13	163	50	50	50	13	163	0	0	0	0	

MVW Count	Machine Count	Difference
65	65	0
85	85	0
0	0	0
13	13	0
163	163	0

Contest	REGENT OF THE UNIVERSITY OF COLORADO - AT LARGE Vote For 1 Republican
District Styles	REPUBLICAN

Team: 6 12:49PM 1:18PM

	Print First and Last Name	Affiliation
Reader	MARGARET KNEEBONE	REP
Tallier	JOEY CALABRESE	DEM

Ballots w/ contest:

Ballots w/o contest:

Total Ballots:

Audit Batch ID	SYS
mb_139	F
Date	Batch #
7/2/2012	11
Batch Number	Count #
2 of 2	1

TG

Option	Count 1					Count 2					Count 3				
	Page 1	Page 2	Page 3	Page 4	Total	Page 1	Page 2	Page 3	Page 4	Total	Page 1	Page 2	Page 3	Page 4	Total
Matt Arnold	50	10	2	2	64	0	0	0	0		0	0	0	0	
Brian Davidson	0	40	42	3	85	0	0	0	0		0	0	0	0	
Overvote	0	0	0	1	1	0	0	0	0		0	0	0	0	
Undervote	0	0	6	7	13	0	0	0	0		0	0	0	0	
Cast votes	50	50	50	13	163	0	0	0	0		0	0	0	0	

MVW Count	Machine Count	Difference
64	65	-1
85	85	0
1	0	1
13	13	0
163	163	0

Contest	STATE REPRESENTATIVE - DISTRICT 12 Vote For 1 Democratic
District Styles	DEMOCRATIC

Team: 3 10:46AM 11:10AM

	Print First and Last Name	Affiliation
Reader	JAMES KNEEBONE	REP
Tallier	GINNY HAYDEN	DEM

Ballots w/ contest:

Ballots w/o contest:

Total Ballots:

Audit Batch ID	SYS
mb_141	F
Date	Batch #
7/2/2012	13
Batch Number	Count #
1 of 1	1

100

50

150

TG

Option	Count 1				Count 2				Count 3			
	Page 1	Page 2	Page 3	Total	Page 1	Page 2	Page 3	Total	Page 1	Page 2	Page 3	Total
Mike Foote	15	21	0	36	0	0	0		0	0	0	
Angie Layton	34	27	0	61	0	0	0		0	0	0	
Overvote	0	0	0	0	0	0	0		0	0	0	
Undervote	1	2	0	3	0	0	0		0	0	0	
Cast votes	50	50	0	100	0	0	0		0	0	0	

MVW Count	Machine Count	Difference
36	36	0
61	61	0
0	0	0
3	3	0
100	100	0

Contest	STATE REPRESENTATIVE - DISTRICT 12 Vote For 1 Democratic
District Styles	DEMOCRATIC

Team: 11

	Print First and Last Name	Affiliation
Reader	Will DeOreo	DEM
Tallier	Tricia Grossnickle	REP

Ballots w/ contest:

Ballots w/o contest:

Total Ballots:

Audit Batch ID	SYS
mb_146	G
Date	Batch #
7/3/2012	4
Contest Sequence #	Count #
1 of 1	1

50

100

150

CC

Option	Count 1				Count 2				Count 3			
	Page 1	Page 2	Page 3	Total	Page 1	Page 2	Page 3	Total	Page 1	Page 2	Page 3	Total
Mike Foote	21	0	0	21								
Angie Layton	27	0	0	27								
Overvote	0	0	0	0								
Undervote	2	0	0	2								
Cast votes	50	50	50	150								

MVW Count	Machine Count	Difference
21	21	0
27	27	0
0	0	0
2	2	0
50	50	0

Contest	REPRESENTATIVE TO THE 113TH UNITED STATES CONGRESS - DISTRICT 2 Vote For 1 Republican
District Styles	REPUBLICAN

Team: 3 11:45AM 12:10PM

	Print First and Last Name	Affiliation
Reader	GINNY HAYDEN	DEM
Tallier	JAMES KNEEBONE	REP

Ballots w/ contest:

Ballots w/o contest:

Total Ballots:

Audit Batch ID	SYS
mb_157	G
Date	Batch #
7/2/2012	15
Batch Number	Count #
1 of 2	1

150

50

150

BP

Option	Count 1				Count 2				Count 3			
	Page 1	Page 2	Page 3	Total	Page 1	Page 2	Page 3	Total	Page 1	Page 2	Page 3	Total
Kevin Lundberg	21	19	0	40	0	0	0		0	0	0	
Eric Weissmann	29	30	0	59	0	0	0		0	0	0	
Overvote	0	0	0	0	0	0	0		0	0	0	
Undervote	0	1	0	1	0	0	0		0	0	0	
Cast votes	50	50	0	100	0	0	0		0	0	0	

MVW Count	Machine Count	Difference
40	40	0
59	59	0
0	0	0
1	1	0
100	100	0

Contest	REGENT OF THE UNIVERSITY OF COLORADO - AT LARGE Vote For 1 Republican
District Styles	REPUBLICAN

Team: 3 12:47PM 1:16PM

	Print First and Last Name	Affiliation
Reader	GINNY HAYDEN	DEM
Tallier	JAMES KNEEBONE	REP

Ballots w/ contest:

Ballots w/o contest:

Total Ballots:

Audit Batch ID	SYS
mb_157	G
Date	Batch #
7/2/2012	15
Batch Number	Count #
2 of 2	1

150

0

150

BP

Option	Count 1				Count 2				Count 3			
	Page 1	Page 2	Page 3	Total	Page 1	Page 2	Page 3	Total	Page 1	Page 2	Page 3	Total
Matt Arnold	24	17	18	59	0	0	0		0	0	0	
Brian Davidson	23	29	26	78	0	0	0		0	0	0	
Overvote	0	0	0	0	0	0	0		0	0	0	
Undervote	3	4	6	13	0	0	0		0	0	0	
Cast votes	50	50	50	150	0	0	0		0	0	0	

MVW Count	Machine Count	Difference
59	59	0
78	78	0
0	0	0
13	13	0
150	150	0

Contest	REPRESENTATIVE TO THE 113TH UNITED STATES CONGRESS - DISTRICT 2 Vote For 1 Republican
District Styles	REPUBLICAN

Team:
5
11:38AM
12:10PM

	Print First and Last Name	Affiliation
Reader	MARGE ATKINSON	REP
Tallier	BRUCE GLADSTONE	DEM

Ballots w/ contest:

Ballots w/o contest:

Total Ballots:

Audit Batch ID	SYS
mb_158	G
Date	Batch #
7/2/2012	16
Batch Number	Count #
1 of 2	1

71

79

150

BP

Option	Count 1				Count 2				Count 3			
	Page 1	Page 2	Page 3	Total	Page 1	Page 2	Page 3	Total	Page 1	Page 2	Page 3	Total
Kevin Lundberg	17	6	0	23	0	0	0		0	0	0	
Eric Weissmann	31	14	0	45	0	0	0		0	0	0	
Overvote	0	0	0	0	0	0	0		0	0	0	
Undervote	2	1	0	3	0	0	0		0	0	0	
Cast votes	50	21	0	71	0	0	0		0	0	0	

MVW Count	Machine Count	Difference
23	23	0
45	45	0
0	0	0
3	3	0
71	71	0

Contest	REGENT OF THE UNIVERSITY OF COLORADO - AT LARGE Vote For 1 Republican
District Styles	REPUBLICAN

Team: 5 12:45PM 1:17PM

	Print First and Last Name	Affiliation
Reader	MARGE ATKINSON	REP
Tallier	BRUCE GLADSTONE	D

Ballots w/ contest:

Ballots w/o contest:

Total Ballots:

Audit Batch ID	SYS
mb_158	G
Date	Batch #
7/2/2012	16
Batch Number	Count #
2 of 2	1

150

0

150

BP

Option	Count 1				Count 2				Count 3			
	Page 1	Page 2	Page 3	Total	Page 1	Page 2	Page 3	Total	Page 1	Page 2	Page 3	Total
Matt Arnold	21	16	12	49	0	0	0		0	0	0	
Brian Davidson	27	31	32	90	0	0	0		0	0	0	
Overvote	0	0	0	0	0	0	0		0	0	0	
Undervote	2	3	6	11	0	0	0		0	0	0	
Cast votes	50	50	50	150	0	0	0		0	0	0	

MVW Count	Machine Count	Difference
49	49	0
90	90	0
0	0	0
11	11	0
150	150	0

Contest	COUNTY COMMISSIONER - DISTRICT 1 Vote For 1 Democratic
District Styles	DEMOCRATIC

Team: 10 3:34PM 4:00PM

	Print First and Last Name	Affiliation
Reader	BILL POWER	UAF
Tallier	TRICIA GROSSNICKLE	REP

Ballots w/ contest:
 Ballots w/o contest:
 Total Ballots:

Audit Batch ID	SYS
mb_159	H
Date	Batch #
7/2/2012	12
Batch Number	Count #
1 of 1	3

Option	Count 1				Count 2				Count 3			
	Page 1	Page 2	Page 3	Total	Page 1	Page 2	Page 3	Total	Page 1	Page 2	Page 3	Total
Garry Sanfaçon	17	23	9	49	0	10	39		45	1	3	49
Elise Jones	32	26	37	95	50	40	5		0	49	46	95
Overvote	0	0	0	0	0	0	0		0	0	0	0
Undervote	1	1	4	6	0	0	6		5	0	1	6
Cast votes	50	50	50	150	50	50	50		50	50	50	150

MVW Count	Machine Count	Difference
49	49	0
95	96	1
0	0	0
6	5	1
150	150	0

Discrepancy Troubleshooting:

Ballot number 10 Group 15 Precinct 850:
 Audit teams resolved as an Undervote
 Machine counted a vote for Elise Jones

Contest	COUNTY COMMISSIONER - DISTRICT 1 Vote For 1 Democratic
District Styles	DEMOCRATIC

Team: 6 1:23PM 1:51PM

	Print First and Last Name	Affiliation
Reader	MARGARET KNEEBONE	REP
Tallier	JOEY CALABRESE	DEM

Ballots w/ contest:

Ballots w/o contest:

Total Ballots:

Audit Batch ID	SYS
mb_159	H
Date	Batch #
7/2/2012	12
Batch Number	Count #
1 of 1	2

150

0

150

TG

Option	Count 1				Count 2				Count 3			
	Page 1	Page 2	Page 3	Total	Page 1	Page 2	Page 3	Total	Page 1	Page 2	Page 3	Total
Garry Sanfaçon	17	23	9	49	0	10	39	49				
Elise Jones	32	26	37	95	50	40	5	95				
Overvote	0	0	0	0	0	0	0	0				
Undervote	1	1	4	6	0	0	6	6				
Cast votes	50	50	50	150	50	50	50	150				

MVW Count	Machine Count	Difference
49	49	0
95	96	-1
0	0	0
6	5	1
150	150	0

Contest	COUNTY COMMISSIONER - DISTRICT 1 Vote For 1 Democratic
District Styles	DEMOCRATIC

Team: 5 10:48AM 11:23AM

	Print First and Last Name	Affiliation
Reader	MARGE ATKINSON	REP
Tallier	BRUCE GLADSTONE	DEM

Ballots w/ contest:

Ballots w/o contest:

Total Ballots:

150

0

150

TG

Audit Batch ID	SYS
mb_159	H
Date	Batch #
7/2/2012	12
Batch Number	Count #
1 of 1	1

Option	Count 1				Count 2				Count 3			
	Page 1	Page 2	Page 3	Total	Page 1	Page 2	Page 3	Total	Page 1	Page 2	Page 3	Total
Garry Sanfaçon	17	23	9	49	0	0	0		0	0	0	
Elise Jones	32	26	37	95	0	0	0		0	0	0	
Overvote	0	0	0	0	0	0	0		0	0	0	
Undervote	1	1	4	6	0	0	0		0	0	0	
Cast votes	50	50	50	150	0	0	0		0	0	0	

MVW Count	Machine Count	Difference
49	49	0
95	96	-1
0	0	0
6	5	1
150	150	0

Contest	STATE REPRESENTATIVE - DISTRICT 12 Vote For 1 Democratic
District Styles	DEMOCRATIC

Team: 4 11:13AM 11:38AM

	Print First and Last Name	Affiliation
Reader	JEANNETTE KNEEBONE	REP
Tallier	MIKE DOMINGUEZ	UAF

Ballots w/ contest:

Ballots w/o contest:

Total Ballots:

Audit Batch ID	SYS
mb_170	E
Date	Batch #
7/2/2012	23
Batch Number	Count #
1 of 1	1

100

50

150

TG

Option	Count 1				Count 2				Count 3			
	Page 1	Page 2	Page 3	Total	Page 1	Page 2	Page 3	Total	Page 1	Page 2	Page 3	Total
Mike Foote	23	33	0	56	0	0	0		0	0	0	
Angie Layton	25	16	0	41	0	0	0		0	0	0	
Overvote	0	0	0	0	0	0	0		0	0	0	
Undervote	2	1	0	3	0	0	0		0	0	0	
Cast votes	50	50	0	100	0	0	0		0	0	0	

MVW Count	Machine Count	Difference
56	56	0
41	41	0
0	0	0
3	3	0
100	100	0

Contest	STATE REPRESENTATIVE - DISTRICT 12 Vote For 1 Democratic
District Styles	DEMOCRATIC

Team: 6 10:45AM 11:15AM

	Print First and Last Name	Affiliation
Reader	MARGARET KNEEBONE	REP
Tallier	JOEY CALABRESE	DEM

Ballots w/ contest:

Ballots w/o contest:

Total Ballots:

Audit Batch ID	SYS
mb_185	D
Date	Batch #
7/2/2012	17
Batch Number	Count #
1 of 1	1

107

48

155

TG

Option	Count 1				Count 2				Count 3			
	Page 1	Page 2	Page 3	Total	Page 1	Page 2	Page 3	Total	Page 1	Page 2	Page 3	Total
Mike Foote	10	44	1	55	0	0	0		0	0	0	
Angie Layton	40	6	2	48	0	0	0		0	0	0	
Overvote	0	0	0	0	0	0	0		0	0	0	
Undervote	0	0	4	4	0	0	0		0	0	0	
Cast votes	50	50	7	107	0	0	0		0	0	0	

MVW Count	Machine Count	Difference
55	55	0
48	48	0
0	0	0
4	4	0
107	107	0

Contest	REPRESENTATIVE TO THE 113TH UNITED STATES CONGRESS - DISTRICT 2 Vote For 1 Republican
District Styles	REPUBLICAN

Team: 7_3 1:43PM_1:39PM 2:04PM_2:02PM

	Print First and Last Name	Affiliation
Reader	BUD CALLAWAY_JAMES KNEEBONE	REP_REP
Tallier	MONIKA MALYSZ_GINNY HAYDEN	UAF_DEM

Ballots w/ contest: 0_100
 Ballots w/o contest: 150_50
 Total Ballots: 150_150
 TG

Audit Batch ID	SYS
mb_191, mb_171	H
Date	Batch #
7/2/2012	18
Batch Number	Count #
1 of 4	1

Option	Count 1				Count 2				Count 3			
	Page 1	Page 2	Page 3	Total	Page 1	Page 2	Page 3	Total	Page 1	Page 2	Page 3	Total
Kevin Lundberg	20	12	0	32	0	0	0		0	0	0	
Eric Weissmann	29	37	0	66	0	0	0		0	0	0	
Overvote	0	0	0	0	0	0	0		0	0	0	
Undervote	1	1	0	2	0	0	0		0	0	0	
Cast votes	50	50	0	100	0	0	0		0	0	0	

MVW Count	Machine Count	Difference
32	32	0
66	66	0
0	0	0
2	2	0
100	100	0

Contest	REGENT OF THE UNIVERSITY OF COLORADO - AT LARGE Vote For 1 Republican
District Styles	REPUBLICAN

Team: 7_3 2:11PM_2:03PM 2:16PM_2:39PM

	Print First and Last Name	Affiliation
Reader	BUD CALLAWAY_GINNY HAYDEN	REP_DEM
Tallier	MONIKA MALYSZ_JAMES KNEEBONE	UAF_REP

Ballots w/ contest: 0_150
 Ballots w/o contest: 150_0
 Total Ballots: 150_150
 TG_BP

Audit Batch ID	SYS
mb_191, mb_171	H
Date	Batch #
7/2/2012	18
Batch Number	Count #
2 of 4	1

Option	Count 1				Count 2				Count 3			
	Page 1	Page 2	Page 3	Total	Page 1	Page 2	Page 3	Total	Page 1	Page 2	Page 3	Total
Matt Arnold	14	16	12	42	0	0	0		0	0	0	
Brian Davidson	35	33	32	100	0	0	0		0	0	0	
Overvote	0	0	0	0	0	0	0		0	0	0	
Undervote	1	1	6	8	0	0	0		0	0	0	
Cast votes	50	50	50	150	0	0	0		0	0	0	

MVW Count	Machine Count	Difference
42	42	0
100	100	0
0	0	0
8	8	0
150	150	0

Contest	STATE REPRESENTATIVE - DISTRICT 12 Vote For 1 Democratic
District Styles	DEMOCRATIC

Team:
7_3
1:18PM_2:45PM
2:31PM_2:54PM

	Print First and Last Name	Affiliation
Reader	BUD CALLAWAY_GINNY HAYDEN	REP_DEM
Tallier	MONIKA MALYSZ_JAMES KNEEBONE	UAF_REP

Ballots w/ contest:
12_0
Ballots w/o contest:
138_150
Total Ballots:
150_150
BP

	Count 1				Count 2				Count 3			
Option	Page 1	Page 2	Page 3	Total	Page 1	Page 2	Page 3	Total	Page 1	Page 2	Page 3	Total
Mike Foote	5	0	0	5	0	0	0		0	0	0	
Angie Layton	7	0	0	7	0	0	0		0	0	0	
Overvote	0	0	0	0	0	0	0		0	0	0	
Undervote	0	0	0	0	0	0	0		0	0	0	
Cast votes	12	0	0	12	0	0	0		0	0	0	

Audit Batch ID	SYS
mb_191, mb_171	H
Date	Batch #
7/2/2012	18
Batch Number	Count #
3 of 4	1

MVW Count	Machine Count	Difference
5	5	0
7	7	0
0	0	0
0	0	0
12	12	0

Contest	COUNTY COMMISSIONER - DISTRICT 1 Vote For 1 Democratic
District Styles	DEMOCRATIC

Team: 7_3 2:32PM_2:55PM 2:56PM_3:03

	Print First and Last Name	Affiliation
Reader	BUD CALLAWAY_JAMES KNEEBONE	REP_REP
Tallier	MONIKA MALAYSZ_GINNY HAYDEN	UAF_DEM

Ballots w/ contest: 150_0
Ballots w/o contest: 0_150
Total Ballots: 150_150
BP_TG

Audit Batch ID	SYS
mb_191, mb_171	H
Date	Batch #
7/2/2012	18
Batch Number	Count #
4 of 4	1

Option	Count 1				Count 2				Count 3			
	Page 1	Page 2	Page 3	Total	Page 1	Page 2	Page 3	Total	Page 1	Page 2	Page 3	Total
Garry Sanfaçon	16	28	18	62	0	0	0		0	0	0	
Elise Jones	31	20	28	79	0	0	0		0	0	0	
Overvote	0	1	0	1	0	0	0		0	0	0	
Undervote	3	1	4	8	0	0	0		0	0	0	
Cast votes	50	50	50	150	0	0	0		0	0	0	

MVW Count	Machine Count	Difference
62	62	0
79	79	0
1	1	0
8	8	0
150	150	0

Contest	STATE REPRESENTATIVE - DISTRICT 12 Vote For 1 Democratic
District Styles	DEMOCRATIC

Team: 4 9:54AM 10:24AM

	Print First and Last Name	Affiliation
Reader	MIKE DOMINGUEZ	UAF
Tallier	JEANNETTE KNEEBONE	REP

Ballots w/ contest:

Ballots w/o contest:

Total Ballots:

Audit Batch ID	SYS
mb_206	D
Date	Batch #
7/2/2012	19
Batch Number	Count #
1 of 1	1

144

6

150

TG

Option	Count 1				Count 2				Count 3			
	Page 1	Page 2	Page 3	Total	Page 1	Page 2	Page 3	Total	Page 1	Page 2	Page 3	Total
Mike Foote	26	25	25	76	0	0	0		0	0	0	
Angie Layton	21	21	16	58	0	0	0		0	0	0	
Overvote	0	0	0	0	0	0	0		0	0	0	
Undervote	3	4	3	10	0	0	0		0	0	0	
Cast votes	50	50	44	144	0	0	0		0	0	0	

MVW Count	Machine Count	Difference
76	76	0
58	58	0
0	0	0
10	10	0
144	144	0

Contest	STATE REPRESENTATIVE - DISTRICT 12 Vote For 1 Democratic
District Styles	DEMOCRATIC

Team: 4 1:27PM 1:51PM			
	Print First and Last Name	Affiliation	
Reader	MIKE DOMINGUEZ	UAF	
Tallier	JEANNETTE KNEEBONE	REP	

Ballots w/ contest:
 Ballots w/o contest:
 Total Ballots:

Audit Batch ID	SYS
mb_258	B
Date	Batch #
7/2/2012	26
Batch Number	Count #
1 of 2	1

22
 128
 150
 TG

Option	Count 1				Count 2				Count 3			
	Page 1	Page 2	Page 3	Total	Page 1	Page 2	Page 3	Total	Page 1	Page 2	Page 3	Total
Mike Foote	3	0	0	3	0	0	0		0	0	0	
Angie Layton	19	0	0	19	0	0	0		0	0	0	
Overvote	0	0	0	0	0	0	0		0	0	0	
Undervote	0	0	0	0	0	0	0		0	0	0	
Cast votes	22	0	0	22	0	0	0		0	0	0	

MVW Count	Machine Count	Difference
3	3	0
19	19	0
0	0	0
0	0	0
22	22	0

Contest	COUNTY COMMISSIONER - DISTRICT 1 Vote For 1 Democratic
District Styles	DEMOCRATIC

Team: 4 1:54PM 2:25PM

	Print First and Last Name	Affiliation
Reader	JEANNETTE KNEEBONE	REP
Tallier	MIKE DOMINGUEZ	UAF

Ballots w/ contest:

Ballots w/o contest:

Total Ballots:

Audit Batch ID	SYS
mb_258	B
Date	Batch #
7/2/2012	26
Batch Number	Count #
2 of 2	1

150

0

150

TG

Option	Count 1				Count 2				Count 3			
	Page 1	Page 2	Page 3	Total	Page 1	Page 2	Page 3	Total	Page 1	Page 2	Page 3	Total
Garry Sanfaçon	28	21	27	76	0	0	0		0	0	0	
Elise Jones	21	26	22	69	0	0	0		0	0	0	
Overvote	0	0	0	0	0	0	0		0	0	0	
Undervote	1	3	1	5	0	0	0		0	0	0	
Cast votes	50	50	50	150	0	0	0		0	0	0	

MVW Count	Machine Count	Difference
76	76	0
69	69	0
0	0	0
5	5	0
150	150	0

Contest	STATE REPRESENTATIVE - DISTRICT 12 Vote For 1 Democratic
District Styles	DEMOCRATIC

Team: 4 10:44AM 11:10AM

	Print First and Last Name	Affiliation
Reader	MIKE DOMINGUEZ	UAF
Tallier	JEANNETTE KNEEBONE	REP

Ballots w/ contest:

Ballots w/o contest:

Total Ballots:

150

0

150

TG

Audit Batch ID	SYS
mb_265	c
Date	Batch #
7/2/2012	28
Batch Number	Count #
1 of 1	1

Option	Count 1				Count 2				Count 3			
	Page 1	Page 2	Page 3	Total	Page 1	Page 2	Page 3	Total	Page 1	Page 2	Page 3	Total
Mike Foote	26	21	25	72	0	0	0		0	0	0	
Angie Layton	21	28	25	74	0	0	0		0	0	0	
Overvote	0	0	0	0	0	0	0		0	0	0	
Undervote	3	1	0	4	0	0	0		0	0	0	
Cast votes	50	50	50	150	0	0	0		0	0	0	

MVW Count	Machine Count	Difference
72	72	0
74	74	0
0	0	0
4	4	0
150	150	0

Contest	STATE REPRESENTATIVE - DISTRICT 12 Vote For 1 Democratic
District Styles	DEMOCRATIC

Team: 7 11:47AM 12:15PM

	Print First and Last Name	Affiliation
Reader	BUD CALLAWAY	REP
Tallier	MONIKA MALYSZ	UAF

Ballots w/ contest:

Ballots w/o contest:

Total Ballots:

Audit Batch ID	SYS
mb_266	c
Date	Batch #
7/2/2012	29
Batch Number	Count #
1 of 2	1

44

106

150

TG

Option	Count 1				Count 2				Count 3			
	Page 1	Page 2	Page 3	Total	Page 1	Page 2	Page 3	Total	Page 1	Page 2	Page 3	Total
Mike Foote	20	0	0	20	0	0	0		0	0	0	
Angie Layton	22	0	0	22	0	0	0		0	0	0	
Overvote	0	0	0	0	0	0	0		0	0	0	
Undervote	2	0	0	2	0	0	0		0	0	0	
Cast votes	44	0	0	44	0	0	0		0	0	0	

MVW Count	Machine Count	Difference
20	20	0
22	22	0
0	0	0
2	2	0
44	44	0

Contest	COUNTY COMMISSIONER - DISTRICT 1 Vote For 1 Democratic
District Styles	DEMOCRATIC

Team: 7 12:45PM 1:19PM

	Print First and Last Name	Affiliation
Reader	BUD CALLAWAY	REP
Tallier	MONIKA MALYSZ	UAF

Ballots w/ contest:

Ballots w/o contest:

Total Ballots:

Audit Batch ID	SYS
mb_266	C
Date	Batch #
7/2/2012	29
Batch Number	Count #
2 of 2	1

150

0

150

BP

Option	Count 1				Count 2				Count 3			
	Page 1	Page 2	Page 3	Total	Page 1	Page 2	Page 3	Total	Page 1	Page 2	Page 3	Total
Garry Sanfaçon	22	17	21	60	0	0	0		0	0	0	
Elise Jones	27	31	29	87	0	0	0		0	0	0	
Overvote	0	1	0	1	0	0	0		0	0	0	
Undervote	1	1	0	2	0	0	0		0	0	0	
Cast votes	50	50	50	150	0	0	0		0	0	0	

MVW Count	Machine Count	Difference
60	60	0
87	87	0
1	1	0
2	2	0
150	150	0

Contest	REPRESENTATIVE TO THE 113TH UNITED STATES CONGRESS - DISTRICT 2 Vote For 1 Republican
District Styles	REPUBLICAN

Team: 1_5 1:45PM_2:05PM 2:00PM_2:20PM

	Print First and Last Name	n		
Reader	KEN GROVE_MARGE ATKINSON	D_REP		
Tallier	DELIA MARTINDALE_BRUCE GLADSTONE	R_D		

Ballots w/ contest: 0_32

Ballots w/o contest: 80_0

Total Ballots: 80_32

TG_BP

Audit Batch ID	SYS
mb_269	B
Date	Batch #
7/2/2012	31, 32
Batch Number	Count #
1 of 4	1

Option	Count 1				Count 2				Count 3			
	Page 1	Page 2	Page 3	Total	Page 1	Page 2	Page 3	Total	Page 1	Page 2	Page 3	Total
Kevin Lundberg	6	0	0	6	0	0	0		0	0	0	
Eric Weissmann	26	0	0	26	0	0	0		0	0	0	
Overvote	0	0	0	0	0	0	0		0	0	0	
Undervote	0	0	0	0	0	0	0		0	0	0	
Cast votes	32	0	0	32	0	0	0		0	0	0	

MVW Count	Machine Count	Difference
6	6	0
26	26	0
0	0	0
0	0	0
32	32	0

Contest	REGENT OF THE UNIVERSITY OF COLORADO - AT LARGE Vote For 1 Republican
District Styles	REPUBLICAN

Team: 1_5 1:45PM_2:20PM 2:00PM_2:31PM

	Print First and Last Name	Affiliation
Reader	KEN GROVE_MARGE ATKINSON	D_R
Tallier	DELIA MARLINDALE_BRUCE GLADSTONE	R_D

Ballots w/ contest: 0_32

Ballots w/o contest: 80_0

Total Ballots: 80_32

TG_BP

Audit Batch ID	SYS
mb_269	B
Date	Batch #
7/2/2012	31, 32
Batch Number	Count #
2 of 4	1

Option	Count 1				Count 2				Count 3			
	Page 1	Page 2	Page 3	Total	Page 1	Page 2	Page 3	Total	Page 1	Page 2	Page 3	Total
Matt Arnold	9	0	0	9	0	0	0		0	0	0	
Brian Davidson	15	0	0	15	0	0	0		0	0	0	
Overvote	0	0	0	0	0	0	0		0	0	0	
Undervote	8	0	0	8	0	0	0		0	0	0	
Cast votes	32	0	0	32	0	0	0		0	0	0	

MVW Count	Machine Count	Difference
9	9	0
15	15	0
0	0	0
8	8	0
32	32	0

Contest	STATE REPRESENTATIVE - DISTRICT 12 Vote For 1 Democratic
District Styles	DEMOCRATIC

Team: 5_1 1:50PM_2:20PI 2:05PM_2:39PM

	Print First and Last Name	Affiliation
Reader	MARGE ATKINSON_KEN GROVE	REP_D
Tallier	BRUCE GLADSTONE_DELIA MARTINDALE	D_R

Ballots w/ contest: 0_41

Ballots w/o contest: 32_39

Total Ballots: 32_80

TG_BP

Audit Batch ID	SYS
mb_269	B
Date	Batch #
7/2/2012	31, 32
Batch Number	Count #
3 of 4	1

Option	Count 1				Count 2				Count 3			
	Page 1	Page 2	Page 3	Total	Page 1	Page 2	Page 3	Total	Page 1	Page 2	Page 3	Total
Mike Foote	19	0	0	19	0	0	0		0	0	0	
Angie Layton	20	0	0	20	0	0	0		0	0	0	
Overvote	0	0	0	0	0	0	0		0	0	0	
Undervote	2	0	0	2	0	0	0		0	0	0	
Cast votes	41	0	0	41	0	0	0		0	0	0	

MVW Count	Machine Count	Difference
19	19	0
20	20	0
0	0	0
2	2	0
41	41	0

Contest	COUNTY COMMISSIONER - DISTRICT 1 Vote For 1 Democratic
District Styles	DEMOCRATIC

Team:
5_1
1:50PM_2:40PM
2:05PM_3:01PM

	Print First and Last Name	Affiliation
Reader	MARGE ATKINSON_KEN GROVE	R_D
Tallier	BRUCE GLADSTONE_DELIA MARTINDALE	D_R

Ballots w/ contest:
 0_80

Ballots w/o contest:
 32_0

Total Ballots:
 32_80

TG_TG

Audit Batch ID	SYS
mb_269	B
Date	Batch #
7/2/2012	31, 32
Batch Number	Count #
4 of 4	1

Option	Count 1				Count 2				Count 3			
	Page 1	Page 2	Page 3	Total	Page 1	Page 2	Page 3	Total	Page 1	Page 2	Page 3	Total
Garry Sanfaçon	24	9	0	33	0	0	0		0	0	0	
Elise Jones	22	18	0	40	0	0	0		0	0	0	
Overvote	0	0	0	0	0	0	0		0	0	0	
Undervote	4	3	0	7	0	0	0		0	0	0	
Cast votes	50	30	0	80	0	0	0		0	0	0	

MVW Count	Machine Count	Difference
33	33	0
40	40	0
0	0	0
7	7	0
80	80	0

Contest	STATE REPRESENTATIVE - DISTRICT 12 Vote For 1 Democratic
District Styles	DEMOCRATIC

Team: 4 11:41AM 12:01PM

	Print First and Last Name	Affiliation
Reader	JEANNETTE KNEEBONE	REP
Tallier	MIKE DOMINGUEZ	UAF

Ballots w/ contest:

Ballots w/o contest:

Total Ballots:

Audit Batch ID	SYS
mb_277	E
Date	Batch #
7/2/2012	35
Batch Number	Count #
1 of 2	1

95

55

150

TG

Option	Count 1				Count 2				Count 3			
	Page 1	Page 2	Page 3	Total	Page 1	Page 2	Page 3	Total	Page 1	Page 2	Page 3	Total
Mike Foote	27	23	0	50	0	0	0		0	0	0	
Angie Layton	22	21	0	43	0	0	0		0	0	0	
Overvote	0	0	0	0	0	0	0		0	0	0	
Undervote	1	1	0	2	0	0	0		0	0	0	
Cast votes	50	45	0	95	0	0	0		0	0	0	

MVW Count	Machine Count	Difference
50	50	0
43	43	0
0	0	0
2	2	0
95	95	0

Contest	COUNTY COMMISSIONER - DISTRICT 1 Vote For 1 Democratic
District Styles	DEMOCRATIC

Team:	4	12:43PM	1:16PM
	Print First and Last Name		Affiliation
Reader	MIKE DOMINGUEZ		UAF
Tallier	JEANNETTE KNEEBONE		REP

Ballots w/ contest:
 Ballots w/o contest:
 Total Ballots:

Audit Batch ID	SYS
mb_277	E
Date	Batch #
7/2/2012	35
Batch Number	Count #
2 of 2	1

150
 0
 150
 BP

Option	Count 1				Count 2				Count 3			
	Page 1	Page 2	Page 3	Total	Page 1	Page 2	Page 3	Total	Page 1	Page 2	Page 3	Total
Garry Sanfaçon	20	20	19	59	0	0	0		0	0	0	
Elise Jones	30	29	28	87	0	0	0		0	0	0	
Overvote	0	0	0	0	0	0	0		0	0	0	
Undervote	0	1	3	4	0	0	0		0	0	0	
Cast votes	50	50	50	150	0	0	0		0	0	0	

MVW Count	Machine Count	Difference
59	59	0
87	87	0
0	0	0
4	4	0
150	150	0

Contest	STATE REPRESENTATIVE - DISTRICT 12 Vote For 1 Democratic
District Styles	DEMOCRATIC

Team:	2	10:48AM	11:20AM
	Print First and Last Name		Affiliation
Reader	CAROL AFFLECK		REP
Tallier	MARCIA HILL		DEM

Ballots w/ contest:

Ballots w/o contest:

Total Ballots:

Audit Batch ID	SYS
mb_284	F
Date	Batch #
7/2/2012	32
Batch Number	Count #
1 of 1	1

60

90

150

TG

Option	Count 1				Count 2				Count 3			
	Page 1	Page 2	Page 3	Total	Page 1	Page 2	Page 3	Total	Page 1	Page 2	Page 3	Total
Mike Foote	21	3	0	24	0	0	0		0	0	0	
Angie Layton	28	7	0	35	0	0	0		0	0	0	
Overvote	0	0	0	0	0	0	0		0	0	0	
Undervote	1	0	0	1	0	0	0		0	0	0	
Cast votes	50	10	0	60	0	0	0		0	0	0	

MVW Count	Machine Count	Difference
24	24	0
35	35	0
0	0	0
1	1	0
60	60	0



Office of the Clerk & Recorder


1750 33rd Street · Boulder, CO 80301 · www.BoulderCounty.org


Hillary Hall, Boulder County Clerk & Recorder


July 9, 2012


In accordance with C.R.S. 1-10-101.5, we, the representatives of the duly appointed Canvass Board of the June 26, 2012 Primary Election, do hereby certify that the number of ballots counted in this election do not exceed the number of ballots cast in the election, as shown on the attached statement of votes.


We further certify that the attached Statement of Vote is a true and accurate listing of the results for the 2012 Primary Election held in Boulder County on Tuesday, June 26, 2012.


 Date: 7/9/12
James (Jim) E Remmert
American Constitution Party Representative
Audit Board


 Date: 7/9/12
Ralph Shnelvar
American Constitution Party Representative
Audit Board

 Date: 7/9/12
Robert (Bob) C Evans
Democratic Party Representative
Audit Board

 Date: 7/9/12
Patricia Feeser
Democratic Party Representative
Audit Board

 Date: 7/9/12
Russell (Russ) Boehm
Republican Party Representative
Audit Board

 Date: 09 July 2012
Daniel (Dan) Martin
Republican Party Representative
Audit Board

 DATE: 7/9/12
Hillary Hall
Boulder County Clerk & Recorder



Office of the Clerk & Recorder

1750 33rd Street - Boulder, CO 80301 - www.BoulderCounty.org

Hillary Hall, Boulder County Clerk & Recorder

2012 Primary Post-Election Audit Board Statement

July 9, 2012


In accordance with C.R.S. 1-7-514, the 2012 Boulder County Primary Post-Election Audit was completed on July 3, 2012. The audit included a manual verification of 5,239 ballot contests and identified two differences between the manual count and machine count. Both were attributed to human error. A voter making an incomplete mark accounted for one of the differences. The other resulted from a difference in the resolution of voter intent between the resolution and audit teams.


Statistical analysis was completed on all contest outcomes to include the impact of difference. No impact was found in any contest outcome and the audit board does not recommend any recounts for the 2012 Primary Election held in Boulder County on Tuesday, June 26, 2012.

Supporting documentation is attached below: Audit Selection Summary, Summary of Differences, Impact Review, Outcome Impact Analysis, Comparison Worksheets

The 2012 Primary Post-Election Audit Board accepts the results of the audit as presented by the Boulder County Clerk & Recorder's Office on Monday, July 9, 2012.


James (Jim) E Remmert
American Constitution Party Representative
Audit Board



Robert (Bob) C Evans
Democratic Party Representative
Audit Board


Russell (Russ) Boehm
Republican Party Representative
Audit Board


Hillary Hall
Boulder County Clerk & Recorder


Ralph Shnelvar
American Constitution Party Representative
Audit Board


Patricia Feeser
Democratic Party Representative
Audit Board


Daniel (Dan) Martin
Republican Party Representative
Audit Board