



# Office of the Clerk & Recorder

1750 33rd Street - Boulder, CO 80301 - [www.BoulderCounty.org](http://www.BoulderCounty.org)

Hillary Hall, Boulder County Clerk & Recorder

November 21, 2013

## RE: Post-Election Audit of the 2013 Boulder County Coordinated Election

The 2013 Coordinated Election Audit included the manual verification of results for thirteen races/issues across 155 audit batches, eight scanning systems, and one electronic voting device. A total of 26,065 individual contests and 161,741 contest options were audited, resulting in the determination that there is no change in the outcomes for any race for the 2013 Boulder County Coordinated Election, and no recommended recounts.

Of the 161,741 options verified, a total 28 differences were identified between machine results and the manual verification results, of which one was attributed to a stray particle captured in the target area, and 27 attributed to voter error.

Nine of the differences resulted from a voter crossing out a choice made without making an alternative corrected choice and therefore voting for less than the number of choices allowed. Unintentional or ambiguous marks by the voter resulted in eighteen additional differences. One difference was identified as a stray particle captured in the target area.

Attached is the Audit Summary, Summary of Differences, and Impact Analysis document utilized in confirming no impact to election outcomes, or escalation requirements. It is also important to note that all differences identified in the audit would be identified in a recount.

### Motor Vehicle Division

1750 33rd Street, Suite 100  
Boulder, CO 80301-2534  
303.413.7710

### Elections Division

1750 33rd Street, Suite 200  
Boulder, CO 80301-2546  
303.413.7740

### Recording Division

1750 33rd Street, Suite 201  
Boulder, CO 80301-2549  
303.413.7770

### Longmont Branch Office

529 Coffman Street, Suite 110  
Longmont, CO 80501-5450  
303.413.7710

### Lafayette Branch Office

1376 Miners Drive, Suite 101  
Lafayette, CO 80026  
303.413.7710



# Office of the Clerk & Recorder

1750 33rd Street - Boulder, CO 80301 - [www.BoulderCounty.org](http://www.BoulderCounty.org)

Hillary Hall, Boulder County Clerk & Recorder

The Canvass Board therby affirms that through the Post-Election Audit it is verified that there is no change in the outcome of the 2013 Boulder County Coordinated Election. The board further confirms that no recounts are necessary for the 2013 Boulder County Coordinated Election.

Canvass Board Member:

[Redacted Signature]

Valeria Skitt, City Clerk of Longmont Colorado

11/21/2013

Date

Canvass Board Member:

[Redacted Signature]

Alisa Lewis, City Clerk of Boulder Colorado

11/21/2013

Date

Designated Election Official:

[Redacted Signature]

Hillary Hall, Boulder County Clerk and Recorder

11-21-13

Date

2013 Boulder County Coordinated Election  
Post-Election Audit Summary

	CITY OF BOULDER COUNCIL CANDIDATES Vote For 5	CITY OF LAFAYETTE COUNCIL CANDIDATES Vote For 4	CITY OF LONGMONT COUNCIL MEMBER AT LARGE Vote For 2	CITY OF LOUISVILLE CITY COUNCIL PERSON WARD II Vote For 1	CITY OF LOUISVILLE CITY COUNCIL PERSON WARD III Vote For 1	ESTES PARK SCHOOL DISTRICT R-3 SCHOOL DIRECTOR AT LARGE Vote For 2	THOMPSON SCHOOL DISTRICT R2-J BOARD OF EDUCATION DIRECTOR DISTRICT B Vote For 1	THOMPSON SCHOOL DISTRICT R2-J BOARD OF EDUCATION DIRECTOR DISTRICT E Vote For 1	City of Lafayette Ballot Question No. 2A Vote For 1	CITY OF LAFAYETTE BALLOT ISSUE NO. 301 Vote For 1	City of Longmont Ballot Question 2C Vote For 1	LYONS REGIONAL LIBRARY DISTRICT BALLOT ISSUE 4C: Vote For 1	Rocky Mountain Fire Protection District Ballot Question 5B: Vote For 1							
	Selected	Selected	Selected	Selected	Selected	Selected	Selected	Selected	Selected	Selected	Selected	Selected	Selected	13	Contests Selected					
														155	MBBs Selected for Audit					
MBBs to Audit	66	17	37	3	4	3	1	1	7	45	3	13	11	211	MBB Contests Selected					
Ballot-Contests	9561	1945	5157	330	487	100	11	11	909	5061	431	799	1263	26,065	Ballot-Contests Selected					
														27,543	Total Ballots included for Audit					
														36	Total Recounts Required					
Audit ID														# of Ballots		# of Contests	Counts Required	Sys ID	Scan Batch #'s	
p_mb_057						Audit								150	Selected	1	1	A	10	
p_mb_058										Audit				150	Selected	1	1	A	11	
p_mb_033	Audit													150	Selected	1	1	A	16	
p_mb_040	Audit													150	Selected	1	1	A	23	
p_mb_409	Audit													150	Selected	1	*3	A	37	
p_mb_403	Audit													149	Selected	1	3	A	43	
p_mb_236										Audit				150	Selected	1	1	A	46	
p_mb_631	Audit													148	Selected	1	*3	A	59	
p_mb_548			Audit											150	Selected	1	1	A	67	
p_mb_555				Audit										150	Selected	1	1	A	68	
p_mb_549	Audit													150	Selected	1	1	A	69	
p_mb_473	Audit													150	Selected	1	1	A	71	
p_mb_013													Audit	150	Selected	1	1	B	2	
p_mb_112	Audit													150	Selected	1	1	B	7	
p_mb_024	Audit													149	Selected	1	1	B	19	
p_mb_378			Audit											150	Selected	1	1	B	30	
p_mb_376	Audit													149	Selected	1	1	B	31	
p_mb_373	Audit													150	Selected	1	1	B	34	
p_mb_372										Audit				150	Selected	1	1	B	35	
p_mb_235	Audit													148	Selected	1	1	B	40	
p_mb_260										Audit				150	Selected	1	1	B	41	
p_mb_251												Audit		150	Selected	1	1	B	49	
p_mb_533			Audit											150	Selected	1	1	B	61	
p_mb_476	Audit													150	Selected	1	*1	B	67	
p_mb_508	Audit													300	Selected	1	1	B	79-80	
p_mb_008												Audit		150	Selected	1	1	C	1	

\* Manual Verification resulted in a difference between the audit team results and the tabulated results.

2013 Boulder County Coordinated Election  
Post-Election Audit Summary

	CITY OF BOULDER COUNCIL CANDIDATES Vote For 5	CITY OF LAFAYETTE COUNCIL CANDIDATES Vote For 4	CITY OF LONGMONT COUNCIL MEMBER AT LARGE Vote For 2	CITY OF LOUISVILLE CITY COUNCIL PERSON WARD II Vote For 1	CITY OF LOUISVILLE CITY COUNCIL PERSON WARD III Vote For 1	ESTES PARK SCHOOL DISTRICT R-3 SCHOOL DIRECTOR AT LARGE Vote For 2	THOMPSON SCHOOL DISTRICT R2-J BOARD OF EDUCATION DIRECTOR DISTRICT B Vote For 1	THOMPSON SCHOOL DISTRICT R2-J BOARD OF EDUCATION DIRECTOR DISTRICT E Vote For 1	City of Lafayette Ballot Question No. 2A Vote For 1	CITY OF LAFAYETTE BALLOT ISSUE NO. 301 Vote For 1	City of Longmont Ballot Question 2C Vote For 1	LYONS REGIONAL LIBRARY DISTRICT BALLOT ISSUE 4C: Vote For 1	Rocky Mountain Fire Protection District Ballot Question 5B: Vote For 1						
p_mb_130	Audit													150	Selected	1	1	C	12
p_mb_136	Audit													150	Selected	1	1	C	17
p_mb_137	Audit													150	Selected	1	1	C	18
p_mb_140													Audit	150	Selected	1	1	C	21
p_mb_144	Audit													150	Selected	1	*1	C	25
p_mb_199			Audit											150	Selected	1	1	C	27
p_mb_209			Audit											150	Selected	1	1	C	29
p_mb_198	Audit													150	Selected	1	*3	C	31
p_mb_339	Audit													149	Selected	1	1	C	42
p_mb_537	Audit													160	Selected	1	1	C	57
p_mb_518	Audit													150	Selected	1	2	C	88
p_mb_666	Audit													300	Selected	1	1	C	66-67
p_mb_503										Audit				300	Selected	1	1	C	74-75
p_mb_679	Audit													300	Selected	1	1	C	76-77
p_mb_079			Audit											150	Selected	1	1	D	10
p_mb_149	Audit													150	Selected	1	2	D	20
p_mb_320	Audit													150	Selected	1	2	D	22
p_mb_318	Audit													150	Selected	1	*1	D	24
p_mb_311													Audit	150	Selected	1	1	D	31
p_mb_207			Audit											150	Selected	1	1	D	32
p_mb_425										Audit				150	Selected	1	1	D	36
p_mb_437	Audit													150	Selected	1	*3	D	43
p_mb_440			Audit											150	Selected	1	1	D	45
p_mb_279	Audit													150	Selected	1	1	D	49
p_mb_280	Audit													150	Selected	1	1	D	50
p_mb_523					Audit									150	Selected	1	1	D	52
p_mb_525	Audit													150	Selected	1	1	D	54
p_mb_534			Audit											150	Selected	1	*1	D	60
p_mb_654			Audit											150	Selected	1	*1	D	66
p_mb_018			Audit											150	Selected	1	1	D	14-15
p_mb_062			Audit											150	Selected	1	1	E	3
p_mb_146			Audit											150	Selected	1	1	E	16
p_mb_298	Audit													150	Selected	1	*3	E	17
p_mb_098			Audit											150	Selected	1	1	E	19

\* Manual Verification resulted in a difference between the audit team results and the tabulated results.

2013 Boulder County Coordinated Election  
Post-Election Audit Summary

	CITY OF BOULDER COUNCIL CANDIDATES Vote For 5	CITY OF LAFAYETTE COUNCIL CANDIDATES Vote For 4	CITY OF LONGMONT COUNCIL MEMBER AT LARGE Vote For 2	CITY OF LOUISVILLE CITY COUNCIL PERSON WARD II Vote For 1	CITY OF LOUISVILLE CITY COUNCIL PERSON WARD III Vote For 1	ESTES PARK SCHOOL DISTRICT R-3 SCHOOL DIRECTOR AT LARGE Vote For 2	THOMPSON SCHOOL DISTRICT R2-J BOARD OF EDUCATION DIRECTOR DISTRICT B Vote For 1	THOMPSON SCHOOL DISTRICT R2-J BOARD OF EDUCATION DIRECTOR DISTRICT E Vote For 1	City of Lafayette Ballot Question No. 2A Vote For 1	CITY OF LAFAYETTE BALLOT ISSUE NO. 301 Vote For 1	City of Longmont Ballot Question 2C Vote For 1	LYONS REGIONAL LIBRARY DISTRICT BALLOT ISSUE 4C: Vote For 1	Rocky Mountain Fire Protection District Ballot Question 5B: Vote For 1						
p_mb_100			Audit											150	Selected	1	1	E	21
p_mb_081			Audit											150	Selected	1	1	E	22
p_mb_215										Audit				150	Selected	1	1	E	36
p_mb_217	Audit													150	Selected	1	1	E	38
p_mb_261										Audit				150	Selected	1	1	E	41
p_mb_263	Audit													150	Selected	1	1	E	43
p_mb_270										Audit				150	Selected	1	1	E	48
p_mb_344										Audit				150	Selected	1	1	E	51
p_mb_346	Audit													150	Selected	1	*3	E	53
p_mb_465	Audit													150	Selected	1	2	E	62
p_mb_466				Audit										150	Selected	1	1	E	63
p_mb_467			Audit											150	Selected	1	1	E	64
p_mb_487			Audit											300	Selected	1	1	E	89-90
p_mb_103												Audit		149	Selected	1	1	F	4
p_mb_106			Audit											150	Selected	1	1	F	7
p_mb_107			Audit											149	Selected	1	1	F	8
p_mb_159													Audit	150	Selected	1	1	F	20
p_mb_166			Audit											150	Selected	1	1	F	23
p_mb_167					Audit									150	Selected	1	1	F	24
p_mb_382	Audit													150	Selected	1	*3	F	31
p_mb_231													Audit	150	Selected	1	1	F	39
p_mb_327	Audit													150	Selected	1	1	F	47
p_mb_329										Audit				150	Selected	1	1	F	49
p_mb_447			Audit											150	Selected	1	1	F	54
p_mb_622										Audit				150	Selected	1	1	F	63
p_mb_540										Audit				150	Selected	1	1	F	64
p_mb_490										Audit				299	Selected	1	1	F	80-81
p_mb_171			Audit											150	Selected	1	1	G	2
p_mb_176										Audit				150	Selected	1	1	G	6
p_mb_182	Audit													150	Selected	1	*1	G	12
p_mb_184	Audit													150	Selected	1	2	G	14
p_mb_188										Audit				149	Selected	1	1	G	18
p_mb_299	Audit													150	Selected	1	*3	G	23
p_mb_221										Audit				149	Selected	1	1	G	32

\* Manual Verification resulted in a difference between the audit team results and the tabulated results.

2013 Boulder County Coordinated Election  
Post-Election Audit Summary

	CITY OF BOULDER COUNCIL CANDIDATES Vote For 5	CITY OF LAFAYETTE COUNCIL CANDIDATES Vote For 4	CITY OF LONGMONT COUNCIL MEMBER AT LARGE Vote For 2	CITY OF LOUISVILLE CITY COUNCIL PERSON WARD II Vote For 1	CITY OF LOUISVILLE CITY COUNCIL PERSON WARD III Vote For 1	ESTES PARK SCHOOL DISTRICT R-3 SCHOOL DIRECTOR AT LARGE Vote For 2	THOMPSON SCHOOL DISTRICT R2-J BOARD OF EDUCATION DIRECTOR DISTRICT B Vote For 1	THOMPSON SCHOOL DISTRICT R2-J BOARD OF EDUCATION DIRECTOR DISTRICT E Vote For 1	City of Lafayette Ballot Question No. 2A Vote For 1	CITY OF LAFAYETTE BALLOT ISSUE NO. 301 Vote For 1	City of Longmont Ballot Question 2C Vote For 1	LYONS REGIONAL LIBRARY DISTRICT BALLOT ISSUE 4C: Vote For 1	Rocky Mountain Fire Protection District Ballot Question 5B: Vote For 1						
p_mb_223													Audit	150	Selected	1	1	G	33
p_mb_226	Audit													148	Selected	1	1	G	36
p_mb_228										Audit				150	Selected	1	*3	G	38
p_mb_229	Audit													149	Selected	1	1	G	39
p_mb_412										Audit				150	Selected	1	1	G	42
p_mb_274			Audit											150	Selected	1	1	G	57
p_mb_630													Audit	150	Selected	1	1	G	65
p_mb_484			Audit											300	Selected	1	*1	G	82-83
p_mb_514										Audit				298	Selected	1	1	G	92-93
p_mb_195	Audit													150	Selected	1	*3	H	6
p_mb_286										Audit				150	Selected	1	1	H	11
p_mb_289										Audit				150	Selected	1	1	H	14
p_mb_030	Audit													150	Selected	1	1	H	16
p_mb_301										Audit				149	Selected	1	1	H	17
p_mb_304	Audit													150	Selected	1	2	H	20
p_mb_305	Audit													149	Selected	1	1	H	21
p_mb_360	Audit													150	Selected	1	1	H	50
p_mb_607										Audit				300	Selected	1	1	H	53, 54
p_mb_610	Audit													150	Selected	1	*3	H	57
p_mb_461	Audit													149	Selected	1	1	H	58
p_mb_541	Audit													150	Selected	1	*1	H	61
p_mb_646	Audit													300	Selected	1	1	H	72-73
p_mb_577	Audit													299	Selected	1	1	H	80-81
p_mb_402										Audit		Audit		150	Selected	2	*1	A	44
p_mb_675	Audit									Audit				299	Selected	2	1	A	87-88
p_mb_113	Audit												Audit	150	Selected	2	1	B	8
p_mb_669		Audit								Audit				150	Selected	2	1	B	69
p_mb_074			Audit									Audit		150	Selected	2	2	C	3
p_mb_123			Audit										Audit	150	Selected	2	1	C	5
p_mb_127	Audit		Audit											150	Selected	2	1	C	9
p_mb_128		Audit								Audit				150	Selected	2	1	C	10
p_mb_129		Audit								Audit				150	Selected	2	2	C	11
p_mb_615		Audit								Audit				150	Selected	2	*1	C	55
p_mb_480	Audit											Audit		149	Selected	2	1	E	69

\* Manual Verification resulted in a difference between the audit team results and the tabulated results.

2013 Boulder County Coordinated Election  
Post-Election Audit Summary

	CITY OF BOULDER COUNCIL CANDIDATES Vote For 5	CITY OF LAFAYETTE COUNCIL CANDIDATES Vote For 4	CITY OF LONGMONT COUNCIL MEMBER AT LARGE Vote For 2	CITY OF LOUISVILLE CITY COUNCIL PERSON WARD II Vote For 1	CITY OF LOUISVILLE CITY COUNCIL PERSON WARD III Vote For 1	ESTES PARK SCHOOL DISTRICT R-3 SCHOOL DIRECTOR AT LARGE Vote For 2	THOMPSON SCHOOL DISTRICT R2-J BOARD OF EDUCATION DIRECTOR DISTRICT B Vote For 1	THOMPSON SCHOOL DISTRICT R2-J BOARD OF EDUCATION DIRECTOR DISTRICT E Vote For 1	City of Lafayette Ballot Question No. 2A Vote For 1	CITY OF LAFAYETTE BALLOT ISSUE NO. 301 Vote For 1	City of Longmont Ballot Question 2C Vote For 1	LYONS REGIONAL LIBRARY DISTRICT BALLOT ISSUE 4C: Vote For 1	Rocky Mountain Fire Protection District Ballot Question 5B: Vote For 1						
p_mb_680	Audit											Audit		299	Selected	2	*1	E	73-74
p_mb_110						Audit						Audit		150	Selected	2	1	F	12
p_mb_348		Audit								Audit				150	Selected	2	1	F	51
p_mb_628					Audit								Audit	150	Selected	2	1	G	63
p_mb_570			Audit									Audit		134	Selected	2	2	G	73-74
p_mb_645		Audit								Audit				222	Selected	2	1	G	76-77
p_mb_510		Audit								Audit				300	Selected	2	1	G	86-87
p_mb_512	Audit					Audit								300	Selected	2	1	G	88-89
p_mb_513	Audit		Audit											300	Selected	2	*1	G	90-91
p_mb_303		Audit								Audit				150	Selected	2	1	H	19
p_mb_396			Audit								Audit			150	Selected	2	*1	H	34
p_mb_471			Audit								Audit			150	Selected	2	*1	H	65
p_mb_579										Audit		Audit		300	Selected	2	1	H	84-85
p_mb_650										Audit		Audit		296	Selected	2	1	H	86-88
p_mb_051		Audit		Audit						Audit				146	Selected	3	2	A	4
p_mb_496	Audit		Audit									Audit		600	Selected	3	*3	A	79-82
p_mb_492	Audit		Audit									Audit		450	Selected	3	1	E	74-76
p_mb_909			Audit		Audit						Audit			300	Selected	3	1	E	87-88
p_mb_169		Audit							Audit	Audit				150	Selected	3	1	F	27
p_mb_307		Audit							Audit	Audit				150	Selected	3	1	H	23
p_mb_649							Audit	Audit		Audit				300	Selected	3	1	H	78-79
p_mb_517		Audit	Audit						Audit	Audit				298	Selected	4	*1	E	35,99
p_mb_481		Audit							Audit	Audit			Audit	300	Selected	4	1	E	79-80
p_mb_232	Audit	Audit							Audit	Audit				150	Selected	4	1	F	40
p_mb_502	Audit	Audit							Audit	Audit				300	Selected	4	1	G	84-85
p_mb_574	Audit	Audit	Audit						Audit	Audit				302	Selected	5	1	C	84-85
j_sc_003	Audit	Audit												60	Selected	2	1	DRE	N/A

\* Manual Verification resulted in a difference between the audit team results and the tabulated results.

# 2013 Boulder County Coordinated Election Post-Election Audit

## Summary of Differences

For the 2013 Coordinated Post-Election Audit, 13 contested races were selected for the audit and spanned 155 scan station MBB batches selected by the Canvass Board. A total of 26,065 ballot contests were manually verified in the audit. All eight election scan stations were included.

Out of the 26,065 ballot contests audited, there were a total of 28 differences identified. These 28 differences account for 0.01% of the audited contests. Of these 28 differences, all but 2 were attributed to voter error. Analysis confirmed no impact on election results.

There were a total of 6 types of differences discovered.

The first 4 types account for 26 of the 28 differences (93%), these were attributed to voter error.

1. A difference identified between the audit team count and machine count that was due to a **stray mark** in the target area which counted as a vote. Stray marks totaled 3 of the 28 differences.
2. A difference identified between the audit team count and machine count that was due to a **striketrough**, which counted as a vote. Strikethroughs totaled 9 of the 28 differences.
3. A difference identified between the audit team count and machine count that was due to a **hesitant or incomplete mark** in the target area which counted as a vote. Hesitant/incomplete marks totaled 11 of the 28 differences.
4. A difference identified between the audit team count and machine count that was due to an **inconsistent mark** in the target area which counted as a vote. Inconsistent marks totaled 3 of the 28 differences.

The last 2 types account for 2 of the 28 differences (7%).

5. A difference identified between the audit team count and machine count that was due to **pencil/erasure marks** in the target area, which was counted as a vote by the resolution judges. Pencil/erasure marks totaled 1 of the 28 differences.
6. A difference identified between the audit team count and machine count was due to **dust/debris** causing a mark in the target area which counted as a vote. Dust/debris marks totaled 1 of the 28 differences.

Statistical analysis was completed on all contest outcomes to include the impact of the differences. No impact was found in any contest outcome that warrants escalation or a recommendation for recount.

Below are images and descriptions reflecting the types of differences identified.



## Stray Mark Example

**CITY OF BOULDER COUNCIL CANDIDATES**

Following are the candidates for City Council. You may vote for up to five (5) candidates. If you vote for five (5) or less, your votes in this race will be counted. If you vote for more than five (5), your votes in this race will not be counted.

☒ Mary Young

☐ John Gerstle

☐ Matthew Appelbaum

☐ Kevin Hotaling

☐ Macon Cowles

☒ Jonathan Dings

☐ Ed Byrne

☐ Micah Parkin

☐ Greatful Fred Smith

☐ Andrew Shoemaker

☐ Sam Weaver

Ballot questions referred by the council

Mary Young

**Confirm: AutoRes.**

**Confirm: AutoRes.**

**Confirm: AutoRes.**

Macon Cowles

Jonathan Dings

**Confirm: AutoRes.**

**Confirm: AutoRes.**

**Confirm: AutoRes.**

**Confirm: AutoRes.**

**Confirm: AutoRes.**

## System H – Batch 81 - Boulder City Council Contest

A stray mark entered the target area and triggered a vote for Macon Cowles. This accounts for the differences in votes for Macon Cowles and Undervotes.

Contest Option	MVW Count	Machine Count
Mary Young	122	122
John Gerstle	56	56
Matthew Appelbaum	109	109
Kevin Hotaling	27	27
Macon Cowles	100	101
Jonathan Dings	38	38
Ed Byrne	76	76
Micah Parkin	87	87
Greatful Fred Smith	22	22
Andrew Shoemaker	107	107
Sam Weaver	107	107
OVER	1	1
UNDER	639	638

## Strikethrough Example

### CITY OF BOULDER COUNCIL CANDIDATES

Following are the candidates for City Council. You may vote for up to five (5) candidates. If you vote for five (5) or less, your votes in this race will be counted. If you vote for more than five (5), your votes in this race will not be counted.

- ☐ Mary Young
- ☐ John Gerstle
- ☐ Matthew Appelbaum
- ☐ Kevin Hotaling
- ☒ ~~Macon Cowles~~
- ☒ Jonathan Dings
- ☒ Ed Byrne
- ☐ Micah Parkin
- ☐ Greatful Fred Smith
- ☒ Andrew Shoemaker
- ☒ Sam Weaver

### System D – Batch 24 – Boulder City Council Contest

Strikeout through Macon Cowles resulted in a vote for Macon Cowles, instead of a vote cancellation. This accounts for the differences in votes for Macon Cowles and Undervotes.

Contest Option	MVW Count	Machine Count
Mary Young	63	63
John Gerstle	39	39
Matthew Appelbaum	65	65
Kevin Hotaling	30	30
Macon Cowles	<b>61</b>	<b>62</b>
Jonathan Dings	22	22
Ed Byrne	56	56
Micah Parkin	38	38
Greatful Fred Smith	9	9
Andrew Shoemaker	69	69
Sam Weaver	69	69
OVER	1	1
UNDER	<b>224</b>	<b>223</b>

## Hesitant/Incomplete Mark Example

**CITY OF LONGMONT COUNCIL  
MEMBER AT LARGE**

(Vote for Not More Than Two (2))

☐ Alex Sammoury

☒ Gabe Santos

☐ Polly Christensen

☐ Ron Gallegos

☐ Trisa Baxter

**CITY OF LONGMONT COUNCIL  
MEMBER WARD 2**

UNPRO  
FIRST  
RETAI  
WITH  
REVEN  
SCHOL  
REQUI  
AND B  
TAX OI  
MARIJ  
PRODI  
BEING  
OF RE  
MARIJ  
RELAT  
THE U  
MARIJ

## CITY OF LONGMONT COUNCIL MEMBER AT LARGE

(Vote for Not More Than Two (2))

☐ Alex Sammoury

☒ Gabe Santos

☐ Polly Christensen

☐ Ron Gallegos

☐ Trisa Baxter

### System D – Batch 66 – Longmont Council At-Large Contest

A hesitant/incomplete mark entered target area and caused a vote for Polly Christensen. This accounts for the differences between Polly Christensen and Undervotes.

Contest Option	MVW Count	Machine Count
Alex Sammoury	14	14
Gabe Santos	18	18
Polly Christensen	13	14
Ron Gallegos	12	12
Trisa Baxter	11	11
OVER	0	0
UNDER	32	31

## Inconsistant Mark Example

**CITY OF BOULDER COUNCIL CANDIDATES**

Following are the candidates for City Council. You may vote for up to five (5) candidates. If you vote for five (5) or less, your votes in this race will be counted. If you vote for more than five (5), your votes in this race will not be counted.

☐ Mary Young

☐ John Gerstle

☒ Matthew Appelbaum

☐ Kevin Hotaling

☐ Macon Cowles

☐ Jonathan Dings

☒ Ed Byrne

☐ Micah Parkin

☐ Greatful Fred Smith

☒ Andrew Shoemaker

☐ Sam Weaver

Ballot questions referred by the general

race will not be counted.

☒ Mary Young **Confirm: AutoRes.**

☒ John Gerstle **Confirm: AutoRes.**

☒ Matthew Appelbaum

☒ Kevin Hotaling **Confirm: AutoRes.**

☒ Macon Cowles **Confirm: AutoRes.**

☒ Jonathan Dings **Confirm: AutoRes.**

☒ Ed Byrne

☒ Micah Parkin **Confirm: AutoRes.**

☒ Greatful Fred Smith **Confirm: AutoRes.**

☒ Andrew Shoemaker

☒ Sam Weaver **Confirm: AutoRes.**

## System F – Batch 31 – Boulder City Council Contest

An inconsistent mark was used in the target area for Ed Byrne. The resolution team and audit team had a difference of opinion in voter intent. This accounts for the differences in votes for Ed Byrne and Undervotes.

Contest Option	MVW Count	Machine Count
Mary Young	65	65
John Gerstle	44	44
Matthew Appelbaum	66	66
Kevin Hotaling	22	22
Macon Cowles	44	44
Jonathan Dings	17	17
Ed Byrne	58	59
Micah Parkin	45	45
Greatful Fred Smith	10	10
Andrew Shoemaker	56	56
Sam Weaver	67	67
OVER	0	0
UNDER	256	255

## Pencil Mark Example

### CITY OF BOULDER COUNCIL CANDIDATES

Following are the candidates for City Council. You may vote for up to five (5) candidates. If you vote for five (5) or less, your votes in this race will be counted. If you vote for more than five (5), your votes in this race will not be counted.

### System D – Batch 43 – Boulder City Council Contest

Voter voted mail ballot in pencil, attempted to erase the vote marked for Sam Weaver. The resolution team reviewed it and decided it should count as a vote. The resolution team then manually changed it to a vote (since the scanner didn't originally mark it as such). The batch was counted by 3 audit teams, and all of them determined that the voter intent was to erase the vote. Differences of opinion in voter intent between resolution team and audit team caused discrepancy. This accounts for the differences between Sam Weaver and Undervotes.

Contest Option	MVW Count	Machine Count
Mary Young	67	67
John Gerstle	41	41
Matthew Appelbaum	69	69
Kevin Hotaling	22	22
Macon Cowles	74	74
Jonathan Dings	14	14
Ed Byrne	63	63
Micah Parkin	51	51
Greatful Fred Smith	5	5
Andrew Shoemaker	55	55
Sam Weaver	73	74
OVER	0	0
UNDER	216	215

## Dust Example

CITY OF BOULDER COUNCIL CANDIDATES		P S \$ F I A U F I R S R A T M P B O M R T M V B D F T E T C N R	race will not be counted.
Following are the candidates for City Council. You may vote for up to five (5) candidates. If you vote for five (5) or less, your votes in this race will be counted. If you vote for more than five (5), your votes in this race will not be counted.			Confirm: AutoRes.
<input type="checkbox"/> Mary Young			Confirm: AutoRes.
<input type="checkbox"/> John Gerstle			Confirm: AutoRes.
<input type="checkbox"/> Matthew Appelbaum			Confirm: AutoRes.
<input type="checkbox"/> Kevin Hotaling			Confirm: AutoRes.
<input type="checkbox"/> Macon Cowles			Confirm: AutoRes.
<input type="checkbox"/> Jonathan Dings			Confirm: AutoRes.
<input type="checkbox"/> Ed Byrne			Confirm: AutoRes.
<input checked="" type="checkbox"/> Micah Parkin			Confirm: AutoRes.
<input type="checkbox"/> Greatful Fred Smith			Confirm: AutoRes.
<input type="checkbox"/> Andrew Shoemaker			Confirm: AutoRes.
<input type="checkbox"/> Sam Weaver			Confirm: AutoRes.
Ballot questions referred by the general assembly or any political subdivision are			

## System G – Batch 23 - Boulder City Council Contest

Some dust or other debris during scanning caused a mark to appear in the target area and register a vote for Micah Parkin. Examination of the ballot showed no mark. This accounts for the differences in votes for Micah Parkin and Undervotes.

Contest Option	MVW Count	Machine Count
Mary Young	84	84
John Gerstle	36	36
Matthew Appelbaum	85	85
Kevin Hotaling	20	20
Macon Cowles	65	65
Jonathan Dings	16	16
Ed Byrne	47	47
Micah Parkin	54	55
Greatful Fred Smith	10	10
Andrew Shoemaker	68	68
Sam Weaver	80	80
OVER	1	1
UNDER	180	179



2013 Boulder County Coordinated Election  
Post-Election Audit Impact Analysis

**Difference Data**

System	Scan Batch	Contest	Category	Impacted	Packet Batch Number	Packet Batch Date
A	37	Boulder City Council	Incomplete Mark	Matthew Appelbaum	286	11/2/2013
A	59	Boulder City Council	Stray Mark	Matthew Appelbaum	415	11/5/2013
A	79	Boulder City Council	Inconsistant Mark	Micah Parkin	566	11/5/2013
B	67	Boulder City Council	Incomplete Mark	Ed Byrne	522	11/5/2013
C	25	Boulder City Council	Strikethrough	John Gerstle	180	11/1/2013
				Micah Parkin		
C	31	Boulder City Council	Incomplete Mark	Andrew Shoemaker	251	11/3/2013
C	55	Lafayette Council	Strikethrough	Brad Wiesley	478	11/5/2013
D	24	Boulder City Council	Strikethrough	Macon Cowles	264	11/2/2013
D	43	Boulder City Council	Pencil Mark	Sam Weaver	369	11/4/2013
D	60	Longmont Council At-Large	Strikethrough	Trisa Baxter	440	11/5/2013
D	66	Longmont Council At-Large	Incomplete Mark	Polly Christensen	531	11/5/2013
E	17	Boulder City Council	Incomplete Mark	Greatful Fred Smith	175	11/1/2013
E	53	Boulder City Council	Inconsistant Mark	Micah Parkin	366	11/4/2013
E	73	Boulder City Council	Strikethrough	Mary Young	552	11/6/2013
E	99	Lafayette Council	Incomplete Mark	Gustano Reyna	657	11/6/2013
F	31	Boulder City Council	Inconsistant Mark	Ed Byrne	282	11/2/2013
G	12	Boulder City Council	Stray Mark	Andrew Shoemaker	179	11/1/2013
G	23	Boulder City Council	Dust	Micah Parkin	191	11/1/2013
G	38	Lafayette 301	Strikethrough	No	224	11/1/2013
G	83	Longmont Council At-Large	Strikethrough	Polly Christensen	630	11/6/2013
G	88	Boulder City Council	Incomplete Mark	John Gerstle	655	11/6/2013
H	6	Boulder City Council	Strikethrough	John Gerstle	55	10/29/2013
H	34	Longmont Council At-Large	Incomplete Mark	Gabe Santos	244	11/1/2013
H	57	Boulder City Council	Incomplete Mark	Jonathan Dings	493	11/5/2013
H	61	Boulder City Council	Incomplete Mark	Sam Weaver	482	11/5/2013
H	65	Longmont Council At-Large	Incomplete Mark	Polly Christensen	527	11/5/2013
H	81	Boulder City Council	Stray Mark	Macon Cowles	662	11/6/2013

2013 Boulder County Coordinated Election  
Post-Election Audit Impact Analysis

Difference Data Statistics

Category	Total
Incomplete Mark	11
Strikethrough	8
Stray Mark	3
Inconsistant Mark	3
Dust	1
Pencil Mark	1
Grand Total	27

Date	Total
10/29/2013	1
11/1/2013	6
11/2/2013	3
11/3/2013	1
11/4/2013	2
11/5/2013	9
11/6/2013	5
Grand Total	27

Contest	Total
Boulder City Council	19
Longmont Council At-Large	5
Lafayette Council	2
Lafeyette 301	1
Grand Total	27

Contest	Total
Boulder City Council	19
Incomplete Mark	7
Inconsistant Mark	3
Strikethrough	4
Stray Mark	3
Pencil Mark	1
Dust	1
Lafayette Council	2
Incomplete Mark	1
Strikethrough	1
Lafeyette 301	1
Strikethrough	1
Longmont Council At-Large	5
Incomplete Mark	3
Strikethrough	2
Grand Total	27

Impacted Candidate	Total
Micah Parkin	4
Polly Christensen	3
John Gerstle	3
Sam Weaver	2
Ed Byrne	2
Matthew Appelbaum	2
Macon Cowles	2
Andrew Shoemaker	2
Gabe Santos	1
Brad Wiesley	1
No	1
Mary Young	1
Trisa Baxter	1
Greatful Fred Smith	1
Gustano Reyna	1
Jonathan Dings	1
Grand Total	28



2013 Boulder County Coordinated Election  
Post-Election Audit Impact Analysis

Impact of Differences

Impact of all differences:			
	Counts	Discrepancy Count	Discrepancy Rate
Contest Ballots Audited	26,065	27	0.001035872
All Option Boxes Audited	161,741	28	0.000173116
Boulder City Council Ballots Audited	9,561	19	0.001987240
Boulder City Council Option Boxes Audited	105,171	20	0.000190166
Lafayette City Council Ballots Audited	1,945	2	0.001028278
Lafayette City Council Option Boxes Audited	11,670	2	0.000171380
Longmont Council At Large Ballots Audited	5,157	5	0.000969556
Longmont Council At Large Option Boxes Audited	25,785	5	0.000193911
Longmont Council Ward II Ballots Audited	330	0	0.000000000
Longmont Council Ward II Option Boxes Audited	660	0	0.000000000
Longmont Council Ward III Ballots Audited	487	0	0.000000000
Longmont Council Ward III Option Boxes Audited	974	0	0.000000000
Estes Park R-3 School Director Ballots Audited	100	0	0.000000000
Estes Park R-3 School Director Option Boxes Audited	500	0	0.000000000
Thompson Education Director District B Ballots Audited	11	0	0.000000000
Thompson Education Director District B Option Boxes Audited	33	0	0.000000000
Thompson Education Director District E Ballots Audited	11	0	0.000000000
Thompson Education Director District E Option Boxes Audited	22	0	0.000000000
Lafayette 2A Ballots Audited	909	0	0.000000000
Lafayette 2A Option Boxes Audited	1,818	0	0.000000000
Lafayette 301 Ballots Audited	5,061	1	0.000197589
Lafayette 301 Option Boxes Audited	10,122	1	0.000098795
Longmont 2C Ballots Audited	431	0	0.000000000
Longmont 2C Option Boxes Audited	862	0	0.000000000
Lyons Library District 4C Ballots Audited	799	0	0.000000000
Lyons Library District 4C Option Boxes Audited	1,598	0	0.000000000
Rocky Mountain 5B Ballots Audited	1,263	0	0.000000000
Rocky Mountain 5B Option Boxes Audited	2,526	0	0.000000000
			0.000215925 Average Uncertainty Rate
Totals:			0.001987240 Max Uncertainty Rate

2013 Boulder County Coordinated Election  
Post-Election Audit Impact Analysis

Impact of Differences

Exclude differences determined to be attributed to voter error:

	Counts	Discrepancy Count	Discrepancy Rate
Contest Ballots Audited	26,065	2	0.000076731
All Option Boxes Audited	161,741	2	0.000012365
Boulder City Council Ballots Audited	9,561	2	0.000209183
Boulder City Council Option Boxes Audited	105,171	2	0.000019017
Lafayette City Council Ballots Audited	1,945	0	0.000000000
Lafayette City Council Option Boxes Audited	11,670	0	0.000000000
Longmont Council At Large Ballots Audited	5,157	0	0.000000000
Longmont Council At Large Option Boxes Audited	25,785	0	0.000000000
Longmont Council Ward II Ballots Audited	330	0	0.000000000
Longmont Council Ward II Option Boxes Audited	660	0	0.000000000
Longmont Council Ward III Ballots Audited	487	0	0.000000000
Longmont Council Ward III Option Boxes Audited	974	0	0.000000000
Estes Park R-3 School Director Ballots Audited	100	0	0.000000000
Estes Park R-3 School Director Option Boxes Audited	500	0	0.000000000
Thompson Education Director District B Ballots Audited	11	0	0.000000000
Thompson Education Director District B Option Boxes Audited	33	0	0.000000000
Thompson Education Director District E Ballots Audited	11	0	0.000000000
Thompson Education Director District E Option Boxes Audited	22	0	0.000000000
Lafayette 2A Ballots Audited	909	0	0.000000000
Lafayette 2A Option Boxes Audited	1,818	0	0.000000000
Lafayette 301 Ballots Audited	5,061	0	0.000000000
Lafayette 301 Option Boxes Audited	10,122	0	0.000000000
Longmont 2C Ballots Audited	431	0	0.000000000
Longmont 2C Option Boxes Audited	862	0	0.000000000
Lyons Library District 4C Ballots Audited	799	0	0.000000000
Lyons Library District 4C Option Boxes Audited	1,598	0	0.000000000
Rocky Mountain 5B Ballots Audited	1,263	0	0.000000000
Rocky Mountain 5B Option Boxes Audited	2,526	0	0.000000000
			0.000011332 Average Uncertainty Rate
Totals:			0.000209183 Max Uncertainty Rate

Outcome Impact - All Differences

Contest	Absolute Margins	W	L	Margin W - L	V = W + L	Recount Threshold 0.005*W	Is M <= RT?	New W = W - UV	New L = L + UV	New Margin = W - L	New Recount Threshold = 0.005 * W	Is M <= RT?
BOULDER COUNCIL CANDIDATES -- Vote For 5	442	12,511	12,069	442	24,580	62.56	No	12,462	12,118	344	62.31	No
LAFAYETTE COUNCIL CANDIDATES -- Vote For 4	332	3,527	3,195	332	6,722	17.64	No	3,514	3,208	305	17.57	No
LONGMONT MAYOR -- Vote For 1	4,362	14,389	10,027	4,362	24,416	71.95	No	14,340	10,076	4,265	71.70	No
LONGMONT COUNCIL MEMBER AT LARGE -- Vote For 2	533	9,909	9,376	533	19,285	49.55	No	9,871	9,414	456	49.35	No
LONGMONT COUNCIL MEMBER WARD 2 -- Vote For 1	927	3,921	2,994	927	6,915	19.61	No	3,907	3,008	900	19.54	No
LOUISVILLE CITY COUNCIL PERSON WARD I -- Vote For 1 UNOPPOSED	2,008	2,008	0	2,008	2,008	10.04	No	2,004	4	2,000	10.02	No
LOUISVILLE CITY COUNCIL PERSON WARD II -- Vote For 1	462	1,417	955	462	2,372	7.09	No	1,412	960	453	7.06	No
LOUISVILLE CITY COUNCIL PERSON WARD III -- Vote For 1	390	1,289	899	390	2,188	6.45	No	1,285	903	381	6.42	No
ESTES PARK R-3 SCHOOL DIRECTOR AT LARGE -- Vote For 2	49	1,326	1,277	49	2,603	6.63	No	1,321	1,282	39	6.60	No
THOMPSON R2-J BOARD OF EDUCATION DIRECTOR DISTRICT A -- Vote For 1	968	13,167	12,199	968	25,366	65.84	No	13,117	12,249	867	65.58	No
THOMPSON R2-J BOARD OF EDUCATION DIRECTOR DISTRICT B -- Vote For 1	204	14,919	14,715	204	29,634	74.60	No	14,860	14,774	86	74.30	No
THOMPSON R2-J BOARD OF EDUCATION DIRECTOR DISTRICT E -- Vote For 1	1,289	15,155	13,866	1,289	29,021	75.78	No	15,097	13,924	1,174	75.49	No
THOMPSON R2-J BOARD OF EDUCATION DIRECTOR DISTRICT F -- Vote For 1	1,443	15,249	13,806	1,443	29,055	76.25	No	15,191	13,864	1,328	75.96	No
Amendment 66 (CONSTITUTIONAL) -- Vote For 1	401,335	889,048	487,713	401,335	1,376,761	4,445.24	No	886,312	490,449	395,863	4,431.56	No
Proposition AA (STATUTORY) -- Vote For 1	416,504	889,788	473,284	416,504	1,363,072	4,448.94	No	887,079	475,993	411,086	4,435.40	No
BOULDER NO. 2A -- Vote For 1	9,878	20,204	10,326	9,878	30,530	101.02	No	20,143	10,387	9,757	100.72	No
BOULDER NO. 2B -- Vote For 1	9,964	20,151	10,187	9,964	30,338	100.76	No	20,091	10,247	9,843	100.45	No
Boulder 2C -- Vote For 1	15,484	22,974	7,490	15,484	30,464	114.87	No	22,913	7,551	15,363	114.57	No
Boulder 2D -- Vote For 1	12,827	21,293	8,466	12,827	29,759	106.47	No	21,234	8,525	12,709	106.17	No
Boulder 2E -- Vote For 1	9,417	18,960	9,543	9,417	28,503	94.80	No	18,903	9,600	9,304	94.52	No
Boulder 2F -- Vote For 1	13,957	20,757	6,800	13,957	27,557	103.79	No	20,702	6,855	13,847	103.51	No
Boulder 2G -- Vote For 1	7,053	17,628	10,575	7,053	28,203	88.14	No	17,572	10,631	6,941	87.86	No
Boulder 2H -- Vote For 1	16,842	23,390	6,548	16,842	29,938	116.95	No	23,331	6,607	16,723	116.65	No
Boulder No. 310 -- Vote For 1	11,566	21,100	9,534	11,566	30,634	105.50	No	21,039	9,595	11,444	105.20	No
Lafayette No. 2A -- Vote For 1	868	4,660	3,792	868	8,452	23.30	No	4,643	3,809	834	23.22	No
LAFAYETTE NO. 301 -- Vote For 1	84	4,303	4,219	84	8,522	21.52	No	4,286	4,236	50	21.43	No
Lafayette No. 300 -- Vote For 1	1,773	5,248	3,475	1,773	8,723	26.24	No	5,231	3,492	1,738	26.15	No
Longmont 2A -- Vote For 1	12,314	18,906	6,592	12,314	25,498	94.53	No	18,855	6,643	12,213	94.28	No
Longmont 2B -- Vote For 1	9,173	17,430	8,257	9,173	25,687	87.15	No	17,379	8,308	9,071	86.89	No
Longmont 2C -- Vote For 1	8,924	15,753	6,829	8,924	22,582	78.77	No	15,708	6,874	8,834	78.54	No
ESTES PARK SCHOOL DISTRICT R-3 3A -- Vote For 1	140	2,454	2,314	140	4,768	12.27	No	2,445	2,323	121	12.22	No
LYONS REGIONAL LIBRARY DISTRICT 4C: -- Vote For 1	41	713	672	41	1,385	3.57	No	710	675	35	3.55	No
LYONS REGIONAL LIBRARY DISTRICT 4D: -- Vote For 1	440	914	474	440	1,388	4.57	No	911	477	434	4.56	No
LEFTHAND FIRE PROTECTION DISTRICT 5A -- Vote For 1	417	554	137	417	691	2.77	No	553	138	414	2.76	No
Rocky Mountain Fire Protection District 5B: -- Vote For 1	344	2,832	2,488	344	5,320	14.16	No	2,821	2,499	323	14.11	No
BC SUBDIVISION PAVING PUBLIC IMPROVEMENT DISTRICT 5C -- Vote For 1	1,473	6,659	5,186	1,473	11,845	33.30	No	6,635	5,210	1,426	33.18	No
BC NEDERLAND ECO PASS PUBLIC IMPROVEMENT DISTRICT 5D -- Vote For 1	149	786	637	149	1,423	3.93	No	783	640	143	3.92	No

U = Combined Discrepancy Rate
0.001987240

U=uncertainty as a % of V  
Assume worse-case and that  
all U is such to reduce M

Without uncertainty, the  
recount equation is  
M<=0.005W

With worse-case uncertainty  
the recount equation becomes  
(W-UV)-(L+UV) <= 0.005(W-  
UV)

\*In reviewing the need for an  
audit escalation, we looked at  
what the impact would be created  
if the highest difference rate were  
applied across the election  
contests and the results are shown  
in column Y.

Outcome Impact - Exclude differences determined to be attributed to voter error

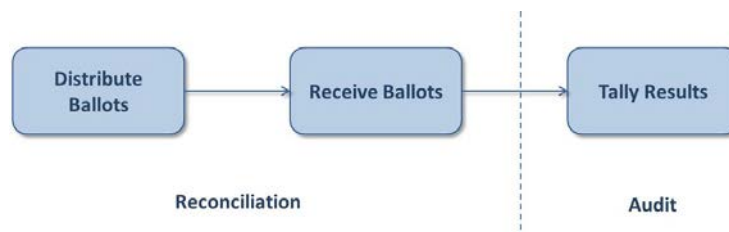
Contest	Absolute Margins	W	L	Margin W - L	V = W + L	Recount Threshold 0.005*W	Is M <= RT?	New W = W - UV	New L = L + UV	New Margin = W - L	New Recount Threshold = 0.005 * W	Is M <= RT?	U = Combined Discrepancy Rate
													0.000209183
BOULDER COUNCIL CANDIDATES -- Vote For 5	442	12,511	12,069	442	24,580	62.56	No	12,506	12,074	432	62.53	No	<div>U=uncertainty as a % of V Assume worse-case and that all U is such to reduce M</div> <div>Without uncertainty, the recount equation is M&lt;=0.005W</div> <div>With worse-case uncertainty the recount equation becomes (W-UV)-(L+UV) &lt;= 0.005(W-UV)</div> <div>*When removing voter error, we utilized the discrepancy rate for the remaining differences; a hair/dust particle that created an unintended vote and an erased pencil mark that was resolved as a vote.</div>
LAFAYETTE COUNCIL CANDIDATES -- Vote For 4	332	3,527	3,195	332	6,722	17.64	No	3,526	3,196	329	17.63	No	
LONGMONT MAYOR -- Vote For 1	4,362	14,389	10,027	4,362	24,416	71.95	No	14,384	10,032	4,352	71.92	No	
LONGMONT COUNCIL MEMBER AT LARGE -- Vote For 2	533	9,909	9,376	533	19,285	49.55	No	9,905	9,380	525	49.52	No	
LONGMONT COUNCIL MEMBER WARD 2 -- Vote For 1	927	3,921	2,994	927	6,915	19.61	No	3,920	2,995	924	19.60	No	
LOUISVILLE CITY COUNCIL PERSON WARD I -- Vote For 1 UNOPPOSED	2,008	2,008	0	2,008	2,008	10.04	No	2,008	0	2,007	10.04	No	
LOUISVILLE CITY COUNCIL PERSON WARD II -- Vote For 1	462	1,417	955	462	2,372	7.09	No	1,417	955	461	7.08	No	
LOUISVILLE CITY COUNCIL PERSON WARD III -- Vote For 1	390	1,289	899	390	2,188	6.45	No	1,289	899	389	6.44	No	
ESTES PARK R-3 SCHOOL DIRECTOR AT LARGE -- Vote For 2	49	1,326	1,277	49	2,603	6.63	No	1,325	1,278	48	6.63	No	
THOMPSON R2-J BOARD OF EDUCATION DIRECTOR DISTRICT A -- Vote For 1	968	13,167	12,199	968	25,366	65.84	No	13,162	12,204	957	65.81	No	
THOMPSON R2-J BOARD OF EDUCATION DIRECTOR DISTRICT B -- Vote For 1	204	14,919	14,715	204	29,634	74.60	No	14,913	14,721	192	74.56	No	
THOMPSON R2-J BOARD OF EDUCATION DIRECTOR DISTRICT E -- Vote For 1	1,289	15,155	13,866	1,289	29,021	75.78	No	15,149	13,872	1,277	75.74	No	
THOMPSON R2-J BOARD OF EDUCATION DIRECTOR DISTRICT F -- Vote For 1	1,443	15,249	13,806	1,443	29,055	76.25	No	15,243	13,812	1,431	76.21	No	
Amendment 66 (CONSTITUTIONAL) -- Vote For 1	401,335	889,048	487,713	401,335	1,376,761	4,445.24	No	888,760	488,001	400,759	4,443.80	No	
Proposition AA (STATUTORY) -- Vote For 1	416,504	889,788	473,284	416,504	1,363,072	4,448.94	No	889,503	473,569	415,934	4,447.51	No	
BOULDER NO. 2A -- Vote For 1	9,878	20,204	10,326	9,878	30,530	101.02	No	20,198	10,332	9,865	100.99	No	
BOULDER NO. 2B -- Vote For 1	9,964	20,151	10,187	9,964	30,338	100.76	No	20,145	10,193	9,951	100.72	No	
Boulder 2C -- Vote For 1	15,484	22,974	7,490	15,484	30,464	114.87	No	22,968	7,496	15,471	114.84	No	
Boulder 2D -- Vote For 1	12,827	21,293	8,466	12,827	29,759	106.47	No	21,287	8,472	12,815	106.43	No	
Boulder 2E -- Vote For 1	9,417	18,960	9,543	9,417	28,503	94.80	No	18,954	9,549	9,405	94.77	No	
Boulder 2F -- Vote For 1	13,957	20,757	6,800	13,957	27,557	103.79	No	20,751	6,806	13,945	103.76	No	
Boulder 2G -- Vote For 1	7,053	17,628	10,575	7,053	28,203	88.14	No	17,622	10,581	7,041	88.11	No	
Boulder 2H -- Vote For 1	16,842	23,390	6,548	16,842	29,938	116.95	No	23,384	6,554	16,829	116.92	No	
Boulder No. 310 -- Vote For 1	11,566	21,100	9,534	11,566	30,634	105.50	No	21,094	9,540	11,553	105.47	No	
Lafayette No. 2A -- Vote For 1	868	4,660	3,792	868	8,452	23.30	No	4,658	3,794	864	23.29	No	
LAFAYETTE NO. 301 -- Vote For 1	84	4,303	4,219	84	8,522	21.52	No	4,301	4,221	80	21.51	No	
Lafayette No. 300 -- Vote For 1	1,773	5,248	3,475	1,773	8,723	26.24	No	5,246	3,477	1,769	26.23	No	
Longmont 2A -- Vote For 1	12,314	18,906	6,592	12,314	25,498	94.53	No	18,901	6,597	12,303	94.50	No	
Longmont 2B -- Vote For 1	9,173	17,430	8,257	9,173	25,687	87.15	No	17,425	8,262	9,162	87.12	No	
Longmont 2C -- Vote For 1	8,924	15,753	6,829	8,924	22,582	78.77	No	15,748	6,834	8,915	78.74	No	
ESTES PARK SCHOOL DISTRICT R-3 3A -- Vote For 1	140	2,454	2,314	140	4,768	12.27	No	2,453	2,315	138	12.27	No	
LYONS REGIONAL LIBRARY DISTRICT 4C: -- Vote For 1	41	713	672	41	1,385	3.57	No	713	672	40	3.56	No	
LYONS REGIONAL LIBRARY DISTRICT 4D: -- Vote For 1	440	914	474	440	1,388	4.57	No	914	474	439	4.57	No	
LEFTHAND FIRE PROTECTION DISTRICT 5A -- Vote For 1	417	554	137	417	691	2.77	No	554	137	417	2.77	No	
Rocky Mountain Fire Protection District 5B: -- Vote For 1	344	2,832	2,488	344	5,320	14.16	No	2,831	2,489	342	14.15	No	
BC SUBDIVISION PAVING PUBLIC IMPROVEMENT DISTRICT 5C -- Vote For 1	1,473	6,659	5,186	1,473	11,845	33.30	No	6,657	5,188	1,468	33.28	No	
BC NEDERLAND ECO PASS PUBLIC IMPROVEMENT DISTRICT 5D -- Vote For 1	149	786	637	149	1,423	3.93	No	786	637	148	3.93	No	

# Boulder County 2013 Coordinated Election Reconciliation Report November 12, 2013

## Overview

The election reconciliation process is one of the steps required by Colorado state statutes and election rules in order for election results to be certified by the Canvass Board. Statute CRS 1-10-101 specifically requires reconciliation of ballots cast in order to ensure that the number of votes counted  $\leq$  number of ballots cast  $\leq$  number of eligible voters. SOS Rule 10 states that election details must be preserved, requiring tracking of issued ballots as well as voted ballots as they pass through the election processes.

This report will present both summary data regarding the overall election processes, as well as a detailed accounting of ballots on a precinct-by-precinct basis. A high-level view of the election processes can be seen below:



The reconciliation process primarily focuses on the distribution and reception of ballots, through the assignment of voter credit. Boulder County's audit, the subject of a separate process and report, is the quality assurance procedure that checks the accuracy of the machine tally results.

## Statutory Requirement

As mentioned above, Statute CRS 1-10-101 requires that the Canvass Board and reconciliation process ensure that the number of votes counted  $\leq$  number of ballots cast  $\leq$  number of eligible voters. For this election, these numbers are as follows:

<b>Votes Counted:</b>	<b>104,330</b>
<b>Ballots Cast:</b>	<b>104,995</b>
Active Voters:	201,175
Inactive Voters:	44,759
<b>Registered Electors:</b>	<b>245,934</b>

Election Rule 10.7.2 requires the reporting of the provisional ballot information below:

Provisional Ballot Summary	
Accepted:	2
Rejected, ID Req'd, Not Provided:	1
Rejected, Incomplete Registration:	1
Rejected, Not Resident	11
<b>Provisional Ballot Total:</b>	<b>15</b>

Also required by rule 10.7.2 is the following summary information of damaged and spoiled ballots:

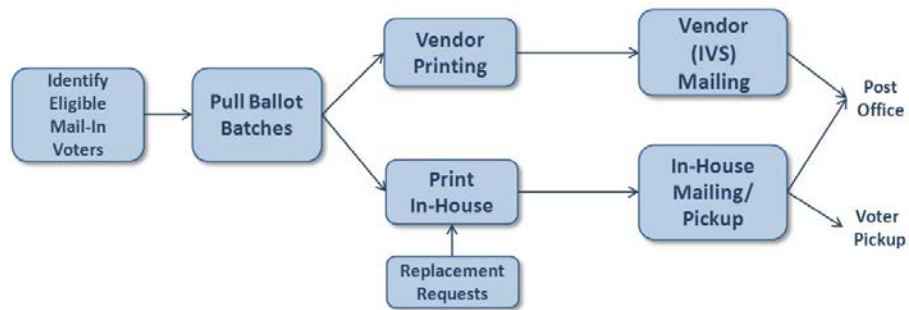
Damaged/Spoiled Ballot Summary	
Damaged (duplicated) Ballots:	55
Spoiled Ballots from VSPCs:	58

A total of 24,566 ballots were returned to the county by the USPS as undeliverable.

## Ballot Distribution

### Mail Ballots

Per Colorado House Bill 1303 which was passed in 2013, ballots are automatically sent to all eligible voters for every election. Eligible voters are the subset of voters that active, registered in the county by Election Day, reside in one of the jurisdictions on the ballot and are 18 years old or older on Election Day. The diagram below is an overview of the process of mailing ballots.



We use a print/mailing vendor for most of the Mail ballots. We provide the vendor with ballot images and addressing information some weeks before ballots are to be mailed. However, during these weeks we receive and process numerous registration changes, some of which void ballots being processed by the vendor. When possible we attempt to find and secure those voided ballots. For this election we pulled voids 3 times, securing 1,362 voided ballots and reducing the number of mail-pieces managed by the vendor. In addition, 80 ballots were pulled for the purposes of hand-delivery to Health Care Facilities (HCFs). The vendor hand-off to the Post Office reflects these numbers. Final totals show a difference of 29 more ballots reported being mailed by the vendor than expected by our counts.

Vendor Batches					
	Batch Date	Original Number in Batch	LAT Ballots	Attempted Void Pulls	Actual Voids Pulled
Batch 06	9/19	387			
Batch 08	9/19	1,239			
Batch 09	9/19	194,817	318	1,386	1,362
Batch 23	10/8	2,170			
<b>TOTAL</b>		<b>198,613</b>		<b>1,386</b>	<b>1,362</b>
Expected to be Mailed		196,933			
Vendor/USPS Mailed		196,870			
Address Rejected - Mailed by BOCO		12			
HCF Ballots - Delivered by BOCO		80			
<b>Difference</b>		<b>(29)</b>			

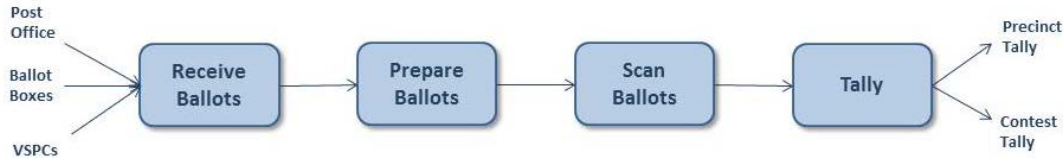
Attachment 1 provides a precinct-by-precinct accounting of ballots sent.



## Ballot Reception

Mail-in ballots are received either through the Post Office or drop-off ballot boxes from Voter Service and Polling Centers and drive-by drop-off locations. These ballots are validated by Election Workers and either accepted or rejected, depending upon the envelope signature, and recorded accordingly in SCORE. Letters are sent to the voters with a rejected signature, allowing them to come in and “cure” the envelope. Only the ballots associated with accepted envelopes proceed through the process to scanning, resolution, and tallying.

Voted paper ballots from Voter Service and Polling Center (VSPC) locations arrive in separate ballot boxes from the mail-in ballots. Because the voters were already recorded in SCORE and had their signature verified at the VSPC locations, these ballots go directly to scanning, resolution, and tallying after being counted.



Attachment 2 provides an accounting of ballots received. The left hand portion of Attachment 2 shows the ballots received in SCORE by vote method.

### Tally Accounting

Once the ballots are scanned, resolved and tallied, the number of votes counted should equal the number of accepted ballots in SCORE.

SCORE Disposition		Tally of Ballots Cast	
Accepted Mail-Ballot	101,889	Ballots Cast	104,330
Voted In-Person	2,442		
Provisional	2		
<b>Total</b>	<b>104,333</b>		

The three voter credits in SCORE which are not associated with Tally ballots scanned have been accounted for as follows:

MB: Pct 502 - 1 envelope in a batch was empty; discovered after opening and separating:	1
MB: Pct 618 - 1 voter credit given but ballot was written all over "Does not live in CO":	1
In Person: 1 voter credit more than ballots scanned:	1
<b>Total:</b>	<b>3</b>

Attachment 2 pulls together all voting methods and provides a precinct-by-precinct comparison against the ballots seen by Tally.

Ballots sent to non-resident landowner voters for special district contests are recorded in a Boulder County Landowner Ballot Management System, as SCORE does not provide this capability. The summary of ballots counted, cast, and sent is as follows:

Special District Landowner Ballots	
Ballots Counted:	687
Ballots Cast:	690
Ballots Sent:	834

The three ballots cast which were not counted were landowner ballot envelopes returned, but containing regular election ballots.

## Election Audit

The election audit confirms the ballots cast and the vote count. Randomly selected contests and randomly selected ballots are manually tallied and compared with the machine count of the same ballots. The Audit results are summarized in a separate report.

## Summary

Based on the research performed during this canvass and reported herein, it has been determined that Colorado Statute CRS 1-10-101 has been met, in that the number of votes counted  $\leq$  number of ballots cast (accepted plus rejected ballots)  $\leq$  number of eligible voters.

Votes Counted:	104,330
Ballots Cast:	104,995
Active Voters:	201,175



## Attachment 1 - Sending Ballots

Eligible Voters (EX003 - SCORE Registered Voter List)	
Precinct	Active Voters
100	1128
101	1148
102	1036
103	1044
104	1019
105	438
106	929
107	578
200	603
201	648
202	1066
203	964
204	988
205	943
206	530
207	894
208	1027
209	591
210	859
211	1034
212	992
213	1352
214	1226
300	1152
301	1304
302	1059
303	824
304	874
305	1038
306	1062
307	873
308	828
309	1087
310	1085
311	760
312	919
313	1240
314	932
315	749
316	1098
400	122
401	627
402	605
403	956
404	894
405	463
406	683
407	455
408	1125
409	1331

Sent Ballots (CE-E013 - SCORE Absentee List)					
IVS Printed	In-House Printed	Voided	Surr to Vote In Person	Total Active Ballots	Diff Eligibles & Active Ballots
1139	27	44	5	1127	1
1148	16	19	3	1148	0
1068	24	62	5	1035	1
1042	14	15	4	1045	-1
1019	15	20	5	1019	0
436	11	12	3	438	0
932	9	16	4	929	0
573	11	13	7	578	0
610	4	13	2	603	0
650	4	11	5	648	0
1067	11	22	10	1066	0
962	9	12	5	964	0
991	12	24	9	988	0
939	7	14	11	943	0
533	5	10	2	530	0
894	8	13	5	894	0
1033	11	21	4	1027	0
589	5	7	4	591	0
864	12	24	7	859	0
1034	13	20	7	1034	0
987	17	20	8	992	0
1296	81	32	7	1352	0
1220	13	18	11	1226	0
1147	21	29	13	1152	0
1302	16	26	12	1304	0
1063	15	28	9	1059	0
831	9	24	8	824	0
866	13	15	10	874	0
1026	17	19	14	1038	0
1053	17	26	18	1062	0
871	17	24	9	873	0
823	16	22	11	828	0
1088	15	32	16	1087	0
1080	15	23	12	1084	1
752	26	26	8	760	0
919	11	16	5	919	0
1235	31	38	12	1240	0
922	19	16	7	932	0
761	8	29	9	749	0
1095	18	27	12	1098	0
123	0	3	2	122	0
620	14	16	8	626	1
603	4	2	1	606	-1
949	20	21	8	956	0
896	21	27	4	894	0
460	6	5	2	463	0
682	6	10	5	683	0
452	12	12	3	455	0
1126	11	15	3	1125	0
1338	13	25	4	1330	1

## Attachment 1 - Sending Ballots

Precinct	Active Voters
410	1016
411	1528
412	1384
500	837
501	902
502	977
503	1389
504	695
505	787
506	583
507	1106
508	725
600	1398
601	1236
602	732
603	1216
604	914
605	972
606	747
607	965
608	915
609	487
610	1273
611	967
612	855
613	787
614	1253
615	758
616	1017
617	1552
618	1106
619	1290
620	1380
621	968
622	664
623	1072
624	704
625	788
626	1038
627	726
628	759
629	567
630	830
631	590
632	1129
633	796
634	748
635	815
636	1078
637	1193
638	940
639	859
640	839

IVS Printed	In-House Printed	Voided	Surr to Vote In Person	Total Active Ballots	Diff Eligibles & Active Ballots
1016	10	14	4	1016	0
1532	23	32	5	1528	0
1382	20	28	10	1384	0
833	15	21	10	837	0
905	12	24	9	902	0
972	21	21	5	977	0
1386	18	29	14	1389	0
695	15	20	5	695	0
777	16	14	8	787	0
581	7	12	7	583	0
1106	16	17	1	1106	0
727	5	19	12	725	0
1401	16	28	9	1398	0
1227	15	16	9	1235	1
736	6	15	5	732	0
1213	23	26	6	1216	0
910	10	16	10	914	0
975	12	22	7	972	0
750	6	13	4	747	0
966	9	15	5	965	0
918	10	23	10	915	0
487	4	7	3	487	0
1280	16	30	7	1273	0
979	7	28	9	967	0
854	7	15	9	855	0
786	8	13	6	787	0
1251	17	27	12	1253	0
745	13	4	4	758	0
1018	10	18	6	1016	1
1544	32	38	14	1552	0
1101	17	18	6	1106	0
1296	18	34	10	1290	0
1373	35	46	18	1380	0
970	18	30	10	968	0
664	10	15	5	664	0
1076	13	24	7	1072	0
704	14	21	7	704	0
786	13	24	13	788	0
1034	25	25	4	1038	0
715	19	12	4	726	0
761	6	13	5	759	0
569	6	17	9	567	0
831	12	18	4	829	1
579	16	11	6	590	0
1131	5	18	11	1129	0
804	5	20	7	796	0
686	68	8	2	748	0
814	5	7	3	815	0
1083	17	27	5	1078	0
1212	11	37	8	1194	-1
946	16	29	7	940	0
860	4	15	10	859	0
841	8	17	6	838	1

## Attachment 1 - Sending Ballots

Precinct	Active Voters
641	772
642	1124
643	746
644	752
645	813
646	868
647	1006
648	900
649	701
650	759
651	940
652	912
653	702
654	1257
700	908
701	525
702	313
703	454
704	331
705	608
706	181
707	565
708	665
800	871
801	508
802	707
803	936
804	1237
805	463
806	1008
807	1082
808	1597
809	997
810	1015
811	1238
812	860
813	843
814	1045
815	807
816	1093
817	822
818	1024
819	861
820	709
821	1064
822	932
823	1429
824	1017
825	581
826	804
827	878
828	702
829	818

IVS Printed	In-House Printed	Voided	Surr to Vote In Person	Total Active Ballots	Diff Eligibles & Active Ballots
774	8	12	2	772	0
1127	17	23	3	1124	0
746	7	15	8	746	0
751	10	10	1	752	0
804	15	9	3	813	0
865	17	24	10	868	0
1006	13	21	8	1006	0
902	11	20	7	900	0
707	8	18	4	701	0
744	27	17	5	759	0
943	11	17	3	940	0
915	13	20	4	912	0
705	7	12	2	702	0
1268	27	50	12	1257	0
913	14	24	5	908	0
518	11	8	4	525	0
309	6	3	1	313	0
456	6	11	3	454	0
332	5	10	4	331	0
609	7	12	4	608	0
181	0	2	2	181	0
568	8	14	3	565	0
665	9	15	6	665	0
871	10	16	6	871	0
508	7	11	4	508	0
715	25	42	10	708	-1
936	21	35	14	936	0
1243	12	27	8	1236	1
464	4	10	5	463	0
1022	22	50	14	1008	0
1070	41	37	8	1082	0
1603	40	69	25	1599	-2
1004	21	40	12	997	0
970	60	26	11	1015	0
1229	26	34	17	1238	0
825	56	35	14	860	0
843	18	30	12	843	0
1042	27	37	13	1045	0
806	26	46	21	807	0
1083	34	44	20	1093	0
823	11	17	5	822	0
1028	26	39	10	1025	-1
853	25	31	14	861	0
709	16	26	10	709	0
1048	46	49	19	1064	0
922	49	57	17	931	1
1422	40	55	22	1429	0
960	79	40	17	1016	1
574	24	26	10	582	-1
801	27	38	14	804	0
868	46	59	25	880	-2
710	26	54	20	702	0
801	39	59	37	818	0

## Attachment 1 - Sending Ballots

Precinct	Active Voters
830	786
831	880
832	348
833	821
834	1734
835	619
836	584
837	904
838	433
839	592
840	597
841	705
842	1074
843	1231
844	706
845	839
846	931
847	750
848	701
849	1380
850	667
851	1031
852	1103
853	800
854	842
855	803
856	585
857	839
858	911
859	821
860	643
861	615
862	637
863	753
864	652
865	634
866	859
867	748
868	875
869	597
870	677
871	865
872	864
873	467
874	1037
875	816
876	924
877	766
878	781
879	768
880	1139
881	659
882	662

IVS Printed	In-House Printed	Voided	Surr to Vote In Person	Total Active Ballots	Diff Eligibles & Active Ballots
769	54	70	32	785	1
851	65	61	25	880	0
340	16	15	7	348	0
839	33	73	22	821	0
1696	181	199	53	1731	3
638	40	78	18	618	1
560	47	35	11	583	1
899	58	78	24	903	1
433	13	30	17	433	0
595	10	18	5	592	0
594	9	17	11	597	0
704	19	24	6	705	0
1075	20	36	15	1074	0
1227	31	41	14	1231	0
697	21	20	8	706	0
832	20	30	17	839	0
916	54	62	22	930	1
730	50	60	30	750	0
678	34	40	29	701	0
1330	172	160	39	1381	-1
664	18	21	6	667	0
998	68	48	14	1032	-1
1121	17	54	19	1103	0
813	17	49	19	800	0
824	44	44	18	842	0
805	37	58	19	803	0
576	18	18	9	585	0
837	31	36	7	839	0
908	31	47	20	912	-1
822	16	27	10	821	0
642	16	21	6	643	0
588	29	10	8	615	0
635	17	32	17	637	0
752	12	18	7	753	0
647	16	18	7	652	0
619	24	21	12	634	0
860	11	29	17	859	0
759	22	44	11	748	0
860	29	22	8	875	0
593	15	26	15	597	0
686	30	54	14	676	1
873	28	58	22	865	0
869	40	81	36	864	0
461	14	16	8	467	0
1020	29	28	16	1037	0
807	35	58	31	815	1
907	65	63	15	924	0
739	41	33	19	766	0
776	35	52	22	781	0
768	29	53	24	768	0
1119	61	74	33	1139	0
657	16	35	19	657	2
648	26	20	8	662	0

## Attachment 1 - Sending Ballots

Precinct	Active Voters
883	764
884	943
885	610
886	771
887	980
888	821
900	477
901	642
902	257
903	1766
904	490
905	272
906	560
908	900
909	528
910	730
911	896
912	1087
913	656
914	589
915	352
916	449
917	1296
918	1100

IVS Printed	In-House Printed	Voided	Surr to Vote In Person	Total Active Ballots	Diff Eligibles & Active Ballots
776	12	34	10	764	0
922	42	50	29	943	0
611	20	25	3	609	1
769	19	31	13	770	1
967	26	21	8	980	0
825	16	29	9	821	0
483	5	18	7	477	0
648	3	11	2	642	0
256	7	8	2	257	0
1750	42	34	8	1766	0
487	11	14	6	490	0
273	2	3	1	273	-1
559	9	10	2	560	0
902	26	36	8	900	0
534	5	18	8	529	-1
730	22	32	10	730	0
898	21	35	12	896	0
1084	25	40	18	1087	0
660	5	15	6	656	0
603	53	89	22	589	0
355	16	22	3	352	0
448	5	6	2	449	0
1295	43	67	25	1296	0
1101	33	53	19	1100	0

<b>TOTAL</b>	201175
--------------	--------

200450	5003	6731	2442	201164	11
--------	------	------	------	--------	----

### Explanation of Differences

Registered in Boulder County but voted ballot from prior county (primarily students):	9
Filled out VR form at VSPC to update their registration; should have been deferred:	2
<b>Total:</b>	<b>11</b>

### Special District Landowner Ballots

Special District	Sent
NEDERLAND ECO PASS PID	186
LEFTHAND FIRE PROTECTION DISTRICT	58
SUB DIVISION PAVING DISTRICT	493
ROCKY MOUNTAIN FIRE PROTECTION DISTRICT	88
STC METRO 1	3
STC METRO 2	3
STC METRO 3	3
<b>TOTAL</b>	<b>834</b>

## Attachment 2 - Receiving Ballots

SCORE Voter Credit							Tally	Differences
Pct	Active Voters	Accepted Mail-In	Returned Rejected	Accepted In-Person	Total Ballots Accepted	Total Ballots Cast	Tally Total	Diff Total
100	1128	471	8	5	476	484	475	1
101	1148	524	4	3	527	531	527	0
102	1036	219	7	5	224	231	225	-1
103	1044	547	3	4	551	554	551	0
104	1019	480	5	5	485	490	485	0
105	438	142	1	3	145	146	145	0
106	929	475	1	4	479	480	479	0
107	578	220	1	7	227	228	227	0
200	603	367	3	2	369	372	369	0
201	648	376	1	5	381	382	381	0
202	1066	603	1	10	613	614	613	0
203	964	591	7	5	596	603	596	0
204	988	540	6	9	549	555	549	0
205	943	505	1	11	516	517	516	0
206	530	357	0	2	359	359	359	0
207	894	559	2	5	564	566	564	0
208	1027	648	3	4	652	655	652	0
209	591	400	0	4	404	404	404	0
210	859	543	1	7	550	551	550	0
211	1034	568	1	7	575	576	575	0
212	992	569	3	8	577	580	576	1
213	1352	804	2	7	811	813	812	-1
214	1226	699	3	11	710	713	710	0
300	1152	628	5	13	641	646	641	0
301	1304	539	6	12	551	557	551	0
302	1059	578	5	9	587	592	587	0
303	824	351	9	8	359	368	359	0
304	874	536	5	10	546	551	546	0
305	1038	505	2	14	519	521	519	0
306	1062	533	3	18	551	554	551	0
307	873	377	1	9	386	387	386	0
308	828	437	3	11	448	451	448	0
309	1087	627	1	16	643	644	643	0
310	1085	616	2	12	628	630	629	-1
311	760	383	4	8	391	395	391	0
312	919	592	0	5	597	597	597	0
313	1240	729	9	12	741	750	741	0
314	932	537	2	7	544	546	544	0
315	749	432	3	9	441	444	441	0
316	1098	680	6	12	692	698	692	0
400	122	84	0	2	86	86	86	0
401	627	391	0	8	399	399	399	0
402	605	397	5	1	398	403	398	0
403	956	554	3	8	562	565	562	0
404	894	573	10	4	577	587	577	0
405	463	300	1	2	302	303	302	0
406	683	401	2	5	406	408	407	-1
407	455	290	1	3	293	294	293	0
408	1125	597	8	3	600	608	600	0
409	1331	661	8	4	665	673	664	1
410	1016	646	1	4	650	651	650	0

## Attachment 2 - Receiving Ballots

Pct	Active Voters	Accepted Mail-In	Returned Rejected	Accepted In-Person	Total Ballots Accepted	Total Ballots Cast	Tally Total	Diff Total
411	1528	766	2	5	771	773	770	1
412	1384	745	6	10	755	761	755	0
500	837	431	2	10	441	443	441	0
501	902	581	2	9	590	592	590	0
502	977	636	0	5	641	641	640	1
503	1389	906	4	14	920	924	920	0
504	695	444	2	5	449	451	449	0
505	787	405	4	8	413	417	413	0
506	583	354	3	7	361	364	361	0
507	1106	694	5	1	695	700	695	0
508	725	435	5	12	447	452	447	0
600	1398	767	10	9	776	786	776	0
601	1236	723	2	9	732	734	732	0
602	732	378	1	5	383	384	383	0
603	1216	675	5	6	681	686	681	0
604	914	573	3	10	583	586	583	0
605	972	406	3	7	413	416	413	0
606	747	355	0	4	359	359	359	0
607	965	509	1	5	514	515	514	0
608	915	325	3	10	335	338	335	0
609	487	152	0	3	155	155	155	0
610	1273	521	3	7	528	531	528	0
611	967	462	1	9	471	472	471	0
612	855	474	5	9	483	488	483	0
613	787	435	0	6	441	441	441	0
614	1253	750	2	12	762	764	762	0
615	758	440	3	4	444	447	444	0
616	1017	545	7	6	551	558	551	0
617	1552	798	7	14	812	819	812	0
618	1106	600	5	6	606	611	605	1
619	1290	481	6	10	491	497	491	0
620	1380	738	5	18	756	761	756	0
621	968	552	2	10	562	564	562	0
622	664	310	1	5	315	316	315	0
623	1072	472	4	7	479	483	479	0
624	704	424	1	7	431	432	431	0
625	788	502	1	13	515	516	515	0
626	1038	641	2	4	645	647	645	0
627	726	319	1	4	323	324	323	0
628	759	454	2	5	459	461	459	0
629	567	274	1	9	283	284	283	0
630	830	402	2	4	406	408	406	0
631	590	265	2	6	271	273	271	0
632	1129	574	4	11	585	589	585	0
633	796	280	2	7	287	289	287	0
634	748	366	1	2	368	369	368	0
635	815	486	0	3	489	489	489	0
636	1078	685	2	5	690	692	690	0
637	1193	615	2	8	623	625	623	0
638	940	666	1	7	673	674	673	0
639	859	579	1	10	589	590	589	0
640	839	521	2	6	527	529	527	0
641	772	414	3	2	416	419	416	0

## Attachment 2 - Receiving Ballots

Pct	Active Voters	Accepted Mail-In	Returned Rejected	Accepted In-Person	Total Ballots Accepted	Total Ballots Cast	Tally Total	Diff Total
642	1124	575	0	3	578	578	578	0
643	746	315	0	8	323	323	323	0
644	752	285	1	1	286	287	286	0
645	813	456	0	3	459	459	459	0
646	868	486	2	10	496	498	496	0
647	1006	543	2	8	551	553	551	0
648	900	455	3	7	462	465	462	0
649	701	290	1	4	294	295	294	0
650	759	360	0	5	365	365	365	0
651	940	484	0	3	487	487	487	0
652	912	382	3	4	386	389	386	0
653	702	447	3	2	449	452	449	0
654	1257	669	3	12	681	684	681	0
700	908	588	5	5	593	598	593	0
701	525	329	1	4	333	334	333	0
702	313	174	0	1	175	175	175	0
703	454	276	1	3	279	280	279	0
704	331	180	1	4	184	185	184	0
705	608	359	3	4	363	366	363	0
706	181	108	0	2	110	110	110	0
707	565	387	3	3	390	393	390	0
708	665	388	5	6	394	399	394	0
800	871	466	6	6	472	478	472	0
801	508	293	1	4	297	298	297	0
802	707	244	2	10	254	256	254	0
803	936	392	4	14	406	410	405	1
804	1237	754	4	8	762	766	762	0
805	463	305	1	5	310	311	310	0
806	1008	509	4	14	523	527	523	0
807	1082	655	6	8	663	669	663	0
808	1597	783	3	25	808	811	807	1
809	997	605	3	12	617	620	617	0
810	1015	608	2	11	619	621	619	0
811	1238	732	2	17	749	751	750	-1
812	860	449	3	14	463	466	462	1
813	843	368	2	12	380	382	380	0
814	1045	586	4	13	599	603	599	0
815	807	276	2	21	297	299	297	0
816	1093	515	4	20	535	539	535	0
817	822	538	7	5	543	550	543	0
818	1024	610	4	10	620	624	620	0
819	861	503	6	14	517	523	517	0
820	709	428	0	10	438	438	439	-1
821	1064	502	4	19	521	525	521	0
822	932	343	0	17	360	360	360	0
823	1429	485	4	22	507	511	507	0
824	1017	515	1	17	532	533	531	1
825	581	329	2	10	339	341	339	0
826	804	443	5	14	457	462	457	0
827	878	374	0	25	399	399	398	1
828	702	237	0	20	257	257	257	0
829	818	245	1	37	282	283	282	0
830	786	160	2	32	192	194	192	0



## Attachment 2 - Receiving Ballots

Pct	Active Voters	Accepted Mail-In	Returned Rejected	Accepted In-Person	Total Ballots Accepted	Total Ballots Cast	Tally Total	Diff Total
831	880	219	4	25	244	248	244	0
832	348	115	0	7	122	122	123	-1
833	821	131	1	22	153	154	153	0
834	1734	85	9	53	138	147	138	0
835	619	46	6	18	64	70	64	0
836	584	212	1	11	223	224	222	1
837	904	164	3	24	188	191	188	0
838	433	108	0	17	125	125	125	0
839	592	386	2	5	391	393	391	0
840	597	318	2	11	329	331	329	0
841	705	436	1	6	442	443	443	-1
842	1074	654	3	15	669	672	669	0
843	1231	776	3	14	790	793	789	1
844	706	360	1	8	368	369	368	0
845	839	339	4	17	356	360	356	0
846	931	253	1	22	275	276	275	0
847	750	106	1	30	136	137	136	0
848	701	273	2	29	302	304	302	0
849	1380	104	11	39	143	154	143	0
850	667	444	4	6	450	454	450	0
851	1031	557	4	14	571	575	571	0
852	1103	499	4	19	518	522	518	0
853	800	279	0	19	298	298	298	0
854	842	304	2	18	322	324	322	0
855	803	352	3	19	371	374	371	0
856	585	298	4	9	307	311	307	0
857	839	501	8	7	508	516	507	1
858	911	565	4	20	585	589	585	0
859	821	544	2	10	554	556	554	0
860	643	424	1	6	430	431	430	0
861	615	411	1	8	419	420	419	0
862	637	406	6	17	423	429	423	0
863	753	489	1	7	496	497	495	1
864	652	409	3	7	416	419	416	0
865	634	251	3	12	263	266	263	0
866	859	436	1	17	453	454	453	0
867	748	337	4	11	348	352	349	-1
868	875	621	4	8	629	633	628	1
869	597	326	2	15	341	343	341	0
870	677	257	8	14	271	279	271	0
871	865	370	1	22	392	393	392	0
872	864	140	0	36	176	176	176	0
873	467	299	1	8	307	308	308	-1
874	1037	551	4	16	567	571	567	0
875	816	89	1	31	120	121	120	0
876	924	65	1	15	80	81	81	-1
877	766	340	5	19	359	364	359	0
878	781	279	2	22	301	303	301	0
879	768	213	3	24	237	240	237	0
880	1139	149	3	33	182	185	182	0
881	659	286	0	19	305	305	306	-1
882	662	395	3	8	403	406	404	-1
883	764	423	2	10	433	435	433	0

## Attachment 2 - Receiving Ballots

Pct	Active Voters	Accepted Mail-In	Returned Rejected	Accepted In-Person	Total Ballots Accepted	Total Ballots Cast	Tally Total	Diff Total
884	943	329	3	29	358	361	358	0
885	610	346	7	3	349	356	350	-1
886	771	499	1	13	512	513	512	0
887	980	603	1	8	611	612	611	0
888	821	572	2	9	581	583	581	0
900	477	230	5	7	237	242	237	0
901	642	304	0	2	306	306	306	0
902	257	134	2	2	136	138	137	-1
903	1766	947	8	8	955	963	954	1
904	490	250	2	6	256	258	256	0
905	272	139	4	1	140	144	141	-1
906	560	333	4	2	335	339	336	-1
908	900	500	8	8	508	516	508	0
909	528	261	3	8	269	272	268	1
910	730	380	3	10	390	393	389	1
911	896	554	7	12	566	573	566	0
912	1087	690	2	18	708	710	707	1
913	656	403	3	6	409	412	410	-1
914	589	200	0	22	222	222	222	0
915	352	160	1	3	163	164	164	-1
916	449	244	1	2	246	247	246	0
917	1296	599	5	25	624	629	624	0
918	1100	544	3	19	563	566	563	0

	201175	101889	664	2442	104331	104995	104330	1
Accepted Provisionals:					2			3
<b>Totals, Adjusted for Provisionals:</b>					<b>104333</b>		<b>104330</b>	<b>3</b>

### Explanation of Differences

MB: Pct 502 - 1 envelope in a batch was empty; discovered after opening and separating:	1
MB: Pct 618 - 1 voter credit given but ballot was written all over "Does not live in CO":	1
In Person: 1 voter credit more than ballots scanned:	1
<b>Total:</b>	<b>3</b>

### Special District Landowner Ballots

Special District	Rejected	Accepted
NEDERLAND ECO PASS PID		170
LEFTHAND FIRE PROTECTION DISTRICT		48
SUB DIVISION PAVING DISTRICT	2	420
ROCKY MOUNTAIN FIRE PROTECTION DISTRICT	1	63
STC METRO 1		3
STC METRO 2		3
STC METRO 3		3
<b>*Landowner Total Ballots Received:</b>	<b>3**</b>	<b>687</b>

\* Some landowner ballot styles contained more than 1 district.

\*\* 3 Landowner ballot envelopes returned contained regular ballot



# Office of the Clerk & Recorder

1750 33rd Street - Boulder, CO 80301 - [www.BoulderCounty.org](http://www.BoulderCounty.org)

Hillary Hall, Boulder County Clerk & Recorder

November 21, 2013

## RE: Certification of Boulder County 2013 Coordinated Election

The duly appointed members of the 2013 Coordinated Election Canvass Board for Boulder County have completed the duties required, as detailed in 8 CCR 1505-1 Rule 10.2.2 and 10.6.

And, in accordance with C.R.S. 1-10-101.5(c), we, the undersigned members of Canvass Board, do hereby certify that the number of ballots counted in the November 5 Coordinated election do not exceed the number of ballots cast in this election, as shown in the attached Statement of Vote.

We further certify that the attached Statement of Vote is a true and accurate listing of the results for the 2013 Coordinated Election held in Boulder County on Tuesday, November 5, 2013.

**Signed:**






Valeria Skitt, City Clerk of Longmont Colorado

11/21/2013

Date



Alisa Lewis, City Clerk of Boulder Colorado

11/21/2013

Date



Hillary Hall, Boulder County Clerk and Recorder

11/21/2013

Date

Motor Vehicle Division  
1750 33rd Street, Suite 100  
Boulder, CO 80301-2534  
303.413.7710

Elections Division  
1750 33rd Street, Suite 200  
Boulder, CO 80301-2546  
303.413.7740

Recording Division  
1750 33rd Street, Suite 201  
Boulder, CO 80301-2549  
303.413.7770

Longmont Branch Office  
529 Coffman Street, Suite 110  
Longmont, CO 80501-5450  
303.413.7710

Lafayette Branch Office  
1376 Miners Drive, Suite 101  
Lafayette, CO 80026  
303.413.7710