

STATE OF COLORADO
Department of State

1700 Broadway, Suite 200
Denver, CO 80290



Scott Gessler
Secretary of State

Judd Choate
Director, Elections

2014 General Election Post-Election Audit

November 6, 2014

Hillary Hall, Boulder County Clerk and Recorder

Pursuant to Section 1-7-514, C.R.S., and Election Rule 11 the attached report provides guidance for completing the post-election audit.

The following information is to be used to resolve issues that arise from the selection of devices and races by the Secretary of State's office:

If a device was identified as being available for use but did not have any votes cast on it, please indicate the status as "NO VOTES" in the field for Device Count and Manual/Hand Count.

If backup equipment was selected for the audit, contact the Secretary of State's Office.

If a voter service and polling center scanner or DRE has votes on it, but any of the races selected for audit do not appear on the device, contact the Secretary of State's Office.

If a central count scanner has votes on it, but the races selected for audit do not appear in the ballots chosen by the canvass board, then the canvass board must continue to randomly select ballots until all races can be audited.

The report must be signed by the canvass board members and the designated election official. E-mail the completed and signed report to voting.systems@sos.state.co.us no later than 5:00 p.m. on November 21st, 2014.

Please contact the following staff for additional assistance:

- Danny Casias
(303) 894-2200 ext. 6356
danny.casias@sos.state.co.us
- Jerome Lovato
(303) 894-2200 ext. 6355
jerome.lovato@sos.state.co.us

2014 General Election Post-Election Audit Boulder County

Boulder County						
Type	Make / Model	Serial #	Contest Name to Audit	Candidate	Machine Count	Manual/Hand Count
DRE	Hart / eSlate	A0ABCO	Boulder Valley School District RE-2 Ballot Issue 3A	Yes	7	7
DRE	Hart / eSlate	A0ABCO	Boulder Valley School District RE-2 Ballot Issue 3A	No	2	2
DRE	Hart / eSlate	A0ABCO	Representative To The 114th United States Congress - District 2	Jared Polis	9	9
DRE	Hart / eSlate	A0ABCO	Representative To The 114th United States Congress - District 2	George Leing	1	1
DRE	Hart / eSlate	A0A9AE	Andrew Ross Macdonald Of The 20th Judicial District	Yes	NO VOTES	NO VOTES
DRE	Hart / eSlate	A0A9AE	Andrew Ross Macdonald Of The 20th Judicial District	No	NO VOTES	NO VOTES
DRE	Hart / eSlate	A0A9AE	City Of Lafayette Ballot Issue 2A	Yes	NO VOTES	NO VOTES
DRE	Hart / eSlate	A0A9AE	City Of Lafayette Ballot Issue 2A	No	NO VOTES	NO VOTES
CCOS	Hart / Canon DR-X10C	ED301614	State Representative - District 33	Marijo Tinlin	27	27
CCOS	Hart / Canon DR-X10C	ED301614	State Representative - District 33	Dianne Primavera	24	24
CCOS	Hart / Canon DR-X10C	ED301614	State Representative - District 33	Carter Reid	3	3

BlankRow

2014 General Election Post-Election Audit Boulder County

Boulder County						
Type	Make / Model	Serial #	Contest Name to Audit	Candidate	Machine Count	Manual/Hand Count
CCOS	Hart / Canon DR-X10C	ED301614	District O Regional Transportation District Director	Elizabeth Adams	102	102
CCOS	Hart / Canon DR-X10C	ED301614	District O Regional Transportation District Director	Chuck Sisk	165	165
CCOS	Hart / Canon DR-X10C	ED301614	Boulder County Treasurer	Paul Weissmann	383	383
CCOS	Hart / Canon DR-X10C	ED301614	Terry Fox Of The Colorado Court Of Appeals	Yes	305	304
CCOS	Hart / Canon DR-X10C	ED301614	Terry Fox Of The Colorado Court Of Appeals	No	104	104
CCOS	Hart / Canon DR-X10C	ED301614	Town Of Superior Mayor	Clint Folsom	27	27
CCOS	Hart / Canon DR-X10C	ED301614	Town Of Superior Mayor	Gladys M. Forshee	14	14
CCOS	Hart / Canon DR-X10C	ED301614	Patrick Butler Of The 20th Judicial District	Yes	298	298
CCOS	Hart / Canon DR-X10C	ED301614	Patrick Butler Of The 20th Judicial District	No	108	108

BlankRow

2014 General Election Post-Election Audit Boulder County

Boulder County						
Type	Make / Model	Serial #	Contest Name to Audit	Candidate	Machine Count	Manual/Hand Count
CCOS	Hart / Canon DR-X10C	ED301614	Secretary Of State	Joe Neguse	367	367
CCOS	Hart / Canon DR-X10C	ED301614	Secretary Of State	Wayne W. Williams	163	163
CCOS	Hart / Canon DR-X10C	ED301614	Secretary Of State	Amanda Campbell	17	17
CCOS	Hart / Canon DR-X10C	ED301614	Secretary Of State	Dave Schambach	16	16
CCOS	Hart / Canon DR-X10C	ED301614	Secretary Of State	<i>Willoughby (W)</i>	0	0
CCOS	Hart / Canon DR-X10C	ED301614	Secretary Of State	<i>Kathleen Rosewater Cunningham (W)</i>	0	0
CCOS	Hart / Canon DR-X10C	ED301614	Boulder County Surveyor	Lee Stadele	379	379
CCOS	Hart / Canon DR-X10C	ED301614	Lyons Regional Library District Ballot Issue 4C	For	0	0
CCOS	Hart / Canon DR-X10C	ED301614	Lyons Regional Library District Ballot Issue 4C	Against	0	0
CCOS	Hart / Canon DR-X10C	ED301614	Brian D. Boatright Of The Colorado Supreme Court	Yes	308	308
CCOS	Hart / Canon DR-X10C	ED301614	Brian D. Boatright Of The Colorado Supreme Court	No	112	112
CCOS	Hart / Canon DR-X10C	ED301614	State Representative - District 11	Charlie Plaginos	48	48

**2014 General Election Post-Election Audit
Boulder County**

Boulder County						
Type	Make / Model	Serial #	Contest Name to Audit	Candidate	Machine Count	Manual/Hand Count
CCOS	Hart / Canon DR-X10C	ED301614	State Representative - District 11	Jonathan Singer	73	73
CCOS	Hart / Canon DR-X10C	ED301614	State Representative - District 11	Bill Gibson	9	9
CCOS	Hart / Canon DR-X10C	ED301614	City Of Boulder Ballot Question 2B	For the Measure	18	18
CCOS	Hart / Canon DR-X10C	ED301614	City Of Boulder Ballot Question 2B	Against the Measure	14	14
CCOS	Hart / Canon DR-X10C	ED301614	Boulder County Commissioner - District 3	Cindy Domenico	332	332
CCOS	Hart / Canon DR-X10C	ED301614	Boulder County Commissioner - District 3	Randy Luallin	120	120
CCOS	Hart / Canon DR-X10C	ED301614	Boulder County Commissioner - District 3	Kai Abelkis	53	53
CCOS	Hart / Canon DR-X10C	ED301614	City Of Louisville City Council Person Ward I	Chris Leh	24	24
CCOS	Hart / Canon DR-X10C	ED301614	City Of Louisville City Council Person Ward I	Cory Nickerson	26	26
CCOS	Hart / Canon DR-X10C	ED301614	City Of Louisville City Council Person Ward I	Susan Honstein	37	37

BlankRow

2014 General Election Post-Election Audit Boulder County

Boulder County						
Type	Make / Model	Serial #	Contest Name to Audit	Candidate	Machine Count	Manual/Hand Count
CCOS	Hart / Canon DR-X10C	ED301614	North Metro Fire Rescue District Ballot Issue 4A	Yes/For	7	7
CCOS	Hart / Canon DR-X10C	ED301614	North Metro Fire Rescue District Ballot Issue 4A	No/Against	1	1
CCOS	Hart / Canon DR-X10C	ED301614	Boulder County Sheriff	Joseph K. Pelle	424	424
CCOS	Hart / Canon DR-X10C	ED301614	Boulder County Sheriff	<i>Toby Fernsler - (W)</i>	2	3
CCOS	Hart / Canon DR-X10C	ED301614	United States Senator	Mark Udall	402	402
CCOS	Hart / Canon DR-X10C	ED301614	United States Senator	Cory Gardner	157	157
CCOS	Hart / Canon DR-X10C	ED301614	United States Senator	Gaylon Kent	13	13
CCOS	Hart / Canon DR-X10C	ED301614	United States Senator	Raúl Acosta	5	5
CCOS	Hart / Canon DR-X10C	ED301614	United States Senator	Bill Hammons	1	1
CCOS	Hart / Canon DR-X10C	ED301614	United States Senator	Steve Shogan	8	8
CCOS	Hart / Canon DR-X10C	ED301614	Proposition 104 (STATUTORY)	Yes/For	364	364
CCOS	Hart / Canon DR-X10C	ED301614	Proposition 104 (STATUTORY)	No/Against	187	187

2014 General Election Post-Election Audit Boulder County

Boulder County						
Type	Make / Model	Serial #	Contest Name to Audit	Candidate	Machine Count	Manual/Hand Count
CCOS	Hart / Canon DR-X10C	ED301614	Governor/Lieutenant Governor	Bob Beauprez / Jill Repella	159	159
CCOS	Hart / Canon DR-X10C	ED301614	Governor/Lieutenant Governor	John Hickenlooper / Joe Garcia	387	387
CCOS	Hart / Canon DR-X10C	ED301614	Governor/Lieutenant Governor	Harry Hempy / Scott Olson	20	20
CCOS	Hart / Canon DR-X10C	ED301614	Governor/Lieutenant Governor	Matthew Hess / Brandon Young	16	16
CCOS	Hart / Canon DR-X10C	ED301614	Governor/Lieutenant Governor	Mike Dunafon / Robin J. Roberts	5	5
CCOS	Hart / Canon DR-X10C	ED301614	Governor/Lieutenant Governor	Paul Noel Fiorino / Charles George Whitley	2	2
CCOS	Hart / Canon DR-X10C	ED301614	Governor/Lieutenant Governor	<i>Marcus Giavanni / Joshua Yballa (W)</i>	0	0
CCOS	Hart / Canon DR-X10C	ED301614	Representative To The 114th United States Congress - District 4	Vic Meyers	67	67
CCOS	Hart / Canon DR-X10C	ED301614	Representative To The 114th United States Congress - District 4	Ken Buck	58	58
CCOS	Hart / Canon DR-X10C	ED301614	Representative To The 114th United States Congress - District 4	Jess Loban	7	7
CCOS	Hart / Canon DR-X10C	ED301614	Representative To The 114th United States Congress - District 4	Grant Doherty	8	8
CCOS	Hart / Canon DR-X10C	ED301614	Sunshine Fire Protection District Ballot Issue 5A	Yes	0	0
CCOS	Hart / Canon DR-X10C	ED301614	Sunshine Fire Protection District Ballot Issue 5A	No	0	0

**2014 General Election Post-Election Audit
Boulder County**

Boulder County						
Type	Make / Model	Serial #	Contest Name to Audit	Candidate	Machine Count	Manual/Hand Count
CCOS	Hart / Canon DR-X10C	ED301614	State Treasurer	Walker Stapleton	175	175
CCOS	Hart / Canon DR-X10C	ED301614	State Treasurer	Betsy Markey	356	356
CCOS	Hart / Canon DR-X10C	ED301614	State Treasurer	David Jurist	24	24
CCOS	Hart / Canon DR-X10C	ED301614	Town Of Superior Trustee	Sandy Pennington	32	32
CCOS	Hart / Canon DR-X10C	ED301614	Town Of Superior Trustee	Rita Dozal	13	13
CCOS	Hart / Canon DR-X10C	ED301614	Town Of Superior Trustee	Anthony Stewart	18	18
CCOS	Hart / Canon DR-X10C	ED301614	Town Of Superior Trustee	Colleen Callin	14	14
CCOS	Hart / Canon DR-X10C	ED301614	Town Of Superior Trustee	Chris Hanson	25	25
CCOS	Hart / Canon DR-X10C	ED301614	David Archuleta Of The Boulder County Court	Yes	318	318
CCOS	Hart / Canon DR-X10C	ED301614	David Archuleta Of The Boulder County Court	No	98	98
CCOS	Hart / Canon DR-X10C	ED301614	City Of Longmont Ballot Issue 2A	Yes	99	99
CCOS	Hart / Canon DR-X10C	ED301614	City Of Longmont Ballot Issue 2A	No	39	39

2014 General Election Post-Election Audit Boulder County

Boulder County						
Type	Make / Model	Serial #	Contest Name to Audit	Candidate	Machine Count	Manual/Hand Count
CCOS	Hart / Canon DR-X10C	ED301614	Regent Of The University Of Colorado - Congressional District 2	Kim McGahey	98	98
CCOS	Hart / Canon DR-X10C	ED301614	Regent Of The University Of Colorado - Congressional District 2	Linda Shoemaker	281	281
CCOS	Hart / Canon DR-X10C	ED301614	Regent Of The University Of Colorado - Congressional District 2	Daniel Ong	31	31
CCOS	Hart / Canon DR-X10C	ED301614	Boulder County Clerk And Recorder	Hillary Hall	404	404
CCOS	Hart / Canon DR-X10C	ED301614	Boulder County Clerk And Recorder	Ralph "Ralphy" Shnelvar	117	116
CCOS	Hart / Canon DR-X10C	ED301614	Boulder County Coroner	Emma R. Hall	385	385
CCOS	Hart / Canon DR-X10C	ED301614	City Of Lafayette Ballot Issue 2C	Yes	24	24
CCOS	Hart / Canon DR-X10C	ED301614	City Of Lafayette Ballot Issue 2C	No	8	8
CCOS	Hart / Canon DR-X10C	ED301614	Alan M. Loeb Of The Colorado Court Of Appeals	Yes	306	306
CCOS	Hart / Canon DR-X10C	ED301614	Alan M. Loeb Of The Colorado Court Of Appeals	No	101	101

BlankRow

2014 General Election Post-Election Audit Boulder County

Boulder County						
Type	Make / Model	Serial #	Contest Name to Audit	Candidate	Machine Count	Manual/Hand Count
CCOS	Hart / Canon DR-X10C	ED301614	Attorney General	Don Quick	346	346
CCOS	Hart / Canon DR-X10C	ED301614	Attorney General	Cynthia Coffman	169	169
CCOS	Hart / Canon DR-X10C	ED301614	Attorney General	David K. Williams	35	35
CCOS	Hart / Canon DR-X10C	ED301614	Coal Creek Canyon Fire Protection District Ballot Issue 4B	Yes	0	0
CCOS	Hart / Canon DR-X10C	ED301614	Coal Creek Canyon Fire Protection District Ballot Issue 4B	No	0	0
CCOS	Hart / Canon DR-X10C	ED301614	Town Of Lyons Ballot Issue 2A	Yes	0	0
CCOS	Hart / Canon DR-X10C	ED301614	Town Of Lyons Ballot Issue 2A	No	0	0
CCOS	Hart / Canon DR-X10C	ED301614	City Of Boulder Ballot Question 2C	For the Measure	30	30
CCOS	Hart / Canon DR-X10C	ED301614	City Of Boulder Ballot Question 2C	Against the Measure	1	1
CCOS	Hart / Canon DR-X10C	ED301614	State Representative - District 12	Mike Foote	92	92

BlankRow

**2014 General Election Post-Election Audit
Boulder County**

Boulder County						
Type	Make / Model	Serial #	Contest Name to Audit	Candidate	Machine Count	Manual/Hand Count
CCOS	Hart / Canon DR-X10C	ED301614	State Representative - District 13	Michael James Hocevar	36	36
CCOS	Hart / Canon DR-X10C	ED301614	State Representative - District 13	KC Becker	101	101
CCOS	Hart / Canon DR-X10C	ED301614	Maria E. Berkenkotter Of The 20th Judicial District	Yes	313	313
CCOS	Hart / Canon DR-X10C	ED301614	Maria E. Berkenkotter Of The 20th Judicial District	No	93	93
CCOS	Hart / Canon DR-X10C	ED301614	City Of Lafayette Ballot Issue 2B	Yes	12	12
CCOS	Hart / Canon DR-X10C	ED301614	City Of Lafayette Ballot Issue 2B	No	19	19
CCOS	Hart / Canon DR-X10C	ED301614	Judith L. Labuda Of The 20th Judicial District	Yes	280	280
CCOS	Hart / Canon DR-X10C	ED301614	Judith L. Labuda Of The 20th Judicial District	No	125	125
CCOS	Hart / Canon DR-X10C	ED301614	Noel E. Blum Of The Boulder County Court	Yes	248	248
CCOS	Hart / Canon DR-X10C	ED301614	Noel E. Blum Of The Boulder County Court	No	161	161

BlankRow

2014 General Election Post-Election Audit Boulder County

Boulder County						
Type	Make / Model	Serial #	Contest Name to Audit	Candidate	Machine Count	Manual/Hand Count
CCOS	Hart / Canon DR-X10C	ED301614	City Of Lafayette Ballot Issue 2D	Yes	14	14
CCOS	Hart / Canon DR-X10C	ED301614	City Of Lafayette Ballot Issue 2D	No	18	18
CCOS	Hart / Canon DR-X10C	ED301614	State Representative - District 10	Dickey Lee Hullinghorst	83	83
CCOS	Hart / Canon DR-X10C	ED301614	Norma A. Sierra Of The Boulder County Court	Yes	307	307
CCOS	Hart / Canon DR-X10C	ED301614	Norma A. Sierra Of The Boulder County Court	No	101	101
CCOS	Hart / Canon DR-X10C	ED301614	Boulder County Assessor	Jerry M Roberts	376	376
CCOS	Hart / Canon DR-X10C	ED301614	Karolyn Moore Of The Boulder County Court	Yes	<u>241</u>	<u>240</u>
CCOS	Hart / Canon DR-X10C	ED301614	Karolyn Moore Of The Boulder County Court	No	184	184
CCOS	Hart / Canon DR-X10C	ED301614	Amendment 68 (CONSTITUTIONAL)	Yes/For	146	146
CCOS	Hart / Canon DR-X10C	ED301614	Amendment 68 (CONSTITUTIONAL)	No/Against	439	439

BlankRow

**2014 General Election Post-Election Audit
Boulder County**

Boulder County						
Type	Make / Model	Serial #	Contest Name to Audit	Candidate	Machine Count	Manual/Hand Count
CCOS	Hart / Canon DR-X10C	ED301614	Proposition 105 (STATUTORY)	Yes/For	297	297
CCOS	Hart / Canon DR-X10C	ED301614	Proposition 105 (STATUTORY)	No/Against	283	283
CCOS	Hart / Canon DR-X10C	ED301614	State Senate - District 16	Jeanne Nicholson	23	23
CCOS	Hart / Canon DR-X10C	ED301614	State Senate - District 16	Tim Neville	22	22
CCOS	Hart / Canon DR-X10C	ED301614	Boulder County Ballot Issue 1B	Yes	330	330
CCOS	Hart / Canon DR-X10C	ED301614	Boulder County Ballot Issue 1B	No	235	235
CCOS	Hart / Canon DR-X10C	ED301614	Ingrid S. Bakke Of The 20th Judicial District	Yes	314	314
CCOS	Hart / Canon DR-X10C	ED301614	Ingrid S. Bakke Of The 20th Judicial District	No	91	91
CCOS	Hart / Canon DR-X10C	ED301614	Amendment 67 (CONSTITUTIONAL)	Yes/For	111	111
CCOS	Hart / Canon DR-X10C	ED301614	Amendment 67 (CONSTITUTIONAL)	No/Against	474	474

BlankRow

**2014 General Election Post-Election Audit
Boulder County**

Boulder County						
Type	Make / Model	Serial #	Contest Name to Audit	Candidate	Machine Count	Manual/Hand Count
CCOS	Hart / Canon DR-X10C	ED301614	Monica M. Marquez Of The Colorado Supreme Court	Yes	316	316
CCOS	Hart / Canon DR-X10C	ED301614	Monica M. Marquez Of The Colorado Supreme Court	No	105	105
CCOS	Hart / Canon DR-X10C	ED301614	City Of Boulder Ballot Issue 2A	For The Issue	19	19
CCOS	Hart / Canon DR-X10C	ED301614	City Of Boulder Ballot Issue 2A	Against The Issue	14	14
CCOS	Hart / Canon DR-X10C	ED301614	Boulder County Ballot Issue 1A	Yes	347	347
CCOS	Hart / Canon DR-X10C	ED301614	Boulder County Ballot Issue 1A	No	<u>226</u>	<u>225</u>

2014 General Election Post-Election Audit Boulder County

NOTE: if there is a complaint or a discrepancy between the manual tallies of each voting device and the corresponding tallies recorded by each voting device Section 1-7-514(2)(c), C.R.S., requires the canvass board and the county clerk and recorder to promptly report to the Secretary of State a description of the audit process used, including any initial, interim, and final results of the completed audit.

Designated Election Official:



Signature

11-21-14
Date

Hillary Hall
Written Name

Canvass Board Member:



Signature

11/21/14
Date

Paul H. Geissler
Written Name

Canvass Board Member:



Signature

11/21/14
Date

JAMES BEMMERT
Written Name

Canvass Board Member:



Signature

11/21/14
Date

Dick R Murphy
Written Name

Canvass Board Member:



Signature

11/21/14
Date

PATRICIA R. FEESER
Written Name

Canvass Board Member:



Signature

11/21/2014
Date

Mary C Eberle
Written Name

Canvass Board Member:



Signature

11/21/2014
Date

Marty Neilson
Written Name

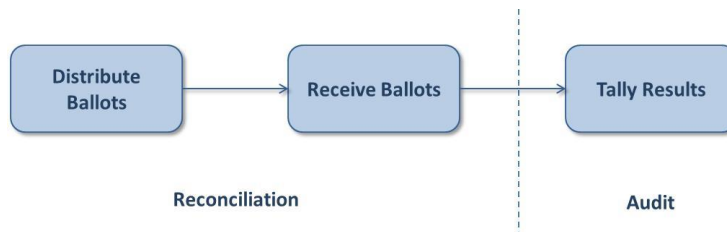
Provide additional pages and names as necessary.

Boulder County 2014 General Election Reconciliation Report November 21, 2014

Overview

The election reconciliation process is one of the steps required by Colorado state statutes and election rules in order for election results to be certified by the Canvass Board. Statute CRS 1-10-101.5 specifically requires reconciliation of ballots cast in order to ensure that the number of votes counted \leq number of ballots cast \leq number of eligible voters. SOS Rule 10 states that election details must be preserved, requiring tracking of issued ballots as well as voted ballots as they pass through the election processes.

This report will present both summary data regarding the overall election processes, as well as a detailed accounting of ballots on a precinct-by-precinct basis. A high-level view of the election processes can be seen below:



The reconciliation process primarily focuses on the distribution and reception of ballots, through the assignment of voter credit. Boulder County's audit, the subject of a separate process and report, is the quality assurance procedure that checks the accuracy of the machine tally results.

Statutory Requirement

As mentioned above, Statute CRS 1-10-101 requires that the Canvass Board and reconciliation process ensure that the number of votes counted \leq number of ballots cast \leq number of eligible voters. For this election, these numbers are as follows:

Votes Counted: 144,333
Ballots Cast: 145,759
 Active Voters: 193,393
 Inactive Voters: 59,125
Registered Electors: 252,518

Election Rule 10.4.1 (g) requires the reporting of the provisional ballot information below:

Provisional Ballot Summary	
Accepted:	1
Rejected:	4

Also required by rule 10.4.1(h) is the following summary information of damaged and spoiled ballots:

Damaged/Spoiled Ballot Summary	
Damaged (duplicated) Ballots:	134
Incomplete:	87
Spoiled Ballots from VSPCs:	147

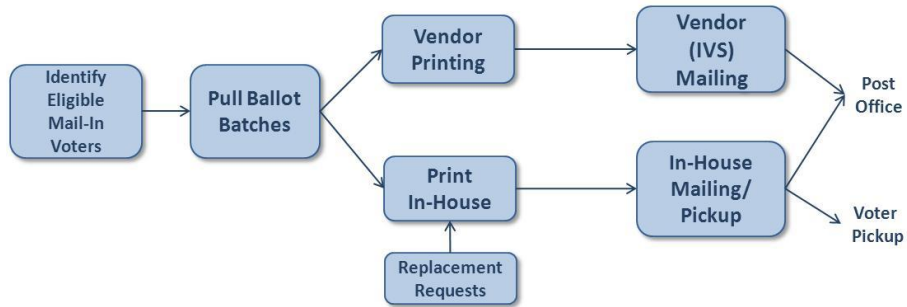
A total of 10,206 ballots were returned to the county by the USPS as undeliverable.



Ballot Distribution

Mail Ballots

Per Colorado House Bill 1303 which was passed in 2013, ballots are automatically sent to all eligible voters for every election. Eligible voters are the subset of voters that are active, registered in the county by Election Day, reside in one of the jurisdictions on the ballot and are 18 years old or older on Election Day. The diagram below is an overview of the process of mailing ballots.



We use a print/mailing vendor for most of the Mail ballots. We provide the vendor with ballot images and addressing information some weeks before ballots are to be mailed. However, during these weeks we receive and process numerous registration changes, some of which void ballots being processed by the vendor. When possible we attempt to find and secure those voided ballots. For this election we pulled voids 1 time, securing 2,905 voided ballots and reducing the number of mail-pieces managed by the vendor. In addition, 12 ballots were pulled for the purposes of hand-delivery to Health Care Facilities (HCFs), and the vendor returned 46 additional ballots that were put in the mail. The vendor hand-off to the Post Office reflects these numbers. Final totals show a difference of 5 fewer ballots reported being mailed by the vendor than expected by our counts. The discrepancy may be related to the postage calculation process for the bulk ballot mailing, which is calculated by the weight of trays delivered rather than by envelope count.

Vendor Batches

	Batch Date	Original Number in Batch	LAT Ballots	Ballots Returned from Vendor
Batch 03 - UOCAVA Mail	9/16	1,550		
Batch 04 - HCF	9/17	499		
Batch 05 - ID Required	9/18	1,919		2,963
Batch 06 - Regular	9/19	180,080	310	
Batch 29 - ID Supplemental	10/8	664		
Batch 30 - Reg Supplemental	10/8	4,777		
TOTAL		189,489		2,963
Expected to be Mailed		185,717		
UOCAVA Mailed		1,550		
Vendor/USPS Mailed		184,162		
Difference		5		

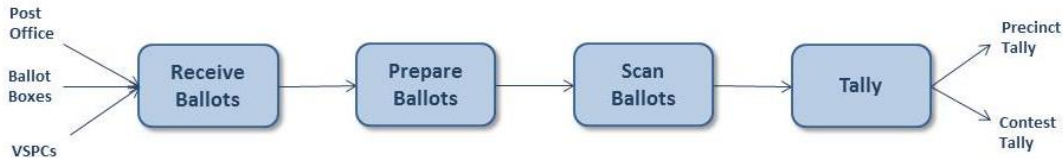
Attachment 1 provides a precinct-by-precinct accounting of ballots sent.



Ballot Reception

Mail-in ballots are received either through the Post Office or drop-off ballot boxes from Voter Service and Polling Centers and drive-by drop-off locations. These ballots are validated by Election Workers and either accepted or rejected, depending upon the envelope signature, and recorded accordingly in SCORE. Letters are sent to the voters with a rejected signature, allowing them to come in and “cure” the envelope. Only the ballots associated with accepted envelopes proceed through the process to scanning, resolution, and tallying.

Voted paper ballots from Voter Service and Polling Center (VSPC) locations arrive in separate ballot boxes from the mail-in ballots. Because the voters were already recorded in SCORE and had their signature verified at the VSPC locations, these ballots go directly to scanning, resolution, and tallying after being counted.



Attachment 2 provides an accounting of ballots received. The left hand portion of Attachment 2 shows the ballots received in SCORE by vote method.

Tally Accounting

Once the ballots are scanned, resolved and tallied, the number of votes counted should equal the number of accepted ballots in SCORE.

SCORE Disposition		Tally of Ballots Counted	
Accepted Mail-Ballot	135,904	Ballots Counted	144,333
Voted In-Person	8,429		
Provisional	1		
Total SCORE	144,334		
Landowner ballots	72		
Total	144,406		

Attachment 2 pulls together all voting methods and provides a precinct-by-precinct comparison against the ballots seen by Tally.

Ballots sent to non-resident landowner voters for special district contests are recorded in a Boulder County Landowner Ballot Management System, as SCORE does not provide this capability. The summary of ballots counted, cast, and sent is as follows:

Special District Landowner Ballots	
Ballots Counted:	72
Ballots Cast:	72
Ballots Sent:	121

Election Audit

The election audit confirms the ballots cast and the vote count. Randomly selected contests and randomly selected ballots are manually tallied and compared with the machine count of the same ballots. The Audit results are summarized in a separate report.



Summary

Based on the research performed during this canvass and reported herein, it has been determined that Colorado Statute CRS 1-10-101 has been met, in that the number of votes counted \leq number of ballots cast (accepted plus rejected ballots) \leq number of eligible voters.

Votes Counted:	144,333
Ballots Cast:	145,759
Eligible Voters:	193,393



Attachment 1 - Sending Ballots

Eligible Voters (EX003 - SCORE Registered Voter List)		
Precinct	Active	Inactive
100	1118	307
101	1122	246
102	906	892
103	1034	171
104	978	189
105	408	188
106	926	148
107	558	152
200	584	64
201	642	115
202	1030	258
203	968	104
204	958	175
205	901	186
206	523	54
207	873	172
208	1039	172
209	587	63
210	861	131
211	1039	212
212	977	231
213	1637	177
214	1195	216
300	1116	206
301	1383	292
302	1018	248
303	813	189
304	847	108
305	1014	276
306	1041	258
307	837	367
308	814	232
309	1079	194
310	1149	230
311	768	192
312	913	140
313	1236	182
314	1011	107
315	743	167
316	1120	140
400	119	6
401	649	73
402	608	65
403	925	131
404	880	120
405	472	54
406	661	88
407	428	68
408	1127	177
409	1330	207

Sent Ballots (CE-E013 - SCORE Absentee List)							Diff Eligibles & Active Ballots (Col B - Col J)
IVS Printed	In-House Printed	Voided	Registered After Mail Cut-Off	In-Person Ballots	Total Active Ballots		
1127	31	102	4	58	1118	0	
1122	16	67	5	44	1120	2	
880	50	120	12	81	903	3	
1026	25	50	2	31	1034	0	
974	17	46	0	32	977	1	
398	26	58	5	36	407	1	
905	30	47	4	34	926	0	
557	15	47	0	33	558	0	
573	12	22	1	19	583	1	
636	13	29	0	22	642	0	
1013	29	44	5	27	1030	0	
952	25	40	1	30	968	0	
943	28	43	1	29	958	0	
892	25	40	0	23	900	1	
525	12	29	0	15	523	0	
868	19	43	1	28	873	0	
1034	18	44	4	29	1041	-2	
582	18	26	2	11	587	0	
855	23	44	1	26	861	0	
1012	28	43	3	38	1038	1	
942	30	45	5	45	977	0	
1569	83	61	5	41	1637	0	
1195	22	62	6	34	1195	0	
1108	41	75	3	39	1116	0	
1349	51	73	4	52	1383	0	
1000	28	52	3	39	1018	0	
799	24	44	4	30	813	0	
836	19	33	1	24	847	0	
981	27	51	3	54	1014	0	
1031	23	56	3	40	1041	0	
804	49	62	4	41	836	1	
780	30	46	1	48	813	1	
1070	27	57	3	36	1079	0	
1108	44	54	3	46	1147	2	
739	33	42	0	37	767	1	
893	34	35	1	20	913	0	
1213	40	56	4	34	1235	1	
981	39	38	3	26	1011	0	
746	15	45	1	26	743	0	
1108	31	46	0	27	1120	0	
120	0	3	0	2	119	0	
637	28	29	2	12	650	-1	
602	14	21	1	12	608	0	
923	24	44	3	19	925	0	
870	28	40	1	21	880	0	
465	9	17	1	14	472	0	
666	15	36	1	16	662	-1	
427	7	14	0	8	428	0	
1123	24	50	2	27	1126	1	
1319	29	48	6	24	1330	0	

Attachment 1 - Sending Ballots

Precinct	Active	Inactive
410	1031	120
411	1563	264
412	1367	212
500	847	193
501	911	106
502	970	133
503	1406	148
504	697	83
505	760	154
506	567	61
507	1096	132
508	729	108
600	1379	306
601	1271	202
602	719	155
603	1201	191
604	918	128
605	950	226
606	713	213
607	902	190
608	827	313
609	471	187
610	1189	440
611	874	284
612	833	152
613	762	167
614	1224	234
615	745	140
616	1004	139
617	1572	376
618	1165	158
619	1213	527
620	1350	393
621	970	227
622	652	180
623	1032	393
624	731	211
625	759	167
626	969	212
627	707	287
628	782	126
629	532	150
630	801	257
631	562	149
632	1109	220
633	780	271
634	706	233
635	788	150
636	1065	184
637	1138	306
638	925	91
639	848	108

IVS Printed	In-House Printed	Voided	Registered After Mail Cut-Off	In-Person Ballots	Total Active Ballots	Diff Eligibles & Active Ballots (Col B - Col J)
1036	20	44	1	19	1032	-1
1544	44	61	2	34	1563	0
1352	26	46	2	33	1367	0
832	30	36	2	19	847	0
908	20	31	4	10	911	0
953	20	38	7	28	970	0
1386	39	52	2	32	1407	-1
690	24	28	0	11	697	0
747	17	32	2	26	760	0
561	14	18	3	7	567	0
1087	32	31	0	8	1096	0
720	9	22	0	22	729	0
1351	45	51	1	33	1379	0
1232	40	42	7	34	1271	0
709	18	35	1	26	719	0
1177	38	59	1	44	1201	0
913	21	31	1	14	918	0
930	35	52	2	34	949	1
710	18	30	0	15	713	0
889	12	27	2	26	902	0
811	20	37	3	30	827	0
455	17	23	1	21	471	0
1175	32	70	1	50	1188	1
858	20	35	1	30	874	0
828	11	26	3	18	834	-1
765	14	37	2	18	762	0
1216	28	58	2	36	1224	0
726	19	23	0	23	745	0
991	26	31	0	18	1004	0
1541	54	82	7	51	1571	1
1130	33	47	2	47	1165	0
1180	67	91	7	50	1213	0
1334	61	103	5	51	1348	2
944	29	30	0	27	970	0
634	20	35	2	31	652	0
1001	33	66	5	61	1034	-2
714	30	34	1	18	729	2
751	28	38	1	18	760	-1
952	27	33	2	21	969	0
684	26	33	0	28	705	2
769	12	26	1	25	781	1
519	13	17	1	16	532	0
787	23	42	1	32	801	0
558	19	28	1	12	562	0
1084	19	34	6	33	1108	1
763	23	31	2	23	780	0
706	15	26	0	11	706	0
775	21	29	2	19	788	0
1056	25	44	4	24	1065	0
1120	40	56	8	27	1139	-1
925	19	39	2	18	925	0
841	16	18	1	8	848	0

Attachment 1 - Sending Ballots

Precinct	Active	Inactive
640	818	141
641	741	197
642	1093	248
643	706	178
644	737	306
645	803	152
646	858	163
647	1004	160
648	863	283
649	674	231
650	734	193
651	932	160
652	857	373
653	693	70
654	1185	451
700	924	113
701	518	43
702	308	35
703	435	50
704	336	52
705	600	82
706	181	17
707	573	62
708	654	81
800	839	152
801	537	87
802	638	415
803	841	384
804	1211	198
805	461	77
806	997	303
807	1088	180
808	1605	437
809	987	210
810	992	171
811	1240	207
812	874	137
813	831	237
814	1020	258
815	697	476
816	998	395
817	793	128
818	987	207
819	849	204
820	704	163
821	1029	443
822	868	444
823	1483	582
824	961	352
825	561	155
826	766	292
827	778	482

IVS Printed	In-House Printed	Voided	Registered After Mail Cut-Off	In-Person Ballots	Total Active Ballots	Diff Eligibles & Active Ballots (Col B - Col J)
806	14	22	0	19	817	1
733	15	25	2	16	741	0
1080	20	39	0	32	1093	0
698	12	33	0	28	705	1
706	23	30	1	37	737	0
793	16	29	2	21	803	0
842	17	22	1	20	858	0
981	29	33	2	24	1003	1
851	26	43	3	24	861	2
645	37	32	1	23	674	0
727	15	31	0	23	734	0
922	19	28	1	19	933	-1
846	28	49	4	29	858	-1
683	15	15	0	11	694	-1
1163	43	62	5	36	1185	0
918	26	36	1	15	924	0
512	5	16	1	17	519	-1
304	4	12	2	10	308	0
431	12	22	0	15	436	-1
332	5	12	1	10	336	0
602	7	23	2	12	600	0
180	5	11	0	7	181	0
563	13	18	1	14	573	0
648	11	22	1	16	654	0
830	18	29	4	17	840	-1
513	28	25	5	16	537	0
638	23	74	3	48	638	0
850	35	88	9	35	841	0
1188	33	56	2	44	1211	0
465	12	29	0	14	462	-1
982	27	62	5	45	997	0
1089	39	79	4	34	1087	1
1565	41	83	6	78	1607	-2
968	29	62	7	45	987	0
967	33	40	2	31	993	-1
1214	65	78	2	36	1239	1
845	30	45	2	43	875	-1
813	28	38	1	26	830	1
993	46	72	8	44	1019	1
688	48	96	3	54	697	0
972	41	58	9	35	999	-1
785	24	36	1	19	793	0
971	45	63	3	31	987	0
837	38	57	2	29	849	0
689	30	41	2	23	703	1
991	42	77	8	64	1028	1
823	59	82	5	63	868	0
1392	88	132	14	122	1484	-1
936	43	62	2	41	960	1
543	26	47	2	37	561	0
749	29	53	5	36	766	0
758	38	74	9	47	778	0

Attachment 1 - Sending Ballots

Precinct	Active	Inactive
828	614	434
829	675	573
830	636	697
831	783	747
832	312	200
833	686	916
834	842	1796
835	480	581
836	536	325
837	731	780
838	407	376
839	585	125
840	552	207
841	694	160
842	1064	253
843	1209	212
844	699	223
845	831	401
846	909	679
847	615	569
848	658	312
849	857	1371
850	651	86
851	902	293
852	1036	385
853	814	395
854	874	391
855	754	371
856	562	139
857	812	155
858	890	197
859	832	106
860	640	101
861	609	117
862	644	126
863	738	132
864	621	143
865	612	282
866	804	289
867	694	337
868	858	122
869	562	180
870	662	259
871	758	477
872	683	870
873	427	98
874	965	346
875	552	773
876	589	1044
877	686	364
878	654	564
879	650	636

IVS Printed	In-House Printed	Voided	Registered After Mail Cut-Off	In-Person Ballots	Total Active Ballots	Diff Eligibles & Active Ballots (Col B - Col J)
585	39	67	6	52	615	-1
649	38	81	5	63	674	1
583	58	109	5	99	636	0
718	59	115	4	116	782	1
292	17	23	4	22	312	0
606	57	97	4	114	684	2
707	63	170	6	233	839	3
410	36	81	2	113	480	0
509	30	56	1	51	535	1
692	49	112	1	101	731	0
376	34	60	5	52	407	0
573	13	18	1	15	584	1
553	17	47	3	26	552	0
675	22	35	6	26	694	0
1045	46	64	3	34	1064	0
1201	31	57	4	31	1210	-1
688	18	33	2	24	699	0
802	43	88	4	70	831	0
857	66	134	3	116	908	1
600	51	106	5	65	615	0
646	43	78	6	41	658	0
777	58	181	2	198	854	3
641	23	26	1	12	651	0
855	51	61	1	58	904	-2
1022	39	91	2	64	1036	0
776	48	60	1	49	814	0
834	54	101	3	84	874	0
730	43	75	6	51	755	-1
544	21	38	0	36	563	-1
798	32	47	2	28	813	-1
871	34	50	1	34	890	0
828	34	55	0	24	831	1
632	22	32	2	17	641	-1
613	18	35	0	13	609	0
633	22	35	1	23	644	0
726	28	37	1	20	738	0
620	17	28	1	12	622	-1
573	29	48	5	53	612	0
793	26	59	0	44	804	0
657	40	66	4	60	695	-1
836	26	25	1	19	857	1
546	29	50	0	37	562	0
662	24	76	2	50	662	0
738	46	100	1	73	758	0
635	55	109	8	95	684	-1
419	18	16	0	5	426	1
949	43	66	1	37	964	1
513	33	84	6	84	552	0
534	61	111	3	104	591	-2
666	22	52	5	45	686	0
614	43	68	1	64	654	0
601	55	81	2	73	650	0

Attachment 1 - Sending Ballots

Precinct	Active	Inactive
880	846	1248
881	611	348
882	627	196
883	755	289
884	868	570
885	586	168
886	763	141
887	947	175
888	817	111
900	490	91
901	595	168
902	268	52
903	1713	543
904	480	84
905	268	37
906	564	72
908	899	158
909	516	138
910	749	132
911	881	165
912	1070	160
913	662	106
914	533	139
915	339	82
916	443	91
917	1216	221
918	1068	211

IVS Printed	In-House Printed	Voided	Registered After Mail Cut-Off	In-Person Ballots	Total Active Ballots	Diff Eligibles & Active Ballots (Col B - Col J)
762	66	126	6	139	847	-1
581	40	50	4	35	610	1
618	26	36	2	17	627	0
718	43	47	4	36	754	1
836	42	73	5	58	868	0
564	27	33	4	24	586	0
769	31	57	0	21	764	-1
944	24	52	4	27	947	0
813	20	37	0	21	817	0
470	23	32	2	27	490	0
591	10	28	2	20	595	0
256	9	14	1	16	268	0
1684	51	137	4	111	1713	0
485	18	34	0	11	480	0
265	8	13	0	8	268	0
561	17	35	0	23	566	-2
893	21	43	4	24	899	0
507	16	31	1	23	516	0
730	32	39	0	26	749	0
875	21	41	2	24	881	0
1050	28	44	6	30	1070	0
656	18	40	2	26	662	0
511	20	31	0	33	533	0
339	7	15	0	9	340	-1
433	13	19	2	14	443	0
1205	40	60	4	27	1216	0
1042	37	42	6	24	1067	1

TOTAL	193393	59125
--------------	--------	-------

189179	6777	11613	603	8429	193375	18
--------	------	-------	-----	------	--------	----

Explanation of Differences

Voted another county ballot lives in Boulder now:	21
Attempted to vote in-person, then spoiled the ballot/fled:	3
Data entry after Election Day:	9
Voted Boulder County ballot but then moved to another county:	-15
Total:	18

Attachment 2 - Receiving Ballots

SCORE Voter Credit							Tally	Differences
Pct	Eligible Voters	Accepted Mail-In	Accepted In-Person	Total Vote Credit	Rejected Mail-In	Total Ballots Cast	Tally Total	Diff Total
100	1118	766	58	824	14	838	827	-3
101	1122	798	44	842	8	850	842	0
102	906	406	81	487	7	494	488	-1
103	1034	783	31	814	12	826	814	0
104	978	698	32	730	11	741	730	0
105	408	244	36	280	4	284	280	0
106	926	699	34	733	6	739	733	0
107	558	337	33	370	4	374	370	0
200	584	451	19	470	6	476	470	0
201	642	489	22	511	6	517	511	0
202	1030	743	27	770	11	781	769	1
203	968	769	30	799	10	809	799	0
204	958	718	29	747	10	757	747	0
205	901	703	23	726	7	733	726	0
206	523	424	15	439	2	441	439	0
207	873	701	28	729	6	735	729	0
208	1039	824	29	853	8	861	853	0
209	587	495	11	506	4	510	506	0
210	861	677	26	703	5	708	702	1
211	1039	760	38	798	7	805	798	0
212	977	726	45	771	6	777	771	0
213	1637	1256	41	1297	10	1307	1297	0
214	1195	953	34	987	6	993	988	-1
300	1116	804	39	843	6	849	842	1
301	1383	868	52	920	6	926	921	-1
302	1018	729	39	768	5	773	768	0
303	813	523	30	553	5	558	553	0
304	847	641	24	665	8	673	666	-1
305	1014	705	54	759	0	759	759	0
306	1041	742	40	782	4	786	782	0
307	837	504	41	545	4	549	545	0
308	814	550	48	598	9	607	598	0
309	1079	794	36	830	6	836	830	0
310	1149	821	46	867	9	876	867	0
311	768	566	37	603	4	607	603	0
312	913	726	20	746	5	751	746	0
313	1236	962	34	996	8	1004	995	1
314	1011	812	26	838	9	847	838	0
315	743	561	26	587	2	589	587	0
316	1120	893	27	920	4	924	920	0
400	119	97	2	99	2	101	99	0
401	649	492	12	504	3	507	504	0
402	608	502	12	514	4	518	514	0
403	925	726	19	745	8	753	745	0
404	880	708	21	729	7	736	729	0
405	472	376	14	390	2	392	391	-1
406	661	516	16	532	10	542	532	0
407	428	346	8	354	3	357	354	0
408	1127	800	27	827	2	829	827	0
409	1330	952	24	976	6	982	976	0
410	1031	811	19	830	6	836	830	0

Attachment 2 - Receiving Ballots

Pct	Eligible Voters	Accepted Mail-In	Accepted In-Person	Total Vote Credit	Rejected Mail-In	Total Ballots Cast	Tally Total	Diff Total
411	1563	1140	34	1174	12	1186	1174	0
412	1367	1054	33	1087	13	1100	1087	0
500	847	634	19	653	10	663	653	0
501	911	723	10	733	6	739	732	1
502	970	758	28	786	5	791	786	0
503	1406	1158	32	1190	6	1196	1190	0
504	697	545	11	556	8	564	556	0
505	760	560	26	586	3	589	586	0
506	567	445	7	452	7	459	452	0
507	1096	863	8	871	5	876	871	0
508	729	570	22	592	6	598	592	0
600	1379	1046	33	1079	4	1083	1079	0
601	1271	918	34	952	5	957	952	0
602	719	525	26	551	7	558	551	0
603	1201	878	44	922	6	928	923	-1
604	918	701	14	715	3	718	715	0
605	950	616	34	650	9	659	651	-1
606	713	488	15	503	7	510	503	0
607	902	638	26	664	6	670	664	0
608	827	460	30	490	7	497	491	-1
609	471	243	21	264	4	268	264	0
610	1189	726	50	776	6	782	776	0
611	874	611	30	641	5	646	641	0
612	833	611	18	629	4	633	629	0
613	762	550	18	568	8	576	567	1
614	1224	933	36	969	10	979	969	0
615	745	566	23	589	3	592	589	0
616	1004	776	18	794	2	796	794	0
617	1572	1125	51	1176	12	1188	1175	1
618	1165	853	47	900	7	907	900	0
619	1213	709	50	759	9	768	759	0
620	1350	935	51	986	4	990	986	0
621	970	712	27	739	4	743	739	0
622	652	429	31	460	2	462	460	0
623	1032	667	61	728	6	734	728	0
624	731	562	18	580	3	583	580	0
625	759	608	18	626	5	631	626	0
626	969	751	21	772	4	776	771	1
627	707	438	28	466	2	468	467	-1
628	782	568	25	593	3	596	593	0
629	532	356	16	372	1	373	372	0
630	801	510	32	542	5	547	542	0
631	562	346	12	358	2	360	358	0
632	1109	786	33	819	8	827	819	0
633	780	410	23	433	3	436	433	0
634	706	489	11	500	8	508	500	0
635	788	590	19	609	3	612	609	0
636	1065	821	24	845	3	848	845	0
637	1138	778	27	805	5	810	805	0
638	925	781	18	799	4	803	799	0
639	848	688	8	696	7	703	695	1
640	818	602	19	621	2	623	621	0
641	741	531	16	547	3	550	546	1

Attachment 2 - Receiving Ballots

Pct	Eligible Voters	Accepted Mail-In	Accepted In-Person	Total Vote Credit	Rejected Mail-In	Total Ballots Cast	Tally Total	Diff Total
642	1093	732	32	764	2	766	764	0
643	706	432	28	460	5	465	460	0
644	737	402	37	439	4	443	439	0
645	803	573	21	594	7	601	593	1
646	858	641	20	661	6	667	661	0
647	1004	752	24	776	8	784	776	0
648	863	568	24	592	2	594	593	-1
649	674	404	23	427	2	429	427	0
650	734	461	23	484	5	489	484	0
651	932	636	19	655	7	662	655	0
652	857	549	29	578	5	583	579	-1
653	693	556	11	567	3	570	567	0
654	1185	855	36	891	2	893	892	-1
700	924	731	15	746	8	754	746	0
701	518	403	17	420	6	426	420	0
702	308	228	10	238	2	240	238	0
703	435	345	15	360	1	361	359	1
704	336	251	10	261	4	265	261	0
705	600	478	12	490	4	494	490	0
706	181	140	7	147	0	147	147	0
707	573	473	14	487	2	489	487	0
708	654	506	16	522	4	526	522	0
800	839	639	17	656	6	662	656	0
801	537	404	16	420	3	423	420	0
802	638	383	48	431	4	435	430	1
803	841	555	35	590	6	596	591	-1
804	1211	940	44	984	8	992	984	0
805	461	357	14	371	3	374	370	1
806	997	697	45	742	6	748	742	0
807	1088	816	34	850	17	867	850	0
808	1605	1131	78	1209	11	1220	1210	-1
809	987	761	45	806	9	815	807	-1
810	992	759	31	790	8	798	790	0
811	1240	986	36	1022	6	1028	1020	2
812	874	649	43	692	6	698	692	0
813	831	523	26	549	2	551	549	0
814	1020	729	44	773	9	782	773	0
815	697	406	54	460	10	470	461	-1
816	998	703	35	738	14	752	738	0
817	793	625	19	644	5	649	644	0
818	987	789	31	820	8	828	820	0
819	849	632	29	661	8	669	660	1
820	704	541	23	564	5	569	564	0
821	1029	699	64	763	12	775	763	0
822	868	532	63	595	4	599	595	0
823	1483	841	122	963	15	978	962	1
824	961	683	41	724	7	731	723	1
825	561	406	37	443	5	448	443	0
826	766	557	36	593	13	606	593	0
827	778	542	47	589	5	594	589	0
828	614	354	52	406	4	410	406	0
829	675	381	63	444	5	449	444	0
830	636	276	99	375	7	382	373	2

Attachment 2 - Receiving Ballots

Pct	Eligible Voters	Accepted Mail-In	Accepted In-Person	Total Vote Credit	Rejected Mail-In	Total Ballots Cast	Tally Total	Diff Total
831	783	381	116	497	5	502	497	0
832	312	188	22	210	5	215	210	0
833	686	261	114	375	10	385	376	-1
834	842	137	233	370	32	402	370	0
835	480	137	113	250	9	259	251	-1
836	536	300	51	351	6	357	350	1
837	731	298	101	399	9	408	400	-1
838	407	181	52	233	5	238	233	0
839	585	462	15	477	3	480	477	0
840	552	400	26	426	8	434	426	0
841	694	547	26	573	5	578	573	0
842	1064	837	34	871	6	877	871	0
843	1209	964	31	995	9	1004	994	1
844	699	491	24	515	2	517	515	0
845	831	508	70	578	10	588	575	3
846	909	450	116	566	3	569	568	-2
847	615	218	65	283	8	291	285	-2
848	658	386	41	427	8	435	427	0
849	857	140	198	338	20	358	338	0
850	651	528	12	540	6	546	540	0
851	902	637	58	695	7	702	696	-1
852	1036	720	64	784	9	793	785	-1
853	814	537	49	586	8	594	586	0
854	874	503	84	587	5	592	587	0
855	754	492	51	543	5	548	543	0
856	562	392	36	428	5	433	427	1
857	812	617	28	645	5	650	645	0
858	890	706	34	740	7	747	740	0
859	832	671	24	695	8	703	695	0
860	640	503	17	520	6	526	520	0
861	609	477	13	490	4	494	490	0
862	644	514	23	537	4	541	537	0
863	738	578	20	598	8	606	598	0
864	621	501	12	513	3	516	513	0
865	612	370	53	423	5	428	423	0
866	804	555	44	599	6	605	599	0
867	694	449	60	509	4	513	509	0
868	858	708	19	727	8	735	728	-1
869	562	413	37	450	6	456	450	0
870	662	374	50	424	5	429	423	1
871	758	478	73	551	9	560	550	1
872	683	241	95	336	10	346	336	0
873	427	351	5	356	3	359	356	0
874	965	691	37	728	10	738	728	0
875	552	160	84	244	8	252	245	-1
876	589	132	104	236	7	243	236	0
877	686	427	45	472	6	478	472	0
878	654	372	64	436	14	450	436	0
879	650	346	73	419	9	428	419	0
880	846	240	139	379	7	386	380	-1
881	611	406	35	441	4	445	441	0
882	627	479	17	496	9	505	496	0
883	755	553	36	589	4	593	588	1

Attachment 2 - Receiving Ballots

Pct	Eligible Voters	Accepted Mail-In	Accepted In-Person	Total Vote Credit	Rejected Mail-In	Total Ballots Cast	Tally Total	Diff Total
884	868	499	58	557	2	559	557	0
885	586	445	24	469	2	471	469	0
886	763	601	21	622	5	627	622	0
887	947	739	27	766	8	774	766	0
888	817	696	21	717	5	722	717	0
900	490	361	27	388	4	392	388	0
901	595	420	20	440	3	443	440	0
902	268	177	16	193	4	197	193	0
903	1713	1135	111	1246	13	1259	1245	1
904	480	352	11	363	2	365	363	0
905	268	202	8	210	0	210	210	0
906	564	432	23	455	0	455	455	0
908	899	665	24	689	5	694	689	0
909	516	367	23	390	2	392	390	0
910	749	562	26	588	8	596	589	-1
911	881	701	24	725	7	732	725	0
912	1070	811	30	841	3	844	841	0
913	662	518	26	544	3	547	544	0
914	533	379	33	412	7	419	411	1
915	339	236	9	245	1	246	245	0
916	443	324	14	338	1	339	338	0
917	1216	917	27	944	11	955	944	0
918	1068	818	24	842	14	856	842	0

193,393	135,904	8,429	144,333	1,426	145,759	144,333	0
Accepted Provisionals:			1				
Adjusted Totals:			144,334			144,333	1

Explanation of Differences

VSPC ballots scanned greater than vote credit (Election Day):	
- 1 logged as fleeing voter believed to have voted	
- 1 Wonderland ballot tallied unable to tie to voter credit	-2
Two front-sheet ballots labeled as mis-match:	1
One-sheet ballot style in two-sheet batch labeled as orphan:	1
One hand-processed envelope not transferred to scanning:	1
Total:	1

Non-Resident Special District Landowner Ballots

Special District	Accepted
Coal Creek Canyon Fire Protection District	61
North Metro Fire Rescue District	0
Sunshine Canyon Fire Protection District	11
	72



STATE OF COLORADO

)

) SS.

CERTIFICATION OF ELECTION


BOULDER COUNTY

I, Hillary Hall, the Boulder County Clerk and Recorder, do hereby certify the Official Abstract of Votes Cast attached herein for the 2014 General Election held in Boulder County on the 4th of November, 2014


We the undersigned Canvass Board for the 2014 General Election, do hereby certify that:

- We have reviewed the Post-Election Manual Random Audit
- We have reviewed all ballot forms and ballot logs associated with this election
- We have compared the number of ballots counted to the number of ballots cast
- We have reviewed and do hereby certify the results in the Official Abstract of Votes Cast

Witness our hands and seal this 21st day of November, 2014.



 Hillary Hall, County Clerk and Recorder




 Paul Geissler, Democratic Party
 Canvass Board Member

 Mary Eberle, American Constitution Party
 Canvass Board Member

 Marty Neilson, Republican Party
 Canvass Board

 James Remmert, American Constitution Party
 Canvass Board Member

 Dick Murphy, Republican Party
 Canvass Board



 Patricia Feeser, Democratic Party
 Canvass Board Member

November 21, 2014

Mr. Scott Gessler
Secretary of State
Colorado Department of State
1700 Broadway
Denver, Colorado 80290

Dear Secretary Gessler:

The undersigned have been appointed by the county chairpersons of our respective political parties and represent a majority of the members of the Boulder County Canvass Board for the 2014 General Election.

The County Clerk and Recorder of Boulder County has represented to us that the number of ballots counted in the 2014 General Election was 144,333 and that the number of ballots cast in that election was 145,759. Based solely on these representations, we can certify that the number of ballots counted in that election does not exceed the number of ballots cast in that election.

The County Clerk and Recorder of Boulder County has further represented to us the number of ballots cast and number of electors in each precinct of Boulder County during the 2014 General Election. Based solely on these representations, we can certify that the number of ballots cast in each precinct of Boulder County does not exceed the number of registered electors in each such precinct.

However, based on the limited information provided to us by the Boulder County Clerk and Recorder, we cannot confirm the accuracy of the number of votes counted, or the number of ballots cast, in Boulder County during the 2014 General Election. Further, we cannot confirm the accuracy of the number of ballots cast in each precinct of Boulder County nor the accuracy of the number of registered electors in each precinct during the 2014 General Election. Therefore, we cannot certify the Abstract of Votes Cast.

The gross count of "all eligible electors, all voters, all cast ballots, and all counted ballots" described above does not provide the transparency required for canvassing the election. For example, the gross number of eligible electors is useful for statewide contests, but not all contests are statewide and not all electors are eligible to vote in all contests.

The files and records provided to the board by the Clerk and Recorder contain some of the data that would be needed to complete a canvass, but there is insufficient time for the board to have the data transcribed from the various reports into an electronic format for evaluation.

In this and in previous elections, the canvass board has requested specific data be timely made available to the board in standard file types (EXCEL, CSV, ACCESS). Our requests have not as yet been fulfilled. We cannot even assure the public that the internal workings of the Hart Intercivic vote-counting system operated correctly during the election, because the audit performed took place on rescanned ballots. No data from the actual election was audited, unlike the process in Boulder County's famous risk-limiting audit. The risk-limiting audit would have increased our confidence in the machined parts of the election, but only the basic audit of rescanned ballots was performed by Boulder County in this election.

In addition, beyond the purely numerical data created during the 2014 General Election in Boulder County, we are aware of underlying fundamental problems that exist and cause us to have no confidence that the numbers of "voters who voted" (Rule 10.3.2(a)(3)) by mail are actually eligible in their jurisdiction. The reason is simple: The signature verification process is bogus, as shown by two facts:

- (1) In the early days of the mail ballot reception, the election judges were improperly appointed, yet they accepted signatures on a material number of ballots.
- (2) Throughout the election, the watchers were prevented by the fast signature analysis imposed by the Clerk and Recorder from exercising their rights (C.R.S. 1-7-108) to "witness and verify," to "challenge ineligible electors" (by virtue of a mismatched signature according to the Secretary of State's signature-matching codes), and to "assist in the correction of discrepancies."


Thus the checks and balances envisioned in statute and rule have been largely absent.

Finally, Rule 10.1.3(a) requires a reconciliation in the polling location of ballots and voters who voted and subsequent parts to Rule 10.1.3 require other reconciliation steps in the polling location, presumably under the eyes of watchers. That process was deferred by Boulder County until ballots arrived at the central counting place. There is no chain of custody for those ballots for significant periods, and their provenance cannot be guaranteed.


It is incumbent on the Canvass Board to address voter eligibility where failures involving obstructed watchers and improperly appointed judges make the eligibility requirement's fulfilment uncertain at best. We raise this issue because the watchers' and election judges' function that was supposed to be carried out was thwarted by Boulder County's policies and actions, as detailed above.

Our duty to the electorate cannot be met by November 21st, so we are duty bound to not certify this election.


Respectfully submitted,




Mary C. Eberle
American Constitution Party
Boulder County Canvass Board Member



Dick R. Murphy
Republican Party
Boulder County Canvass Board Member



Marty Neilson
Republican Party
Boulder County Canvass Board Member



James Remmert
American Constitution Party
Boulder County Canvass Board Member

Estimation of Error Rate and Risks for the Boulder County 2014 General Election

Paul H. Geissler, Ph.D.
Member of the Boulder County 2014 Canvass Board
PaulGeisslerCo@gmail.com
November 19, 2014

Summary

We are not using a risk-limited audit, but we can estimate the error rate and the risks. The risk is the probability that a full, hand tally would disagree with reported outcome (Linderman and Stark, 2012). Our procedure differs from a risk-limited audit, because there is no provision for auditing a larger sample (up to a full hand recount), if we cannot demonstrate that the risk is below the specified limit. However, in this case, the consequence of not using a risk-limited audit is that we audited more ballots than was necessary.

I am 95% confident that the error rate, estimated from the audit, is less than 0.0003304016 (three hundredths of one percent), compared the result that would be obtained from a complete hand recount. I also estimated the one-tail upper 95% confidence bounds on the number of erroneous votes in each contest in Boulder County, excluding contests with more than one winner. A one-tailed bound is used, because we are not concerned if the error rate is too small. If that bound is larger than the margin between the winner and his/her closest competitor, then we must question the election result, assuming the worst case that all the errors should have been counted for the loser. Fortunately, it was never even close, so we can have confidence in the election results are the same as would result from a full hand count, based on the audit. There are, of course, other issues that would not be revealed by a full hand count.

Methods

The Secretary of State specified the scanner and contests to be audited. The Canvass Board selected 24 batches of 25 ballots to be audited and observed the hand count of the selected ballots. The selected ballots were scanned again and the counts compared with the hand counts. The counts were provided by the Clerk as a spreadsheet. The first task is to reorganize the data into a form appropriate for the analysis. I used the R statistical system (R Core Team, 2014).

```
# Canvass Board Audit
```

```
# Remove blank columns from spreadsheet and save two worksheets as tab  
delimited text files.
```

```
# Using notepad remove header rows and blank rows at bottom.
```

```
setwd("C:/1BCDP/CanvassBoard/2014/Analysis")
```

```

library(reshape)
auditIn <- read.table("C:/1BCDP/CanvassBoard/2014/Analysis/audit1-12.txt",
header=FALSE, sep="\t", na.strings="NA",
  dec=".", strip.white=TRUE,as.is=TRUE)
icol=1
for (ibatch in 1:12) {
  d=auditIn[,c(1,icol+1,icol+2,icol+3)]
  icol=icol+3
  names(d)=c("contest", "hand", "machine", "difference")
  d$batch=ibatch
  if (ibatch==1) {audit=d} else {audit=rbind(audit,d)}
}

auditIn <- read.table("C:/1BCDP/CanvassBoard/2014/Analysis/audit13-24.txt",
header=FALSE, sep="\t", na.strings="NA",
  dec=".", strip.white=TRUE,as.is=TRUE)
icol=1
for (ibatch in 13:24) {
  d=auditIn[,c(1,icol+1,icol+2,icol+3)]
  icol=icol+3
  names(d)=c("contest", "hand", "machine", "difference")
  d$batch=ibatch
  if (ibatch==1) {audit=d} else {audit=rbind(audit,d)}
}

# compute total hand count vote (excluding undervote and overvote) and number
of error for each batch and contest
ncontest=28
nbatch=24
nrow=nbatch*ncontest
acontest=character(nrow)
avote=numeric(nrow)
aerror=numeric(nrow)
abatch=numeric(nrow)
vote=0
irow=0
n=length(audit$hand)
for (i in 1:n) {
  if (is.na(audit$hand[i])) {
    if(vote>0) {
      irow=irow+1
      acontest[irow]=contest
      abatch[irow]=batch
      avote[irow]=vote
      aerror[irow]=error/2
    }
  }
  contest=audit$contest[i]
  batch=audit$batch[i]
  vote=0
  error=0
}

```

```

}else {
  s=audit$contest[i]
  if (s!="Overvote" & s!="Undervote") { vote=vote+audit$hand[i] }
  error=error+abs(audit$dif[i])
}
}
result=data.frame(batch=abatch,contest=acontest,vote=avote,error=aerror)
write.table(result, "C:/1BCDP/CanvassBoard/2014/Analysis/result.txt",
sep="\t", col.names=TRUE, row.names=FALSE,
quote=FALSE, na="NA")

```

The output was a table (result.xlsx) like:

batch	contest	vote	error
1	United States Senator	23	0
1	Governor/Lieutenant Governor	25	0

The next step was to estimate the error rate (equal to the probability of error) using logistic regression (Maindonald and Braum, 2010, page 247), which analyzes the logit, the logarithm of the odds ratio $[p / (1-p)]$, where p is the probability of an error] using the binomial distribution, not the normal distribution. A one-tailed confidence bound is used, because we are not concerned if the error rate is too small.

```

# Logistic regression fitting only the mean/intercept
# see Maindonald & Braun, 2010, Data Analysis and Graphics Using R - an
# Example-Based Approach, Cambridge, page 247
m1=glm(cbind(error,vote-error)~1,family="binomial",weights=vote,data=result)
summary(m1)

##
## Call:
## glm(formula = cbind(error, vote - error) ~ 1, family = "binomial",
##      data = result, weights = vote)
##
## Deviance Residuals:
##      Min       1Q   Median       3Q      Max
## -1.088  -0.544  -0.449  -0.378  13.911
##
## Coefficients:
##              Estimate Std. Error z value Pr(>|z|)
## (Intercept)  -8.182      0.104   -78.5   <2e-16 ***
## ---
## Signif. codes:  0 '***' 0.001 '**' 0.01 '*' 0.05 '.' 0.1 ' ' 1
##
## (Dispersion parameter for binomial family taken to be 1)
##
##      Null deviance: 972.67  on 836  degrees of freedom
## Residual deviance: 972.67  on 836  degrees of freedom
## AIC: 1154

```

```

##
## Number of Fisher Scoring iterations: 9
# the Loget is estimated: Log(prob/(1-prob))
loget2prob=function(est) {
  odds=exp(est)
  prob=odds/(1+odds)
  return(prob)
}
loget2prob(coef(m1)) # estimated error rate

## (Intercept)
## 0.0002797

loget2prob(confint(m1,level=0.90)) # 95% one-tail confidence interval for
error rate

## Waiting for profiling to be done...

##          5 %          95 %
## 0.0002344184 0.0003304016

```

I also estimated the upper 95% confidence bound on the number of erroneous votes for each contest by multiplying the upper bound on the error rate (0.0003304016) by the number of votes for the top two competitors. The number of votes is known without sampling error, so there is no variance associated with it.

Results

I am 95% confident that the error rate, estimated from the audit, is less than 0.0003304016 (three hundredths of one percent), compared the result that would be obtained from a complete hand recount. I also estimated the upper one-tail 95% confidence bound on the number of erroneous votes in each contest in Boulder County, excluding contests with more than one winner (Table 1). If that bound is larger than the margin of victory between the winner and his/her closest competitor, then we must question the election result, assuming the worst case that all the errors should have been counted for the loser. Fortunately, it was never even close, so we can have confidence in the election results are the same as would result from a full hand count, based on the audit. There are, of course, other issues that would not be revealed by a full hand count.

Table 1. Margin of Victory for 2014 Boulder County Election Contests and 95% Upper, One-Tailed Confidence Bounds On Numbers Of Errors, Based On the Audit Of 24 Batches Of 25 Ballots. One tail was used because we are not concerned if the error rate is too small. Assuming the worst case that all errors are counted for the loser, we would be concerned that a complete, hand recount would give a different result than the one reported , if the error bound is greater than the margin of victory.

Contest	Boulder County		margin	95% confidence error bound
	vote1	vote2		
United States Senator	97,577	38,919	58,658	45
Representative To The 114th United States Congress - District 2	77,557	25,423	52,134	34
Representative To The 114th United States Congress - District 4	17,821	15,845	1,976	11
Governor/Lieutenant Governor	36,856	96,534	59,678	44
Secretary Of State	89,726	37,267	52,459	42
State Treasurer	43,616	83,997	40,381	42
Attorney General	84,513	40,661	43,852	41
Regent Of The University Of Colorado - Congressional District 2	22,027	67,298	45,271	30
State Senate - District 16	3,522	2,005	1,517	2
State Representative - District 11	12,336	18,236	5,900	10
State Representative - District 13	3,837	17,837	14,000	7
State Representative - District 33	3,600	5,239	1,639	3
District O Regional Transportation District Director	24,120	32,880	8,760	19
County Commissioner - District 3	83,145	30,492	52,653	38
County Clerk & Recorder	93,829	32,163	61,666	42
County Sheriff	102,893	174	102,719	34
City of Louisville City Council Person Ward I	1,385	899	486	1
Town of Superior - Mayor	3,192	1,016	2,176	1
Justice Of The Colorado Supreme Court - Brian D. Boatright	76,199	23,466	52,733	33
Justice Of The Colorado Supreme Court - Monica M. Marquez	78,050	22,152	55,898	33
Court Of Appeals - Terry Fox	73,472	23,964	49,508	32
Court Of Appeals - Alan M. Loeb	75,537	21,668	53,869	32
District Judge - 20th Judicial District - Ingrid S. Bakke	76,691	20,429	56,262	32
District Judge - 20th Judicial District - Maria E. Berkenkotter	76,561	20,475	56,086	32
District Judge - 20th Judicial District - Patrick Butler	71,804	24,488	47,316	32
District Judge - 20th Judicial District - Judith L. LaBuda	68,899	27,957	40,942	32
District Judge - 20th Judicial District - Andrew Ross Macdonald	73,968	22,202	51,766	32

Table 1. Continued

Contest	Boulder County		95% confidence error bound
	Vote1	Vote2	
County Judge, Boulder - David Archuleta	78,198	20,463	57,735
County Judge, Boulder - Noel E. Blum	59,459	37,857	21,602
County Judge, Boulder - Karolyn Moore	59,822	38,594	21,228
County Judge, Boulder - Norma A. Sierra	73,898	23,049	50,849
Amendment 67 (CONSTITUTIONAL)	26,367	113,418	87,051
Amendment 68 (CONSTITUTIONAL)	35,985	102,747	66,762
Proposition 104 (STATUTORY)	85,351	47,723	37,628
Proposition 105 (STATUTORY)	68,091	71,162	3,071
BOULDER COUNTY BALLOT ISSUE 1A	84,321	53,046	31,275
BOULDER COUNTY BALLOT ISSUE 1B	84,124	49,459	34,665
CITY OF BOULDER BALLOT ISSUE NO. 2A	27,353	15,624	11,729
City of Boulder Ballot Question No. 2B	22,106	17,372	4,734
City of Boulder Ballot Question No. 2C	35,197	6,333	28,864
CITY OF LAFAYETTE BALLOT ISSUE NO. 2A	6,695	5,180	1,515
CITY OF LAFAYETTE BALLOT ISSUE NO. 2B	6,099	5,755	344
CITY OF LAFAYETTE BALLOT ISSUE NO. 2C	8,881	3,172	5,709
CITY OF LAFAYETTE BALLOT ISSUE NO. 2D	5,444	6,442	998
CITY OF LONGMONT BALLOT ISSUE 2A	26,624	8,260	18,364
TOWN OF LYONS BALLOT ISSUE 2A	906	251	655
BOULDER VALLEY SCHOOL DISTRICT RE-2 BALLOT ISSUE 3A	54,887	32,816	22,071
NORTH METRO FIRE RESCUE DISTRICT BALLOT ISSUE 4A	47	49	2
COAL CREEK CANYON FIRE PROTECTION DISTRICT BALLOT ISSUE 4B	397	119	278
LYONS REGIONAL LIBRARY DISTRICT BALLOT ISSUE 4C	944	763	181
SUNSHINE FIRE PROTECTION DISTRICT BALLOT ISSUE 5A	152	44	108

Vote from <http://webpubapps.bouldercounty.org/clerk/GeneralElection2014> on 11/19/14 8:00 PM

References

- Lindeman, Mark, and Stark, Philip B., 2012, A Gentle Introduction to Risk-limiting Audits, IEEE Security And Privacy, Special Issue On Electronic Voting, 2012. Last Edited 16 March 2012 (<http://www.stat.berkeley.edu/~stark/Preprints/gentle12.pdf>)
- Maindonald, John, and Braun, W. John, 2010. Data analysis and graphics using R - an example-based approach (Third Edition), Cambridge University Press
- R Core Team, 2014, R: A language and environment for statistical computing. R Foundation for Statistical Computing, Vienna, Austria. URL <http://www.R-project.org/>.

Boulder County 2014 Election Final Results Available Online

Friday, November 21, 2014

Boulder County, Colo. – The final results from Boulder County’s 2014 General Election are available now at BoulderCountyVotes.org. Additionally, the final Statement of Vote, a document that shows precinct-by-precinct results for every candidate and issue on the Boulder County ballots this year, will be forwarded to the Colorado Secretary of State’s office to become part of the official statewide election record and is available now online.

Earlier this week, elections staff completed the 2014 election audit, a post-election quality assurance test that ensures the accuracy of the machine tally of votes. Boulder County used the state prescribed audit process which randomly selects the scanning systems, the electronic machines and the contests which to audit. Ballots are pulled and rescanned and compared to a manual count of the same ballots. Any discrepancy is investigated. A final report is issued to the Boulder County Canvass Board for verification prior to election certification.

Despite the fact that there were no documented discrepancies found in the audit or reconciliation that impacted the outcome of any contest, the Boulder County Canvass Board voted in a 4-to-3 decision to not certify the election. This is a follow through on their pre-election threat to not certify the election. Despite this pre-calculated political action, the Boulder County Elections Division anticipates that the Colorado Secretary of State’s office will accept the results of the election as they did after both the 2012 General Election and 2014 Primary Election when similar political action was taken by a Canvass Board (see below for background details).

In regard to these actions, Boulder County Clerk and Recorder Hillary Hall had the following to say, “The Canvass Board’s decision not to certify is purely political, without basis and out of line with their role as defined by Colorado law. Our election vote reconciliation and audit show that the Boulder County election results are accurate. The Board members who chose not to certify are doing so as they simply do not like mail ballots or the process of how elections are conducted in Colorado. If they had their way, they would require everyone to vote on one day and show an ID with no exception.”

Hall continued, “The election judges and our staff did an outstanding job conducting the 2014 General Election. The results show our new election model is working. Colorado had the 4th highest turnout in the nation. The actions of this Canvass Board in no way diminish everyone’s hard work. It is unfortunate and frankly a disservice to the voters of Boulder County that once again the Canvass Board chose to operate outside the boundaries of their duties as outlined in law and rule. As has occurred in the last two elections, we anticipate that after the Secretary of State reviews the material, the election will be certified.”

By Secretary of State Rule, if nothing found in the audit or reconciliation of the election impacts the outcome of the election, the results must be certified. There were no documented discrepancies found in the audit or the reconciliation that impacted the outcome of any contest.

The Canvass Report, Statement of Vote and audit documentation is now available at BoulderCountyVotes.org.

Additional Background Information:

Canvass board’s role in an election: The canvass board’s role is to reconcile the number of ballots counted to the number of ballots cast, and to ensure that the number of ballots cast does not exceed the total amount of voters in the county. They are then requested to certify the official abstract of votes.

Composition of the canvass board: Statute states that the canvass board must represent all major parties within the state of Colorado equally. Colorado currently has three major parties: American Constitution, Democratic and Republican. There are two members from each party, in addition to the Clerk and Recorder. As of October 31, in

Boulder County, the Republican Party represents 46,316 active and inactive voters, the Democratic Party represents 101,259 active and inactive voters, and the American Constitution Party represents 313 active and inactive voters.

Appointment to the canvass board: Each county chair is responsible for appointing two members to the canvass board no later than 15 days prior to the election.

Past Certifications: Many of the individuals involved in this fall's non-certification, and in both the Primary 2014 and 2012 non-certification, simply disagree with the way the canvass should be conducted. They have tried for years to get the courts or the legislature to change the way election canvass boards conduct their business, but have been unsuccessful in their attempts. In Boulder County, like every other clerk office, we simply follow election law when conducting our canvass.

- BoulderCountyVotes.org -

- On Twitter: @BoCoClerk -

Clerk Hall Informs Candidates, Jurisdictions 2014 Election Results are Final

Wednesday, December 10, 2014

Boulder County, Colo. – Boulder County Clerk and Recorder Hillary Hall notified the coordinating entities who participated in the Boulder County election that the results for the 2014 General Election are final and has issued certificates of election to all county candidates who received a majority vote.

To finalize the election, as stated by law, the Boulder County Clerk prepared and made available to the public a statement of the total number of votes cast in the election for each candidate and for and against each ballot issue.

Last week, Clerk Hall received word that the Secretary of State's office accepted the official statewide abstract of votes cast for state races and issues. "I had hoped the Secretary's decision would have persuaded our canvass board to certify the local results, but that has not happened," stated Clerk Hall. "We still hope that they will go ahead and do so, but, in the meantime, we had to move forward. Four canvass board members will not be allowed to hold the will of the Boulder County voters hostage."

Although some have raised questions about the effect of the canvass board's prior decision not to certify, Clerk Hall says the election results stand. "The canvass board's decision not to certify the county's abstract of votes cast does not nullify the election of county candidates or decisions on county and local ballot issues," remarked Hall. "If that were the case, it would mean that four partisan members appointed by parties whose candidates received only a small percentage of the votes in Boulder County could override the will of 144,405 voters."

Because the margin of victory was so large in all of the races and ballot issues involved, no recount was triggered or requested. At this point, challenges to the election of candidates to office or the result of a ballot issue election are allowed only in narrow circumstances, such as fraud or corruption that could change the result of the election. These types of issues could only be decided by a judge – not the canvass board. Additionally, Boulder County's election had no documented discrepancies in the audit or the reconciliation that impacted the outcome of any contest. As a result, the canvass board should have certified.

The final official election results are available at www.BoulderCountyVotes.org.

Additional Background Information:

Canvass board's role in an election: The canvass board's role is to reconcile the number of ballots counted to number of ballots cast, and to ensure that the number of ballots cast does not exceed the total amount of voters in the county. They are then requested to certify the official abstract of votes.

Composition of the canvass board: The canvass board is composed of two members from each of the "major" political parties plus the Clerk. In the 2010 gubernatorial race, candidate Tom

Tancredo of the American Constitution Party received more than 10% of the vote statewide, the American Constitution Party (ACN) earned “major” party status until the next gubernatorial election, this year. Thus, even though the ACN Party only represents approximately 300 voters in Boulder County, they have had two party representatives (out of six) on the canvass board since 2010 (this will no longer be the case after this year as there was no ACN candidate that received 10% of the vote this fall).

Appointment to the canvass board: Each county chair is responsible for appointing two members to the canvass board no later than 15 days prior to the election.

2014 Canvass Board Vote: This year, the canvass board signed off on the election audit, which tests the election’s vote tallying systems and processes to ensure accuracy, but in a 4-to-3 decision voted to not certify the election results. This was in spite the fact that there were no significant discrepancies in the audit or in the reconciliation reports.

Secretary of State Rule Change: After the Primary Election, there was a Secretary of State rule change during the August rule revision period. There was previously an election rule allowing a county clerk to certify local election results when the canvass board failed to certify. This provision was deleted. Nothing in Colorado law states that a canvass board’s decision not to certify the county’s abstract of votes nullifies the election of county candidates or decisions on county or local ballot issues.

- BoulderCountyVotes.org -

- On Twitter: @BoCoClerk -



Mircalla Wozniak

Communications Specialist

Boulder County Clerk and Recorder's Office

Office: 303-413-7766

mwozniak@bouldercounty.org