



# 2014 GENERAL ELECTION

## November 4, 2014

**OFFICIAL RESULTS**

Last Updated: 11/20/2014 5:32 PM

[View Results](#)

[Voter Turnout By Precinct](#)

[Statewide Contests and Other Counties](#)

### Election Summary

*Total Voters Registered: <b>252,506</b>	Total Ballots Counted includes:
*Active Registered Voters: <b>193,386</b>	Mail Ballots <b>135,902</b>
Mail Ballots Distributed: <b>184,964</b>	In-Person Ballots <b>8,431</b>
Property Owner Only Ballots Distributed: <b>121</b>	Property Owner Ballots <b>72</b>
Estimated Expected Turnout: <b>137,000</b>	
<b>Total Ballots Counted: 144,405</b>	
* Voter Registration Figures as of Nov. 4 - 9:43 p.m.	

### RESULTS - ALL CONTESTS

#### United States Senator

	VOTES	PERCENT
Mark Udall - Democratic	97,612	68.59%
Cory Gardner - Republican	38,931	27.35%
Gaylon Kent - Libertarian	3,150	2.21%
Raúl Acosta - Unaffiliated	1,098	0.77%
Bill Hammons - Unity	377	0.26%
Steve Shogan - Unaffiliated	1,149	0.81%
Willoughby - Unaffiliated - Write-in Candidate	3	0.00%
Kathleen Rosewater Cunningham - Republican - Write-in Candidate	1	0.00%
<b>TOTAL VOTES: 142,321</b>		

#### Representative To The 114th United States Congress - District 2








	VOTES	PERCENT
Jared Polis - Democratic	77,589	75.31%
George Leing - Republican	25,433	24.69%
<b>TOTAL VOTES: 103,022</b>		

#### Representative To The 114th United States Congress - District 4





	VOTES	PERCENT
Vic Meyers - Democratic	17,823	49.21%
Ken Buck - Republican	15,848	43.76%
Jess Loban - Libertarian	1,495	4.13%

Grant Doherty - Unaffiliated		1,051	2.90%
		<b>TOTAL VOTES:</b>	<b>36,217</b>




### Governor/Lieutenant Governor

		VOTES	PERCENT
Bob Beauprez / Jill Repella - Republican		36,868	26.01%
John Hickenlooper / Joe Garcia - Democratic		96,565	68.12%
Harry Hempy / Scott Olson - Green		4,605	3.25%
Matthew Hess / Brandon Young - Libertarian		2,461	1.74%
Mike Dunafon / Robin J. Roberts - Unaffiliated		1,057	0.75%
Paul Noel Fiorino / Charles George Whitley - Unaffiliated		202	0.14%
Marcus Giavanni / Joshua Yballa - Unaffiliated / Republican - Write-in Candidate		2	0.00%
		<b>TOTAL VOTES:</b>	<b>141,760</b>




### Secretary Of State

		VOTES	PERCENT
Joe Neguse - Democratic		89,753	66.27%
Wayne W. Williams - Republican		37,278	27.52%
Amanda Campbell - American Constitution		2,915	2.15%
Dave Schambach - Libertarian		5,492	4.05%
		<b>TOTAL VOTES:</b>	<b>135,438</b>




### State Treasurer

		VOTES	PERCENT
Walker Stapleton - Republican		43,626	32.38%
Betsy Markey - Democratic		84,023	62.36%
David Jurist - Libertarian		7,086	5.26%
		<b>TOTAL VOTES:</b>	<b>134,735</b>



### Attorney General

		VOTES	PERCENT
Don Quick - Democratic		84,542	63.39%
Cynthia Coffman - Republican		40,672	30.50%
David K. Williams - Libertarian		8,149	6.11%
		<b>TOTAL VOTES:</b>	<b>133,363</b>

### Regent Of The University Of Colorado - Congressional District 2

		VOTES	PERCENT
Kim McGahey - Republican		22,037	23.02%
Linda Shoemaker - Democratic		67,322	70.33%
Daniel Ong - Libertarian		6,359	6.64%
<b>TOTAL VOTES:</b>		<b>95,718</b>	




### State Senate - District 16

		VOTES	PERCENT
Jeanne Nicholson - Democratic		3,522	63.71%
Tim Neville - Republican		2,006	36.29%
<b>TOTAL VOTES:</b>		<b>5,528</b>	

### State Representative - District 10

		VOTES	PERCENT
Dickey Lee Hullinghorst - Democratic		25,385	100.00%
<b>TOTAL VOTES:</b>		<b>25,385</b>	


### State Representative - District 11

		VOTES	PERCENT
Charlie Plaginos - Republican		12,340	37.60%
Jonathan Singer - Democratic		18,240	55.57%
Bill Gibson - Libertarian		2,241	6.83%
<b>TOTAL VOTES:</b>		<b>32,821</b>	



### State Representative - District 12

		VOTES	PERCENT
Mike Foote - Democratic		25,562	100.00%
<b>TOTAL VOTES:</b>		<b>25,562</b>	

### State Representative - District 13



		VOTES	PERCENT
Michael James Hocevar - Republican		3,838	17.70%
KC Becker - Democratic		17,847	82.30%
<b>TOTAL VOTES:</b>		<b>21,685</b>	

### State Representative - District 33




		VOTES	PERCENT
Marijo Tinlin - Republican		3,601	38.34%
Dianne Primavera - Democratic		5,239	55.78%

Carter Reid - Libertarian		553	5.89%
		<b>TOTAL VOTES:</b>	<b>9,393</b>



### District O Regional Transportation District Director

		VOTES	PERCENT
Elizabeth Adams		24,134	42.32%
Chuck Sisk		32,888	57.68%
		<b>TOTAL VOTES:</b>	<b>57,022</b>


### County Commissioner - District 3

		VOTES	PERCENT
Cindy Domenico - Democratic		83,172	67.21%
Randy Luallin - Libertarian		30,504	24.65%
Kai Abelkis - Unaffiliated		10,079	8.14%
		<b>TOTAL VOTES:</b>	<b>123,755</b>

### County Clerk & Recorder

		VOTES	PERCENT
Hillary Hall - Democratic		93,856	74.47%
Ralph "Ralphy" Shnelvar - Libertarian		32,177	25.53%
		<b>TOTAL VOTES:</b>	<b>126,033</b>


### County Treasurer

		VOTES	PERCENT
Paul Weissmann - Democratic		95,991	100.00%
		<b>TOTAL VOTES:</b>	<b>95,991</b>

### County Assessor

		VOTES	PERCENT
Jerry M Roberts - Democratic		94,092	100.00%
		<b>TOTAL VOTES:</b>	<b>94,092</b>




### County Sheriff

		VOTES	PERCENT
Joseph K. Pelle - Democratic		102,923	99.83%
Toby Fernsler - Unaffiliated - Write-in Candidate		174	0.17%
		<b>TOTAL VOTES:</b>	<b>103,097</b>






### County Surveyor



		VOTES	PERCENT
Lee Stadele - Democratic		94,026	100.00%
<b>TOTAL VOTES:</b>		<b>94,026</b>	

County Coroner			
		VOTES	PERCENT
Emma R. Hall - Democratic		94,660	100.00%
<b>TOTAL VOTES:</b>		<b>94,660</b>	



City of Louisville City Council Person Ward I			
		VOTES	PERCENT
Chris Leh		1,385	39.98%
Cory Nickerson		899	25.95%
Susan Honstein		1,180	34.06%
<b>TOTAL VOTES:</b>		<b>3,464</b>	



Town of Superior - Mayor			
		VOTES	PERCENT
Clint Folsom		3,193	75.86%
Gladys M. Forshee		1,016	24.14%
<b>TOTAL VOTES:</b>		<b>4,209</b>	

Town of Superior - Trustee			
		VOTES	PERCENT
Sandy Pennington		2,654	27.68%
Rita Dozal		1,921	20.04%
Anthony Stewart		1,646	17.17%
Colleen Callin		1,003	10.46%
Chris Hanson		2,364	24.66%
<b>TOTAL VOTES:</b>		<b>9,588</b>	



Justice Of The Colorado Supreme Court - Brian D. Boatright			
		VOTES	PERCENT
YES		76,217	76.45%
NO		23,476	23.55%
<b>TOTAL VOTES:</b>		<b>99,693</b>	



Justice Of The Colorado Supreme Court - Monica M. Marquez			
		VOTES	PERCENT



YES		78,070	77.89%
NO		22,161	22.11%
<b>TOTAL VOTES: 100,231</b>			



Court Of Appeals - Terry Fox			
		VOTES	PERCENT
YES		73,489	75.40%
NO		23,975	24.60%
<b>TOTAL VOTES: 97,464</b>			

Court Of Appeals - Alan M. Loeb			
		VOTES	PERCENT
YES		75,554	77.70%
NO		21,678	22.30%
<b>TOTAL VOTES: 97,232</b>			



District Judge - 20th Judicial District - Ingrid S. Bakke			
		VOTES	PERCENT
YES		76,709	78.96%
NO		20,439	21.04%
<b>TOTAL VOTES: 97,148</b>			

District Judge - 20th Judicial District - Maria E. Berkenkotter			
		VOTES	PERCENT
YES		76,580	78.90%
NO		20,484	21.10%
<b>TOTAL VOTES: 97,064</b>			



District Judge - 20th Judicial District - Patrick Butler			
		VOTES	PERCENT
YES		71,821	74.56%
NO		24,499	25.44%
<b>TOTAL VOTES: 96,320</b>			

District Judge - 20th Judicial District - Judith L. LaBuda			
		VOTES	PERCENT
YES		68,913	71.13%
NO		27,970	28.87%
<b>TOTAL VOTES: 96,883</b>			



### District Judge - 20th Judicial District - Andrew Ross Macdonald

		VOTES	PERCENT
YES		73,986	76.91%
NO		22,212	23.09%
		<b>TOTAL VOTES:</b>	<b>96,198</b>



### County Judge, Boulder - David Archuleta

		VOTES	PERCENT
YES		78,219	79.26%
NO		20,470	20.74%
		<b>TOTAL VOTES:</b>	<b>98,689</b>



### County Judge, Boulder - Noel E. Blum

		VOTES	PERCENT
YES		59,473	61.10%
NO		37,872	38.90%
		<b>TOTAL VOTES:</b>	<b>97,345</b>



### County Judge, Boulder - Karolyn Moore

		VOTES	PERCENT
YES		59,837	60.78%
NO		38,609	39.22%
		<b>TOTAL VOTES:</b>	<b>98,446</b>

### County Judge, Boulder - Norma A. Sierra

		VOTES	PERCENT
YES		73,917	76.22%
NO		23,060	23.78%
		<b>TOTAL VOTES:</b>	<b>96,977</b>



### Amendment 67 (CONSTITUTIONAL)



		VOTES	PERCENT
YES/FOR		26,373	18.86%
NO/AGAINST		113,461	81.14%
		<b>TOTAL VOTES:</b>	<b>139,834</b>



### Amendment 68 (CONSTITUTIONAL)



		VOTES	PERCENT
--	--	-------	---------



YES/FOR		35,999	25.94%
NO/AGAINST		102,779	74.06%
<b>TOTAL VOTES: 138,778</b>			

Proposition 104 (STATUTORY)			
		VOTES	PERCENT
YES/FOR		85,382	64.14%
NO/AGAINST		47,738	35.86%
<b>TOTAL VOTES: 133,120</b>			

Proposition 105 (STATUTORY)			
		VOTES	PERCENT
YES/FOR		68,120	48.90%
NO/AGAINST		71,180	51.10%
<b>TOTAL VOTES: 139,300</b>			



BOULDER COUNTY BALLOT ISSUE 1A County-wide Flood Recovery Sales and Use Tax			
		VOTES	PERCENT
YES		84,351	61.38%
NO		53,063	38.62%
<b>TOTAL VOTES: 137,414</b>			

BOULDER COUNTY BALLOT ISSUE 1B Human Services Safety Net Mill Levy Extension			
		VOTES	PERCENT
YES		84,151	62.98%
NO		49,471	37.02%
<b>TOTAL VOTES: 133,622</b>			



CITY OF BOULDER BALLOT ISSUE NO. 2A TEMPORARY TAX INCREASE FOR COMMUNITY, CULTURE AND SAFETY			
		VOTES	PERCENT
FOR THE ISSUE		27,366	63.64%
AGAINST THE ISSUE		15,636	36.36%
<b>TOTAL VOTES: 43,002</b>			

City of Boulder Ballot Question No. 2B City Council Executive Sessions Related to Boulder's Electric Utility			
		VOTES	PERCENT




For the Measure		22,118	55.99%
Against the Measure		17,382	44.01%
<b>TOTAL VOTES:</b>		<b>39,500</b>	

**City of Boulder Ballot Question No. 2C  
Affirming the City's Right to Provide Telecommunication Services**

		VOTES	PERCENT
For the Measure		35,215	84.74%
Against the Measure		6,340	15.26%
<b>TOTAL VOTES:</b>		<b>41,555</b>	



**CITY OF LAFAYETTE BALLOT ISSUE NO. 2A  
CITY OF LAFAYETTE PUBLIC SAFETY MILL LEVY**

		VOTES	PERCENT
YES		6,697	56.39%
NO		5,180	43.61%
<b>TOTAL VOTES:</b>		<b>11,877</b>	


**CITY OF LAFAYETTE BALLOT ISSUE NO. 2B  
CITY OF LAFAYETTE RECREATION BOND AND MILL LEVY**

		VOTES	PERCENT
YES		6,102	51.46%
NO		5,755	48.54%
<b>TOTAL VOTES:</b>		<b>11,857</b>	



**CITY OF LAFAYETTE BALLOT ISSUE NO. 2C  
CITY OF LAFAYETTE RETAIL MARIJUANA AND RETAIL MARIJUANA PRODUCTS EXCISE TAX**

		VOTES	PERCENT
YES		8,884	73.69%
NO		3,172	26.31%
<b>TOTAL VOTES:</b>		<b>12,056</b>	



**CITY OF LAFAYETTE BALLOT ISSUE NO. 2D  
CITY OF LAFAYETTE EXCISE TAX TO FUND CLEAN ENERGY INITIATIVE**



		VOTES	PERCENT
YES		5,445	45.80%
NO		6,443	54.20%
<b>TOTAL VOTES:</b>		<b>11,888</b>	



**CITY OF LONGMONT BALLOT ISSUE 2A**



		VOTES	PERCENT
YES		26,628	76.32%
NO		8,262	23.68%
<b>TOTAL VOTES:</b>		<b>34,890</b>	



TOWN OF LYONS BALLOT ISSUE 2A			
		VOTES	PERCENT
YES		906	78.31%
NO		251	21.69%
<b>TOTAL VOTES:</b>		<b>1,157</b>	

BOULDER VALLEY SCHOOL DISTRICT RE-2 BALLOT ISSUE 3A:			
		VOTES	PERCENT
YES		54,911	62.58%
NO		32,828	37.42%
<b>TOTAL VOTES:</b>		<b>87,739</b>	

NORTH METRO FIRE RESCUE DISTRICT BALLOT ISSUE 4A			
		VOTES	PERCENT
YES		47	48.96%
NO		49	51.04%
<b>TOTAL VOTES:</b>		<b>96</b>	

COAL CREEK CANYON FIRE PROTECTION DISTRICT BALLOT ISSUE 4B:			
		VOTES	PERCENT
YES		397	76.94%
NO		119	23.06%
<b>TOTAL VOTES:</b>		<b>516</b>	

LYONS REGIONAL LIBRARY DISTRICT BALLOT ISSUE 4C:			
		VOTES	PERCENT
FOR		944	55.30%
AGAINST		763	44.70%
<b>TOTAL VOTES:</b>		<b>1,707</b>	

SUNSHINE FIRE PROTECTION DISTRICT BALLOT ISSUE 5A			
		VOTES	PERCENT
YES		152	77.55%
NO		44	22.45%





# 2014 GENERAL ELECTION

## November 4, 2014

**OFFICIAL RESULTS**

Last Updated: 11/20/2014 5:32 PM

[View Results](#)

[Voter Turnout By Precinct](#)

[Statewide Contests and Other Counties](#)

### Election Summary

*Total Voters Registered: <b>252,506</b>	Total Ballots Counted includes:
*Active Registered Voters: <b>193,386</b>	Mail Ballots <b>135,902</b>
Mail Ballots Distributed: <b>184,964</b>	In-Person Ballots <b>8,431</b>
Property Owner Only Ballots Distributed: <b>121</b>	Property Owner Ballots <b>72</b>
Estimated Expected Turnout: <b>137,000</b>	
<b>Total Ballots Counted: 144,405</b>	
* Voter Registration Figures as of Nov. 4 - 9:43 p.m.	

### Voter Turnout By Precinct

PRECINCT	BALLOTS PROCESSED	*ACTIVE REGISTERED VOTERS	PERCENT TURNOUT
100	827	1119	73.91%
101	842	1121	75.11%
102	488	903	54.04%
103	814	1034	78.72%
104	730	978	74.64%
105	280	408	68.63%
106	733	926	79.16%
107	370	558	66.31%
200	470	584	80.48%
201	511	642	79.60%
202	769	1030	74.66%
203	799	968	82.54%
204	747	958	77.97%
205	726	901	80.58%
206	439	523	83.94%
207	729	873	83.51%
208	853	1039	82.10%
209	506	587	86.20%
210	702	861	81.53%
211	798	1039	76.80%

212	771	977	78.92%
213	1297	1637	79.23%
214	988	1195	82.68%
300	842	1116	75.45%
301	921	1383	66.59%
302	768	1018	75.44%
303	553	813	68.02%
304	666	847	78.63%
305	759	1014	74.85%
306	782	1041	75.12%
307	545	837	65.11%
308	598	814	73.46%
309	830	1079	76.92%
310	867	1148	75.52%
311	603	768	78.52%
312	746	913	81.71%
313	995	1236	80.50%
314	838	1011	82.89%
315	587	743	79.00%
316	920	1120	82.14%
400	99	119	83.19%
401	504	649	77.66%
402	514	608	84.54%
403	745	925	80.54%
404	729	880	82.84%
405	391	472	82.84%
406	532	661	80.48%
407	354	428	82.71%
408	827	1126	73.45%
409	976	1330	73.38%
410	830	1031	80.50%
411	1174	1563	75.11%
412	1087	1367	79.52%
500	653	847	77.10%
501	732	911	80.35%
502	786	970	81.03%
503	1190	1406	84.64%

504	556	697	79.77%
505	586	760	77.11%
506	452	567	79.72%
507	871	1096	79.47%
508	592	729	81.21%
600	1079	1379	78.25%
601	952	1271	74.90%
602	551	719	76.63%
603	923	1200	76.92%
604	715	918	77.89%
605	651	950	68.53%
606	503	713	70.55%
607	664	902	73.61%
608	491	827	59.37%
609	264	471	56.05%
610	776	1189	65.26%
611	641	874	73.34%
612	629	833	75.51%
613	567	762	74.41%
614	969	1224	79.17%
615	589	745	79.06%
616	794	1004	79.08%
617	1175	1572	74.75%
618	900	1165	77.25%
619	759	1213	62.57%
620	986	1350	73.04%
621	739	970	76.19%
622	460	652	70.55%
623	728	1032	70.54%
624	580	731	79.34%
625	626	759	82.48%
626	771	969	79.57%
627	467	707	66.05%
628	593	782	75.83%
629	372	532	69.92%
630	542	801	67.67%
631	358	562	63.70%

632	819	1109	73.85%
633	433	780	55.51%
634	500	706	70.82%
635	609	788	77.28%
636	845	1065	79.34%
637	805	1138	70.74%
638	799	925	86.38%
639	695	847	82.05%
640	621	818	75.92%
641	546	741	73.68%
642	764	1093	69.90%
643	460	706	65.16%
644	439	737	59.57%
645	593	803	73.85%
646	661	858	77.04%
647	776	1004	77.29%
648	593	862	68.79%
649	427	674	63.35%
650	484	734	65.94%
651	655	932	70.28%
652	579	857	67.56%
653	567	693	81.82%
654	892	1185	75.27%
700	746	924	80.74%
701	420	518	81.08%
702	238	308	77.27%
703	359	435	82.53%
704	261	336	77.68%
705	490	600	81.67%
706	147	181	81.22%
707	487	573	84.99%
708	522	654	79.82%
800	656	839	78.19%
801	420	537	78.21%
802	430	638	67.40%
803	591	841	70.27%
804	984	1211	81.26%

805	370	461	80.26%
806	742	997	74.42%
807	850	1088	78.13%
808	1210	1606	75.34%
809	807	987	81.76%
810	790	992	79.64%
811	1020	1240	82.26%
812	692	874	79.18%
813	549	831	66.06%
814	773	1020	75.78%
815	461	697	66.14%
816	738	998	73.95%
817	644	793	81.21%
818	820	988	83.00%
819	660	849	77.74%
820	564	704	80.11%
821	763	1029	74.15%
822	595	868	68.55%
823	962	1483	64.87%
824	723	961	75.23%
825	443	561	78.97%
826	593	765	77.52%
827	589	778	75.71%
828	406	614	66.12%
829	444	674	65.88%
830	373	635	58.74%
831	497	783	63.47%
832	210	312	67.31%
833	376	686	54.81%
834	370	842	43.94%
835	251	480	52.29%
836	350	536	65.30%
837	400	731	54.72%
838	233	407	57.25%
839	477	585	81.54%
840	426	552	77.17%
841	573	694	82.56%



842	871	1064	81.86%
843	994	1209	82.22%
844	515	699	73.68%
845	575	831	69.19%
846	568	909	62.49%
847	285	615	46.34%
848	427	658	64.89%
849	338	857	39.44%
850	540	651	82.95%
851	696	902	77.16%
852	785	1036	75.77%
853	586	814	71.99%
854	587	874	67.16%
855	543	754	72.02%
856	427	562	75.98%
857	645	811	79.53%
858	740	890	83.15%
859	695	832	83.53%
860	520	640	81.25%
861	490	609	80.46%
862	537	645	83.26%
863	598	738	81.03%
864	513	621	82.61%
865	423	612	69.12%
866	599	804	74.50%
867	509	694	73.34%
868	728	858	84.85%
869	450	562	80.07%
870	423	662	63.90%
871	550	758	72.56%
872	336	683	49.19%
873	356	427	83.37%
874	728	965	75.44%
875	245	552	44.38%
876	236	589	40.07%
877	472	686	68.80%
878	436	654	66.67%

879	419	650	64.46%
880	380	848	44.81%
881	441	611	72.18%
882	496	627	79.11%
883	588	755	77.88%
884	557	868	64.17%
885	469	586	80.03%
886	622	763	81.52%
887	766	947	80.89%
888	717	817	87.76%
900	388	490	79.18%
901	440	595	73.95%
902	193	268	72.01%
903	1245	1713	72.68%
904	363	480	75.63%
905	210	268	78.36%
906	455	564	80.67%
908	689	899	76.64%
909	390	516	75.58%
910	589	749	78.64%
911	725	881	82.29%
912	841	1070	78.60%
913	544	662	82.18%
914	411	533	77.11%
915	245	339	72.27%
916	338	443	76.30%
917	944	1216	77.63%
918	842	1068	78.84%