



## Boulder County Clerk and Recorder's Office 2014 Primary Election Overview for Canvass Board

### Election Overview

All Colorado elections are now conducted by mail ballot. Ballots for the 2014 Primary Election were first mailed on Monday, June 2<sup>nd</sup>.

### Voter Service and Polling Centers (VSPCs)

Boulder County will be operating 6 VSPCs using the following schedule:

Open Monday, June 16<sup>th</sup> through Election Day (except for Sunday)

- Boulder Clerk and Recorder's Office
- Lafayette Clerk and Recorder's Office
- Longmont Clerk and Recorder's Office
- Longmont Fire Station – Nelson and Airport

Open Monday, June 23<sup>rd</sup> and Election Day

- Boulder – CU at the Rec Center
- Longmont – New Creations Church

Services available at the VSPCs include:

- Drop off ballot
- Get a replacement ballot
- Vote in-person on a "flat" ballot
- Use accessible voting equipment
- Register to vote
- Update voter registration

In addition to the VSPCs, there are 4 locations available for drive-by or walk-up ballot drop-off. A copy of the voter instruction sheet with all ballot drop-off locations is attached.

### 2014 Primary Election Ballot

#### Major Political Party Ballots

The major political parties participating in this year's Primary are American Constitution, Democratic, and Republican. Voters affiliated with one of these parties receive a ballot which contains the contests for their party based on the districts where they reside.

## City of Longmont Ballots

In addition to the standard Primary election ballot content, we are running a ballot question for the City of Longmont. This is a bond issue related to drainage improvements after the 2013 flood. All City of Longmont active voters have received a ballot with this issue. Voters affiliated with one of the major political parties listed above have received one ballot containing both primary races and the Longmont issue. All other City of Longmont voters (unaffiliated and minor parties) have been sent a ballot with the City of Longmont issue only.

Since unaffiliated voters have the option to affiliate with a major political party up to and including Election Day, the possibility arises that an unaffiliated City of Longmont voter could vote and return their "City of Longmont Issue-only" ballot, and then decide to affiliate with a major political party and vote that party's Primary ballot. The Statewide Colorado Registration and Election system (SCORE) cannot recognize this circumstance since the voter already has an accepted ballot, and therefore we will be tracking these unique requests manually. Here is a summary of the processes available to voters wishing to affiliate and vote a party ballot, and how we will track their second ballot:

- I. City of Longmont unaffiliated voters may affiliate by mail or by the online voter registration system and receive a party ballot through June 16, 2014.
- II. After Monday, June 16<sup>th</sup>, the unaffiliated voter must come in to a Voter Service and Polling Center (VSPC) in order to affiliate and receive a ballot that has their new party's contests on it, but not the City of Longmont issue.
- III. There are some portions of precincts (called splits) in the Longmont precincts which are not in the City of Longmont. This has resulted in a few precincts which have 2 sets of ballot styles for the precinct; one set including the City of Longmont issue and one set which has only the party contests. In order to provide the voter an opportunity to vote for their new party's contests but not vote again on the Longmont issue and to ensure voter anonymity, we have selected ballot styles for the voter to receive in this circumstance. They will receive a "party contests only" ballot for where they reside, as follows:
  - a. Voters in Colorado House District 11 will receive the proper ballot for their party using precinct 642's party contest only ballots (ballot styles 642-DS26DC, 642-DS27RC, or 642-DS28AC).
  - b. Voters in Colorado House District 12 will receive the proper ballot for their party using precinct 603's party contest only ballots (ballot styles 603-DS20DC, 603-DS21RC, or 603-DS22AC).
- IV. Voter affiliations with registration from online or mail: The ballot will be logged in a spreadsheet and printed manually from Ballot on Demand in the Elections office and provided to the voter as a mail ballot.
- V. Voter affiliation at a VSPC: The ballot will be logged in a spreadsheet and printed manually from Ballot on Demand in the VSPC, and the voter will be handed a ballot to vote in person and deposit in the ballot box.
- VI. When tallied, the voter's unaffiliated City of Longmont ballot will be added in correctly with their precinct's ballot counts. Their second party-only ballot will be added in with precinct 642 or 603's ballot counts.
- VII. Reconciliation of SCORE to tallied ballots will include the incorporation of the office and VSPC logs showing the issuance of these special circumstance ballots. Any difference in voter count in precincts 642 and 603 and the tallied ballots cast will equal the number of voters on the

manual tracking spreadsheet, provided these voters return both ballots. In addition to the tracking sheet, we will have registration forms, voter sign in sheets or mail ballot envelopes as additional verification points.

**Ballots Mailed**

As of June 13<sup>th</sup>, the following numbers of ballots have been sent:

- American Constitution – 210
- Democratic – 79,087
- Republican – 36,225
- City of Longmont unaffiliated and minor parties – 18,677

**2014 Primary Election Canvass and Audit Schedule**

The schedule for Canvass Board meetings is currently anticipated to be as follows:

- Friday, June 27<sup>th</sup> – Canvass Kick-Off and Audit selection
- Tuesday, July 1<sup>st</sup> – Draft Reconciliation Report overview
- Thursday, July 3<sup>rd</sup> – Election data and reports available electronically
- Monday, July 7<sup>th</sup> – Final Canvass Report review and sign-off

SUN	MON	TUES	WED	THUR	FRI	SAT
		6/24 <b>Election Day</b>	6/25 Provisionals	6/26 Provisionals	6/27 Provisionals <b>2PM Canvass Kick-off</b>	6/28 Audit
6/29	6/30 Audit	7/1 Audit <b>2PM Canvass Draft Report Review</b>	7/2 Provisionals 8-day Ballot processing Audit	7/3 Audit if needed <b>3PM Election Data Provided</b>	7/4 <b>4<sup>th</sup> of July</b>	7/5
7/6	7/7 <b>2PM Canvass Review &amp; Sign- off</b>	7/8	7/9	7/10	7/11	7/12
7/13	7/14	7/15	7/16	7/17	7/18	7/19



# Office of the Clerk & Recorder

1750 33rd Street · Boulder, CO 80301 · [www.BoulderCounty.org](http://www.BoulderCounty.org)

Hillary Hall, Boulder County Clerk & Recorder

The Canvass Board observed the Post-Election Audit and affirm that we observed 1 difference between the machine tabulation and the manual verification of the ballots selected for audit. The difference is attributable to voter error in marking the ballot, and the difference of opinion between the resolution board and the audit board regarding the application of the Secretary of State's Voter Intent Guide.

Canvass Board Member:

[Redacted Signature]

7/7/2014

Date

Canvass Board Member:

[Redacted Signature]

7/7/2014

Date

Designated Election Official:

[Redacted Signature]

7-7-14

Date



# Office of the Clerk & Recorder

1750 33rd Street · Boulder, CO 80301 · [www.BoulderCounty.org](http://www.BoulderCounty.org)

Hillary Hall, Boulder County Clerk & Recorder

---

July 7, 2014

## **RE: Post-Election Audit of the 2014 Boulder County Primary Election**

The 2014 Primary Election Audit included the manual verification of results for six races/issues across 18 audit batches, and all eight central count Canon DR-X10C scanners. A total of 4,418 individual contests and 10,032 contest options were audited.

Of the 10,032 contest options verified, a total of 1 difference was confirmed between machine results and the manual verification results, which was attributed to a difference of opinion in voter intent between the resolution team and the audit team.

Attached is the Audit Summary, Summary of Differences and the Result Comparison sheets.

---

**Motor Vehicle Division**  
1750 33rd Street, Suite 100  
Boulder, CO 80301-2534  
303.413.7710

**Elections Division**  
1750 33rd Street, Suite 200  
Boulder, CO 80301-2546  
303.413.7740

**Recording Division**  
1750 33rd Street, Suite 201  
Boulder, CO 80301-2549  
303.413.7770

**Longmont Branch Office**  
529 Coffman Street, Suite 110  
Longmont, CO 80501-5450  
303.413.7710

**Lafayette Branch Office**  
1376 Miners Drive, Suite 105  
Lafayette, CO 80026  
303.413.7710

2014 Boulder County Primary Election  
Post-Election Audit Summary

	DISTRICT 4 - REPRESENTATIVE TO THE 114TH UNITED STATES CONGRESS Vote for 1 Democratic	DISTRICT 4 - REPRESENTATIVE TO THE 114TH UNITED STATES CONGRESS Vote for 1 Republican	GOVERNOR Vote for 1 Republican	COUNTY SURVEYOR Vote for 1 Democratic	COUNTY CORONER Vote for 1 Democratic	CITY OF LONGMONT BALLOT QUESTION 2A Vote for 1							
	Selected	Selected	Selected	Selected	Selected	Selected	6	<b>Contests Selected</b>					
							18	<b>MBBs Selected for Audit</b>					
<b>MBBs to Audit</b>	4	1	3	13	5	6	32	<b>MBB Contests Selected</b>					
<b>Ballot-Contests</b>	350	149	449	1949	750	771	4,418	<b>Ballot-Contests Selected</b>					
							2,720	<b>Total Ballots included for Audit</b>					
							3	<b>Recounts Required</b>					
<b>Audit ID</b>							<b># of Ballots</b>	<b># of Contest</b>		<b>Counts Required</b>	<b>Scan Station ID</b>	<b>Serial #</b>	<b>Scan Batch #'s</b>
p_mb_028		Audit	Audit			Audit	149	Selected	3	1	A	ED301615	1
p_mb_040				Audit			150	Selected	1	1	A	ED301615	3
p_mb_069						Audit	149	Selected	1	1	A	ED301615	12
p_mb_145				Audit			150	Selected	1	*3	G	ED301522	35
p_mb_219				Audit			150	Selected	1	1	C	ED301614	12
p_mb_223				Audit			149	Selected	1	1	A	ED301615	22
p_mb_233				Audit	Audit		150	Selected	2	2	H	ED301563	12
p_mb_248	Audit			Audit	Audit		150	Selected	3	3	C	ED301614	17
p_mb_253						Audit	150	Selected	1	1	C	ED301614	3
p_mb_258				Audit			150	Selected	1	1	E	ED301556	2
p_mb_261				Audit			150	Selected	1	1	C	ED301614	18
p_mb_301	Audit			Audit	Audit	Audit	150	Selected	4	1	E	ED301556	4
p_mb_352	Audit			Audit	Audit	Audit	150	Selected	4	1	B	ED301558	32
p_mb_358, p_mb_359	Audit			Audit	Audit	Audit	173	Selected	4	1	B	ED301558	35, 36
p_mb_430				Audit			150	Selected	1	1	F	ED301663	10
p_mb_454			Audit				150	Selected	1	1	H	ED301563	7
p_mb_460				Audit			150	Selected	1	1	D	ED301524	2
p_mb_566			Audit				150	Selected	1	1	E	ED301556	28

\*Manual Verification resulted in a difference between the audit team and tabulated results

'p\_mb\_352' and 'p\_mb\_358, p\_mb\_359' Selected by the Canvass Board on 6/30

## 2014 Boulder County Primary Election Post-Election Audit Summary of Differences

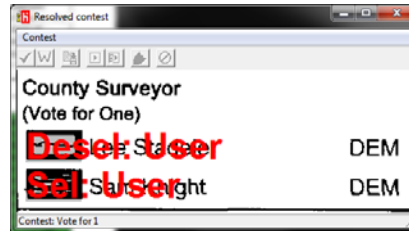
For the 2014 Primary Post-Election Audit, 6 contested races were selected for the audit and spanned 18 scan station MBB batches selected by the Canvass Board. A total of 4,418 ballot contests were manually verified in the audit. All eight election scan stations were included.

Out of the 4,418 ballot contests audited, there was 1 difference identified. This 1 difference accounts for 0.0226% of the audited contests.

The 1 difference identified was due to a difference of opinion in voter intent between the audit team and the election judges. No impact was found in any contest outcome that warrants escalation or a recommendation for recount.

Below are images and descriptions reflecting the difference identified.

### System G – Batch 35 – County Surveyor



There were inconsistent markings in the target areas. The election resolution team resolved this as a vote for Sam Knight, while the audit team resolved it as an overvote.

### System H – Batch 81 - Boulder City Council Contest

Contest Option	MVW Count	Machine Count	Difference
Lee Stadele	43	43	0
Sam Knight	69	70	-1
OVER	2	1	+1
UNDER	36	36	0
NOB	0	0	0
Ballots Cast	150	150	0

Attachement 3

Contest	COUNTY SURVEYOR Vote for 1 Democratic		
---------	---------------------------------------	--	--

**Team:** 4 **Out:** 10:36 AM **In:** 10:54 AM

	Print First and Last Name	Affiliation
Reader	Vanessa Lane-Miller	UAF
Tallier	Colleen Siedem	REP

Ballots w/ contest: 150  
 Ballots w/o contest: 0  
 Total Ballots: 150  
 Staff initials of verification: BP

Audit ID	SYS
p_mb_233	H
Date	Batch #
7/2/2014	12
Contest Sequence #	Count #
1 of 2	1

Option	Count 1				Count 2				Count 3			
	Part 1	Part 2	Part 3	Total	Part 1	Part 2	Part 3	Total	Part 1	Part 2	Part 3	Total
Lee Stadele	67	0	0	67								
Sam Knight	49	0	0	49								
OVER	0	0	0	0								
UNDER	34	0	0	34								
NOB	0	0	0	0								
Ballots Cast	150	0	0	150								

MVW Count	Machine Count	Difference
67	66	1
49	50	-1
0	0	0
34	34	0
0	0	0
150	150	0



# Attachement 3

Contest	COUNTY SURVEYOR Vote for 1 Democratic		
---------	---------------------------------------	--	--

**Team:** 5 **Out:** 11:26 AM **In:** 11:50 AM

	Print First and Last Name	Affiliation
Reader	Nick VanHanken	UAF
Tallier	Heidi Petersen	DEM

Ballots w/ contest: 150  
 Ballots w/o contest: 0  
 Total Ballots: 150  
 Staff initials of verification: TG

Audit ID	SYS
p_mb_233	H
Date	Batch #
7/2/2014	12
Contest Sequence #	Count #
1 of 2	2

Option	Count 1				Count 2				Count 3			
	Part 1	Part 2	Part 3	Total	Part 1	Part 2	Part 3	Total	Part 1	Part 2	Part 3	Total
Lee Stadele	67	0	0	67	66			66				
Sam Knight	49	0	0	49	50			50				
OVER	0	0	0	0	0			0				
UNDER	34	0	0	34	34			34				
NOB	0	0	0	0	0			0				
Ballots Cast	150	0	0	150	150	0	0	150				

MVW Count	Machine Count	Difference
66	66	0
50	50	0
0	0	0
34	34	0
0	0	0
150	150	0

### Difference Investigation:

Group #: N/A  
 Ballot #: N/A  
 PCT Style: N/A  
 MVW Team Resolution: N/A  
 Election Team Resolution: N/A  
 Machine Resolution: N/A

Attachement 3

Contest	COUNTY CORONER Vote for 1 Democratic		
---------	--------------------------------------	--	--

**Team:** 4 **Out:** 10:54 AM **In:** 11:04 AM

	Print First and Last Name	Affiliation
Reader	Colleen Siedem	REP
Tallier	Vanessa Lane-Miller	UAF

Ballots w/ contest: 150

Ballots w/o contest: 0

Total Ballots: 150

Staff initials of verification: BP

Audit ID	SYS
p_mb_233	H
Date	Batch #
7/2/2014	12
Contest Sequence #	Count #
2 of 2	1

Option	Count 1				Count 2				Count 3			
	Part 1	Part 2	Part 3	Total	Part 1	Part 2	Part 3	Total	Part 1	Part 2	Part 3	Total
Emma R. Hall	76	0	0	76								
Deron Dempsey	60	0	0	60								
OVER	0	0	0	0								
UNDER	14	0	0	14								
NOB	0	0	0	0								
Ballots Cast	150	0	0	150								

MVW Count	Machine Count	Difference
76	76	0
60	60	0
0	0	0
14	14	0
0	0	0
150	150	0

Attachement 3

Contest	COUNTY SURVEYOR Vote for 1 Democratic		
---------	---------------------------------------	--	--

**Team:** 1 **Out:** 10:07 AM **In:** 10:44 AM

	Print First and Last Name	Affiliation
Reader	Marge Atkinson	REP
Tallier	Pat Sweeney	DEM

Ballots w/ contest: 150  
 Ballots w/o contest: 0  
 Total Ballots: 150  
 Staff initials of verification: TG

Audit ID	SYS
p_mb_145	G
Date	Batch #
7/2/2014	35
Contest Sequence #	Count #
1 of 1	1

Option	Count 1				Count 2				Count 3			
	Part 1	Part 2	Part 3	Total	Part 1	Part 2	Part 3	Total	Part 1	Part 2	Part 3	Total
Lee Stadele	43	0	0	43								
Sam Knight	69	0	0	69								
OVER	2	0	0	2								
UNDER	36	0	0	36								
NOB	0	0	0	0								
Ballots Cast	150	0	0	150								

MVW Count	Machine Count	Difference
43	43	0
69	70	-1
2	1	1
36	36	0
0	0	0
150	150	0

Attachement 3

Contest	COUNTY SURVEYOR Vote for 1 Democratic		
---------	---------------------------------------	--	--

Team: 7 Out: 1:07 PM In: 1:26 PM

	Print First and Last Name	Affiliation
Reader	Bud Callaway	REP
Tallier	Ben Silver	UAF

Ballots w/ contest: 150  
 Ballots w/o contest: 0  
 Total Ballots: 150  
 Staff initials of verification: TG

Audit ID	SYS
p_mb_145	G
Date	Batch #
7/2/2014	35
Contest Sequence #	Count #
1 of 1	2

Option	Count 1				Count 2				Count 3			
	Part 1	Part 2	Part 3	Total	Part 1	Part 2	Part 3	Total	Part 1	Part 2	Part 3	Total
Lee Stadele	43	0	0	43	43			43				
Sam Knight	69	0	0	69	71			71				
OVER	2	0	0	2	0			0				
UNDER	36	0	0	36	36			36				
NOB	0	0	0	0	0			0				
Ballots Cast	150	0	0	150	150	0	0	150				

MVW Count	Machine Count	Difference
43	43	0
71	70	1
0	1	-1
36	36	0
0	0	0
150	150	0

**Difference Investigation:**

Group #:

Ballot #: #1

PCT Style: DEM

MVW Team Resolution: Vote for Knight

Election Team Resolution: Overvote

Machine Resolution:

Attachement 3

Contest	COUNTY SURVEYOR Vote for 1 Democratic		
---------	---------------------------------------	--	--

Team: **3** Out: 2:56 PM In: 3:12 PM

	Print First and Last Name	Affiliation
Reader	Lauren Forbes	UAF
Tallier	John Guinther	REP

Ballots w/ contest: 150  
 Ballots w/o contest: 0  
 Total Ballots: 150  
 Staff initials of verification: BP

Audit ID	SYS
p_mb_145	G
Date	Batch #
7/2/2014	35
Contest Sequence #	Count #
1 of 1	<b>3</b>

Option	Count 1				Count 2				Count 3			
	Part 1	Part 2	Part 3	Total	Part 1	Part 2	Part 3	Total	Part 1	Part 2	Part 3	Total
Lee Stadele	43	0	0	43	43			43	43			43
Sam Knight	69	0	0	69	71			71	69			69
OVER	2	0	0	2	0			0	2			2
UNDER	36	0	0	36	36			36	36			36
NOB	0	0	0	0	0			0	0			0
Ballots Cast	150	0	0	150	150	0	0	150	150	0	0	150

MVW Count	Machine Count	Difference
43	43	0
69	70	-1
2	1	1
36	36	0
0	0	0
150	150	0

**Difference Investigation:**

Group #:

Ballot #: #1

PCT Style: 630

MVW Team Resolution: Overvote

Election Team Resolution: Vote for Knight

Machine Resolution:

# Attachement 3

Contest	DISTRICT 4 - REPRESENTATIVE TO THE 114TH UNITED STATES CONGRESS Vote for 1 Democratic		
---------	---	--	--

**Team:** 7 **Out:** 11:02 AM **In:** 11:23 AM

	Print First and Last Name	Affiliation
Reader	Bud Callaway	REP
Tallier	Ben Silver	UAF

Ballots w/ contest: 50  
 Ballots w/o contest: 100  
 Total Ballots: 150  
 Staff initials of verification: BP

Audit ID	SYS
p_mb_248	C
Date	Batch #
7/2/2014	17
Contest Sequence #	Count #
1 of 3	1

Option	Count 1				Count 2				Count 3			
	Part 1	Part 2	Part 3	Total	Part 1	Part 2	Part 3	Total	Part 1	Part 2	Part 3	Total
Vic Meyers	42	0	0	42								
Dan Chapin (Write-In)	0	0	0	0								
OVER	0	0	0	0								
UNDER	8	0	0	8								
NOB	100	0	0	100								
Ballots Cast	150	0	0	150								

MVW Count	Machine Count	Difference
42	42	0
0	0	0
0	0	0
8	8	0
100	100	0
150	150	0

Attachement 3

Contest	COUNTY SURVEYOR Vote for 1 Democratic		
---------	---------------------------------------	--	--

**Team:** 7 **Out:** 11:23 AM **In:** 11:40 AM

	Print First and Last Name	Affiliation
Reader	Bud Callaway	REP
Tallier	Ben Silver	UAF

Ballots w/ contest: 150

Ballots w/o contest: 0

Total Ballots: 150

Staff initials of verification: BP

Audit ID	SYS
p_mb_248	C
Date	Batch #
7/2/2014	17
Contest Sequence #	Count #
2 of 3	1

Option	Count 1				Count 2				Count 3			
	Part 1	Part 2	Part 3	Total	Part 1	Part 2	Part 3	Total	Part 1	Part 2	Part 3	Total
Lee Stadele	69	0	0	69								
Sam Knight	47	0	0	47								
OVER	1	0	0	1								
UNDER	33	0	0	33								
NOB	0	0	0	0								
Ballots Cast	150	0	0	150								

MVW Count	Machine Count	Difference
69	68	1
47	47	0
1	1	0
33	34	-1
0	0	0
150	150	0

# Attachement 3

Contest	COUNTY SURVEYOR Vote for 1 Democratic											
---------	---------------------------------------	--	--	--	--	--	--	--	--	--	--	--

**Team:** 3 **Out:** 1:07 PM **In:** 1:28 PM

	Print First and Last Name	Affiliation
Reader	John Guinther	REP
Tallier	Lauren Forbes	UAF

Ballots w/ contest: 150  
 Ballots w/o contest: 0  
 Total Ballots: 150  
 Staff initials of verification: TG

Audit ID	SYS
p_mb_248	C
Date	Batch #
7/2/2014	17
Contest Sequence #	Count #
2 of 3	2

Option	Count 1				Count 2				Count 3			
	Part 1	Part 2	Part 3	Total	Part 1	Part 2	Part 3	Total	Part 1	Part 2	Part 3	Total
Lee Stadele	69	0	0	69	68			68				
Sam Knight	47	0	0	47	46			46				
OVER	1	0	0	1	2			2				
UNDER	33	0	0	33	34			34				
NOB	0	0	0	0	0			0				
Ballots Cast	150	0	0	150	150	0	0	150				

MVW Count	Machine Count	Difference
68	68	0
46	47	-1
2	1	1
34	34	0
0	0	0
150	150	0

## Difference Investigation:

Ballot #: 1                      2  
 PCT Style: 864                635  
 MVW Team Resolution: Overvote      Undervote  
 Election Team Resolution: Knight      Undervote



# Attachement 3

Contest	COUNTY SURVEYOR Vote for 1 Democratic											
---------	---------------------------------------	--	--	--	--	--	--	--	--	--	--	--

**Team:** 4 **Out:** 2:47 PM **In:** 3:04 PM

	Print First and Last Name	Affiliation
Reader	Vanessa Lane-Miller	UAF
Tallier	Colleen Siedem	REP

Ballots w/ contest: 150  
 Ballots w/o contest: 0  
 Total Ballots: 150  
 Staff initials of verification: BP

Audit ID	SYS
p_mb_248	C
Date	Batch #
7/2/2014	17
Contest Sequence #	Count #
2 of 3	3

Option	Count 1				Count 2				Count 3			
	Part 1	Part 2	Part 3	Total	Part 1	Part 2	Part 3	Total	Part 1	Part 2	Part 3	Total
Lee Stadele	69	0	0	69	68			68	68			68
Sam Knight	47	0	0	47	46			46	47			47
OVER	1	0	0	1	2			2	1			1
UNDER	33	0	0	33	34			34	34			34
NOB	0	0	0	0	0			0	0			0
Ballots Cast	150	0	0	150	150	0	0	150	150	0	0	150

MVW Count	Machine Count	Difference
68	68	0
47	47	0
1	1	0
34	34	0
0	0	0
150	150	0

## Difference Investigation:

Ballot #: 1                      2  
 PCT Style: 864                635  
 MVW Team Resolution: Knight      Undervote  
 Election Team Resolution: Knight      Undervote

Attachement 3

Contest	COUNTY CORONER Vote for 1 Democratic		
---------	--------------------------------------	--	--

Team: 7 Out: 11:40 AM In: 11:53 AM

	Print First and Last Name	Affiliation
Reader	Bud Callaway	REP
Tallier	Ben Silver	UAF

Ballots w/ contest: 150

Ballots w/o contest: 0

Total Ballots: 150

Staff initials of verification: BP

Audit ID	SYS
p_mb_248	C
Date	Batch #
7/2/2014	17
Contest Sequence #	Count #
3 of 3	1

Option	Count 1				Count 2				Count 3			
	Part 1	Part 2	Part 3	Total	Part 1	Part 2	Part 3	Total	Part 1	Part 2	Part 3	Total
Emma R. Hall	78	0	0	78								
Deron Dempsey	64	0	0	64								
OVER	0	0	0	0								
UNDER	8	0	0	8								
NOB	0	0	0	0								
Ballots Cast	150	0	0	150								

MVW Count	Machine Count	Difference
78	78	0
64	64	0
0	0	0
8	8	0
0	0	0
150	150	0

Attachement 3

Contest	COUNTY SURVEYOR Vote for 1 Democratic		
---------	---------------------------------------	--	--

Team: 3 Out: 10:11 AM In: 10:34 AM

	Print First and Last Name	Affiliation
Reader	John Guinther	REP
Tallier	Lauren Forbes	UAF

Ballots w/ contest: 150

Ballots w/o contest: 0

Total Ballots: 150

Staff initials of verification: TG

Audit ID	SYS
p_mb_040	A
Date	Batch #
6/30/2014	3
Contest Sequence #	Count #
1 of 1	1

Option	Count 1				Count 2				Count 3			
	Part 1	Part 2	Part 3	Total	Part 1	Part 2	Part 3	Total	Part 1	Part 2	Part 3	Total
Lee Stadele	57	0	0	57								
Sam Knight	46	0	0	46								
OVER	1	0	0	1								
UNDER	46	0	0	46								
NOB	0	0	0	0								
Ballots Cast	150	0	0	150								

MVW Count	Machine Count	Difference
57	57	0
46	46	0
1	1	0
46	46	0
0	0	0
150	150	0

Attachement 3

Contest	CITY OF LONGMONT BALLOT QUESTION 2A Vote for 1											
---------	--	--	--	--	--	--	--	--	--	--	--	--

**Team:** 7 **Out:** 10:41 AM **In:** 10:57 AM

	Print First and Last Name	Affiliation
Reader	Bud Callaway	REP
Tallier	Ben Silver	UAF

Ballots w/ contest: 149

Ballots w/o contest: 0

Total Ballots: 149

Staff initials of verification: BP

Audit ID	SYS
p_mb_069	A
Date	Batch #
6/30/2014	12
Contest Sequence #	Count #
1 of 1	1

Option	Count 1				Count 2				Count 3			
	Part 1	Part 2	Part 3	Total	Part 1	Part 2	Part 3	Total	Part 1	Part 2	Part 3	Total
Yes	107	0	0	107								
No	41	0	0	41								
Over	0	0	0	0								
UNDER	1	0	0	1								
NOB	0	0	0	0								
Ballots Cast	149	0	0	149								

MVW Count	Machine Count	Difference
107	107	0
41	41	0
0	0	0
1	1	0
0	0	0
149	149	0

Attachement 3

Contest	COUNTY SURVEYOR Vote for 1 Democratic		
---------	---------------------------------------	--	--

**Team:** 4 **Out:** 10:11 AM **In:** 10:34 AM

	Print First and Last Name	Affiliation
Reader	Colleen Siedem	REP
Tallier	Vanessa Lane-Miller	UAF

Ballots w/ contest: 150

Ballots w/o contest: 0

Total Ballots: 150

Staff initials of verification: BP

Audit ID	SYS
p_mb_219	C
Date	Batch #
6/30/2014	12
Contest Sequence #	Count #
1 of 1	1

Option	Count 1				Count 2				Count 3			
	Part 1	Part 2	Part 3	Total	Part 1	Part 2	Part 3	Total	Part 1	Part 2	Part 3	Total
Lee Stadele	48	0	0	48								
Sam Knight	54	0	0	54								
OVER	1	0	0	1								
UNDER	47	0	0	47								
NOB	0	0	0	0								
Ballots Cast	150	0	0	150								

MVW Count	Machine Count	Difference
48	48	0
54	54	0
1	1	0
47	47	0
0	0	0
150	150	0

Attachement 3

Contest	COUNTY SURVEYOR Vote for 1 Democratic		
---------	---------------------------------------	--	--

Team: 2 Out: 10:54 AM In: 11:21 AM

	Print First and Last Name	Affiliation
Reader	Ryan Dawkins	DEM
Tallier	Carol Affleck	REP

Ballots w/ contest: 149  
 Ballots w/o contest: 0  
 Total Ballots: 149  
 Staff initials of verification: BP

Audit ID	SYS
p_mb_223	A
Date	Batch #
6/30/2014	22
Contest Sequence #	Count #
1 of 1	1

Option	Count 1				Count 2				Count 3			
	Part 1	Part 2	Part 3	Total	Part 1	Part 2	Part 3	Total	Part 1	Part 2	Part 3	Total
Lee Stadele	76	0	0	76								
Sam Knight	48	0	0	48								
OVER	1	0	0	1								
UNDER	24	0	0	24								
NOB	0	0	0	0								
Ballots Cast	149	0	0	149								

MVW Count	Machine Count	Difference
76	76	0
48	48	0
1	1	0
24	24	0
0	0	0
149	149	0

Attachement 3

Contest	CITY OF LONGMONT BALLOT QUESTION 2A Vote for 1		
---------	--	--	--

**Team:** 1 **Out:** 10:45 AM **In:** 11:02 AM

	Print First and Last Name	Affiliation
Reader	Marge Atkinson	REP
Tallier	Pat Sweeney	DEM

Ballots w/ contest: 150  
 Ballots w/o contest: 0  
 Total Ballots: 150  
 Staff initials of verification: TG

Audit ID	SYS
p_mb_253	C
Date	Batch #
6/30/2014	3
Contest Sequence #	Count #
1 of 1	1

Option	Count 1				Count 2				Count 3			
	Part 1	Part 2	Part 3	Total	Part 1	Part 2	Part 3	Total	Part 1	Part 2	Part 3	Total
Yes	101	0	0	101								
No	48	0	0	48								
Over	0	0	0	0								
UNDER	1	0	0	1								
NOB	0	0	0	0								
Ballots Cast	150	0	0	150								

MVW Count	Machine Count	Difference
101	101	0
48	48	0
0	0	0
1	1	0
0	0	0
150	150	0

Attachement 3

Contest	COUNTY SURVEYOR Vote for 1 Democratic		
---------	---------------------------------------	--	--

**Team:** 6 **Out:** 10:09 AM **In:** 10:48 AM

	Print First and Last Name	Affiliation
Reader	Marcia Hill	DEM
Tallier	Delia Martindale	REP

Ballots w/ contest: 150

Ballots w/o contest: 0

Total Ballots: 150

Staff initials of verification: BP

Audit ID	SYS
p_mb_258	E
Date	Batch #
6/30/2014	2
Contest Sequence #	Count #
1 of 1	1

Option	Count 1				Count 2				Count 3			
	Part 1	Part 2	Part 3	Total	Part 1	Part 2	Part 3	Total	Part 1	Part 2	Part 3	Total
Lee Stadele	48	0	0	48								
Sam Knight	69	0	0	69								
OVER	0	0	0	0								
UNDER	33	0	0	33								
NOB	0	0	0	0								
Ballots Cast	150	0	0	150								

MVW Count	Machine Count	Difference
48	48	0
69	69	0
0	0	0
33	33	0
0	0	0
150	150	0



Attachement 3

Contest	COUNTY SURVEYOR Vote for 1 Democratic		
---------	---------------------------------------	--	--

**Team:** 5 **Out:** 10:10 AM **In:** 10:40 AM

	Print First and Last Name	Affiliation
Reader	Nicolus VanHanken	UAF
Tallier	Heidi Petersen	DEM

Ballots w/ contest: 150  
 Ballots w/o contest: 0  
 Total Ballots: 150  
 Staff initials of verification: TG

Audit ID	SYS
p_mb_261	C
Date	Batch #
6/30/2014	18
Contest Sequence #	Count #
1 of 1	1

Option	Count 1				Count 2				Count 3			
	Part 1	Part 2	Part 3	Total	Part 1	Part 2	Part 3	Total	Part 1	Part 2	Part 3	Total
Lee Stadele	67	0	0	67								
Sam Knight	48	0	0	48								
OVER	1	0	0	1								
UNDER	34	0	0	34								
NOB	0	0	0	0								
Ballots Cast	150	0	0	150								

MVW Count	Machine Count	Difference
67	67	0
48	48	0
1	1	0
34	34	0
0	0	0
150	150	0

Attachement 3

Contest	COUNTY SURVEYOR Vote for 1 Democratic		
---------	---------------------------------------	--	--

Team: 7 Out: 10:08 AM In: 10:39 AM

	Print First and Last Name	Affiliation
Reader	Bud Callaway	REP
Tallier	Ben Silver	UAF

Ballots w/ contest: 150

Ballots w/o contest: 0

Total Ballots: 150

Staff initials of verification: BP

Audit ID	SYS
p_mb_430	F
Date	Batch #
6/30/2014	10
Contest Sequence #	Count #
1 of 1	1

Option	Count 1				Count 2				Count 3			
	Part 1	Part 2	Part 3	Total	Part 1	Part 2	Part 3	Total	Part 1	Part 2	Part 3	Total
Lee Stadele	64	0	0	64								
Sam Knight	46	0	0	46								
OVER	0	0	0	0								
UNDER	40	0	0	40								
NOB	0	0	0	0								
Ballots Cast	150	0	0	150								

MVW Count	Machine Count	Difference
64	64	0
46	46	0
0	0	0
40	40	0
0	0	0
150	150	0

# Attachement 3

Contest	GOVERNOR Vote for 1 Republican		
---------	--------------------------------	--	--

**Team:** 5 **Out:** 10:42 AM **In:** 11:08 AM

	Print First and Last Name	Affiliation
Reader	Heidi Petersen	DEM
Tallier	Nick VanHanken	UAF

Ballots w/ contest: 150

Ballots w/o contest: 0

Total Ballots: 150

Staff initials of verification: TG

Audit ID	SYS
p_mb_454	H
Date	Batch #
6/30/2014	7
Contest Sequence #	Count #
1 of 1	1

Option	Count 1				Count 2				Count 3			
	Part 1	Part 2	Part 3	Total	Part 1	Part 2	Part 3	Total	Part 1	Part 2	Part 3	Total
Mike Kopp	12	0	0	12								
Scott Gessler	41	0	0	41								
Tom Tancredo	39	0	0	39								
Bob Beauprez	52	0	0	52								
OVER	1	0	0	1								
UNDER	5	0	0	5								
NOB	0	0	0	0								
Ballots Cast	150	0	0	150								

MVW Count	Machine Count	Difference
12	12	0
41	41	0
39	39	0
52	52	0
1	1	0
5	5	0
0	0	0
150	150	0

Attachement 3

Contest	COUNTY SURVEYOR Vote for 1 Democratic		
---------	---------------------------------------	--	--

Team: 2 Out: 10:10 AM In: 10:48 AM

	Print First and Last Name	Affiliation
Reader	Ryan Dawkins	DEM
Tallier	Carol Affleck	REP

Ballots w/ contest: 150

Ballots w/o contest: 0

Total Ballots: 150

Staff initials of verification: TG

Audit ID	SYS
p_mb_460	D
Date	Batch #
6/30/2014	2
Contest Sequence #	Count #
1 of 1	1

Option	Count 1				Count 2				Count 3			
	Part 1	Part 2	Part 3	Total	Part 1	Part 2	Part 3	Total	Part 1	Part 2	Part 3	Total
Lee Stadele	47	0	0	47								
Sam Knight	43	0	0	43								
OVER	1	0	0	1								
UNDER	59	0	0	59								
NOB	0	0	0	0								
Ballots Cast	150	0	0	150								

MVW Count	Machine Count	Difference
47	47	0
43	43	0
1	1	0
59	59	0
0	0	0
150	150	0

# Attachement 3

Contest	GOVERNOR Vote for 1 Republican											
---------	--------------------------------	--	--	--	--	--	--	--	--	--	--	--

**Team:** 6 **Out:** 10:50 AM **In:** 11:15 AM

	Print First and Last Name	Affiliation
Reader	Delia Martindale	REP
Tallier	Marica Hill	DEM

Ballots w/ contest: 150

Ballots w/o contest: 0

Total Ballots: 150

Staff initials of verification: BP

Audit ID	SYS
p_mb_566	E
Date	Batch #
6/30/2014	28
Contest Sequence #	Count #
1 of 1	1

Option	Count 1				Count 2				Count 3			
	Part 1	Part 2	Part 3	Total	Part 1	Part 2	Part 3	Total	Part 1	Part 2	Part 3	Total
Mike Kopp	16	0	0	16								
Scott Gessler	52	0	0	52								
Tom Tancredo	31	0	0	31								
Bob Beauprez	50	0	0	50								
OVER	0	0	0	0								
UNDER	1	0	0	1								
NOB	0	0	0	0								
Ballots Cast	150	0	0	150								

MVW Count	Machine Count	Difference
16	16	0
52	52	0
31	31	0
50	50	0
0	0	0
1	1	0
0	0	0
150	150	0

Attachement 3

Contest	DISTRICT 4 - REPRESENTATIVE TO THE 114TH UNITED STATES CONGRESS Vote for 1 Republican		
---------	---	--	--

**Team:** 3 **Out:** 10:36 AM **In:** 10:56 AM

	Print First and Last Name	Affiliation
Reader	Lauren Forbes	UAF
Tallier	John Guinther	REP

Ballots w/ contest: 149  
 Ballots w/o contest: 0  
 Total Ballots: 149  
 Staff initials of verification: BP

Audit ID	SYS
p_mb_028	A
Date	Batch #
6/30/2014	1
Contest Sequence #	Count #
1 of 3	1

Option	Count 1				Count 2				Count 3			
	Part 1	Part 2	Part 3	Total	Part 1	Part 2	Part 3	Total	Part 1	Part 2	Part 3	Total
Scott W. Renfroe	25	0	0	25								
Ken Buck	74	0	0	74								
Steve Laffey	26	0	0	26								
Barbara J. Kirkmeyer	20	0	0	20								
OVER	0	0	0	0								
UNDER	4	0	0	4								
NOB	0	0	0	0								
Ballots Cast	149	0	0	149								

MVW Count	Machine Count	Difference
25	25	0
74	74	0
26	26	0
20	20	0
0	0	0
4	4	0
0	0	0
149	149	0

# Attachement 3

Contest	GOVERNOR Vote for 1 Republican		
---------	--------------------------------	--	--

**Team:** 3 **Out:** 10:56 AM **In:** 11:11 AM

	Print First and Last Name	Affiliation
Reader	John Guinther	REP
Tallier	Lauren Forbes	UAF

Ballots w/ contest: 149

Ballots w/o contest: 0

Total Ballots: 149

Staff initials of verification: BP

Audit ID	SYS
p_mb_028	A
Date	Batch #
6/30/2014	1
Contest Sequence #	Count #
2 of 3	1

Option	Count 1				Count 2				Count 3			
	Part 1	Part 2	Part 3	Total	Part 1	Part 2	Part 3	Total	Part 1	Part 2	Part 3	Total
Mike Kopp	24	0	0	24								
Scott Gessler	21	0	0	21								
Tom Tancredo	47	0	0	47								
Bob Beauprez	54	0	0	54								
OVER	0	0	0	0								
UNDER	3	0	0	3								
NOB	0	0	0	0								
Ballots Cast	149	0	0	149								

MVW Count	Machine Count	Difference
24	24	0
21	21	0
47	47	0
54	54	0
0	0	0
3	3	0
0	0	0
149	149	0

Attachement 3

Contest	CITY OF LONGMONT BALLOT QUESTION 2A Vote for 1		
---------	--	--	--

**Team:** 3 **Out:** 11:21 AM **In:** 11:36 AM

	Print First and Last Name	Affiliation
Reader	John Guinther	REP
Tallier	Lauren Forbes	UAF

Ballots w/ contest: 149  
 Ballots w/o contest: 0  
 Total Ballots: 149  
 Staff initials of verification: BP

Audit ID	SYS
p_mb_028	A
Date	Batch #
6/30/2014	1
Contest Sequence #	Count #
3 of 3	1

Option	Count 1				Count 2				Count 3			
	Part 1	Part 2	Part 3	Total	Part 1	Part 2	Part 3	Total	Part 1	Part 2	Part 3	Total
Yes	93	0	0	93								
No	49	0	0	49								
Over	1	0	0	1								
UNDER	6	0	0	6								
NOB	0	0	0	0								
Ballots Cast	149	0	0	149								

MVW Count	Machine Count	Difference
93	93	0
49	49	0
1	1	0
6	6	0
0	0	0
149	149	0



# Attachement 3

Contest	DISTRICT 4 - REPRESENTATIVE TO THE 114TH UNITED STATES CONGRESS Vote for 1 Democratic		
---------	---	--	--

**Team:** 4 **Out:** 11:05 AM **In:** 11:19 AM

	Print First and Last Name	Affiliation
Reader	Colleen Siedem	REP
Tallier	Vanessa Lane-Miller	UAF

Ballots w/ contest: 100

Ballots w/o contest: 50

Total Ballots: 150

Staff initials of verification: BP

Audit ID	SYS
p_mb_301	E
Date	Batch #
6/30/2014	4
Contest Sequence #	Count #
1 of 4	1

Option	Count 1				Count 2				Count 3			
	Part 1	Part 2	Part 3	Total	Part 1	Part 2	Part 3	Total	Part 1	Part 2	Part 3	Total
Vic Meyers	81	0	0	81								
Dan Chapin (Write-In)	0	0	0	0								
OVER	0	0	0	0								
UNDER	19	0	0	19								
NOB	50	0	0	50								
Ballots Cast	150	0	0	150								

MVW Count	Machine Count	Difference
81	81	0
0	0	0
0	0	0
19	19	0
50	50	0
150	150	0

Attachement 3

Contest	COUNTY SURVEYOR Vote for 1 Democratic		
---------	---------------------------------------	--	--

**Team:** 4 **Out:** 11:19 AM **In:** 11:28 AM

	Print First and Last Name	Affiliation
Reader	Vanessa Lane-Miller	UAF
Tallier	Colleen Siedem	REP

Ballots w/ contest: 150  
 Ballots w/o contest: 0  
 Total Ballots: 150  
 Staff initials of verification: BP

Audit ID	SYS
p_mb_301	E
Date	Batch #
6/30/2014	4
Contest Sequence #	Count #
2 of 4	1

Option	Count 1				Count 2				Count 3			
	Part 1	Part 2	Part 3	Total	Part 1	Part 2	Part 3	Total	Part 1	Part 2	Part 3	Total
Lee Stadele	45	0	0	45								
Sam Knight	65	0	0	65								
OVER	0	0	0	0								
UNDER	40	0	0	40								
NOB	0	0	0	0								
Ballots Cast	150	0	0	150								

MVW Count	Machine Count	Difference
45	45	0
65	65	0
0	0	0
40	40	0
0	0	0
150	150	0

Attachement 3

Contest	COUNTY CORONER Vote for 1 Democratic		
---------	--------------------------------------	--	--

**Team:** 4 **Out:** 11:28 AM **In:** 11:39 AM

	Print First and Last Name	Affiliation
Reader	Vanessa Lane-Miller	UAF
Tallier	Colleen Siedem	REP

Ballots w/ contest: 150  
 Ballots w/o contest: 0  
 Total Ballots: 150  
 Staff initials of verification: BP

Audit ID	SYS
p_mb_301	E
Date	Batch #
6/30/2014	4
Contest Sequence #	Count #
3 of 4	1

Option	Count 1				Count 2				Count 3			
	Part 1	Part 2	Part 3	Total	Part 1	Part 2	Part 3	Total	Part 1	Part 2	Part 3	Total
Emma R. Hall	99	0	0	99								
Deron Dempsey	45	0	0	45								
OVER	0	0	0	0								
UNDER	6	0	0	6								
NOB	0	0	0	0								
Ballots Cast	150	0	0	150								

MVW Count	Machine Count	Difference
99	99	0
45	45	0
0	0	0
6	6	0
0	0	0
150	150	0

Attachement 3

Contest	CITY OF LONGMONT BALLOT QUESTION 2A Vote for 1		
---------	--	--	--

**Team:** 4 **Out:** 11:39 AM **In:** 11:49 AM

	Print First and Last Name	Affiliation
Reader	Colleen Siedem	REP
Tallier	Vanessa Lane-Miller	UAF

Ballots w/ contest: 100

Ballots w/o contest: 50

Total Ballots: 150

Staff initials of verification: BP

Audit ID	SYS
p_mb_301	E
Date	Batch #
6/30/2014	4
Contest Sequence #	Count #
4 of 4	1

Option	Count 1				Count 2				Count 3			
	Part 1	Part 2	Part 3	Total	Part 1	Part 2	Part 3	Total	Part 1	Part 2	Part 3	Total
Yes	72	0	0	72								
No	26	0	0	26								
Over	0	0	0	0								
UNDER	2	0	0	2								
NOB	50	0	0	50								
Ballots Cast	150	0	0	150								

MVW Count	Machine Count	Difference
72	72	0
26	26	0
0	0	0
2	2	0
50	50	0
150	150	0

# Attachement 3

Contest	DISTRICT 4 - REPRESENTATIVE TO THE 114TH UNITED STATES CONGRESS Vote for 1 Democratic		
---------	---	--	--

**Team:** 7 **Out:** 1:55 PM **In:** 2:13 PM

	Print First and Last Name	Affiliation
Reader	Bud Callaway	REP
Tallier	Ben Silver	UAF

Ballots w/ contest: 150  
 Ballots w/o contest: 0  
 Total Ballots: 150  
 Staff initials of verification: TG

Audit ID	SYS
p_mb_352	B
Date	Batch #
6/30/2014	32
Contest Sequence #	Count #
1 of 4	1

Option	Count 1				Count 2				Count 3			
	Part 1	Part 2	Part 3	Total	Part 1	Part 2	Part 3	Total	Part 1	Part 2	Part 3	Total
Vic Meyers	107	0	0	107								
Dan Chapin (Write-In)	1	0	0	1								
OVER	0	0	0	0								
UNDER	42	0	0	42								
NOB	0	0	0	0								
Ballots Cast	150	0	0	150								

MVW Count	Machine Count	Difference
107	107	0
1	1	0
0	0	0
42	42	0
0	0	0
150	150	0

Attachement 3

Contest	COUNTY SURVEYOR Vote for 1 Democratic		
---------	---------------------------------------	--	--

Team: 7 Out: 2:13 PM In: 2:32 PM

	Print First and Last Name	Affiliation
Reader	Bud Callaway	REP
Tallier	Ben Silver	UAF

Ballots w/ contest: 150  
 Ballots w/o contest: 0  
 Total Ballots: 150  
 Staff initials of verification: TG

Audit ID	SYS
p_mb_352	B
Date	Batch #
6/30/2014	32
Contest Sequence #	Count #
2 of 4	1

Option	Count 1				Count 2				Count 3			
	Part 1	Part 2	Part 3	Total	Part 1	Part 2	Part 3	Total	Part 1	Part 2	Part 3	Total
Lee Stadele	58	0	0	58								
Sam Knight	56	0	0	56								
OVER	0	0	0	0								
UNDER	36	0	0	36								
NOB	0	0	0	0								
Ballots Cast	150	0	0	150								

MVW Count	Machine Count	Difference
58	58	0
56	56	0
0	0	0
36	36	0
0	0	0
150	150	0

Attachement 3

Contest	COUNTY CORONER Vote for 1 Democratic		
---------	--------------------------------------	--	--

Team: **7** Out: 2:32 PM In: 2:44 PM

	Print First and Last Name	Affiliation
Reader	Bud Callaway	REP
Tallier	Ben Silver	UAF

Ballots w/ contest: 150  
 Ballots w/o contest: 0  
 Total Ballots: 150  
 Staff initials of verification: TG

Audit ID	SYS
p_mb_352	B
Date	Batch #
6/30/2014	32
Contest Sequence #	Count #
3 of 4	1

Option	Count 1				Count 2				Count 3			
	Part 1	Part 2	Part 3	Total	Part 1	Part 2	Part 3	Total	Part 1	Part 2	Part 3	Total
Emma R. Hall	97	0	0	97								
Deron Dempsey	41	0	0	41								
OVER	0	0	0	0								
UNDER	12	0	0	12								
NOB	0	0	0	0								
Ballots Cast	150	0	0	150								

MVW Count	Machine Count	Difference
97	97	0
41	41	0
0	0	0
12	12	0
0	0	0
150	150	0

Attachement 3

Contest	CITY OF LONGMONT BALLOT QUESTION 2A Vote for 1		
---------	--	--	--

**Team:** 7 **Out:** 2:44 PM **In:** 2:59 PM

	Print First and Last Name	Affiliation
Reader	Bud Callaway	REP
Tallier	Ben Silver	UAF

Ballots w/ contest: 150  
 Ballots w/o contest: 0  
 Total Ballots: 150  
 Staff initials of verification: TG

Audit ID	SYS
p_mb_352	B
Date	Batch #
6/30/2014	32
Contest Sequence #	Count #
4 of 4	1

Option	Count 1				Count 2				Count 3			
	Part 1	Part 2	Part 3	Total	Part 1	Part 2	Part 3	Total	Part 1	Part 2	Part 3	Total
Yes	118	0	0	118								
No	27	0	0	27								
Over	0	0	0	0								
UNDER	5	0	0	5								
NOB	0	0	0	0								
Ballots Cast	150	0	0	150								

MVW Count	Machine Count	Difference
118	118	0
27	27	0
0	0	0
5	5	0
0	0	0
150	150	0



# Attachement 3

Contest	DISTRICT 4 - REPRESENTATIVE TO THE 114TH UNITED STATES CONGRESS Vote for 1 Democratic		
---------	---	--	--

**Team:** 3/4    **Out:** 1:56/2:13    **In:** 2:13/2:17

	Print First and Last Name	Affiliation
Reader	Lauren Forbes	UAF
Tallier	John Guinther	REP

Ballots w/ contest: 50  
 Ballots w/o contest: 123  
 Total Ballots: 173  
 Staff initials of verification: TG

Audit ID	SYS
p_mb_358, p_mb_359	B
Date	Batch #
7/2/2014	35, 36
Contest Sequence #	Count #
1 of 4	1

Option	Count 1				Count 2				Count 3			
	Part 1	Part 2	Part 3	Total	Part 1	Part 2	Part 3	Total	Part 1	Part 2	Part 3	Total
Vic Meyers	37	0	0	37								
Dan Chapin (Write-In)	0	0	0	0								
OVER	0	0	0	0								
UNDER	13	0	0	13								
NOB	100	23	0	123								
Ballots Cast	150	23	0	173								

MVW Count	Machine Count	Difference
37	37	0
0	0	0
0	0	0
13	13	0
123	123	0
173	173	0

Attachement 3

Contest	COUNTY SURVEYOR Vote for 1 Democratic		
---------	---------------------------------------	--	--

Team: 3-Apr Out: 2:15/2:05 In: 2:29/2:27

	Print First and Last Name	Affiliation
Reader	Colleen Siedem	REP
Tallier	Vanessa Lane-Miller	UAF

Ballots w/ contest: 150  
 Ballots w/o contest: 23  
 Total Ballots: 173

Staff initials of verification: JP/TG

Audit ID	SYS
p_mb_358, p_mb_359	B
Date	Batch #
7/2/2014	35, 36
Contest Sequence #	Count #
2 of 4	1

Option	Count 1				Count 2				Count 3			
	Part 1	Part 2	Part 3	Total	Part 1	Part 2	Part 3	Total	Part 1	Part 2	Part 3	Total
Lee Stadele	57	0	0	57								
Sam Knight	57	0	0	57								
OVER	0	0	0	0								
UNDER	36	0	0	36								
NOB	0	23	0	23								
Ballots Cast	150	23	0	173								

MVW Count	Machine Count	Difference
57	57	0
57	57	0
0	0	0
36	36	0
23	23	0
173	173	0

Attachement 3

Contest	COUNTY CORONER Vote for 1 Democratic		
---------	--------------------------------------	--	--

**Team:** 4/3    **Out:** 1:56/2:30    **In:** 2:02/2:45

	Print First and Last Name	Affiliation
Reader	Vanessa Lane-Miller	UAF
Tallier	Colleen Sieden	REP

Ballots w/ contest: 150  
 Ballots w/o contest: 23  
 Total Ballots: 173

Staff initials of verification: }P/TG

Audit ID	SYS
p_mb_358, p_mb_359	B
Date	Batch #
7/2/2014	35, 36
Contest Sequence #	Count #
3 of 4	1

Option	Count 1				Count 2				Count 3			
	Part 1	Part 2	Part 3	Total	Part 1	Part 2	Part 3	Total	Part 1	Part 2	Part 3	Total
Emma R. Hall	95	0	0	95								
Deron Dempsey	47	0	0	47								
OVER	0	0	0	0								
UNDER	8	0	0	8								
NOB	0	23	0	23								
Ballots Cast	150	23	0	173								

MVW Count	Machine Count	Difference
95	95	0
47	47	0
0	0	0
8	8	0
23	23	0
173	173	0

Attachement 3

Contest	CITY OF LONGMONT BALLOT QUESTION 2A Vote for 1		
---------	--	--	--

**Team:** 4/3    **Out:** 2:44/2:52    **In:** 2:02/2:04

	Print First and Last Name	Affiliation
Reader	Vanessa Lane-Miller	UAF
Tallier	Colleen Siedem	REP

Ballots w/ contest: 73

Ballots w/o contest: 100

Total Ballots: 173

Staff initials of verification: TG

Audit ID	SYS
p_mb_358, p_mb_359	B
Date	Batch #
7/2/2014	35, 36
Contest Sequence #	Count #
4 of 4	1

Option	Count 1				Count 2				Count 3			
	Part 1	Part 2	Part 3	Total	Part 1	Part 2	Part 3	Total	Part 1	Part 2	Part 3	Total
Yes	37	18	0	55								
No	12	5	0	17								
Over	0	0	0	0								
UNDER	1	0	0	1								
NOB	100	0	0	100								
Ballots Cast	150	23	0	173								

MVW Count	Machine Count	Difference
55	55	0
17	17	0
0	0	0
1	1	0
100	100	0
173	173	0

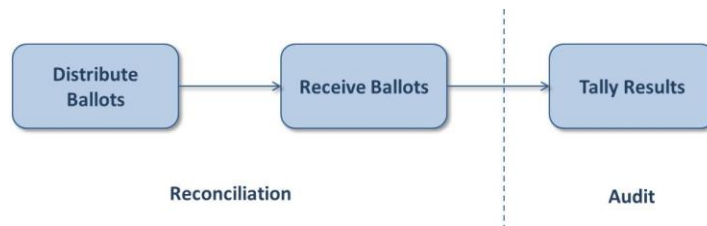
# Boulder County 2014 Primary Election Reconciliation Report

July 7, 2014

## Overview

The election reconciliation process is one of the steps required by Colorado state statutes and election rules in order for election results to be certified by the Canvass Board. Statute CRS 1-10-101 specifically requires reconciliation of ballots cast in order to ensure that the number of votes counted  $\leq$  number of ballots cast  $\leq$  number of eligible voters. SOS Rule 10 states that election details must be preserved, requiring tracking of issued ballots as well as voted ballots as they pass through the election processes.

This report will present both summary data regarding the overall election processes, as well as a detailed accounting of ballots on a precinct-by-precinct basis. A high-level view of the election processes can be seen below:



The reconciliation process primarily focuses on the distribution and reception of ballots, through the assignment of voter credit. Boulder County’s audit, the subject of a separate process and report, is the quality assurance procedure that checks the accuracy of the machine tally results.

## Statutory Requirement

As mentioned above, Statute CRS 1-10-101 requires that the Canvass Board and reconciliation process ensure that the number of votes counted  $\leq$  number of ballots cast  $\leq$  number of eligible voters. Per proposed rule, “Ballots cast in an election” or “Ballots cast in each precinct” means paper and electronic ballots cast by electors in a Voter Service and Polling Center and mail ballots received for processing by a County Clerk. This proposed definition is being used for references to ballots cast in this report. For this election, these numbers are as follows:

<b>Votes Counted:</b>	<b>43,290</b>
<b>Ballots Cast:</b>	<b>43,659</b>
Primary Eligible	115,862
Longmont Additional	18,677
<b>Eligible Voters</b>	<b>134,539</b>

Election Rule 10.7.2 requires the reporting of the provisional ballot information below:

<b>Provisional Ballot Summary</b>	
Accepted:	2
Rejected:	0
<b>Provisional Ballot Total:</b>	<b>2</b>

Also required by rule 10.7.2 is the following summary information of damaged and spoiled ballots:

<b>Damaged/Spoiled Ballot Summary</b>	
Damaged (duplicated) Ballots:	33
Spoiled Ballots from VSPCs:	10

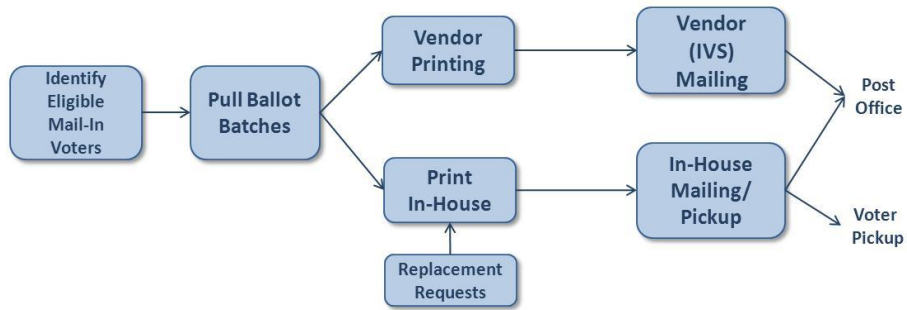
A total of 7,685 ballots were returned to the county by the USPS as undeliverable.



# Ballot Distribution

## Mail Ballots

Per Colorado House Bill 1303 which was passed in 2013, ballots are automatically sent to all eligible voters for every election. Eligible voters are the subset of voters that active, registered in the county by Election Day, reside in one of the jurisdictions on the ballot and are 18 years old or older on Election Day. They also must be affiliated with one of the parties participating in the Primary Election, or reside in the City of Longmont (for the Longmont Bond Issue on the ballot). The diagram below is an overview of the process of mailing ballots.



We use a print/mailling vendor for most of the Mail ballots. We provide the vendor with ballot images and addressing information some weeks before ballots are to be mailed. However, during these weeks we receive and process numerous registration changes, some of which void ballots being processed by the vendor. When possible we attempt to find and secure those voided ballots. For this election we had voids pulled 1 time, securing 439 voided ballots and reducing the number of mail-pieces managed by the vendor. The vendor hand-off to the Post Office reflects these numbers.

**Vendor Batches**

	Batch Date	Original Number in Batch	LAT Ballots	Attempted Void Pulls	Actual Voids Pulled
Batch 02 - UOCAVA Mail	5/6	1,083			
Batch 04 - ID Required	5/6	550		2	2
Batch 05 - Regular	5/6	131,486	799	437	437
Batch 13 - Supplemental	5/29	1,238			
<b>TOTAL</b>		<b>134,357</b>		<b>439</b>	<b>439</b>
Expected to be Mailed		133,119			
UOCAVA Mailed		1,083			
Vendor/USPS Mailed		132,019			
Vendor/First Class Mailed		14			
Address Rejected - Mailed by BOCO		3			
<b>Difference</b>		<b>0</b>			

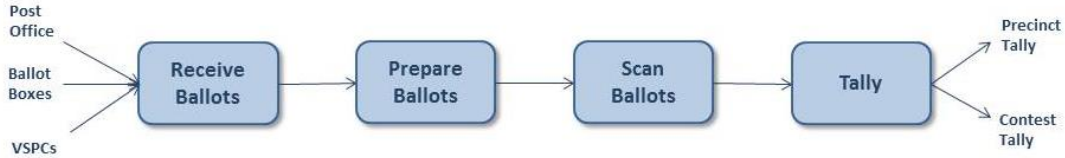
Attachment 1 provides a precinct-by-precinct accounting of ballots sent.



# Ballot Reception

Mail-in ballots are received either through the Post Office or drop-off ballot boxes from Voter Service and Polling Centers and drive-by drop-off locations. These ballots are validated by Election Workers and either accepted or rejected, depending upon the envelope signature, and recorded accordingly in SCORE. Letters are sent to the voters with a rejected signature, allowing them to come in and “cure” the envelope. Only the ballots associated with accepted envelopes proceed through the process to scanning, resolution, and tallying.

Voted paper in-person “flat” ballots from Voter Service and Polling Center (VSPC) locations arrive in separate ballot boxes from the mail-in ballots. Because the voters were already recorded in SCORE and had their signature verified at the VSPC locations, these ballots go directly to scanning, resolution, and tallying after being counted.



Attachment 2 provides an accounting of ballots received. The left hand portion of Attachment 2 shows the ballots received in SCORE by vote method.

## City of Longmont Ballot Issue Impact on Election Tally

In addition to the standard Primary election ballot content, we ran a ballot question for the City of Longmont. All City of Longmont active voters received a ballot with this issue. Voters affiliated with one of the major parties in the Primary received one ballot containing both primary races and the Longmont issue. All other City of Longmont voters (Unaffiliated and minor parties) received a ballot with the City of Longmont issue only. Since unaffiliated voters had the option to affiliate with a major party up to and including Election Day, there were some unaffiliated City of Longmont voters who voted and returned their “City of Longmont Issue-only” ballot, and then decided to affiliate with a major party and vote that party’s Primary ballot. The Statewide Colorado Registration and Election system (SCORE) cannot recognize this circumstance since the voter already had an accepted ballot, and thus we had to track these unique requests manually. The result is that Tally shows more ballots processed than SCORE, with the difference being the City of Longmont voters who voted both an Unaffiliated City of Longmont ballot, and then after affiliating, a party ballot which did *not* have the City of Longmont issue on it. The following table displays the counts of these ballots:

City of Longmont Affiliation Ballots		
Precinct	Count	Scenario
642	2	Request to affiliate came in after City of Longmont unaffiliated ballot already received. Sent and received precinct 642 party-only ballot.
642	5	Request to affiliate came in after voter had sent City of Longmont non-partisan ballot but before we received it. They were sent a full partisan ballot with City of Longmont issue, first ballot back was accepted (City of Longmont only) and second ballot was duplicated onto 642 party-only ballot.



## Tally Accounting

Once the ballots are scanned, resolved and tallied, the number of votes counted should equal the number of accepted ballots in SCORE plus the number of provisionals and additional ballots for City of Longmont voters who affiliated after voting their Longmont issue-only ballot.

SCORE Disposition		Tally of Ballots Cast	
Accepted Mail-Ballot	43,085	Ballots Cast	43,290
Voted In-Person	196		
Provisional	2		
<b>Total SCORE</b>	<b>43,283</b>		
Longmont Affiliation Ballots	7		
<b>Total</b>	<b>43,290</b>		

Attachment 2 pulls together all voting methods and provides a precinct-by-precinct comparison against the ballots seen by Tally.

## Election Audit

The election audit confirms the ballots cast and the vote count. Randomly selected contests and randomly selected ballots are manually tallied and compared with the machine count of the same ballots. The Audit results are summarized in a separate report.

## Summary

Based on the research performed during this canvass and reported herein, it has been determined that Colorado Statute CRS 1-10-101 has been met, in that the number of votes counted  $\leq$  number of ballots cast (accepted plus rejected ballots)  $\leq$  number of eligible voters.

<b>Votes Counted:</b>	<b>43,290</b>
<b>Ballots Cast:</b>	<b>43,659</b>
Primary Eligible	115,862
Longmont Additional	18,677
<b>Eligible Voters</b>	<b>134,539</b>





## Attachment 1 - Sending Ballots

Eligible Voters DEM, REP, ACN, City of Longmont (EX003 - SCORE Registered Voter List)		
Precinct	Active	Inactive
100	648	161
101	685	148
102	459	464
103	605	101
104	584	101
105	218	108
106	518	102
107	318	88
200	367	36
201	393	60
202	624	133
203	611	65
204	594	106
205	526	105
206	327	34
207	553	88
208	654	81
209	386	39
210	540	69
211	616	104
212	636	112
213	929	105
214	742	131
300	636	136
301	777	129
302	593	127
303	481	104
304	520	55
305	584	153
306	615	148
307	480	181
308	501	124
309	664	110
310	664	130
311	462	98
312	575	78
313	779	93
314	586	60
315	491	92
316	695	82
400	75	5
401	415	42
402	396	38
403	609	63
404	536	69
405	283	29
406	442	49
407	273	31
408	657	112

Sent Ballots (CE-E013 - SCORE Absentee List)						
IVS Printed	In-House Printed	Voided	Registered After Mail Cut-Off	Surrendered to Vote In Person	Total Active Ballots	Diff Eligibles & Active Ballots
636	15	3	0	0	648	0
676	9	1	1	0	685	0
440	29	13	1	2	459	0
597	12	5	0	1	605	0
579	8	4	1	0	584	0
211	8	3	2	0	218	0
511	10	3	0	0	518	0
314	6	3	0	1	318	0
358	11	3	0	1	367	0
389	9	5	0	0	393	0
613	12	3	2	0	624	0
607	9	6	1	0	611	0
579	20	8	2	1	594	0
519	10	6	2	1	526	0
324	2	0	1	0	327	0
541	14	8	1	5	553	0
641	11	1	3	0	654	0
383	3	0	0	0	386	0
536	8	3	0	0	541	-1
602	13	3	1	3	616	0
628	10	4	1	1	636	0
848	90	9	0	1	930	-1
726	18	5	1	2	742	0
619	18	6	3	2	636	0
760	20	8	3	2	777	0
578	17	6	0	4	593	0
474	9	4	2	0	481	0
512	13	7	0	2	520	0
573	15	5	1	0	584	0
610	10	9	2	2	615	0
467	14	6	2	3	480	0
498	4	2	1	0	501	0
651	17	7	3	0	664	0
645	21	4	1	1	664	0
452	13	9	3	3	462	0
569	10	7	1	1	574	1
761	19	3	2	0	779	0
573	19	10	2	2	586	0
486	7	4	2	0	491	0
688	14	7	0	0	695	0
75	0	0	0	0	75	0
407	10	4	0	2	415	0
389	7	1	1	0	396	0
599	11	3	0	0	607	2
527	9	0	0	0	536	0
278	4	0	1	0	283	0
437	9	5	1	0	442	0
272	1	0	0	0	273	0
641	21	7	1	1	657	0

## Attachment 1 - Sending Ballots

Precinct	Active	Inactive
409	833	114
410	632	62
411	937	137
412	832	131
500	506	101
501	617	71
502	624	84
503	864	84
504	417	40
505	468	81
506	364	34
507	739	80
508	444	54
600	1347	611
601	1221	549
602	702	351
603	1174	519
604	901	381
605	958	499
606	727	411
607	920	423
608	846	521
609	464	276
610	1190	708
611	880	485
612	832	413
613	771	353
614	1220	569
615	730	327
616	998	486
617	1536	806
618	1102	505
619	1182	695
620	1282	683
621	951	457
622	649	343
623	1005	596
624	688	331
625	756	358
626	972	485
627	679	406
628	765	361
629	553	287
630	799	427
631	571	303
632	1109	518
633	770	457
634	707	401
635	783	359
636	1054	474
637	1113	595
638	926	330

IVS Printed	In-House Printed	Voided	Registered After Mail Cut-Off	Surrendered to Vote In Person	Total Active Ballots	Diff Eligibles & Active Ballots
814	22	6	3	0	833	0
624	13	6	0	1	632	0
918	28	14	3	2	937	0
819	17	4	0	0	832	0
498	9	4	1	2	506	0
607	14	6	0	2	617	0
616	9	2	0	1	624	0
856	13	7	1	2	865	-1
409	14	10	0	4	417	0
464	8	4	0	0	468	0
358	9	3	0	0	364	0
727	19	9	1	1	739	0
444	5	4	1	0	446	-2
1323	42	21	5	0	1349	-2
1215	22	22	3	2	1220	1
696	17	13	2	0	702	0
1159	26	14	3	0	1174	0
902	8	11	1	1	901	0
947	18	8	1	0	958	0
721	8	7	1	4	727	0
921	18	19	0	0	920	0
833	19	10	1	3	846	0
459	11	7	1	0	464	0
1181	24	20	3	2	1190	0
879	10	10	1	0	880	0
831	15	14	0	0	832	0
765	21	15	0	0	771	0
1210	21	17	2	2	1218	2
725	13	10	1	1	730	0
993	12	10	1	2	998	0
1520	38	28	2	4	1536	0
1095	17	11	1	1	1103	-1
1171	23	15	1	2	1182	0
1271	35	34	2	7	1281	1
940	17	11	3	2	951	0
644	14	13	2	2	649	0
990	26	16	5	0	1005	0
669	27	9	1	0	688	0
757	10	12	0	2	757	-1
972	20	21	1	1	973	-1
651	37	13	1	2	678	1
759	13	10	3	0	765	0
556	9	12	0	0	553	0
789	23	14	1	0	799	0
565	9	4	1	0	571	0
1107	19	19	0	2	1109	0
765	16	12	0	1	770	0
655	65	14	1	0	707	0
780	12	10	1	1	784	-1
1032	37	18	1	2	1054	0
1098	28	18	4	1	1113	0
922	20	17	0	0	925	1

## Attachment 1 - Sending Ballots

Precinct	Active	Inactive
639	846	353
640	812	401
641	747	381
642	1065	544
643	721	354
644	709	474
645	786	381
646	856	399
647	988	426
648	859	491
649	643	394
650	746	422
651	918	446
652	863	539
653	699	293
654	1177	665
700	585	59
701	327	24
702	217	21
703	298	31
704	208	25
705	396	50
706	127	8
707	342	35
708	408	48
800	519	80
801	302	52
802	362	186
803	447	182
804	759	106
805	299	30
806	620	138
807	724	104
808	1023	252
809	662	129
810	675	82
811	768	105
812	529	71
813	485	134
814	615	134
815	353	254
816	597	229
817	550	66
818	639	115
819	556	109
820	457	93
821	567	245
822	472	221
823	698	278
824	590	189
825	365	82
826	493	158

IVS Printed	In-House Printed	Voided	Registered After Mail Cut-Off	Surrendered to Vote In Person	Total Active Ballots	Diff Eligibles & Active Ballots
839	21	15	2	0	847	-1
808	13	11	1	1	812	0
742	11	7	0	0	746	1
1052	18	9	2	1	1064	1
715	15	10	1	0	721	0
695	19	7	2	0	709	0
779	14	8	3	0	788	-2
846	18	10	2	0	856	0
982	14	12	3	1	988	0
858	20	22	2	1	859	0
644	9	12	2	0	643	0
738	17	11	1	1	746	0
912	18	12	0	1	919	-1
857	14	14	4	2	863	0
693	8	5	3	0	699	0
1154	38	20	2	3	1177	0
576	8	2	2	1	585	0
324	3	0	0	0	327	0
211	6	0	0	0	217	0
296	5	3	0	0	298	0
207	3	3	1	0	208	0
392	3	2	0	3	396	0
124	4	1	0	0	127	0
341	7	6	0	0	342	0
400	14	8	1	1	408	0
510	14	6	1	0	519	0
294	10	4	2	0	302	0
352	16	6	0	0	362	0
430	21	6	0	1	446	1
748	13	5	1	2	759	0
291	8	2	0	2	299	0
599	24	5	2	0	620	0
705	23	5	2	0	725	-1
999	34	14	2	2	1023	0
645	19	2	0	0	662	0
646	36	8	0	0	674	1
760	12	9	0	5	768	0
498	31	4	4	0	529	0
473	13	4	0	3	485	0
596	22	6	1	1	614	1
348	9	5	1	0	353	0
584	16	5	0	2	597	0
548	9	7	0	0	550	0
630	11	2	0	0	639	0
537	20	5	2	2	556	0
449	12	4	0	0	457	0
553	22	9	1	0	567	0
457	17	4	1	0	471	1
662	38	6	4	0	698	0
544	52	7	1	0	590	0
361	13	10	1	1	366	-1
476	21	4	0	0	493	0

## Attachment 1 - Sending Ballots

Precinct	Active	Inactive
827	468	262
828	314	206
829	355	277
830	268	326
831	323	382
832	144	106
833	274	429
834	258	896
835	147	268
836	295	158
837	292	367
838	194	198
839	400	60
840	333	102
841	429	85
842	690	140
843	725	121
844	395	103
845	417	185
846	410	360
847	268	304
848	338	150
849	315	626
850	451	50
851	622	160
852	611	174
853	381	209
854	413	180
855	424	199
856	355	76
857	525	84
858	579	107
859	537	63
860	410	53
861	399	55
862	431	65
863	482	76
864	405	80
865	287	122
866	474	148
867	373	179
868	613	69
869	361	106
870	331	118
871	404	250
872	254	453
873	293	53
874	646	169
875	262	405
876	248	563
877	432	190
878	360	313

IVS Printed	In-House Printed	Voided	Registered After Mail Cut-Off	Surrendered to Vote In Person	Total Active Ballots	Diff Eligibles & Active Ballots
444	26	5	3	0	468	0
310	10	5	0	0	315	-1
345	11	4	1	2	355	0
265	4	1	0	0	268	0
314	18	9	0	0	323	0
142	4	2	0	0	144	0
266	15	7	0	0	274	0
263	2	7	0	0	258	0
148	0	2	0	1	147	0
301	3	9	0	0	295	0
285	10	5	0	2	292	0
192	6	4	0	0	194	0
387	15	4	1	1	400	0
330	6	4	0	1	333	0
423	10	4	0	0	429	0
675	21	14	4	3	689	1
720	20	14	3	0	729	-4
389	11	5	0	0	395	0
406	12	2	0	1	417	0
400	23	16	1	1	409	1
263	13	9	1	0	268	0
329	9	0	0	0	338	0
318	1	4	0	0	315	0
448	3	0	0	0	451	0
599	34	13	0	2	622	0
603	15	9	1	1	611	0
360	21	2	1	1	381	0
403	12	5	2	1	413	0
410	23	9	0	0	424	0
351	5	3	0	2	355	0
516	12	5	1	1	525	0
574	10	8	0	3	579	0
530	8	3	1	1	537	0
403	12	6	1	0	410	0
380	20	3	0	2	399	0
421	10	1	0	1	431	0
473	13	4	0	0	482	0
396	10	1	0	0	405	0
279	7	0	0	1	287	0
472	6	6	2	0	474	0
363	12	2	0	0	373	0
605	13	5	0	0	613	0
356	6	3	1	1	361	0
330	5	5	0	1	331	0
402	7	7	1	1	404	0
244	9	0	0	1	254	0
293	2	3	1	0	293	0
628	18	2	0	2	646	0
258	6	2	0	0	262	0
248	2	2	0	0	248	0
427	6	1	0	0	432	0
354	9	2	0	0	361	-1

## Attachment 1 - Sending Ballots

Precinct	Active	Inactive
879	325	344
880	364	691
881	361	180
882	439	109
883	475	144
884	448	295
885	361	97
886	514	83
887	641	98
888	567	63
900	319	58
901	350	84
902	152	23
903	974	234
904	302	40
905	153	23
906	355	38
908	570	80
909	292	62
910	473	53
911	569	90
912	655	70
913	421	58
914	303	72
915	205	47
916	261	50
917	751	105
918	623	124

IVS Printed	In-House Printed	Voided	Registered After Mail Cut-Off	Surrendered to Vote In Person	Total Active Ballots	Diff Eligibles & Active Ballots
313	13	2	0	1	325	0
356	10	3	0	1	364	0
351	12	4	1	1	361	0
429	8	3	6	0	440	-1
462	16	6	2	1	475	0
431	21	4	0	0	448	0
356	8	5	2	0	361	0
505	12	6	3	0	514	0
632	11	2	1	0	642	-1
546	22	2	0	0	566	1
318	4	3	0	0	319	0
344	6	2	0	2	350	0
152	0	0	0	0	152	0
962	19	11	2	2	974	0
295	9	5	0	3	302	0
149	1	0	0	3	153	0
354	3	3	1	0	355	0
560	11	2	1	0	570	0
293	2	3	0	0	292	0
466	7	1	1	0	473	0
558	14	4	0	1	569	0
643	14	3	0	1	655	0
410	11	2	0	2	421	0
304	7	8	1	0	304	-1
203	3	1	0	0	205	0
256	7	3	0	1	261	0
738	26	13	0	0	751	0
610	25	12	0	0	623	0

<b>TOTAL</b>	134539	49394
--------------	--------	-------

132338	3373	1586	226	196	134547	-8
--------	------	------	-----	-----	--------	----

### Explanation of Differences

Undeliverable ballots manually changed voter status to Inactive:	-2
Accepted provisional shows eligible voter but ballot won't be reflected until election closed:	1
Voted Boulder County ballot but then moved to another county:	-7
<b>Total:</b>	<b>-8</b>

**Attachment 2 - Receiving Ballots**

SCORE Voter Credit							Longmont Affiliation Ballots	Tally	Differences
Pct	Eligible Voters	Accepted Mail-In	Accepted In-Person	Total Ballots Accepted	Rejected Mail-In	Total Ballots Cast		Tally Total	Diff Total
100	648	146	0	146	3	149		146	0
101	685	179	0	179	1	180		179	0
102	459	55	2	57	1	58		57	0
103	605	174	1	175	5	180		175	0
104	584	132	0	132	3	135		132	0
105	218	47	0	47	0	47		47	0
106	518	129	0	129	0	129		129	0
107	318	67	1	68	1	69		68	0
200	367	131	1	132	0	132		132	0
201	393	142	0	142	0	142		142	0
202	624	255	0	255	4	259		255	0
203	611	221	0	221	0	221		221	0
204	594	192	1	193	1	194		194	-1
205	526	168	1	169	2	171		169	0
206	327	113	0	113	2	115		113	0
207	553	190	5	195	0	195		195	0
208	654	200	0	200	0	200		200	0
209	386	157	0	157	1	158		157	0
210	540	193	0	193	3	196		193	0
211	616	208	3	211	2	213		211	0
212	636	218	1	219	2	221		219	0
213	929	376	1	377	4	381		377	0
214	742	248	2	250	1	251		250	0
300	636	210	2	212	4	216		212	0
301	777	196	2	198	2	200		198	0
302	593	189	4	193	2	195		193	0
303	481	136	0	136	1	137		136	0
304	520	172	2	174	0	174		174	0
305	584	174	0	174	3	177		174	0
306	615	183	2	185	0	185		185	0
307	480	127	3	130	1	131		130	0
308	501	160	0	160	3	163		160	0
309	664	231	0	231	2	233		231	0
310	664	210	1	211	2	213		211	0
311	462	137	3	140	1	141		140	0
312	575	266	1	267	3	270		267	0
313	779	259	0	259	2	261		259	0
314	586	175	2	177	0	177		177	0
315	491	149	0	149	0	149		149	0
316	695	256	0	256	3	259		256	0
400	75	31	0	31	0	31		31	0
401	415	183	2	185	1	186		185	0
402	396	190	0	190	1	191		190	0
403	609	211	0	211	2	213		211	0
404	536	229	0	229	1	230		229	0
405	283	122	0	122	2	124		122	0
406	442	164	0	164	1	165		164	0
407	273	132	0	132	0	132		132	0
408	657	208	1	209	3	212		209	0
409	833	213	0	213	5	218		213	0
410	632	233	1	234	2	236		234	0

## Attachment 2 - Receiving Ballots

Pct	Eligible Voters	Accepted Mail-In	Accepted In-Person	Total Ballots Accepted	Rejected Mail-In	Total Ballots Cast	ATTIATION Ballots	Tally Total	Diff Total
411	937	228	2	230	2	232		230	0
412	832	270	0	270	2	272		270	0
500	506	150	2	152	2	154		152	0
501	617	268	2	270	2	272		270	0
502	624	307	1	308	0	308		308	0
503	864	332	2	334	1	335		334	0
504	417	180	4	184	2	186		184	0
505	468	149	0	149	0	149		149	0
506	364	142	0	142	0	142		142	0
507	739	268	1	269	2	271		269	0
508	444	174	0	174	0	174		174	0
600	1347	507	0	507	10	517		507	0
601	1221	459	2	461	5	466		461	0
602	702	167	0	167	4	171		167	0
603	1174	418	0	418	2	420		418	0
604	901	383	1	384	3	387		384	0
605	958	225	0	225	4	229		225	0
606	727	206	4	210	0	210		210	0
607	920	294	0	294	1	295		294	0
608	846	174	3	177	5	182		177	0
609	464	75	0	75	0	75		75	0
610	1190	278	2	280	3	283		280	0
611	880	269	0	269	1	270		269	0
612	832	261	0	261	2	263		261	0
613	771	254	0	254	1	255		254	0
614	1220	407	2	409	3	412		411	-2
615	730	235	1	236	5	241		236	0
616	998	317	2	319	4	323		319	0
617	1536	417	4	421	7	428		421	0
618	1102	348	1	349	1	350		349	0
619	1182	279	2	281	4	285		281	0
620	1282	428	7	435	6	441		435	0
621	951	312	2	314	5	319		314	0
622	649	176	2	178	2	180		178	0
623	1005	289	0	289	1	290		289	0
624	688	275	0	275	3	278		275	0
625	756	274	2	276	4	280		276	0
626	972	363	1	364	1	365		363	1
627	679	213	2	215	1	216		216	-1
628	765	298	0	298	1	299		298	0
629	553	172	0	172	0	172		172	0
630	799	209	0	209	2	211		209	0
631	571	142	0	142	2	144		142	0
632	1109	347	2	349	1	350		349	0
633	770	157	1	158	3	161		158	0
634	707	250	0	250	2	252		250	0
635	783	325	1	326	1	327		325	1
636	1054	452	2	454	3	457		454	0
637	1113	366	1	367	5	372		367	0
638	926	481	0	481	0	481		481	0
639	846	375	0	375	2	377		375	0
640	812	311	1	312	4	316		312	0
641	747	240	0	240	0	240		240	0

## Attachment 2 - Receiving Ballots

Pct	Eligible Voters	Accepted Mail-In	Accepted In-Person	Total Ballots Accepted	Rejected Mail-In	Total Ballots Cast	ATTIATION Ballots	Tally Total	Diff Total
642	1065	338	1	339	4	343	7	346	0
643	721	204	0	204	1	205		204	0
644	709	193	0	193	0	193		193	0
645	786	272	0	272	6	278		270	2
646	856	264	0	264	0	264		264	0
647	988	345	1	346	5	351		346	0
648	859	305	1	306	0	306		306	0
649	643	185	0	185	1	186		185	0
650	746	206	1	207	3	210		207	0
651	918	292	1	293	1	294		293	0
652	863	242	2	244	2	246		244	0
653	699	276	0	276	4	280		276	0
654	1177	413	3	416	2	418		416	0
700	585	238	1	239	6	245		239	0
701	327	134	0	134	1	135		134	0
702	217	74	0	74	1	75		74	0
703	298	128	0	128	1	129		128	0
704	208	84	0	84	1	85		84	0
705	396	146	3	149	0	149		149	0
706	127	52	0	52	0	52		52	0
707	342	164	0	164	2	166		164	0
708	408	172	1	173	1	174		173	0
800	519	181	0	181	1	182		181	0
801	302	105	0	105	1	106		105	0
802	362	93	0	93	0	93		93	0
803	447	119	1	120	3	123		120	0
804	759	262	2	264	4	268		264	0
805	299	107	2	109	2	111		108	1
806	620	173	0	173	0	173		173	0
807	724	226	0	226	1	227		226	0
808	1023	269	2	271	3	274		271	0
809	662	189	0	189	1	190		189	0
810	675	249	0	249	2	251		250	-1
811	768	227	5	232	2	234		232	0
812	529	160	0	160	3	163		160	0
813	485	120	3	123	0	123		123	0
814	615	172	1	173	0	173		173	0
815	353	75	0	75	0	75		75	0
816	597	181	2	183	1	184		183	0
817	550	220	0	220	4	224		220	0
818	639	195	0	195	0	195		195	0
819	556	198	2	200	0	200		200	0
820	457	179	0	179	2	181		179	0
821	567	131	0	131	2	133		131	0
822	472	110	0	110	1	111		110	0
823	698	140	0	140	0	140		140	0
824	590	166	0	166	2	168		166	0
825	365	115	1	116	0	116		115	1
826	493	164	0	164	0	164		164	0
827	468	102	0	102	1	103		102	0
828	314	63	0	63	0	63		63	0
829	355	84	2	86	0	86		86	0
830	268	40	0	40	0	40		40	0



## Attachment 2 - Receiving Ballots

Pct	Eligible Voters	Accepted Mail-In	Accepted In-Person	Total Ballots Accepted	Rejected Mail-In	Total Ballots Cast	ATTIATION Ballots	Tally Total	Diff Total
831	323	47	0	47	1	48		47	0
832	144	26	0	26	1	27		26	0
833	274	35	0	35	2	37		35	0
834	258	0	0	0	0	0		0	0
835	147	2	1	3	0	3		3	0
836	295	87	0	87	0	87		87	0
837	292	46	2	48	0	48		48	0
838	194	24	0	24	1	25		24	0
839	400	150	1	151	0	151		151	0
840	333	102	1	103	0	103		103	0
841	429	168	0	168	0	168		168	0
842	690	251	3	254	2	256		255	-1
843	725	276	0	276	1	277		276	0
844	395	130	0	130	1	131		130	0
845	417	90	1	91	2	93		91	0
846	410	122	1	123	1	124		123	0
847	268	19	0	19	0	19		19	0
848	338	67	0	67	0	67		67	0
849	315	3	0	3	0	3		3	0
850	451	188	0	188	1	189		188	0
851	622	337	2	339	1	340		339	0
852	611	157	1	158	1	159		158	0
853	381	85	1	86	0	86		86	0
854	413	94	1	95	1	96		95	0
855	424	98	0	98	1	99		98	0
856	355	80	2	82	1	83		82	0
857	525	200	1	201	3	204		201	0
858	579	185	3	188	2	190		188	0
859	537	199	1	200	1	201		200	0
860	410	163	0	163	1	164		163	0
861	399	167	2	169	0	169		169	0
862	431	168	1	169	0	169		169	0
863	482	201	0	201	3	204		201	0
864	405	154	0	154	1	155		154	0
865	287	70	1	71	3	74		71	0
866	474	137	0	137	1	138		137	0
867	373	99	0	99	1	100		99	0
868	613	254	0	254	4	258		255	-1
869	361	129	1	130	2	132		130	0
870	331	78	1	79	0	79		79	0
871	404	73	1	74	0	74		74	0
872	254	42	1	43	0	43		43	0
873	293	136	0	136	3	139		136	0
874	646	220	2	222	2	224		222	0
875	262	28	0	28	1	29		28	0
876	248	8	0	8	1	9		8	0
877	432	127	0	127	0	127		127	0
878	360	104	0	104	1	105		104	0
879	325	71	1	72	1	73		72	0
880	364	55	1	56	0	56		56	0
881	361	124	1	125	1	126		125	0
882	439	124	0	124	3	127		124	0
883	475	119	1	120	1	121		120	0

## Attachment 2 - Receiving Ballots

Pct	Eligible Voters	Accepted Mail-In	Accepted In-Person	Total Ballots Accepted	Rejected Mail-In	Total Ballots Cast	ATTIATION Ballots	Tally Total	Diff Total
884	448	94	0	94	2	96		94	0
885	361	108	0	108	0	108		108	0
886	514	158	0	158	3	161		158	0
887	641	241	0	241	1	242		241	0
888	567	240	0	240	1	241		241	-1
900	319	104	0	104	1	105		104	0
901	350	103	2	105	1	106		105	0
902	152	39	0	39	0	39		39	0
903	974	286	2	288	5	293		288	0
904	302	89	3	92	0	92		92	0
905	153	58	3	61	0	61		61	0
906	355	137	0	137	1	138		137	0
908	570	198	0	198	2	200		198	0
909	292	103	0	103	1	104		103	0
910	473	143	0	143	0	143		143	0
911	569	212	1	213	1	214		213	0
912	655	247	1	248	2	250		248	0
913	421	154	2	156	2	158		156	0
914	303	90	0	90	3	93		90	0
915	205	63	0	63	2	65		63	0
916	261	112	1	113	1	114		113	0
917	751	237	0	237	2	239		237	0
918	623	225	0	225	5	230		225	0

	<b>134,539</b>	<b>43,085</b>	<b>196</b>	<b>43,281</b>	<b>378</b>	<b>43,659</b>	<b>7</b>	<b>43,290</b>	<b>-2</b>
	<b>Accepted Provisionals: 2</b>								
	<b>Adjusted Totals:</b>			<b>43,283</b>			<b>7</b>	<b>43,290</b>	<b>0</b>



STATE OF COLORADO

)

) SS.

**CERTIFICATION OF ELECTION**

**BOULDER COUNTY**

I, Hillary Hall, the Boulder County Clerk and Recorder, do hereby certify the Official Abstract of Votes Cast attached herein for the 2014 Primary Election held in Boulder County on the 24<sup>th</sup> of June.

We the undersigned Canvass Board for the 2014 Primary Election, do hereby certify that:

- We have reviewed the Post-Election Audit
- We have compared the number of ballots counted to the number of ballots cast
- We have reviewed the Statement of Ballots forms and ballot logs associated with this election
- We have reviewed and do hereby certify the results in the Official Abstract of Votes Cast

Witness our hands and seal this 7 day of July, 2014.

[Redacted Signature]

\_\_\_\_\_  
Hillary Hall, Boulder County Clerk and Recorder

\_\_\_\_\_  
Mary Eberle, ACN Canvass Board Member

\_\_\_\_\_  
James Remmert, ACN Canvass Board Member

[Redacted Signature]

\_\_\_\_\_  
Pat Feeser, DEM Canvass Board Member

[Redacted Signature]

\_\_\_\_\_  
Dan Gould, DEM Canvass Board Member

\_\_\_\_\_  
Al Kolwicz, REP Canvass Board Member

\_\_\_\_\_  
Marty Nielsen, REP Canvass Board Member

FINAL MCS.

~~DRAFT~~ 7/7/2014 10:30 a.m.

## 2014 Primary Election Certification Report

On Thursday afternoon July 3<sup>rd</sup>, the following Election Records were provided by the Boulder County Clerk & Recorder to the Boulder County Canvass Board: four (4) data files, three (3) EXCEL files, and (7) PDF files. Board members independently inspected the data to ascertain compliance with C.R.S. 1-10-101, Election Rule 10, and associated statutes and rules.

Performance of board duties requires the records and tasks are identified in EXHIBIT-A.

### DETERMINATION

The records provided to the board do not conform to the requirements of Title 1 and the Election Rules.

1. Required records have not been provided to the board.
2. Reported defects including the 2012 report have not been addressed by the Clerk.
3. Ballots appear to have been collected at unannounced locations.
4. There has been no response to board requests for information and data.

The board nevertheless has made an honest effort to canvass the materials that were provided by the Clerk and found the following:

1. The chain of custody of individual ballot return packets is inadequate. There is no way to know how many voters voted or how many ballots were cast; these events occur outside of official oversight. We adopted a temporary alternative.
2. The records are not sufficiently explicit. They lack sufficient detail to detect potential defects and do not support evaluation with any confidence.
3. The records provided are inconsistent. The board attempted to reconcile, by precinct/style, the number of ballot return packets received with the number of ballots accepted and the number of ballots rejected, and with the number of votes counted by contest. The numbers provided in the official election records are not reliable. The same numerical result reported in different records is not consistent.

The canvass board does not have the records needed to complete the canvass as required by law. The records provided are not sufficiently trustworthy to conduct a meaningful "substitute canvass".

The canvass board has voted to not certify any of the 2014 Boulder County Primary Election contests.

Notes and comments will be published in a separate report.

We are conflicted at once again being forced into not certifying the election. We initiated our requests for data and specifications more than a month ago. We held several face to face discussions regarding the data and how it will be used. Unfortunately the data and election department participation were not forthcoming. At this late hour, it is too late to analyze any additional data. The time has been squandered. However, after the certification is complete, we would agree to meet to discuss the data that will be required for the November 2014 General Election.

Signed by Boulder County 2014 Primary Canvass Board, July 7, 2014

## **EXHIBIT-A**

### **Canvass records and tasks.**

1. Appointment of canvass board members
2. Certification report
3. Written complaint resolution or proposed remedy
4. Number of ballots cast in each precinct
5. Number of accepted mail ballots
6. Number of rejected mail ballots
7. Number of provisional ballots
8. Number of provisional ballots accepted and rejected
9. Number of ballots cast in the election
10. Number of ballots counted in the election
11. Number of registered electors in each precinct
12. Abstract of votes by precinct or ballot style
13. Detailed ballot logs
14. Statement of ballots
15. Account and balance the election
16. Reconcile ballots counted with ballots cast
17. Reconcile ballots cast with voters who voted
18. Observe post-election audit
19. Audit records

Respectfully submitted,

[Redacted]

Mary C. Eberle  
American Constitution Party

7/7/2014

Date

\_\_\_\_\_

Patricia R. Feezer  
Democratic Party

\_\_\_\_\_

Date

\_\_\_\_\_

Dan Gould  
Democratic Party

\_\_\_\_\_

Date

\_\_\_\_\_

Hillary Hall  
Boulder County Clerk and Recorder

\_\_\_\_\_

Date

[Redacted]

Albin Kolwicz  
Republican Party

7-7-2014

Date

[Redacted]

Marty Neilson  
Republican Party

7/7/2014

Date

[Redacted]

James E. Remmert  
American Constitution Party

7/7/2014

Date

## **Statement in support of certifying the Abstract of Votes Cast in the 2014 Primary Election**

Based on my participation as a member of the Boulder County Canvass Board, and on observations and evidence presented during that process, in my judgment the Abstract of Votes Cast prepared by the Clerk and Recorder of Boulder County for the Primary Election in June 2014 should be certified as correctly identifying the winning candidates in all contested primary races and the margin of victory reported by the Clerk and Recorder should be confirmed as at least materially correct and very likely precisely correct.

This decision is based on:

1. A review, before, during, and after the election, of the checks and balances and internal controls that the Clerk and Recorder has set up to ensure all ballots are mailed out, received, and processed in a manner that conforms to statute.
2. Observation of the implementation of such checks and balances and internal controls during this election and prior elections administered by the current Clerk and Recorder.
3. A review of the data and explanations provided by the Clerk and Recorder and her staff that demonstrates to my satisfaction that the number of ballots counted does not exceed the number of ballots cast.
4. A review of the data and explanations provided by the Clerk and Recorder that demonstrates to my satisfaction that the number of votes cast in each precinct does not exceed the number of registered electors in the precinct.
5. The thorough and satisfactory response of the Clerk and Recorder and her Staff to all questions raised by the Canvass Board Members that are germane to the certification of the Abstract of Votes Cast.

Daniel K. Gould

July 7, 2014