



**NOTICE OF PUBLIC LOGIC AND ACCURACY TEST  
2014 GENERAL ELECTION  
TUESDAY, OCTOBER 7, 2014**

The Boulder County Elections Division is providing notice that it will conduct a public logic and accuracy test of its voting systems and general election ballots. Testing will take place from October 7 through October 10 or until testing is complete.

**Times/Dates:** 9:30 a.m. - 4:30 p.m. Tuesday, October 7 until testing is complete (no later than Friday, October 10). All subsequent testing days begin at 9:30 a.m.

**Where:** Ballot Processing Center, Clerk & Recorder's Office: 1750 33rd Street in Boulder  
Visitors will need to check in at the front desk of the Elections Office, Suite 200, to be escorted to the test area.

Each type of ballot, including mail, in-person, provisional, and audio ballots, shall be tested in accordance with rules promulgated by the Colorado Secretary of State. The tests shall ensure that the equipment will correctly count the votes cast for all offices and on all ballot questions and ballot issues and that the voting system will accurately count ballots of all types.

The public tests shall be open to representatives of the political parties, the press, and the public, subject to the rules promulgated by the Colorado Secretary of State. Each major political party and coordinating entity may designate one person, who shall be allowed to witness all public tests and the counting of pretest votes.

Email [Vote@BoulderCountyVotes.org](mailto:Vote@BoulderCountyVotes.org) or call 303-413-7740 for more details. General Election Day is November 4, 2014.

The logic and accuracy test will be conducted pursuant to Colorado Revised Statute 1-7-509. This notice is hereby given on September 29, 2014, by authorization of the Boulder County Clerk & Recorder.



Hillary Hall  
Boulder County Clerk & Recorder



## Boulder County Clerk & Recorder Elections Division - 2014

### Participant Logic and Accuracy Reference Sheet

The Logic and Accuracy Test (LAT) follows hardware verification and ensures that the equipment will correctly count votes. The LAT includes testing the compatibility of the election ballots through the scanning and tabulation equipment and confirms that every voting position on the ballot is accurately counted for all properly voted positions. It also includes testing the electronic voting machines (DRE/DAU/eSlate) and the voter-verifiable paper audit trail (V-VPAT) for accuracy.

Common acronyms:

- **MVW:** Manual Verification Worksheet
- **MBB:** Mobile Ballot Box
- **CVR:** Cast Vote Record
- **eCM:** eSlate Cryptographic Module
- **DRE:** Direct Record Electronic
- **DAU:** Disabled Access Unit (interchanged with DRE and eSlate)
- **eSlate:** Product name (Hart InterCivic) for the DRE
- **JBC:** Judges Booth Controller
- **V-VPAT:** Voter-Verifiable Paper Audit Trail
- **VBO:** Verifiable Ballot Option

Voting your ballot:

1. Testing Board members and participant must secretly vote their ballots following the instructions printed on the ballots and retain a record of the tally. (Rule 11.3.2(f))
2. Mark ballots as indicated on the voter instructions (fill in box completely; no X or v) (Rule 18.6.4)
3. Write-In (1.1.36)
  - a. Write-in – A list of write-in candidates are available from staff
    - i. Target areas must be filled in and the last name of the certified candidate must be included to be counted.
  - b. Uncertified candidate names will be an undervote
4. Follow the voter instructions for correcting any choice when there is intent to vote scenario.
5. If a mistake (vote, stray mark, hesitant mark) is made in a contest in which you did not intend to vote or you are unable to correct your voting choice, make a written note in the contest area confirming your mistake and request a replacement ballot from staff.

NOTE: Ballots that are damaged or improperly marked are reviewed and/or rejected in the scanning portion of testing. Catching and correcting a mistake immediately prevents delays in testing later.

Overvotes: Keep in mind that member ballots will be used for the electronic portion of voting which does not allow for overvotes. Overvotes will be recorded as undervotes on the DAU and individual tallies will require adjustments.



## Boulder County Clerk & Recorder Elections Division - 2014

### Completing the MVW (2 person process):

For each set of ballots, use the following procedure to complete the manual verification worksheet:

1. Count out the first 10 ballots, labeling the ballot number in the top right hand corner of the ballot (i.e. #1, #2, #3) as you count.
2. Starting with ballot #1, Member 1 reads aloud the ballot number recorded in the top right corner, Member 2 verifies this on the MVW.
3. Member 1 reads aloud each contest name and contest selection made, indicating any voting marks that are outside the prescribed voting method.
4. Member 2 will print his/her name on the MVW and record the selections read aloud by Member 1 on the manual verification worksheet by making a slash mark for the appropriate contest option read and makes notation of any abnormal markings as indicated.
  - If a contest has not been voted, a slash mark must be recorded in the Undervote category for that contest.
  - If the contest shows "No candidate for this office", there is no selection to be made and NO undervote to be accounted for.
5. After 10 ballots have been recorded, member 2 confirms they have accounted for 10 ballots.
  - Board members complete this process for all 25 ballots.
6. When all ballots have been recorded, team members will trade roles and verify the accuracy of the MVW, noting and resolving any discrepancies found.
7. Both members will initial the MVW confirming they have verified it to be accurate and true and that all resolution issues have been identified and recorded.
8. After verification has been completed, teams will provide their MVW to an election support staff member.
9. The MVW is copied, initialed by the team members and then entered into the electronic cumulative manual verification spreadsheet.

### \*Mail and In-Person ballot (Scanner):

1. Zero Report is verified by the team
2. Team's ballots are inspected for damaged and improperly marked ballots
3. Ballots are scanned and processed
4. Contests are resolved for voter intent as applicable
5. CVRs are recorded to an MBB for each set of test ballots
6. MBB is removed for tabulation



## Boulder County Clerk & Recorder Elections Division - 2014

### \*Electronic (DRE) ballot testing:

Each Testing Board member ballots will be voted on DRE, separate from all other test ballots. In addition, 25 ballots from the County test deck will be selected and voted on DRE. To support the Testing Board in this process, as well as allow for eSlate verification across ballot styles by the jurisdictions, each LAT team will select 2 ballots from their paper test deck, and vote them on DRE. Any additional voting will be completed by the testing board, with added support resources available, if needed.

V-VPAT verification is also required for all ballots voted on DRE. (Rule 11.3.2 (h)(4)(B)(iv)) Participants are certifying the VVPAT as the official paper record for comparison against Tally. If there is a discrepancy between the paper ballot MVW and the DRE tally, the printed VVPAT record will be used to resolve any discrepancies.

1. Zero Report is verified by the team
2. Work with partner to vote each member's test ballots, keeping ballots in order to help with reconciling later
  - First ballot on each eSlate will be done using audio
    - Turn up sound on headset so audio can be heard by both participants
  - For ballots containing an OVERVOTE, participants may confirm that no OVERVOTE is possible, but then change the contest to an UNDERVOTE for reconciliation purposes
3. Participants will work with a partner to vote at least 2 ballots, visually and audibly to verify titles and content
  - Member 1
    - Compares audio against paper ballot being voted
    - Makes the selection on DRE that matches the paper ballot selection
    - Verifies that the V-VPAT reflects the selection made
  - Member 2
    - Compares audio against eSlate ballot being voted
    - Verifies that the eSlate selection made matches the paper ballot selection
    - Verifies that the V-VPAT reflects the selection made
4. Before casting the ballot, team must verify V-VPAT voting summary matches the paper ballot selections
5. Generate the JBC summary report from suspending polls
6. Record CVRs to MBB for each set of test ballots
7. Remove MBB for tabulation
8. Record DRE unit number and CVRs on the MVW and MBB





## Boulder County Clerk & Recorder Elections Division - 2014

### County Test Ballots:

1. Voted per requirements of LAT
2. Manual verification worksheet created
3. All test ballots scanned, processed and resolved for voter intent
4. For DRE, 25 randomly selected County ballots voted
5. CVRs recorded to MBB
6. MBB removed for tabulation

### Tabulation

1. New database created
2. Zero Report generated
3. Member MBB tabulated
4. Results report generated
5. Database Finalized

### Results verification

1. Each team's MVW is compared to the Results report from Tally
2. Discrepancies are documented, researched and resolved
3. Results report is signed by team members, confirming that the machine matches the predetermined tally

### Cumulative LAT results

1. New database created
2. Zero Report generated
3. LAT MBBs cumulatively tabulated
4. Results report generated
5. Database Finalized
6. Cumulative electronic MVW completed
7. Audit of cumulative results and summary

### Completing the LAT

1. Equipment is reset and sealed (where applicable) to original state of readiness
2. Newly attached device seals are verified and documented
3. Results and supporting documentation are reviewed
4. Any issues with equipment are documented
5. Statement of Qualification is signed

**Logic and Accuracy Test  
Information Packet  
2014 General Election**



**Boulder County Clerk & Recorder  
Elections Division**





## Boulder County Clerk & Recorder Elections Division

### AGENDA LOGIC AND ACCURACY TEST (LAT) October 7 - 10, 2014

---

#### Planned Schedule:

- ❖ Please check in early at Elections Office front desk to obtain badge
    - Tuesday, October 7th 9:30am – 4:30pm
    - Wednesday, October 8th 9:30am – 4:30pm
    - Thursday, October 9th 9:30am – 4:30pm
    - Friday, October 10<sup>th</sup> 9:30am – 12:00pm
- 

1. Welcome
  - Sign-In
  - Name tags with affiliations
  - Review and sign Oaths
  - Obtain Information Packet
  - Introduction and Overview
  - Review Summary of Procedures
2. Storage of personal items (east wing lockers)
  - The following items are prohibited in the testing area:  
Personal belongings, cell phones, cameras, recording devices, memory devices, laptops, PDAs, food or beverages
3. Ballot packets
  - One (1) packet of 25 ballots per board member representative provided by the County
  - One (1) packet of 10 ballots per participating jurisdiction provided by the County
4. Ballot processing
  - Voting of paper ballots
  - Manual Verification Worksheet (2 person process)
5. \* Mail and In-Person ballot (Scanner) testing:
  - Visual inspection for damage or improper markings
  - Scanning and resolution in Ballot Now
  - Cast votes written to Mobile Ballot Box (MBB)



## Boulder County Clerk & Recorder Elections Division

6. \*Electronic (DRE) ballot testing (2 person process):
  - Board member test ballots and 25 county test deck ballots voted electronically
  - V-VPAT verified
  - Cast votes written to Mobile Ballot Box (MBB)
7. Tabulation of votes
  - MBBs tabulated individually
  - Individual results report generated
8. Results verification
  - Mail and In-Person test results verified
  - Electronic test results verified
9. Cumulative LAT results created (optional attendance)
  - Cumulative results of LAT
  - Cumulative result comparison
  - Testing documented and summarized
10. Completing the LAT
  - Resetting and sealing of equipment
  - Review testing and complete signed Statement of Qualification
  - Secure storage of all LAT material and ballots



## Boulder County Clerk & Recorder Elections Division

### Logic and Accuracy Test (LAT) Summary of Procedures

1. Information packet:
  - Agenda
  - LAT Summary of Procedures (this document)
  - Requirements of the LAT
  - Guidelines for Observers of the LAT
  - Voter instruction sheet
  - LAT Rule and Law references
  
2. Common acronyms:
  - **DRE:** Direct Record Electronic
  - **eSlate:** Hart InterCivic product name for the DRE
  - **DAU:** Disabled Access Unit (interchanged with DRE and eSlate)
  - **JBC:** Judges Booth Controller
  - **MBB:** Mobile Ballot Box
  - **CVR:** Cast Vote Record
  - **MVW:** Manual Verification Worksheet (for recording team tally)
  - **V-VPAT:** Voter-Verifiable Paper Audit Trail
  
3. Purpose of LAT (CRS 1-7-509 and Rule 11)
  - The Logic and Accuracy Test (LAT) is the second of three tests that are required during an election. The first is the Hardware Diagnostic Test, which verifies that all of the voting system's input, output and communication devices contain the proper firmware/ software releases and are in working order. The LAT follows hardware verification and ensures that the equipment will correctly count and tabulate votes. After the election, a post-election audit will compare a manual tally of select ballots against election results in order to provide a statistical assessment that the election results are correct.
  - The purpose of the LAT is to test the compatibility of the election ballots through the scanning and tabulation equipment to confirm that every voting position on the ballot is accurately counted where a properly marked selection is made. It also includes testing the electronic voting machines (DRE/DAU/eSlate) and the voter-verifiable paper audit trail (V-VPAT) for accuracy. V-VPAT becomes official DRE vote record.
  
4. Testing Board member responsibilities:
  - As members of the Test Board, you will be participating and/or witnessing the LAT from beginning to end, ensuring key requirements are met
    - See LAT requirements checklist
  - Schedule:
    - Tuesday – Friday
    - Friday – Statement of Qualification
    - No process shall be delayed due to the absence of a participant



## Boulder County Clerk & Recorder Elections Division

### 5. Voting and Individual Tally explanation

- Voting - Mark ballots per voter instructions (fill in box completely; no X or V)
  - Follow voter instructions for correcting a choice when there is intent to vote an option
  - If a mistake (wrong choice, stray mark, hesitant mark) is made in a contest that you did not intend to vote or you are unable to correct your voting choice, make a written note in the contest area confirming mistake or request a replacement ballot from staff
  - Ballots that are damaged or improperly marked are reviewed and may be rejected in the scanning portion of testing. Catching and correcting a mistake immediately prevents delays in testing later
  - Write-in – A list of write-in candidates are available from staff
    - Target areas must be filled in and the last name of the certified candidate must be included to be counted. For the Governor race, both candidate names must be provided.
    - Uncertified candidate names are counted as undervotes
- The manual verification worksheet (MVW) is used to create record of the participant's voting tally, and is used during the results verification portion of testing
  - Overvotes account for a contest in which a choice has been made for more candidates than allowable, per instruction
  - Undervotes account for a contest for which no selection is made and/or less selections are made than allowable, per instruction. Uncertified candidate names included as a write-in vote will be an undervote
  - If the contest shows “No candidate for this office”, there is no selection to be made and no undervote to be accounted for

### 6. The buddy system:

- After each participant has voted his/her set of ballots, he or she will team up with another participant and will complete the MVW.
  - Participant will not be associated with the scanning or tabulation process

### 7. Mail and In-Person ballot (Scanner) testing (may be completed simultaneously with electronic voting):

- The scan station is designed to capture an image of a voter's paper ballot, process the image of that ballot using the Ballot Now Software, and capture the voter's choices (Cast Vote Records)
- The LAT tests these systems to ensure the choices are being accurately captured and recorded
  - We want to make sure that a choice for Candidate A is being recorded as a vote for Candidate A, and not Candidate B and that there is compatibility between the ballots (proper printing and alignment), and the equipment
- Members will verify the public counter is set to zero and a “zero” report will be presented prior to scanning
- The scanning station also provides for the resolution of voter intent as prescribed by the Colorado Secretary of State
  - Ballots that have been overvoted and properly corrected will be flagged and resolved per state guidelines



## Boulder County Clerk & Recorder Elections Division

- Notations of any corrections required shall be made on the MVW for use in results verification and discrepancy resolution
- Prior to scanning, ballots will be visually inspected by staff to look for damaged or improperly marked ballots that would require manual review or duplication during the election cycle
  - Damaged Ballots: A damaged ballot is one that has been torn, bent, or otherwise mutilated or rendered unreadable, so that it cannot be processed by the optical scanner. (Rule 1.1.6)
    - Damaged ballots shall include all ballots that contain a foreign substance that could potentially interfere with the optical scan machine (i.e. food, drink, etc.). (Rule 1.1.6 (a))
    - Damaged ballots may include ballots that are marked in a medium other than the medium indicated in the ballot instructions. (Rule 1.1.6(b))
  - Improper markings: X's or V's as well as obvious stray marks, hesitant marks, incomplete marks or parts of written notes that are within the target area of a contest option where no other choice has been made.
- 8. Electronic (DRE) ballot testing (may be completed simultaneously with ballot scanning):
  - Disabled Access Unit (DAU/eSlate) is an electronic voting machine that provides voting accessibility to voters who may be otherwise unable to mark a paper ballot privately and independently
    - DAU includes an audio ballot reader with headphones, and can accept adaptive devices for voters with mobility impairments
  - LAT includes testing DAUs for accuracy, with at least two audio ballots voted to ensure proper recording
  - Members will verify the public counter is set to zero and a “zero” report will be presented prior to voting
  - DRE VVPAT printout will be verified against paper ballot selections for each ballot
- 9. Tabulation
  - The Tally station is designed to take voter choices (CVRs) captured on the MBB and tabulate the votes into a combined results report
  - During this test, we will confirm that it is accurately tabulating those results
- 10. Results verification
  - To complete the testing of election equipment, the results report from Tally will be compared to the manual verification worksheets
  - Any discrepancies found will be documented and researched
  - This will confirm that there are no issues with the election equipment and that they are qualified for election usage





## Boulder County Clerk & Recorder Elections Division

### 11. Discrepancy resolution (in order of escalation)

- Review for entry and recording errors
  - Review MVW for too few or too many votes captured
  - Review ballots with MVW for incorrect recording and recount if needed
  - Review Ballot Now for resolution differences (if applicable)
  - Review comparison and recount if needed (if applicable)
- If error is identified as a hardware or software error on single device
  - Validate other tested equipment was not impacted
  - Mark device unsatisfactory, replace and test alternative/new device
- If error is identified on more than one device and devices are failing in similar fashion
  - Test multiple devices that could reasonably have same error
  - Mark devices unsatisfactory, replace and test alternative/new devices
  - If enough resources are not available for replacement, error shall be corrected and retesting will be completed
- If error is identified as a software or ballot programming error
  - Alert DEO for correction
  - Correct software or ballot programming error and restart testing from beginning

### 12. Cumulative LAT results

- When all individual results have been verified, the county will provide a cumulative result report of testing
- This will include a cumulative manual verification worksheet, and a cumulative tabulation result report
- The reports will be verified for accuracy and presented to the representatives of the board for review

### 13. Completing the LAT

- Resetting and sealing of equipment
  - At the end of the LAT the Testing Board members will watch the resetting of all equipment used in the LAT back to its original state of readiness for the election and the sealing of equipment where applicable
- Sign off and Statement of Qualification
  - At the end of testing the representatives of the board will review all test result documents, ensure all appropriate sign offs have occurred, and sign the Statement of Qualification officiating the successful completion of the Logic and Accuracy Test
- All testing material will be securely stored at the end of the LAT process



## Boulder County Clerk & Recorder Elections Division

### Requirements of the LAT

#### Preparation:

- ✓ 25 test ballots were provided to each Testing Board Member
- ✓ All ballots were clearly marked "TEST"
- ✓ Voting choices were made secretly and members retained their tally (Manual Verification Worksheet)
- ✓ Each type of voting device utilized in a given election and each method of counting is represented in testing
- ✓ Testing Board randomly selected machines for testing

#### Mail and In-Person ballot (Scanner) testing:

Testing Board completed the following:

- ✓ Verified the public counter was set to zero
- ✓ Verified the presented zero report
- ✓ Counted each member's test ballot packets separately

#### Electronic (DRE) ballot testing:

Testing Board completed the following:

- ✓ Verified the public counter was set to zero
- ✓ Verified the presented zero report
- ✓ Voted each board member's 25 test ballots
- ✓ Voted 25 ballots from the County test deck
- ✓ Tested at least two audio ballots
- ✓ Manually verified the V-VPAT against their test ballots
- ✓ Ensured member tally (Manual Verification Worksheet) and V-VPAT reconcile
- ✓ Viewed the JBC Summary Report from suspending polls

#### Tabulation:

Testing Board completed the following:

- ✓ Verified tabulation counts were set to zero
- ✓ Verified the presented zero report
- ✓ Observed the tabulation of test ballots from electronic and paper ballot testing
- ✓ Obtained individual results reports for each test ballot packet tabulated

#### Comparison:

- ✓ The County and Testing Board have compared the machine results (from the Tally station) to the predetermined tallies (Manual Verification Worksheet), and resolved any discrepancies
- ✓ The County and Testing Board have verified that machine results match the predetermined tallies

#### County test ballots:

- ✓ Every precinct and ballot style has been prepared for testing
- ✓ A mark has been made for every voting position on all ballots, which includes every contest and every candidate on the ballot. Overvotes and undervotes were also included.
- ✓ 25 County test ballots were voted on the DRE



## **Boulder County Clerk & Recorder Elections Division**

### Storage of test material:

- ✓ Test material was stored in a secure locked metal cage when not in use; Testing Board verified the seals applied and initialed the chain-of-custody log
- ✓ If records were opened for inspection, at least two election officials verified the new seals and initialed the chain-of-custody log

### Completing the LAT:

- ✓ Testing Board watched the resetting and sealing of each tested voting device after the completion of testing
- ✓ Testing Board verified the newly attached device seals
- ✓ Testing Board watched the county create a backup copy of the election database
- ✓ Testing Board and County Clerk signed a written statement attesting to the qualification of each device successfully tested
- ✓ The statement included the seal number(s) attached to the voting device at the end of testing, and supporting documentation related to the condition of the device



## Boulder County Clerk & Recorder Elections Division

### GUIDELINES FOR THE OBSERVERS AT THE LOGIC AND ACCURACY TEST

- The following items are prohibited in the testing area:  
Personal belongings, cell phones, cameras, recording devices, memory devices, laptops, PDAs, food or beverages are prohibited in testing area
- The LAT shall be open to representatives of the press and the public to the extent allowable and pursuant to section 1-7-509(2)(b), C.R.S. The designated election official may limit the number of representatives from each group because of space limitations. (Rule 11.3.2(b))
- Each major political party, minor political party, ballot issue committee that has an issue on the ballot, and coordinating entity may designate one person, who shall be allowed to witness all public tests and the counting of pretest votes. (CRS 1-7-509(2)(b))
- If an observer or designee hinders or disturbs the test process, the designated election official may remove the person from the test area. An observer or designee who has been removed from a public test may be barred from future tests. (CRS 1-7-509(2)(b))
- The absence of observers or designees shall not delay or stop the public test. (CRS 1-7-509(2)(b))
- The election official will set up a table which contains name tags and a sign-in sheet (everyone participating in or observing the test must wear a name tag and must sign-in). Election officials will be provided a copy of the LAT Summary of Procedures and a copy of the Secretary of State Rules concerning the conducting of the LAT.
- The Logic & Accuracy Testing will take substantially all of the Elections staff time and resources today. Therefore, any questions should be directed to Molly Tayer, Elections Coordinator or her designee. At the conclusion of today's testing a representative of the Clerk's testing staff will be available for questions.




# Voter Instructions

Boulder County General Election – November 4, 2014

## Marking your ballot:

- Only use a **black or blue ballpoint pen** to mark your ballot. **Do not use highlighter, marker, pencil or crayon.**
- Completely fill in the box provided to the left of your choice on the ballot.
- It is important to follow all of the marking instructions below.

**CORRECT MARK:**  
(Vote for one)



**INCORRECT MARK:**  
(Vote for one)



**INCORRECT MARK:**  
(Vote for one)



If you make a mistake or spoil your ballot, it is best if you request a replacement ballot (see below). However, if there is insufficient time for you to request a replacement ballot or visit a Voter Service and Polling Center, then change or correct a selection by: (Vote for one)

- CHOICE A (Fill in the box of your choice.)
- -CHOICE B (Draw a line through the choice you do not want.)

## Completing your ballot:

Verify that your pre-printed name on the back of the Official Return Envelope is correct (that you are not sending back your ballot in someone else's envelope). Follow all the voting instructions shown on your ballot. After you have marked all your voting choices and finished voting:

1. Refold your ballot along the original fold lines.
2. Place your voted ballot in the Secrecy Sleeve.
3. Place the Secrecy Sleeve (with voted ballot) into the Official Return Envelope. Do not return these instructions.
4. If a **PURPLE INSERT** has been included with your ballot requesting you enclose a copy of your ID, please do so.
5. Sign and date the "Affidavit of Voter" located on the back of the Official Return Envelope (Example below).
6. Seal the envelope.

**Only one voter's ballot is permitted in your Official Return Envelope.** If more than one ballot is placed in your Official Return Envelope, none of the ballots will be counted.

**By law, your signature is required on the AFFIDAVIT OF VOTER** (located on the backside of the Official Return Envelope). **If you do not sign the affidavit, your ballot will not be counted.**

**It is illegal to vote another person's ballot and/or sign another person's ballot envelope.** All signatures are verified.

## Returning your ballot:



By mail: Insert **ONLY** required documents

Ballot + Secrecy Sleeve = \$0.49 (one forever stamp)

Ballot + Secrecy Sleeve + copy of ID = \$0.69

### Looking to save a stamp?

Visit one of the Drop-off/Voter Service and Polling Center locations found on back of mailer and listed online at [BoulderCountyVotes.org](http://BoulderCountyVotes.org)

Ballots must be **RECEIVED** at the Boulder County Clerk & Recorder office or a designated Drop-off/Voter Service and Polling Center by 7:00 p.m. on Election Day, Tuesday, November 4, in order for your vote(s) to be counted. Ballots received after 7:00 p.m. on Election Day will not be counted. Postmarks do not count as a received date.

## Frequently Asked Questions

**Why am I getting a ballot in the mail?** In Colorado, all active voters automatically receive a mail ballot. If you prefer to vote in person, you can do so at any Voter Service and Polling Center (See back side for list of locations).

**What do I do if I make a mistake, damage or lose my ballot?** Email: [Vote@BoulderCountyVotes.org](mailto:Vote@BoulderCountyVotes.org) or call 303-413-7740 to request a replacement ballot. You may also go to any Voter Service and Polling Center to pick up a replacement in person.

**How do I know you received my ballot?** Check your voter information at [www.BoulderCountyVotes.org](http://www.BoulderCountyVotes.org) or call 303-413-7740 to verify your ballot was received.

**I've heard that mail ballots are only counted if there are close races. Is that true?** No. All ballots are counted in the same manner. All valid ballots cast by mail are counted in every election in Colorado, regardless of the outcome or closeness of any race.

**Are ADA accessible voting machines available?** Yes. ADA accessible voting machines are available for use at any Voter Service and Polling Center.

**Is Spanish language assistance available?** Visit [www.BoulderCountyVotes.org](http://www.BoulderCountyVotes.org) or call 303-413-7740, if you need assistance in Spanish. Visite [www.BoulderCountyVotes.org](http://www.BoulderCountyVotes.org) o llame al 303-413-7740 si necesita ayuda en Español.

**AFFIDAVIT OF VOTER**

I state under penalty of perjury that I am an eligible elector; that my signature and name are as shown on this envelope; that I have not and will not cast any vote in this election except by the enclosed ballot, and that my ballot is enclosed in accord with the provisions of the "Uniform Election Code of 1992."

x George Washington  
Voter's Signature -- (Signature Required)

TODAY'S DATE \_\_\_\_\_

\* Witness \_\_\_\_\_

**Sign your name as you normally would.**

\* In case of applicant's disability or inability to sign personally, his/her mark shall be witnessed by another person.

## **Rule 11. Voting Systems**

### **11.1 Voting system access**

11.1.1 The designated election official must securely store election setup records. Only persons with the clerk's written authorization may access the records.

11.1.2 The county clerk must deputize employees who are authorized to prepare or maintain the voting system or election setup records before the election.

11.1.3 In accordance with section 24-72-305.6, C.R.S., all permanent and temporary county staff and all vendor staff who have access to the voting system or any voting or counting equipment must pass the criminal background check described in Rule 6.5.

### **11.2 Voting System Inventory**

11.2.1 The designated election official must maintain an inventory record for each electronic vote-tabulating device used in an election. The record must include the manufacturer, make, model, serial number, hardware/firmware/software version or release number, hash value documentation where applicable, date of acquisition, description of any services, repairs, maintenance, upkeep, and version upgrades, and the dates the services were performed.

11.2.2 If the inventory is in electronic format, it must be exportable to a comma separated (CSV), excel spreadsheet (XLS or XLSX), or quote or tab separated (TXT) file before delivery to the Secretary of State.

11.2.3 The designated election official must file the inventory with the Secretary of State no later than ten days before the election for use in the Logic and Accuracy Test and the Post-Election Audit Test.

11.3 The clerk must perform a hardware diagnostic test, a logic and accuracy test, and a post-election audit.

#### **11.3.1 Hardware Diagnostic Test**

(a) The designated election official must perform the Hardware Diagnostic Test before the election on each device that the designated election official will use in the election, including spare or back up devices. The test must include the following devices and provide the following information:

- (1) All input and output devices;
- (2) Communications ports;
- (3) System printers;
- (4) System modems when applicable;
- (5) System screen displays;
- (6) Boot performance and initializations;
- (7) Firmware loads;

- (8) Software loads;
  - (9) Display of firmware or software hash value (MD5 or SHA-1) when possible;
  - (10) Confirmation that screen displays are functioning; and
  - (11) Date, time and calibration of systems.
- (b) The designated election official must seal each device upon the successful completion of the test and retain documentation of the seal information and all records in accordance with section 1-7-802, C.R.S.

### 11.3.2 Logic and Accuracy Test

- (a) The county clerk must conduct the public Logic and Accuracy Test no later than the 18<sup>th</sup> day before election day.
- (b) The county must ensure that the Logic and Accuracy Test is open to the extent allowable in accordance with section 1-7-509(2)(b), C.R.S. The county clerk may limit the number of representatives from each group because of space limitations.
- (c) Preparing for the Logic and Accuracy Test
  - (1) The county must prepare a sufficient number of test ballots that represent every ballot style and precinct, if applicable, allow for a sufficient number of ballots to mark every vote position for every candidate on every race including write-in candidates, allow for situations where a race may permit an elector to vote for two or more positions, where applicable, and include overvotes and undervotes for each race.
  - (2) The county must create a Testing Board of one registered elector from each of the major political parties, if appointed. Testing Board members must be registered to vote in the county.
  - (3) The county must provide at least 25 ballots that are clearly marked as test ballots to each Testing Board member.
  - (4) Testing Board members must secretly vote their ballots following the instructions printed on the ballots and retain a record of the tally.
  - (5) The Testing Board must test the ballots on each type of voting device used in the election and each type of ballot including audio ballots.
- (d) Conducting the Test
  - (1) The county and Testing Board must observe the tabulation of all test ballots, compare the tabulation with the previously retained records of the test vote count, and correct any discrepancies before the device is used in the election.
  - (2) The county must reset the public counter to zero on all devices and present zero tapes to the Testing Board for verification. For any device capable of producing or verifying the trusted build hash value (MD5 or

SHA-1) of the firmware or software, the county clerk must verify and document the accuracy of the value for the device.

(3) The county must make an appropriate number of voting devices available and the Testing Board may witness the programming and/or downloading of memory devices necessary for the test.

(4) The Testing Board and designated election official must count the test ballots as follows:

(A) Optical Scanners:

(i) The Testing Board must count test ballots on at least one, but not more than five, central count optical scanners and at least one optical scanner used at a voter service and polling center, if applicable.

(ii) The Testing Board must randomly select the machines to test.

(iii) The Testing Board must count the board and county's test ballot batches separately and generate reports to verify that the machine count is identical to the predetermined tally.

(B) DREs:

(i) The Testing Board must count the test ballots on at least one, but not more than five, DREs.

(ii) The Testing Board must randomly select the machines to test.

(iii) The Testing Board must identify and test two ballots as audio ballots.

(iv) The Testing Board must count at least 50 of the board's ballots and a random sampling of at least 25 of the county's test ballots separately and generate reports to verify that the machine count is identical to the predetermined tally. For DREs with VVPAT devices, the Testing Board must manually count the paper record to verify that the pre-determined totals of the Testing Board and county test ballot batches match the VVPAT total.

(e) Completing the Test

(1) The county must keep all test materials, when not in use, in a durable, secure box. Each member of the Testing Board must verify the seals and initial the chain-of-custody log maintained by the county clerk. If the records are opened for inspection, at least two election officials must verify the seals and initial the chain-of-custody log.

(2) After testing, the Testing Board must watch the county reset and seal each voting device.



- (3) The Testing Board and the county clerk must sign a written statement attesting to the qualification of each device successfully tested, the number of the seal attached to the voting device at the end of the test, any problems discovered, and any other documentation necessary to provide a full and accurate account of the condition of a given device.
- (4) After testing, the testing board must watch the county create a backup copy of the election database.
- (5) The county may not change the programming of any voting device after completing the logic and accuracy test for an election, except as required to conduct a recount or as authorized by the Secretary of State.

### 11.3.3 Post-Election Audit

- (a) No later than 48 hours after the close of polls on election night, the Secretary of State must notify the designated election official which voting devices and which race or races on the ballots will be audited based on the submitted hardware inventory list referred to in Rule 11.2.
- (b) The Secretary of State will randomly select five percent of ballot scanners, and five percent of DRE voting devices.
  - (1) If the county used a scanner in any voter service and polling center, the county must also audit at least one of the scanners.
  - (2) If the Secretary of State receives a report of equipment malfunction, the Secretary may select additional equipment for inclusion in the audit.
- (c) In accordance with section 1-7-514, C.R.S., the Secretary of State may only select devices used in the election.
- (d) The Secretary of State must randomly select at least two races per device for verification to ensure that each race or measure on the ballot is audited in accordance with section 1-7-514, C.R.S.
- (e) For optical scanners the designated election official must randomly select either of the following amounts based upon the total number of ballots counted:
  - (1) If fewer than 500 ballots were counted, then a minimum of 20 percent of the ballots counted on the device.
  - (2) If 500 or more ballots were counted, then a minimum of 100 ballots plus five percent of the difference between the number of ballots counted and 500, but not more than 500.
- (f) The designated election official must reset the public counter of the voting device selected for audit to zero and tabulate the ballots on that device.
- (g) The designated election official must manually verify the new report from the electronic count.
- (h) The designated election official must seal the ballots and a copy of the report in a separate container.

- (i) For DREs without a VVPAT, the designated election official must manually verify the image of all the ballots in the ballot log or ballot audit that the device counted along with the report generated for that device at the close of polls.
  - (1) For any device capable of producing or verifying the trusted build hash value (MD5 or SHA-1) of the firmware or software, the designated election official must verify and document the accuracy of the value to be included with the records for the device prior to conducting the audit.
- (j) For DREs with a VVPAT, the designated election official must manually verify the entire VVPAT record with the report generated for that specific device.
  - (1) For any device capable of producing or verifying the trusted build hash value (MD5 or SHA-1) of the firmware or software, the designated election official must verify and document the accuracy of the value to be included with the records for the device prior to conducting the audit.
- (k) At least two canvass board members must observe the random audit. The designated election official may assist with the audit.
- (l) If there are discrepancies in the audit, the canvass board or the designated election official must:
  - (1) Confirm that there is no discrepancy in the manual count;
  - (2) Take any steps necessary to check for voter error, which must include but is not limited to: overvotes, stray marks on the ballot, or other voter intent indicia; and
  - (3) Take any action necessary in accordance with the canvass board's powers as described in Part 1, Article 10 of Title 1, C.R.S.
- (m) After the audit, the designated election official must promptly report the results to the Secretary of State's Office by 5:00 p.m. on the last day to canvass. The report must contain:
  - (1) The make, model, and serial number of the voting devices audited;
  - (2) The number of ballots originally counted by each device or the number of ballots audited as identified in paragraph (4) of this section;
  - (3) The count of the specific races on the summary report printed at the close of polls or the report generated for the audit;
  - (4) The count of the specific races as manually verified;
  - (5) Any other information required by section 1-7-514, C.R.S.; and
  - (6) The canvass board members' and designated election official's signatures.
- (n) The designated election official may send the report by regular mail, email, or fax.

- 11.4 The county must submit election setup records by regular mail no later than 5:00 p.m. on the seventh day before election day.
  - 11.4.1 Jurisdictions that contract with either a software service bureau or an electronic vote counting equipment vendor may choose to have the vendor deliver the election setup records.
  - 11.4.2 Election setup records must be in an electronic media format that is native to the jurisdiction's specific ballot creation and tabulation system. Acceptable media formats include tape, diskette, cartridge, CD-ROM, DVD-ROM, floppy, external hard drive, or flash media.
  - 11.4.3 The designated election official must include a point of contact and method of contact (phone, fax, email, etc.).
  - 11.4.4 Within 24 hours of receipt of the election setup records, the Secretary of State's office will contact the jurisdiction to confirm receipt.
  - 11.4.5 The Secretary of State's office will store the election setup records in a secured, fire proof, limited-access location.
  - 11.4.6 All parties must treat as confidential all escrowed materials and any other related information that comes into their possession, control, or custody.
- 11.5 The designated election official must retain all testing records and documentation for 25 months.
- 11.6 Methods of submission are:
  - 11.6.1 By regular mail to:

Colorado Secretary of State  
Attn: Voting Systems  
1700 Broadway – Suite 200  
Denver, CO 80290
  - 11.6.2 By email to:

voting.systems@sos.state.co.us
  - 11.6.3 By Fax to:

303-869-4861
- 11.7 Rules Concerning Accessible Voting Systems. A political subdivision may not purchase or lease voting systems for use by people with disabilities unless the system is certified in accordance with the 2002 Voting System Standards promulgated by the Federal Election Commission
- 11.8 Rules Concerning Notice of Voting System Malfunction
  - 11.8.1 The voting system provider must submit a software incident report to the Secretary of State no later than 72 hours after a software incident has occurred.
  - 11.8.2 A vendor or designated election official must notify the Secretary of State within 24 hours of a reported or actual malfunction of its voting system. The notice must include a description, date, and the names of those who witnessed the malfunction, as well as the

procedures followed before the malfunction, and any error messages displayed. The notice may be verbal, but a written notice must follow.

11.8.3 If the Secretary of State requires additional information the vendor or the designated election official must submit a report to the Secretary of State's office detailing the reprogramming or any other actions necessary to correct a voting system malfunction.

- (a) The report must address whether permanent changes are necessary to prevent similar malfunctions in the future.
- (b) If the malfunction requires a programming or election setup change to the database or other parts of the voting system, the designated election official must submit an updated election setup record to the Secretary of State's office as set forth in Rule 11.4.
- (c) The report must be submitted within 30 days after the date of the request by the Secretary of State. If an election is scheduled within 60 days of the date of request by the Secretary of State, the Secretary of State may set an emergency deadline for filing the report.
- (d) Failure to submit a report within the required period is grounds to decertify the system.
- (e) The political subdivision holding the election in which the voting system malfunction occurred may submit the report in lieu of a report from the system's vendor.
- (f) A copy of this report will be on file in the Secretary of State's office.
- (g) The Secretary of State's office will distribute a copy of this report to all counties using the voting system in question.

## 11.9 Purchases and Contracts

11.9.1 In accordance with section 1-5-623(3), C.R.S., a political subdivision may not purchase, lease, transfer, or receive an electronic voting device or system or any related component of a device or system without approval from the Secretary of State.

11.9.2 A political subdivision may only purchase or lease a certified voting system if:

- (a) The contract contains training and maintenance costs; and
- (b) The voting system components and accessories appear complete and capable of successfully conducting an election in Colorado.

11.9.3 The Secretary of State will maintain a list of all components used and purchased. The list will include, at minimum, the name of the jurisdiction, the date of purchase, the serial number(s) of voting devices and name of the voting systems that were purchased.

11.10 Election Night Reporting (ENR). The county must report election night results for all primary, general, coordinated and recall elections.

11.10.1 A data entry county must program the election to support the exporting of election night results in accordance with the following upload requirements:

- (a) List contest names and candidate names exactly as provided on the certified list.
- (b) For counties that use the ES&S and Premier voting systems, arrange the contests in the order prescribed by section 1-5-403(5), C.R.S.
- (c) Capitalize candidate names (e.g., John A. Smith).
- (d) Present a precinct name as a ten-digit precinct number.
- (e) For counties that use the Hart voting systems, use the "Split\_name" field for split precinct naming purposes.
- (f) Create a "Provisional" precinct.
- (g) Use only the party codes certified by the Secretary of State.
- (h) Do not include the party name or code in the candidate name field.

11.10.2 No later than 14 days before the election, a county must send the following information to the Secretary of State, at the address in Rule 11.6:

- (a) A data entry county must email a sample or "zero" file.
- (b) A manual entry county must send a list of all ballot content.

11.10.3 Manual entry counties must produce preliminary election results and upload them to the ENR system once counting is completed. All other counties must export or produce preliminary election results and upload them to the ENR system a minimum of three times on election night:

- (a) After the close of polls but no later than 8:00 p.m.
- (b) At or around 9:00 p.m.
- (c) The county must indicate that reporting is complete in the ENR system for election day after the county uploads the last results on election night.

11.10.4 The county must export or produce official election results, and check the appropriate box in the ENR system to indicate that the canvass upload is complete, not later than close of business of the first business day after the statutory deadline for completing the canvass.

## **Rule 18. Uniform Ballot Counting Standards**

- 18.1 In any election where a multiple page printed ballot is used, a voter must vote and return all pages of the ballot at the same time. Any voter who returns at least one page of a multiple page printed ballot will be considered to have voted and the county clerk or designated election official must count the votes on the submitted pages. The county clerk must not count votes on additional pages returned at a later time. The county clerk must appropriately mark, set aside, and preserve the ballots as election records in accordance with section 1-7-802, C.R.S.
- 18.2 Uniform Counting Standards for hand-counted Paper Ballots
- 18.2.1 In accordance with section 1-7-309, C.R.S., and Rule 18.6, judges counting ballots on election day must consider the intent of the voter.
- 18.2.2 If a race or ballot measure is overvoted, the judges must not count any vote for that race or ballot measure.
- 18.2.3 If a race or ballot measure contains no markings by the voter, no tally will be made for that race or ballot measure. But all other candidate races or ballot measures properly marked by the voter on the ballot must be counted.
- 18.2.4 A ballot which has no markings for any candidate races or ballot measures must be tallied as a blank ballot.
- 18.3 Uniform Counting Standards for Optical Scan Ballots
- 18.3.1 Optical Scan Procedures at a voter service and polling center
- (a) Voters whose ballots are rejected or sorted by a voter service and polling center scanner as a blank or overvoted ballot must be given the opportunity to correct their ballot.
- (b) Ballots sorted to a write-in bin must be tallied at the conclusion of the voting and delivered to the central counting center in a secure container.
- 18.3.2 Central Count Optical Scan Procedures
- (a) Judges may complete a visual inspection of every ballot for the limited purpose of separating damaged ballots into a unique batch.
- (b) Judges must resolve, and where applicable, duplicate, every damaged ballot and all ballots sorted by the optical scan machine in accordance with this Rule.
- (c) A resolution board, consisting of a bipartisan team of two election judges for partisan elections or two qualified election judges for nonpartisan elections, must resolve all ballots sorted by the central count optical scan equipment.
- (1) The board must be observed by two additional election judges, who in any partisan election must be representatives of each major political party.
- (2) The resolution board must maintain a log for each step of verification, duplication, and counting.

(d) Sequence of Resolution Procedures

- (1) The resolution board must run a zero tape, or similar report, indicating no votes cast or counted before the counting begins.
- (2) The board must review all ballots with overvotes, blank ballots, and write-in ballots sorted by the optical scanner. Ballots sorted by the optical scan equipment are subject to review by the resolution board. If there are no legally qualified write-in candidates, the write-in sort option must not be utilized.
- (3) A voter's intent must be reviewed for every ballot that requires resolution.
- (4) All ballots sorted by the optical scanner and resolved by the resolution board by duplication must be marked as duplicated.
- (5) The resolution board must maintain an official audit log for all ballots resolved setting forth the duplicate ballot number where applicable, specific reason that the ballot was resolved, date of resolution, and the initials of the members of the duplication board responsible for resolving the ballot.
- (6) The county must separately log the seal number of each box containing one or more valid write-in votes.

(e) Resolution of damaged ballots

- (1) The resolution board must duplicate damaged or defective ballots utilizing the ballot duplication procedures in Rule 18.5.
- (2) The resolution board must examine blank ballots to determine if the ballot is a true blank ballot or one that has been marked with a non-detectable mark. Resolution board members must make a duplicate copy of the ballot which has been marked with a non-detectable mark utilizing the ballot duplication procedures in Rule 18.5. If a ballot is truly blank, the board must rescan the ballot and tabulate it with no races or ballot measures voted.
- (3) The resolution board must inspect and resolve overvoted ballots in accordance with Rule 18.6.
- (4) Write-in votes sorted by the optical scan equipment must be delivered to the assigned write-in board for hand counting.
  - (A) During the initial ballot count, the oval must be darkened or the arrow connected according to the appropriate voting instructions. The county may count only votes for legally qualified write-in candidates.
  - (B) If, following the initial count, the number of undervotes in that race could change the outcome or force the election into a mandatory recount if attributed to a legally qualified write-in candidate, the county must count votes for that candidate whether or not the target area designating the selection of a write-in candidate has been marked, provided that the number of

candidates chosen does not exceed the number permitted in that office.

- (5) The resolution board must duplicate ballots by clearly labeling the new duplicate ballot as a "DUPLICATE" and assign a serial number which shall be recorded on both the original and duplicate ballot. For example, the first ballot in Precinct # 1 to be duplicated could be labeled as #1/001 with the duplicate labeled D#1/001. Original ballots must be separated from the duplicate ballots and placed in a sealable container clearly marked "ORIGINAL BALLOTS." The duplicate ballots must be counted in lieu of the original ballots.
- (6) The resolution board must maintain an official audit log setting forth the precinct number, duplicate ballot number, reason (with specificity) that the ballot was duplicated, date of duplication, and the initials of the members of the duplication board responsible for duplicating the ballot.

(f) Recount Procedures for Optical Scan

- (1) Optical scan equipment must be set to consistent sensitivity standards for each system type, must be tested before the recount, and must be programmed to sort undervotes for the individual race(s) or ballot measure(s) being recounted.
- (2) The county will conduct a recount of a race with a write-in candidate as outlined in Rule 18.6.4.

18.4 Uniform Counting Standards for DREs. A vote that is properly recorded, as specified by the voting instructions, on the voting device for an office or ballot measure must be counted.

18.5 Duplication of Ballots

18.5.1 Using the damaged ballot as the guide, the duplicating team must mark a blank ballot so that the votes recorded are identical to those indicated on the damaged ballot. The duplication must be proofed to ensure it is marked properly and accurately.

18.5.2 Every duplicated ballot must be subject to the process for determining voter intent outlined in Rule 18.6.

18.5.3 A unique number must be assigned to both the original and duplicated ballot. This will reference the two ballots together and provide an audit trail. (Example: the ballots may be marked XX-NNN, where XX is the precinct number and NNN are consecutive numbers starting with the number one.)

18.5.4 The duplicated ballots must be counted in the same manner as all other ballots to be counted.

18.5.5 The damaged or unreadable original ballot must be marked "DUPLICATED" to indicate that the ballot has been duplicated and the duplication is completed. All duplicated original ballots for a precinct along with any applicable printed material must be placed in a sealable container and clearly marked "ORIGINAL BALLOTS."

18.6 Determination of Voter Intent



- 18.6.1 If a voter uses a consistent alternate ballot marking method that deviates from the method specified by the voting instructions (such as circling or placing a check mark behind a candidate's name or ballot response) and does not place an "X", check or other appropriate mark in the target area, the voter will be considered to have voted for the appropriate candidates and or ballot responses and the ballot must be duplicated. But if a voter marks any of his or her choices by placing an "X", check or other appropriate mark in any target area on the voter's ballot, only those choices where the target area is marked may be counted.
- 18.6.2 A ballot that has a mark correctly in the target area that partially extends into another target area must be counted as a vote for the candidate or ballot response so marked.
- 18.6.3 When resolving an overvoted race, marks indicating the voter's intent include, circling the candidate's name and strike-outs or corrections of choices.
- 18.6.4 Write-in votes
- (a) If a voter designates a vote for a named candidate on the ballot and writes in the name of the same candidate in the write-in area, the vote must be counted.
  - (b) If a voter designates a named candidate on the ballot and writes in the name of a different candidate in the write-in area, it must be considered an overvote for that office if the number of chosen candidates exceeds the number permitted to be voted for in that office and no vote may be counted.
  - (c) During any recount of votes, if the number of undervotes in that race could change the outcome if attributed to a legally qualified write-in candidate, votes for that candidate must be counted whether or not the target area designating the selection of a write-in candidate has been marked, provided that the number of candidates chosen does not exceed the number permitted in that office.

**1-7-509. Electronic and electromechanical vote counting - testing of equipment required - definition - repeal.**

(1) (a) An electronic or electromechanical voting system shall be tested at the conclusion of maintenance and testing. The tests shall be sufficient to determine that the voting system is properly programmed, the election is correctly defined on the voting system, and all of the voting system's input, output, and communication devices are working properly.

(b) The designated election official shall conduct at least three tests on all electronic and electromagnetic voting equipment, including a hardware test, a public logic and accuracy test conducted in accordance with subsection (2) of this section, and a postelection test or audit conducted in accordance with rules promulgated by the secretary of state. Each type of ballot, including mail, provisional, and audio ballots, shall be tested in accordance with rules promulgated by the secretary of state. The tests must ensure that the equipment will correctly count the votes cast for all offices and on all ballot questions and ballot issues and that the voting system will accurately count ballots of all types.

(c) (I) For all partisan elections, the designated election official shall select a testing board comprising at least two persons, one from each major political party, from the list provided by the major political parties pursuant to section 1-6-102.

(II) For all nonpartisan elections, the designated election official or coordinated election official, as applicable, shall select a testing board comprising at least two persons who are registered electors.

(III) (A) For the purposes of subparagraph (I) of this paragraph (c) only, "major political party" means any political party that at the last two preceding gubernatorial elections was represented on the official ballot either by political party candidates or by individual nominees and whose candidate at the last two preceding gubernatorial elections received at least ten percent of the total gubernatorial votes cast.

(B) This subparagraph (III) is repealed, effective January 1, 2015.

(2) (a) A public test of voting equipment shall be conducted prior to the commencement of voting in accordance with this section by processing a preaudited group of ballots produced so as to record a predetermined number of valid votes for each candidate and on each ballot question or ballot issue. The test shall ensure that the system accurately records votes when the elector has the option of voting for more than one candidate in a race. The test shall ensure that the voting system properly rejects and does not count overvotes and undervotes.

(b) The public test shall be open to representatives of the political parties, the press, and the public, subject to the rules promulgated by the secretary of state pursuant to subsection (6) of this section. Each major political party, minor political party, ballot issue committee that has an issue on the ballot, and coordinating entity may designate one person, who shall be allowed to witness all public tests and the counting of pretest votes. If an observer or designee hinders or disturbs the test process, the designated election official may remove the person from the test area. An observer or designee who has been removed from a public test may be barred from future tests. The absence of observers or designees shall not delay or stop the public test.

(c) The testing board shall convene and designate at least one member to represent the board during the testing, sign the necessary reports, and report to the board. The programs and ballots used for testing shall be attested to and sealed by the board and retained in the custody of the designated election official. The absence of a member of the testing board shall not delay or stop the test.

(d) Upon completion of the testing conducted pursuant to this section, the testing board or its representative and the representatives of the political parties, ballot issue committees, and coordinating entities who attended the test may witness the resetting of each device that passed the test to a preelection state of readiness and the sealing of each such device in order to secure its state of readiness.

(e) The testing board or its representative shall sign a written statement indicating the devices tested, the results of the testing, the protective counter numbers of each device, if applicable, the number of the seal attached to each device upon completion of the testing, any problems reported to the designated election official as a result of the testing, and whether each device tested is satisfactory or unsatisfactory.

(3) Notice of the fact that the public test will take place shall be posted in the designated public place for posting notices in the county for at least seven days before the public test. The notice shall indicate the general time frame during which the test may take place and the manner in which members of the public

may obtain specific information about the time and place of the test. Nothing in this subsection (3) shall preclude the use of additional methods of providing information about the public test to members of the public.

(4) (a) If any tested device is found to have an error in tabulation, it shall be deemed unsatisfactory. For each device deemed unsatisfactory, the testing board shall attempt to determine the cause of the error, attempt to identify and test other devices that could reasonably be expected to have the same error, and test a number of additional devices sufficient to determine that all other devices are satisfactory. The cause of any error detected shall be corrected, and an errorless count shall be made before the voting equipment is approved. The test shall be repeated and errorless results achieved before official ballots are counted.

(b) If an error is detected in the operation or output of an electronic voting device, including an error in spelling or in the order of candidates on a ballot, the problem shall be reported to the testing board and the designated election official. The designated election official shall correct the error.

(c) A voting device deemed unsatisfactory shall be recoded, repaired, or replaced and shall be made available for retesting unless a sufficient number of tested backup devices is available to replace the unsatisfactory device. The backup device may not be used in the election unless the testing board or its representative determines that the device is satisfactory. The designated election official shall announce at the conclusion of the first testing the date, place, and time that an unsatisfactory device will be retested, or, at the option of the testing board, the designated election official shall notify by telephone each person who was present at the first testing of the date, place, and time of the retesting.

(5) The designated election official shall keep records of all previous testing of electronic and electromechanical tabulation devices used in any election. Such records shall be available for inspection and reference during public testing by any person in attendance. The need of the testing board for access to such records during the testing shall take precedence over the need of other attendees for access so that the work of the testing board will not be hindered. Records of testing shall include, for each device, the name of the person who tested the device and the date, place, time, and results of each test. Records of testing shall be retained as part of the official records of the election in which the device is used.

(6) The secretary of state shall promulgate rules in accordance with article 4 of title 24, C.R.S., prescribing the manner of performing the logic and accuracy testing required by this section.

**Source:** L. 2005: Entire section added, p. 1404, § 27, effective June 6; entire section added, p. 1439, § 27, effective June 6. L. 2007: (1)(b) amended, p. 1779, § 17, effective June 1. L. 2010: (1)(c) amended, (HB 10-1116), ch. 194, p. 833, § 16, effective May 5. L. 2012: (1)(c)(III) added, (HB 12-1292), ch. 181, p. 686, § 31, effective May 17. L. 2013: (1)(b) amended, (HB 13-1303), ch. 185, p. 723, § 76, effective May 10.

**Cross references:** In 2013, subsection (1)(b) was amended by the "Voter Access and Modernized Elections Act". For the short title and the legislative declaration, see sections 1 and 2 of chapter 185, Session Laws of Colorado 2013.



## Boulder County Clerk & Recorder Elections Division Logic and Accuracy Test Documentation

BNOW and DAU test information

<b>Election Title:</b>			
<b>2014 General Election – November 4, 2014</b>			
<b>BOSS Database ID:</b>		<b>Creation Date:</b>	
<b>MB:</b> 152804	<b>DAU:</b> 160437	<b>MB:</b> 09/16/2014	<b>DAU:</b> 09/16/2014
<b>Test Date(s):</b>		<b>Test Location:</b>	
October 7 - 10, 2014		1750 33 <sup>rd</sup> St. Boulder, CO	

Title	Printed Name (Team #)	Ballot Now MBB ID Number	DRE MBB ID Number
<b>LAT Coordinator County Test Deck</b>	<b>Molly Tayer –</b> <i>Boulder County Elections Coordinator</i>	054, 055, 056, 058	005, 019
<b>Board Member #1 Team #1D</b>	<b>Daniel Gould</b> <i>Democratic Party Representative</i>	061	042
<b>Board Member #2 Team #1D</b>	<b>Boyd Shaffer</b> <i>Republican Party Representative</i>	061	041
<b>Participant - Democratic Team #1R</b>	<b>Eben Carsey</b> <i>Democratic Party Representative</i>	062	042
<b>Participant - Republican Team #1R</b>	<b>Cathy Jarrett</b> <i>Republican Party Representative</i>	062	041
<b>Participant - City of Boulder Team #1</b>	<b>Alisa Lewis/Alisa Darrow</b> <i>Ballot Question Representative</i>	065	005
<b>Participant - City of Longmont Team #2</b>	<b>Valeria Skitt/Dawn Quintana</b> <i>Ballot Question Representative</i>	070	006
<b>Participant - City of Lafayette Team #3</b>	<b>Susan Koster/Susan Barker</b> <i>Ballot Question Representative</i>	064	001
<b>Participant - Town of Lyons Team #4</b>	<b>Deb Anthony/Staff Member</b> <i>Ballot Candidate Representative</i>	060	013
<b>Participant - City of Louisville Team #5</b>	<b>Nancy Varra/Rita Glova</b> <i>Ballot Candidate Representative</i>	059	013
<b>Participant - Town of Superior Team #6</b>	<b>Phyllis Harden/Paula Kyle</b> <i>Ballot Candidate Representative</i>	069	006
<b>Participant – Boulder Valley School District Team #7</b>	<b>Sandy Eicher/Kristina Crain</b> <i>Ballot Question Representative</i>	068	017
<b>Participant – North Metro Fire Rescue Protection District Team #8</b>	<b>Steve Gosselin/Debbie VanWansele</b> <i>Ballot Question Representative</i>	066	006
<b>Participant – Sunshine Fire Protection District Team #9</b>	<b>Alan Kirton/Johanna Hurley</b> <i>Ballot Question Representative</i>	067	001
<b>Boulder County Team #10</b>	<b>Gabi Boerkircher/Carrie Haverfield</b> <i>Ballot Question Representative</i>	063	005
Support Member	Patty Stahl (Inspection/Scanning)	N/A	N/A
Support Member	Eric Tuskind (Inspection/Scanning)	N/A	N/A
Support Member	Crystal Christman (Tabulation)	N/A	N/A
Support Member	Brad Light (MVW – eSlate)	N/A	N/A
Support Member	Elin Larson (MVW – eSlate)	N/A	N/A



## Boulder County Clerk & Recorder Elections Division

DEVICE DOCUMENTATION					
Device ID	Type of Device	Members Testing Device	Satisfactory / Unsatisfactory	Initials	Seal # (Where applicable)
1 – CU Recreation Center C03B41 (#56) Sequence #3	JBC MBB 005		<b>Satisfactory</b>	On File	On File
Booth 57 A0ABC0	ESlate	Kristina Crane/Alisa Lewis Marge Atkinson/Bruce Gladstone	<b>Satisfactory</b>	On File	On File
Booth 57 V03724	VBO	Kristina Crane/Alisa Lewis Marge Atkinson/Bruce Gladstone	<b>Satisfactory</b>	On File	On File
Booth 136 A0B06A	ESlate	Carrie Haverfield/Deb VanWansele	<b>Satisfactory</b>	On File	On File
Booth 136 V037B4	VBO	Carrie Haverfield/Deb VanWansele	<b>Satisfactory</b>	On File	On File
2 – Longmont Fire Station #5 C03B77 (#60) Sequence #4	JBC MBB 042, 006		<b>Satisfactory</b>	On File	On File
Booth 112 A0AF8F	eSlate	Steve Gosselin/Deborah Russell	<b>Satisfactory</b>	On File	On File
Booth 112 V035FD	VBO	Steve Gosselin/Deborah Russell	<b>Satisfactory</b>	On File	On File
Booth 71 A0AD09	eSlate	Phyllis Hardin/Valeria Skitt Alisa Darrow/Dawn Quintana	<b>Satisfactory</b>	On File	On File
Booth 71 V03686	VBO	Phyllis Hardin/Valeria Skitt Alisa Darrow/Dawn Quintana	<b>Satisfactory</b>	On File	On File
3 – Foothill Nature Center C03CD2 (#115) Sequence #1	JBC MBB 001		<b>Satisfactory</b>	On File	On File
Booth 154 A0B0C2	eSlate	Susan Koster/Paula Kyle	<b>Satisfactory</b>	On File	On File
Booth 154 V03664	VBO	Susan Koster/Paula Kyle	<b>Satisfactory</b>	On File	On File
Booth 149 A0B09C	eSlate	Alan Kirton/Susan Barker	<b>Satisfactory</b>	On File	On File
Booth 149 V03731	VBO	Alan Kirton/Susan Barker	<b>Satisfactory</b>	On File	On File
4 – Standby C03CD6 (#119) Sequence #15	JBC MBB 041, 017		<b>Satisfactory</b>	On File	On File
Booth 66 A0AC9A	eSlate	Cathy Jarrett/Julia Babb Sandy Eicher/Gabi Boerkircher	<b>Satisfactory</b>	On File	On File
Booth 66 V03685	VBO	Cathy Jarrett/Julia Babb Sandy Eicher/Gabi Boerkircher	<b>Satisfactory</b>	On File	On File
Booth 44 A0AAB4	eSlate	Boyd Shaffer/ Bruce Gladstone/Marge Atkinson	<b>Satisfactory</b>	On File	On File
Booth 44 V03704	VBO	Boyd Shaffer/ Bruce Gladstone/Marge Atkinson	<b>Satisfactory</b>	On File	On File



## Boulder County Clerk & Recorder Elections Division

Device ID	Type of Device	Members Testing Device	Satisfactory / Unsatisfactory	Initials	Seal # (Where applicable)
5 – Nederland Community Center C03B42 (#57) Sequence #11	JBC MBB 013, 019			On File	
Booth 68 A0A9AE	eSlate	Nancy Varra/Johanna Hurley	<b>Unsatisfactory</b>	On File	N/A
Booth 68 V03210	VBO	Nancy Varra/Johanna Hurley	<b>Unsatisfactory</b>	On File	N/A
Booth 69 V0ACED	eSlate	Rita Glova/Deb Anthony	<b>Satisfactory</b>	On File	On File
Booth 69 V03741	VBO	Rita Glova/Deb Anthony	<b>Satisfactory</b>	On File	On File
Booth 147 Replacement for Booth 68 A0B09A	eSlate	Dan Zack/Jeff Waters	<b>Satisfactory</b>	On File	On File
Booth 147 Replacement for Booth 68 V0378E	VBO	Dan Zack/Jeff Waters	<b>Satisfactory</b>	On File	On File
<b>TALLY</b>	DRE Count Tabulation	Boyd Shaffer/Dan Gould	<b>Satisfactory</b>	On File	N/A



## Boulder County Clerk & Recorder Elections Division

DEVICE DOCUMENTATION					
Device ID	Type of Device	Members Testing Device	Satisfactory / Unsatisfactory	Initials	Seal # (Where applicable)
<b>Central Count Scanners</b>					
Scan Station A BNOW CH6NCZ1 BNIP CGMNCZ1 RESOLUTION CH3PCZ1	Central Count Scanner MBB 070	Alisa Darrow/Dawn Quintana	<b>Satisfactory</b>	On File	N/A
Scan Station B BNOW CGTNCZ1 BNIP CGKNCZ1 RESOLUTION CBMMCZ1	Central Count Scanner MBB 069	Phyllis Hardin/Valeria Skitt	<b>Satisfactory</b>	On File	N/A
Scan Station C BNOW CH4MCZ1 BNIP CHGNCZ1 RESOLUTION CGZMCZ1	Central Count Scanner MBB 068	Sandy Eicher/Gabi Boerkircher	<b>Satisfactory</b>	On File	N/A
Scan Station D BNOW CGVNCZ1 BNIP CGXLCZ1 RESOLUTION CH2MCZ1	Central Count Scanner MBB 067	Alan Kirton/Susan Barker	<b>Satisfactory</b>	On File	N/A
Scan Station E BNOW CHDLCZ1 BNIP CH7PCZ1 RESOLUTION CH8LCZ1	Central Count Scanner MBB 066, 059	Steve Gosselin/Deborah A. Russell Nancy Varra/Johanna Hurley	<b>Satisfactory</b>	On File	N/A
Scan Station F BNOW CGXMCZ1 BNIP CGPLCZ1 RESOLUTION CGLNCZ1	Central Count Scanner MBB 065	Alisa Lewis/Kristina Crain	<b>Satisfactory</b>	On File	N/A
Scan Station G BNOW CHDPCZ1 BNIP CH4NCZ1 RESOLUTION CGRMCZ1	Central Count Scanner MBB 064	Susan Koster/Paula Kyle	<b>Satisfactory</b>	On File	N/A
Scan Station H BNOW CGNNCZ1 BNIP CGJLCZ1 RESOLUTION CGQLCZ1	Central Count Scanner MBB 063	Carrie Haverfield/Deb VanWanseele	<b>Satisfactory</b>	On File	N/A
Scan Station I (Contingency Scanner) BNOW 5HXRHL1 BNIP BGRHL1 RESOLUTION BGRHL1	Central Count Scanner MBB 062	Eben Carsey/Cathy Jarrett	<b>Satisfactory</b>	On File	N/A
Scan Station J (Contingency Scanner) BNOW CGXRHL1 BNIP CHXRHL1 RESOLUTION CHXRHL1	Central Count Scanner MBB 061	Boyd Shaffer/Dan Gould	<b>Satisfactory</b>	On File	N/A
<b>TALLY</b>	Central Count Tabulation	Boyd Shaffer/Dan Gould	<b>Satisfactory</b>	On File	N/A



**Boulder County Clerk & Recorder Elections Division**

**Statement of Qualification of Election Devices**

I attest that, to the best of my knowledge, each election device used in the Logic and Accuracy Test (LAT) passed the requirements of the LAT and accurately tabulated all properly marked LAT ballots.

It is the determination of the Logic and Accuracy Testing Board that all devices tested are qualified to be used in the 2014 General Election on November 4<sup>th</sup>, 2014.

On File \_\_\_\_\_ 10/10/14

Democratic Representative, LAT Testing Board

On File \_\_\_\_\_ 10/10/14

Republican Representative, LAT Testing Board

On File \_\_\_\_\_ 10/10/14

Hillary Hall  
Boulder County Clerk & Recorder

Any problems discovered during testing are described as follows. Additionally, I am reporting any other information or attaching any additional documentation that might be necessary to provide a full and accurate account of the condition of each piece of equipment:

Daniel Gould, Democratic Party Representative of LAT Testing Board:

Issues explained and resolved \_\_\_\_\_

Boyd Shaffer, Republican Party Representative of LAT Testing Board:

All problems were minor and resolved satisfactorily \_\_\_\_\_

Hillary Hall, Boulder County Clerk & Recorder:

None \_\_\_\_\_



**LAT** **Cumulative Report — Official Results**  
**Boulder County, Colorado — 2014 Boulder County General Election — November 04, 2014**

*Combined Cumulative Paper*

Total Number of Voters : 1,730 of 183,631 = 0.94%

Precincts Reporting 0 of 234 = 0.00%

Party	Candidate	Absentee	Early	Election	Total
-------	-----------	----------	-------	----------	-------

**United States Senator, Vote For 1**

DEM	Mark Udall	76	5.93%	0	0.00%	0	0.00%	76	5.93%
REP	Cory Gardner	92	7.18%	0	0.00%	0	0.00%	92	7.18%
LBR	Gaylon Kent	118	9.21%	0	0.00%	0	0.00%	118	9.21%
UAF	Raúl Acosta	146	11.40%	0	0.00%	0	0.00%	146	11.40%
UNI	Bill Hammons	170	13.27%	0	0.00%	0	0.00%	170	13.27%
UAF	Steve Shogan	200	15.61%	0	0.00%	0	0.00%	200	15.61%
	Willoughby - UAF (W)	224	17.49%	0	0.00%	0	0.00%	224	17.49%
	Kathleen Rosewater Cunningham - REP (W)	255	19.91%	0	0.00%	0	0.00%	255	19.91%
<b>Cast Votes:</b>		1,281	75.89%	0	0.00%	0	0.00%	1,281	75.89%
<b>Over Votes:</b>		33	1.95%	0	0.00%	0	0.00%	33	1.95%
<b>Under Votes:</b>		374	22.16%	0	0.00%	0	0.00%	374	22.16%

Precincts			Voters		
Counted	Total	Percent	Ballots	Registered	Percent
0	233	0.00%	1,688	183,631	0.92%

**Representative To The 114th United States Congress - District 2, Vote For 1**

DEM	Jared Polis	92	48.94%	0	0.00%	0	0.00%	92	48.94%
REP	George Leing	96	51.06%	0	0.00%	0	0.00%	96	51.06%
<b>Cast Votes:</b>		188	13.82%	0	0.00%	0	0.00%	188	13.82%
<b>Over Votes:</b>		26	1.91%	0	0.00%	0	0.00%	26	1.91%
<b>Under Votes:</b>		1,146	84.26%	0	0.00%	0	0.00%	1,146	84.26%

Precincts			Voters		
Counted	Total	Percent	Ballots	Registered	Percent
0	175	0.00%	1,360	134,210	1.01%

**Representative To The 114th United States Congress - District 4, Vote For 1**

DEM	Vic Meyers	13	14.77%	0	0.00%	0	0.00%	13	14.77%
REP	Ken Buck	19	21.59%	0	0.00%	0	0.00%	19	21.59%
LBR	Jess Loban	27	30.68%	0	0.00%	0	0.00%	27	30.68%
UAF	Grant Doherty	29	32.95%	0	0.00%	0	0.00%	29	32.95%
<b>Cast Votes:</b>		88	26.83%	0	0.00%	0	0.00%	88	26.83%
<b>Over Votes:</b>		6	1.83%	0	0.00%	0	0.00%	6	1.83%
<b>Under Votes:</b>		234	71.34%	0	0.00%	0	0.00%	234	71.34%

Precincts			Voters		
Counted	Total	Percent	Ballots	Registered	Percent
0	58	0.00%	328	49,421	0.66%

Cumulative Report — Official

Boulder County, Colorado — 2014 Boulder County General Election — November 04, 2014

Total Number of Voters : 1,730 of 183,631 = 0.94%

Precincts Reporting 0 of 234 = 0.00%

Party	Candidate	Absentee	Early	Election	Total
-------	-----------	----------	-------	----------	-------

Governor/Lieutenant Governor, Vote For 1

REP	Bob Beauprez / Jill Repella	65 6.30%	0 0.00%	0 0.00%	65 6.30%
DEM	John Hickenlooper / Joe Garcia	108 10.47%	0 0.00%	0 0.00%	108 10.47%
GRN	Harry Hempy / Scott Olson	113 10.95%	0 0.00%	0 0.00%	113 10.95%
LBR	Matthew Hess / Brandon Young	144 13.95%	0 0.00%	0 0.00%	144 13.95%
UAF	Mike Dunafon / Robin J. Roberts	174 16.86%	0 0.00%	0 0.00%	174 16.86%
UAF	Paul Noel Fiorino / Charles George Whitley	202 19.57%	0 0.00%	0 0.00%	202 19.57%
	Marcus Giavanni / Joshua Yballa - UAF / REP (W)	226 21.90%	0 0.00%	0 0.00%	226 21.90%
<b>Cast Votes:</b>		1,032 61.14%	0 0.00%	0 0.00%	1,032 61.14%
<b>Over Votes:</b>		32 1.90%	0 0.00%	0 0.00%	32 1.90%
<b>Under Votes:</b>		624 36.97%	0 0.00%	0 0.00%	624 36.97%

Precincts			Voters		
Counted	Total	Percent	Ballots	Registered	Percent
0	233	0.00%	1,688	183,631	0.92%

Secretary Of State, Vote For 1

DEM	Joe Neguse	81 17.65%	0 0.00%	0 0.00%	81 17.65%
REP	Wayne W. Williams	98 21.35%	0 0.00%	0 0.00%	98 21.35%
ACN	Amanda Campbell	128 27.89%	0 0.00%	0 0.00%	128 27.89%
LBR	Dave Schambach	152 33.12%	0 0.00%	0 0.00%	152 33.12%
<b>Cast Votes:</b>		459 27.19%	0 0.00%	0 0.00%	459 27.19%
<b>Over Votes:</b>		32 1.90%	0 0.00%	0 0.00%	32 1.90%
<b>Under Votes:</b>		1,197 70.91%	0 0.00%	0 0.00%	1,197 70.91%

Precincts			Voters		
Counted	Total	Percent	Ballots	Registered	Percent
0	233	0.00%	1,688	183,631	0.92%

State Treasurer, Vote For 1

REP	Walker Stapleton	81 24.85%	0 0.00%	0 0.00%	81 24.85%
DEM	Betsy Markey	119 36.50%	0 0.00%	0 0.00%	119 36.50%
LBR	David Jurist	126 38.65%	0 0.00%	0 0.00%	126 38.65%
<b>Cast Votes:</b>		326 19.31%	0 0.00%	0 0.00%	326 19.31%
<b>Over Votes:</b>		32 1.90%	0 0.00%	0 0.00%	32 1.90%
<b>Under Votes:</b>		1,330 78.79%	0 0.00%	0 0.00%	1,330 78.79%

Precincts			Voters		
Counted	Total	Percent	Ballots	Registered	Percent
0	233	0.00%	1,688	183,631	0.92%

**Cumulative Report — Official**  
**Boulder County, Colorado — 2014 Boulder County General Election — November 04, 2014**

Total Number of Voters : 1,730 of 183,631 = 0.94%

Precincts Reporting 0 of 234 = 0.00%

Party	Candidate	Absentee	Early	Election	Total
-------	-----------	----------	-------	----------	-------

**Attorney General, Vote For 1**

DEM	Don Quick	83 25.08%	0 0.00%	0 0.00%	83 25.08%
REP	Cynthia Coffman	114 34.44%	0 0.00%	0 0.00%	114 34.44%
LBR	David K. Williams	134 40.48%	0 0.00%	0 0.00%	134 40.48%

<b>Cast Votes:</b>	331 19.61%	0 0.00%	0 0.00%	331 19.61%
<b>Over Votes:</b>	33 1.95%	0 0.00%	0 0.00%	33 1.95%
<b>Under Votes:</b>	1,324 78.44%	0 0.00%	0 0.00%	1,324 78.44%

Precincts			Voters		
Counted	Total	Percent	Ballots	Registered	Percent
0	233	0.00%	1,688	183,631	0.92%

**Regent Of The University Of Colorado - Congressional District 2, Vote For 1**

REP	Kim McGahey	60 22.64%	0 0.00%	0 0.00%	60 22.64%
DEM	Linda Shoemaker	99 37.36%	0 0.00%	0 0.00%	99 37.36%
LBR	Daniel Ong	106 40.00%	0 0.00%	0 0.00%	106 40.00%

<b>Cast Votes:</b>	265 19.49%	0 0.00%	0 0.00%	265 19.49%
<b>Over Votes:</b>	26 1.91%	0 0.00%	0 0.00%	26 1.91%
<b>Under Votes:</b>	1,069 78.60%	0 0.00%	0 0.00%	1,069 78.60%

Precincts			Voters		
Counted	Total	Percent	Ballots	Registered	Percent
0	175	0.00%	1,360	134,210	1.01%

**State Senate - District 16, Vote For 1**

DEM	Jeanne Nicholson	15 53.57%	0 0.00%	0 0.00%	15 53.57%
REP	Tim Neville	13 46.43%	0 0.00%	0 0.00%	13 46.43%

<b>Cast Votes:</b>	28 16.47%	0 0.00%	0 0.00%	28 16.47%
<b>Over Votes:</b>	4 2.35%	0 0.00%	0 0.00%	4 2.35%
<b>Under Votes:</b>	138 81.18%	0 0.00%	0 0.00%	138 81.18%

Precincts			Voters		
Counted	Total	Percent	Ballots	Registered	Percent
0	11	0.00%	170	8,109	2.10%

**Cumulative Report — Official**  
**Boulder County, Colorado — 2014 Boulder County General Election — November 04, 2014**

Total Number of Voters : 1,730 of 183,631 = 0.94%

Precincts Reporting 0 of 234 = 0.00%

Party	Candidate	Absentee	Early	Election	Total
-------	-----------	----------	-------	----------	-------

**State Representative - District 10, Vote For 1**

DEM	Dickey Lee Hullinghorst	16 100.00%	0 0.00%	0 0.00%	16 100.00%
<b>Cast Votes:</b>		16 5.35%	0 0.00%	0 0.00%	16 5.35%
<b>Over Votes:</b>		0 0.00%	0 0.00%	0 0.00%	0 0.00%
<b>Under Votes:</b>		283 94.65%	0 0.00%	0 0.00%	283 94.65%

Precincts			Voters		
Counted	Total	Percent	Ballots	Registered	Percent
0	59	0.00%	299	45,473	0.66%

**State Representative - District 11, Vote For 1**

REP	Charlie Plaginos	14 17.28%	0 0.00%	0 0.00%	14 17.28%
DEM	Jonathan Singer	35 43.21%	0 0.00%	0 0.00%	35 43.21%
LBR	Bill Gibson	32 39.51%	0 0.00%	0 0.00%	32 39.51%
<b>Cast Votes:</b>		81 19.57%	0 0.00%	0 0.00%	81 19.57%
<b>Over Votes:</b>		8 1.93%	0 0.00%	0 0.00%	8 1.93%
<b>Under Votes:</b>		325 78.50%	0 0.00%	0 0.00%	325 78.50%

Precincts			Voters		
Counted	Total	Percent	Ballots	Registered	Percent
0	57	0.00%	414	45,430	0.91%

**State Representative - District 12, Vote For 1**

DEM	Mike Foote	40 100.00%	0 0.00%	0 0.00%	40 100.00%
<b>Cast Votes:</b>		40 10.31%	0 0.00%	0 0.00%	40 10.31%
<b>Over Votes:</b>		0 0.00%	0 0.00%	0 0.00%	0 0.00%
<b>Under Votes:</b>		348 89.69%	0 0.00%	0 0.00%	348 89.69%

Precincts			Voters		
Counted	Total	Percent	Ballots	Registered	Percent
0	55	0.00%	388	48,518	0.80%

**Cumulative Report — Official**  
**Boulder County, Colorado — 2014 Boulder County General Election — November 04, 2014**

Total Number of Voters : 1,730 of 183,631 = 0.94%

Precincts Reporting 0 of 234 = 0.00%

Party	Candidate	Absentee	Early	Election	Total
-------	-----------	----------	-------	----------	-------

**State Representative - District 13, Vote For 1**

REP	Michael James Hocevar	17 41.46%	0 0.00%	0 0.00%	17 41.46%
DEM	KC Becker	24 58.54%	0 0.00%	0 0.00%	24 58.54%

**Cast Votes:** 41 11.17%      0 0.00%      0 0.00%      41 11.17%

**Over Votes:** 7 1.91%      0 0.00%      0 0.00%      7 1.91%

**Under Votes:** 319 86.92%      0 0.00%      0 0.00%      319 86.92%

Precincts			Voters		
Counted	Total	Percent	Ballots	Registered	Percent
0	48	0.00%	367	30,998	1.18%

**State Representative - District 33, Vote For 1**

REP	Marijo Tinlin	12 21.05%	0 0.00%	0 0.00%	12 21.05%
DEM	Dianne Primavera	24 42.11%	0 0.00%	0 0.00%	24 42.11%
LBR	Carter Reid	21 36.84%	0 0.00%	0 0.00%	21 36.84%

**Cast Votes:** 57 25.91%      0 0.00%      0 0.00%      57 25.91%

**Over Votes:** 5 2.27%      0 0.00%      0 0.00%      5 2.27%

**Under Votes:** 158 71.82%      0 0.00%      0 0.00%      158 71.82%

Precincts			Voters		
Counted	Total	Percent	Ballots	Registered	Percent
0	14	0.00%	220	13,212	1.67%

**District O Regional Transportation District Director, Vote For 1**

	Elizabeth Adams	68 44.16%	0 0.00%	0 0.00%	68 44.16%
	Chuck Sisk	86 55.84%	0 0.00%	0 0.00%	86 55.84%

**Cast Votes:** 154 13.12%      0 0.00%      0 0.00%      154 13.12%

**Over Votes:** 22 1.87%      0 0.00%      0 0.00%      22 1.87%

**Under Votes:** 998 85.01%      0 0.00%      0 0.00%      998 85.01%

Precincts			Voters		
Counted	Total	Percent	Ballots	Registered	Percent
0	159	0.00%	1,174	119,333	0.98%

Cumulative Report — Official

Boulder County, Colorado — 2014 Boulder County General Election — November 04, 2014

Total Number of Voters : 1,730 of 183,631 = 0.94%

Precincts Reporting 0 of 234 = 0.00%

Party	Candidate	Absentee	Early	Election	Total
-------	-----------	----------	-------	----------	-------

County Commissioner - District 3, Vote For 1

DEM	Cindy Domenico	97 29.66%	0 0.00%	0 0.00%	97 29.66%
LBR	Randy Luallin	102 31.19%	0 0.00%	0 0.00%	102 31.19%
UAF	Kai Abelkis	128 39.14%	0 0.00%	0 0.00%	128 39.14%

<b>Cast Votes:</b>	327 19.37%	0 0.00%	0 0.00%	327 19.37%
<b>Over Votes:</b>	34 2.01%	0 0.00%	0 0.00%	34 2.01%
<b>Under Votes:</b>	1,327 78.61%	0 0.00%	0 0.00%	1,327 78.61%

Precincts			Voters		
Counted	Total	Percent	Ballots	Registered	Percent
0	233	0.00%	1,688	183,631	0.92%

County Clerk & Recorder, Vote For 1

DEM	Hillary Hall	101 43.16%	0 0.00%	0 0.00%	101 43.16%
LBR	Ralph "Ralphy" Shnelvar	133 56.84%	0 0.00%	0 0.00%	133 56.84%

<b>Cast Votes:</b>	234 13.86%	0 0.00%	0 0.00%	234 13.86%
<b>Over Votes:</b>	32 1.90%	0 0.00%	0 0.00%	32 1.90%
<b>Under Votes:</b>	1,422 84.24%	0 0.00%	0 0.00%	1,422 84.24%

Precincts			Voters		
Counted	Total	Percent	Ballots	Registered	Percent
0	233	0.00%	1,688	183,631	0.92%

County Treasurer, Vote For 1

DEM	Paul Weissmann	148 100.00%	0 0.00%	0 0.00%	148 100.00%
-----	----------------	-------------	---------	---------	-------------

<b>Cast Votes:</b>	148 8.77%	0 0.00%	0 0.00%	148 8.77%
<b>Over Votes:</b>	0 0.00%	0 0.00%	0 0.00%	0 0.00%
<b>Under Votes:</b>	1,540 91.23%	0 0.00%	0 0.00%	1,540 91.23%

Precincts			Voters		
Counted	Total	Percent	Ballots	Registered	Percent
0	233	0.00%	1,688	183,631	0.92%



**Cumulative Report — Official**  
**Boulder County, Colorado — 2014 Boulder County General Election — November 04, 2014**

Total Number of Voters : 1,730 of 183,631 = 0.94%

Precincts Reporting 0 of 234 = 0.00%

Party	Candidate	Absentee	Early	Election	Total
-------	-----------	----------	-------	----------	-------

**County Assessor, Vote For 1**

DEM	Jerry M Roberts	150 100.00%	0 0.00%	0 0.00%	150 100.00%
<b>Cast Votes:</b>		150 8.89%	0 0.00%	0 0.00%	150 8.89%
<b>Over Votes:</b>		0 0.00%	0 0.00%	0 0.00%	0 0.00%
<b>Under Votes:</b>		1,538 91.11%	0 0.00%	0 0.00%	1,538 91.11%

Precincts			Voters		
Counted	Total	Percent	Ballots	Registered	Percent
0	233	0.00%	1,688	183,631	0.92%

**County Sheriff, Vote For 1**

DEM	Joseph K. Pelle	141 66.82%	0 0.00%	0 0.00%	141 66.82%
	Toby Fernsler - UAF (W)	70 33.18%	0 0.00%	0 0.00%	70 33.18%
<b>Cast Votes:</b>		211 12.50%	0 0.00%	0 0.00%	211 12.50%
<b>Over Votes:</b>		31 1.84%	0 0.00%	0 0.00%	31 1.84%
<b>Under Votes:</b>		1,446 85.66%	0 0.00%	0 0.00%	1,446 85.66%

Precincts			Voters		
Counted	Total	Percent	Ballots	Registered	Percent
0	233	0.00%	1,688	183,631	0.92%

*CC*  
*32*  
*1445*  
*\*Over resolved as under in Resolution. CTD*

**County Surveyor, Vote For 1**

DEM	Lee Stadele	147 100.00%	0 0.00%	0 0.00%	147 100.00%
<b>Cast Votes:</b>		147 8.71%	0 0.00%	0 0.00%	147 8.71%
<b>Over Votes:</b>		0 0.00%	0 0.00%	0 0.00%	0 0.00%
<b>Under Votes:</b>		1,541 91.29%	0 0.00%	0 0.00%	1,541 91.29%

Precincts			Voters		
Counted	Total	Percent	Ballots	Registered	Percent
0	233	0.00%	1,688	183,631	0.92%

**County Coroner, Vote For 1**

DEM	Emma R. Hall	152 100.00%	0 0.00%	0 0.00%	152 100.00%
<b>Cast Votes:</b>		152 9.00%	0 0.00%	0 0.00%	152 9.00%
<b>Over Votes:</b>		0 0.00%	0 0.00%	0 0.00%	0 0.00%
<b>Under Votes:</b>		1,536 91.00%	0 0.00%	0 0.00%	1,536 91.00%

Precincts			Voters		
Counted	Total	Percent	Ballots	Registered	Percent
0	233	0.00%	1,688	183,631	0.92%

**Cumulative Report — Official**  
**Boulder County, Colorado — 2014 Boulder County General Election — November 04, 2014**

Total Number of Voters : 1,730 of 183,631 = 0.94%

Precincts Reporting 0 of 234 = 0.00%

Party	Candidate	Absentee	Early	Election	Total
-------	-----------	----------	-------	----------	-------

**City of Louisville City Council Person Ward I, Vote For 1**

Chris Leh	3	17.65%	0	0.00%	0	0.00%	3	17.65%
Cory Nickerson	7	41.18%	0	0.00%	0	0.00%	7	41.18%
Susan Honstein	7	41.18%	0	0.00%	0	0.00%	7	41.18%

<b>Cast Votes:</b>	17	34.69%	0	0.00%	0	0.00%	17	34.69%
<b>Over Votes:</b>	1	2.04%	0	0.00%	0	0.00%	1	2.04%
<b>Under Votes:</b>	31	63.27%	0	0.00%	0	0.00%	31	63.27%

Precincts			Voters		
Counted	Total	Percent	Ballots	Registered	Percent
0	7	0.00%	49	4,980	0.98%

**Town of Superior - Mayor, Vote For 1**

Clint Folsom	10	62.50%	0	0.00%	0	0.00%	10	62.50%
Gladys M. Forshee	6	37.50%	0	0.00%	0	0.00%	6	37.50%

<b>Cast Votes:</b>	16	31.37%	0	0.00%	0	0.00%	16	31.37%
<b>Over Votes:</b>	1	1.96%	0	0.00%	0	0.00%	1	1.96%
<b>Under Votes:</b>	34	66.67%	0	0.00%	0	0.00%	34	66.67%

Precincts			Voters		
Counted	Total	Percent	Ballots	Registered	Percent
0	8	0.00%	51	6,816	0.75%

**Town of Superior - Trustee, Vote For 3**

Sandy Pennington	18	18.37%	0	0.00%	0	0.00%	18	18.37%
Rita Dozal	15	15.31%	0	0.00%	0	0.00%	15	15.31%
Anthony Stewart	21	21.43%	0	0.00%	0	0.00%	21	21.43%
Colleen Callin	19	19.39%	0	0.00%	0	0.00%	19	19.39%
Chris Hanson	25	25.51%	0	0.00%	0	0.00%	25	25.51%

<b>Cast Votes:</b>	98	64.05%	0	0.00%	0	0.00%	98	64.05%
<b>Over Votes:</b>	2	3.92%	0	0.00%	0	0.00%	2	3.92%
<b>Under Votes:</b>	49	32.03%	0	0.00%	0	0.00%	49	32.03%

Precincts			Voters		
Counted	Total	Percent	Ballots	Registered	Percent
0	8	0.00%	51	6,816	0.75%



Cumulative Report — Official

Boulder County, Colorado — 2014 Boulder County General Election — November 04, 2014

Total Number of Voters : 1,730 of 183,631 = 0.94%

Precincts Reporting 0 of 234 = 0.00%

Party	Candidate	Absentee	Early	Election	Total
-------	-----------	----------	-------	----------	-------

Justice Of The Colorado Supreme Court - Brian D. Boatright, Vote For 1

YES	112	48.07%	0	0.00%	0	0.00%	112	48.07%
NO	121	51.93%	0	0.00%	0	0.00%	121	51.93%

Cast Votes: 233 13.80% 0 0.00% 0 0.00% 233 13.80%

Over Votes: 32 1.90% 0 0.00% 0 0.00% 32 1.90%

Under Votes: 1,423 84.30% 0 0.00% 0 0.00% 1,423 84.30%

Precincts			Voters		
Counted	Total	Percent	Ballots	Registered	Percent
0	233	0.00%	1,688	183,631	0.92%

Justice Of The Colorado Supreme Court - Monica M. Marquez, Vote For 1

YES	111	47.84%	0	0.00%	0	0.00%	111	47.84%
NO	121	52.16%	0	0.00%	0	0.00%	121	52.16%

Cast Votes: 232 13.74% 0 0.00% 0 0.00% 232 13.74%

Over Votes: 32 1.90% 0 0.00% 0 0.00% 32 1.90%

Under Votes: 1,424 84.36% 0 0.00% 0 0.00% 1,424 84.36%

Precincts			Voters		
Counted	Total	Percent	Ballots	Registered	Percent
0	233	0.00%	1,688	183,631	0.92%

Court Of Appeals - Terry Fox, Vote For 1

YES	106	45.89%	0	0.00%	0	0.00%	106	45.89%
NO	125	54.11%	0	0.00%	0	0.00%	125	54.11%

Cast Votes: 231 13.68% 0 0.00% 0 0.00% 231 13.68%

Over Votes: 32 1.90% 0 0.00% 0 0.00% 32 1.90%

Under Votes: 1,425 84.42% 0 0.00% 0 0.00% 1,425 84.42%

Precincts			Voters		
Counted	Total	Percent	Ballots	Registered	Percent
0	233	0.00%	1,688	183,631	0.92%

**Cumulative Report — Official**  
**Boulder County, Colorado — 2014 Boulder County General Election — November 04, 2014**

Total Number of Voters : 1,730 of 183,631 = 0.94%

Precincts Reporting 0 of 234 = 0.00%

Party	Candidate	Absentee	Early	Election	Total
-------	-----------	----------	-------	----------	-------

**Court Of Appeals - Alan M. Loeb, Vote For 1**

YES	108	46.35%	0	0.00%	0	0.00%	108	46.35%
NO	125	53.65%	0	0.00%	0	0.00%	125	53.65%

<b>Cast Votes:</b>	233	13.80%	0	0.00%	0	0.00%	233	13.80%
<b>Over Votes:</b>	32	1.90%	0	0.00%	0	0.00%	32	1.90%
<b>Under Votes:</b>	1,423	84.30%	0	0.00%	0	0.00%	1,423	84.30%

Precincts			Voters		
Counted	Total	Percent	Ballots	Registered	Percent
0	233	0.00%	1,688	183,631	0.92%

**District Judge - 20th Judicial District - Ingrid S. Bakke, Vote For 1**

YES	117	50.43%	0	0.00%	0	0.00%	117	50.43%
NO	115	49.57%	0	0.00%	0	0.00%	115	49.57%

<b>Cast Votes:</b>	232	13.74%	0	0.00%	0	0.00%	232	13.74%
<b>Over Votes:</b>	32	1.90%	0	0.00%	0	0.00%	32	1.90%
<b>Under Votes:</b>	1,424	84.36%	0	0.00%	0	0.00%	1,424	84.36%

Precincts			Voters		
Counted	Total	Percent	Ballots	Registered	Percent
0	233	0.00%	1,688	183,631	0.92%

**District Judge - 20th Judicial District - Maria E. Berkenkotter, Vote For 1**

YES	118	50.64%	0	0.00%	0	0.00%	118	50.64%
NO	115	49.36%	0	0.00%	0	0.00%	115	49.36%

<b>Cast Votes:</b>	233	13.80%	0	0.00%	0	0.00%	233	13.80%
<b>Over Votes:</b>	32	1.90%	0	0.00%	0	0.00%	32	1.90%
<b>Under Votes:</b>	1,423	84.30%	0	0.00%	0	0.00%	1,423	84.30%

Precincts			Voters		
Counted	Total	Percent	Ballots	Registered	Percent
0	233	0.00%	1,688	183,631	0.92%

Cumulative Report — Official

Boulder County, Colorado — 2014 Boulder County General Election — November 04, 2014

Total Number of Voters : 1,730 of 183,631 = 0.94%

Precincts Reporting 0 of 234 = 0.00%

Party	Candidate	Absentee	Early	Election	Total
-------	-----------	----------	-------	----------	-------

District Judge - 20th Judicial District - Patrick Butler, Vote For 1

YES	111	47.84%	0	0.00%	0	0.00%	111	47.84%
NO	121	52.16%	0	0.00%	0	0.00%	121	52.16%

Cast Votes: 232 13.74% 0 0.00% 0 0.00% 232 13.74%

Over Votes: 32 1.90% 0 0.00% 0 0.00% 32 1.90%

Under Votes: 1,424 84.36% 0 0.00% 0 0.00% 1,424 84.36%

Precincts			Voters		
Counted	Total	Percent	Ballots	Registered	Percent
0	233	0.00%	1,688	183,631	0.92%

District Judge - 20th Judicial District - Judith L. LaBuda, Vote For 1

YES	107	46.12%	0	0.00%	0	0.00%	107	46.12%
NO	125	53.88%	0	0.00%	0	0.00%	125	53.88%

Cast Votes: 232 13.74% 0 0.00% 0 0.00% 232 13.74%

Over Votes: 32 1.90% 0 0.00% 0 0.00% 32 1.90%

Under Votes: 1,424 84.36% 0 0.00% 0 0.00% 1,424 84.36%

Precincts			Voters		
Counted	Total	Percent	Ballots	Registered	Percent
0	233	0.00%	1,688	183,631	0.92%

District Judge - 20th Judicial District - Andrew Ross Macdonald, Vote For 1

YES	112	48.70%	0	0.00%	0	0.00%	112	48.70%
NO	118	51.30%	0	0.00%	0	0.00%	118	51.30%

Cast Votes: 230 13.63% 0 0.00% 0 0.00% 230 13.63%

Over Votes: 34 2.01% 0 0.00% 0 0.00% 34 2.01%

Under Votes: 1,424 84.36% 0 0.00% 0 0.00% 1,424 84.36%

Precincts			Voters		
Counted	Total	Percent	Ballots	Registered	Percent
0	233	0.00%	1,688	183,631	0.92%

**Cumulative Report — Official**  
**Boulder County, Colorado — 2014 Boulder County General Election — November 04, 2014**

Total Number of Voters : 1,730 of 183,631 = 0.94%

Precincts Reporting 0 of 234 = 0.00%

Party	Candidate	Absentee	Early	Election	Total
-------	-----------	----------	-------	----------	-------

**County Judge, Boulder - David Archuleta, Vote For 1**

YES	117	50.43%	0	0.00%	0	0.00%	117	50.43%
NO	115	49.57%	0	0.00%	0	0.00%	115	49.57%
<b>Cast Votes:</b>	<b>232</b>	<b>13.74%</b>	<b>0</b>	<b>0.00%</b>	<b>0</b>	<b>0.00%</b>	<b>232</b>	<b>13.74%</b>
<b>Over Votes:</b>	<b>33</b>	<b>1.95%</b>	<b>0</b>	<b>0.00%</b>	<b>0</b>	<b>0.00%</b>	<b>33</b>	<b>1.95%</b>
<b>Under Votes:</b>	<b>1,423</b>	<b>84.30%</b>	<b>0</b>	<b>0.00%</b>	<b>0</b>	<b>0.00%</b>	<b>1,423</b>	<b>84.30%</b>

Precincts			Voters		
Counted	Total	Percent	Ballots	Registered	Percent
0	233	0.00%	1,688	183,631	0.92%

**County Judge, Boulder - Noel E. Blum, Vote For 1**

YES	102	44.54%	0	0.00%	0	0.00%	102	44.54%
NO	127	55.46%	0	0.00%	0	0.00%	127	55.46%
<b>Cast Votes:</b>	<b>229</b>	<b>13.57%</b>	<b>0</b>	<b>0.00%</b>	<b>0</b>	<b>0.00%</b>	<b>229</b>	<b>13.57%</b>
<b>Over Votes:</b>	<b>33</b>	<b>1.95%</b>	<b>0</b>	<b>0.00%</b>	<b>0</b>	<b>0.00%</b>	<b>33</b>	<b>1.95%</b>
<b>Under Votes:</b>	<b>1,426</b>	<b>84.48%</b>	<b>0</b>	<b>0.00%</b>	<b>0</b>	<b>0.00%</b>	<b>1,426</b>	<b>84.48%</b>

Precincts			Voters		
Counted	Total	Percent	Ballots	Registered	Percent
0	233	0.00%	1,688	183,631	0.92%

**County Judge, Boulder - Karolyn Moore, Vote For 1**

YES	105	45.85%	0	0.00%	0	0.00%	105	45.85%
NO	124	54.15%	0	0.00%	0	0.00%	124	54.15%
<b>Cast Votes:</b>	<b>229</b>	<b>13.57%</b>	<b>0</b>	<b>0.00%</b>	<b>0</b>	<b>0.00%</b>	<b>229</b>	<b>13.57%</b>
<b>Over Votes:</b>	<b>32</b>	<b>1.90%</b>	<b>0</b>	<b>0.00%</b>	<b>0</b>	<b>0.00%</b>	<b>32</b>	<b>1.90%</b>
<b>Under Votes:</b>	<b>1,427</b>	<b>84.54%</b>	<b>0</b>	<b>0.00%</b>	<b>0</b>	<b>0.00%</b>	<b>1,427</b>	<b>84.54%</b>

Precincts			Voters		
Counted	Total	Percent	Ballots	Registered	Percent
0	233	0.00%	1,688	183,631	0.92%

Cumulative Report — Official

Boulder County, Colorado — 2014 Boulder County General Election — November 04, 2014

Total Number of Voters : 1,730 of 183,631 = 0.94%

Precincts Reporting 0 of 234 = 0.00%

Party	Candidate	Absentee	Early	Election	Total
-------	-----------	----------	-------	----------	-------

County Judge, Boulder - Norma A. Sierra, Vote For 1

YES	94	41.41%	0	0.00%	0	0.00%	94	41.41%
NO	133	58.59%	0	0.00%	0	0.00%	133	58.59%

<b>Cast Votes:</b>	227	13.45%	0	0.00%	0	0.00%	227	13.45%
<b>Over Votes:</b>	33	1.95%	0	0.00%	0	0.00%	33	1.95%
<b>Under Votes:</b>	1,428	84.60%	0	0.00%	0	0.00%	1,428	84.60%

Precincts			Voters		
Counted	Total	Percent	Ballots	Registered	Percent
0	233	0.00%	1,688	183,631	0.92%

Amendment 67 (CONSTITUTIONAL), Vote For 1

YES/FOR	102	43.97%	0	0.00%	0	0.00%	102	43.97%
NO/AGAINST	130	56.03%	0	0.00%	0	0.00%	130	56.03%

<b>Cast Votes:</b>	232	13.74%	0	0.00%	0	0.00%	232	13.74%
<b>Over Votes:</b>	32	1.90%	0	0.00%	0	0.00%	32	1.90%
<b>Under Votes:</b>	1,424	84.36%	0	0.00%	0	0.00%	1,424	84.36%

Precincts			Voters		
Counted	Total	Percent	Ballots	Registered	Percent
0	233	0.00%	1,688	183,631	0.92%

Amendment 68 (CONSTITUTIONAL), Vote For 1

YES/FOR	103	44.21%	0	0.00%	0	0.00%	103	44.21%
NO/AGAINST	130	55.79%	0	0.00%	0	0.00%	130	55.79%

<b>Cast Votes:</b>	233	13.80%	0	0.00%	0	0.00%	233	13.80%
<b>Over Votes:</b>	32	1.90%	0	0.00%	0	0.00%	32	1.90%
<b>Under Votes:</b>	1,423	84.30%	0	0.00%	0	0.00%	1,423	84.30%

Precincts			Voters		
Counted	Total	Percent	Ballots	Registered	Percent
0	233	0.00%	1,688	183,631	0.92%

**Cumulative Report — Official**  
**Boulder County, Colorado — 2014 Boulder County General Election — November 04, 2014**

Total Number of Voters : 1,730 of 183,631 = 0.94%

Precincts Reporting 0 of 234 = 0.00%

Party	Candidate	Absentee	Early	Election	Total
-------	-----------	----------	-------	----------	-------

**Proposition 104 (STATUTORY), Vote For 1**

YES/FOR	109	47.19%	0	0.00%	0	0.00%	109	47.19%
NO/AGAINST	122	52.81%	0	0.00%	0	0.00%	122	52.81%

<b>Cast Votes:</b>	231	13.68%	0	0.00%	0	0.00%	231	13.68%
<b>Over Votes:</b>	33	1.95%	0	0.00%	0	0.00%	33	1.95%
<b>Under Votes:</b>	1,424	84.36%	0	0.00%	0	0.00%	1,424	84.36%

Precincts			Voters		
Counted	Total	Percent	Ballots	Registered	Percent
0	233	0.00%	1,688	183,631	0.92%

**Proposition 105 (STATUTORY), Vote For 1**

YES/FOR	108	46.75%	0	0.00%	0	0.00%	108	46.75%
NO/AGAINST	123	53.25%	0	0.00%	0	0.00%	123	53.25%

<b>Cast Votes:</b>	231	13.68%	0	0.00%	0	0.00%	231	13.68%
<b>Over Votes:</b>	34	2.01%	0	0.00%	0	0.00%	34	2.01%
<b>Under Votes:</b>	1,423	84.30%	0	0.00%	0	0.00%	1,423	84.30%

Precincts			Voters		
Counted	Total	Percent	Ballots	Registered	Percent
0	233	0.00%	1,688	183,631	0.92%

**BOULDER COUNTY BALLOT ISSUE 1A, Vote For 1**

YES	106	45.89%	0	0.00%	0	0.00%	106	45.89%
NO	125	54.11%	0	0.00%	0	0.00%	125	54.11%

<b>Cast Votes:</b>	231	13.68%	0	0.00%	0	0.00%	231	13.68%
<b>Over Votes:</b>	33	1.95%	0	0.00%	0	0.00%	33	1.95%
<b>Under Votes:</b>	1,424	84.36%	0	0.00%	0	0.00%	1,424	84.36%

Precincts			Voters		
Counted	Total	Percent	Ballots	Registered	Percent
0	233	0.00%	1,688	183,631	0.92%

Cumulative Report — Official

Boulder County, Colorado — 2014 Boulder County General Election — November 04, 2014

Total Number of Voters : 1,730 of 183,631 = 0.94%

Precincts Reporting 0 of 234 = 0.00%

Party	Candidate	Absentee	Early	Election	Total
-------	-----------	----------	-------	----------	-------

**Boulder County Ballot Issue 1B, Vote For 1**

YES		108	46.75%	0	0.00%	0	0.00%	108	46.75%
NO		123	53.25%	0	0.00%	0	0.00%	123	53.25%
<b>Cast Votes:</b>		231	13.68%	0	0.00%	0	0.00%	231	13.68%
<b>Over Votes:</b>		32	1.90%	0	0.00%	0	0.00%	32	1.90%
<b>Under Votes:</b>		1,425	84.42%	0	0.00%	0	0.00%	1,425	84.42%

Precincts			Voters		
Counted	Total	Percent	Ballots	Registered	Percent
0	233	0.00%	1,688	183,631	0.92%

**City of Boulder Ballot Issue No. 2A, Vote For 1**

FOR THE ISSUE		13	46.43%	0	0.00%	0	0.00%	13	46.43%
AGAINST THE ISSUE		15	53.57%	0	0.00%	0	0.00%	15	53.57%
<b>Cast Votes:</b>		28	8.26%	0	0.00%	0	0.00%	28	8.26%
<b>Over Votes:</b>		4	1.18%	0	0.00%	0	0.00%	4	1.18%
<b>Under Votes:</b>		307	90.56%	0	0.00%	0	0.00%	307	90.56%

Precincts			Voters		
Counted	Total	Percent	Ballots	Registered	Percent
0	88	0.00%	339	58,885	0.58%

**City of Boulder Ballot Question No. 2B, Vote For 1**

For the Measure		14	50.00%	0	0.00%	0	0.00%	14	50.00%
Against the Measure		14	50.00%	0	0.00%	0	0.00%	14	50.00%
<b>Cast Votes:</b>		28	8.26%	0	0.00%	0	0.00%	28	8.26%
<b>Over Votes:</b>		4	1.18%	0	0.00%	0	0.00%	4	1.18%
<b>Under Votes:</b>		307	90.56%	0	0.00%	0	0.00%	307	90.56%

Precincts			Voters		
Counted	Total	Percent	Ballots	Registered	Percent
0	88	0.00%	339	58,885	0.58%



Cumulative Report — Official

Boulder County, Colorado — 2014 Boulder County General Election — November 04, 2014

Total Number of Voters : 1,730 of 183,631 = 0.94%

Precincts Reporting 0 of 234 = 0.00%

Party	Candidate	Absentee	Early	Election	Total
-------	-----------	----------	-------	----------	-------

City of Boulder Ballot Question No. 2C, Vote For 1

For the Measure	13	46.43%	0	0.00%	0	0.00%	13	46.43%
Against the Measure	15	53.57%	0	0.00%	0	0.00%	15	53.57%

<b>Cast Votes:</b>	28	8.26%	0	0.00%	0	0.00%	28	8.26%
<b>Over Votes:</b>	4	1.18%	0	0.00%	0	0.00%	4	1.18%
<b>Under Votes:</b>	307	90.56%	0	0.00%	0	0.00%	307	90.56%

Precincts			Voters		
Counted	Total	Percent	Ballots	Registered	Percent
0	88	0.00%	339	58,885	0.58%

CITY OF LAFAYETTE BALLOT ISSUE NO. 2A, Vote For 1

YES	13	76.47%	0	0.00%	0	0.00%	13	76.47%
NO	4	23.53%	0	0.00%	0	0.00%	4	23.53%

<b>Cast Votes:</b>	17	30.91%	0	0.00%	0	0.00%	17	30.91%
<b>Over Votes:</b>	1	1.82%	0	0.00%	0	0.00%	1	1.82%
<b>Under Votes:</b>	37	67.27%	0	0.00%	0	0.00%	37	67.27%

Precincts			Voters		
Counted	Total	Percent	Ballots	Registered	Percent
0	17	0.00%	55	15,809	0.35%

CITY OF LAFAYETTE BALLOT ISSUE NO. 2B, Vote For 1

YES	9	52.94%	0	0.00%	0	0.00%	9	52.94%
NO	8	47.06%	0	0.00%	0	0.00%	8	47.06%

<b>Cast Votes:</b>	17	30.91%	0	0.00%	0	0.00%	17	30.91%
<b>Over Votes:</b>	1	1.82%	0	0.00%	0	0.00%	1	1.82%
<b>Under Votes:</b>	37	67.27%	0	0.00%	0	0.00%	37	67.27%

Precincts			Voters		
Counted	Total	Percent	Ballots	Registered	Percent
0	17	0.00%	55	15,809	0.35%



Cumulative Report — Official

Boulder County, Colorado — 2014 Boulder County General Election — November 04, 2014

Total Number of Voters : 1,730 of 183,631 = 0.94%

Precincts Reporting 0 of 234 = 0.00%

Party	Candidate	Absentee	Early	Election	Total
-------	-----------	----------	-------	----------	-------

CITY OF LAFAYETTE BALLOT ISSUE NO. 2C, Vote For 1

YES		11	64.71%	0	0.00%	0	0.00%	11	64.71%
NO		6	35.29%	0	0.00%	0	0.00%	6	35.29%

<b>Cast Votes:</b>		17	30.91%	0	0.00%	0	0.00%	17	30.91%
<b>Over Votes:</b>		1	1.82%	0	0.00%	0	0.00%	1	1.82%
<b>Under Votes:</b>		37	67.27%	0	0.00%	0	0.00%	37	67.27%

Precincts			Voters		
Counted	Total	Percent	Ballots	Registered	Percent
0	17	0.00%	55	15,809	0.35%

CITY OF LAFAYETTE BALLOT ISSUE NO. 2D, Vote For 1

YES		10	58.82%	0	0.00%	0	0.00%	10	58.82%
NO		7	41.18%	0	0.00%	0	0.00%	7	41.18%

<b>Cast Votes:</b>		17	30.91%	0	0.00%	0	0.00%	17	30.91%
<b>Over Votes:</b>		1	1.82%	0	0.00%	0	0.00%	1	1.82%
<b>Under Votes:</b>		37	67.27%	0	0.00%	0	0.00%	37	67.27%

Precincts			Voters		
Counted	Total	Percent	Ballots	Registered	Percent
0	17	0.00%	55	15,809	0.35%

CITY OF LONGMONT BALLOT ISSUE 2A, Vote For 1

YES		14	48.28%	0	0.00%	0	0.00%	14	48.28%
NO		15	51.72%	0	0.00%	0	0.00%	15	51.72%

<b>Cast Votes:</b>		29	14.80%	0	0.00%	0	0.00%	29	14.80%
<b>Over Votes:</b>		3	1.53%	0	0.00%	0	0.00%	3	1.53%
<b>Under Votes:</b>		164	83.67%	0	0.00%	0	0.00%	164	83.67%

Precincts			Voters		
Counted	Total	Percent	Ballots	Registered	Percent
0	55	0.00%	196	47,692	0.41%

Cumulative Report — Official

Boulder County, Colorado — 2014 Boulder County General Election — November 04, 2014

Total Number of Voters : 1,730 of 183,631 = 0.94%

Precincts Reporting 0 of 234 = 0.00%

Party	Candidate	Absentee	Early	Election	Total
-------	-----------	----------	-------	----------	-------

TOWN OF LYONS BALLOT ISSUE 2A, Vote For 1

YES	6	42.86%	0	0.00%	0	0.00%	6	42.86%
NO	8	57.14%	0	0.00%	0	0.00%	8	57.14%

Cast Votes: 14 28.57% 0 0.00% 0 0.00% 14 28.57%

Over Votes: 1 2.04% 0 0.00% 0 0.00% 1 2.04%

Under Votes: 34 69.39% 0 0.00% 0 0.00% 34 69.39%

Precincts			Voters		
Counted	Total	Percent	Ballots	Registered	Percent
0	2	0.00%	49	1,436	3.41%

BOULDER VALLEY SCHOOL DISTRICT RE-2 BALLOT ISSUE 3A:, Vote For 1

YES	67	48.20%	0	0.00%	0	0.00%	67	48.20%
NO	72	51.80%	0	0.00%	0	0.00%	72	51.80%

Cast Votes: 139 13.69% 0 0.00% 0 0.00% 139 13.69%

Over Votes: 18 1.77% 0 0.00% 0 0.00% 18 1.77%

Under Votes: 858 84.53% 0 0.00% 0 0.00% 858 84.53%

Precincts			Voters		
Counted	Total	Percent	Ballots	Registered	Percent
0	159	0.00%	1,015	119,327	0.85%

NORTH METRO FIRE RESCUE DISTRICT BALLOT ISSUE 4A, Vote For 1

YES	16	61.54%	0	0.00%	0	0.00%	16	61.54%
NO	10	38.46%	0	0.00%	0	0.00%	10	38.46%

Cast Votes: 26 37.14% 0 0.00% 0 0.00% 26 37.14%

Over Votes: 5 7.14% 0 0.00% 0 0.00% 5 7.14%

Under Votes: 39 55.71% 0 0.00% 0 0.00% 39 55.71%

Precincts			Voters		
Counted	Total	Percent	Ballots	Registered	Percent
0	2	0.00%	70	117	59.83%

Cumulative Report — Official

Boulder County, Colorado — 2014 Boulder County General Election — November 04, 2014

Total Number of Voters : 1,730 of 183,631 = 0.94%

Precincts Reporting 0 of 234 = 0.00%

Party	Candidate	Absentee	Early	Election	Total
-------	-----------	----------	-------	----------	-------

COAL CREEK CANYON FIRE PROTECTION DISTRICT BALLOT ISSUE 4B:, Vote For 1

YES	9	40.91%	0	0.00%	0	0.00%	9	40.91%
NO	13	59.09%	0	0.00%	0	0.00%	13	59.09%

<b>Cast Votes:</b>	22	21.36%	0	0.00%	0	0.00%	22	21.36%
<b>Over Votes:</b>	6	5.83%	0	0.00%	0	0.00%	6	5.83%
<b>Under Votes:</b>	75	72.82%	0	0.00%	0	0.00%	75	72.82%

Precincts			Voters		
Counted	Total	Percent	Ballots	Registered	Percent
0	4	0.00%	103	611	16.86%

LYONS REGIONAL LIBRARY DISTRICT BALLOT ISSUE 4C:, Vote For 1

FOR	9	50.00%	0	0.00%	0	0.00%	9	50.00%
AGAINST	9	50.00%	0	0.00%	0	0.00%	9	50.00%

<b>Cast Votes:</b>	18	20.00%	0	0.00%	0	0.00%	18	20.00%
<b>Over Votes:</b>	2	2.22%	0	0.00%	0	0.00%	2	2.22%
<b>Under Votes:</b>	70	77.78%	0	0.00%	0	0.00%	70	77.78%

Precincts			Voters		
Counted	Total	Percent	Ballots	Registered	Percent
0	3	0.00%	90	2,144	4.20%

SUNSHINE FIRE PROTECTION DISTRICT BALLOT ISSUE 5A, Vote For 1

YES	15	55.56%	0	0.00%	0	0.00%	15	55.56%
NO	12	44.44%	0	0.00%	0	0.00%	12	44.44%

<b>Cast Votes:</b>	27	38.03%	0	0.00%	0	0.00%	27	38.03%
<b>Over Votes:</b>	5	7.04%	0	0.00%	0	0.00%	5	7.04%
<b>Under Votes:</b>	39	54.93%	0	0.00%	0	0.00%	39	54.93%

Precincts			Voters		
Counted	Total	Percent	Ballots	Registered	Percent
0	2	0.00%	71	227	31.28%

[Redacted] P/10


[Redacted] 10/10/14

[Redacted]

cc 10/09  
15 10/09

*Bo Shaffer*  
*Don Bank* *BS*

Paper	Combined Cumulative Results		
	MVW Total	Machine Total	DIFF
<b>Contests</b>			
<b>United States Senator</b>			
Mark Udall	76	76	0
Cory Gardner	92	92	0
Gaylon Kent	118	118	0
Raúl Acosta	146	146	0
Bill Hammons	170	170	0
Steve Shogan	200	200	0
Willoughby - UAF	224	224	0
Kathleen Rosewater Cunningham - REP	255	255	0
Overvote	33	33	0
Undervote	374	374	0
<b>Representative To The 114th United States Congress - District 2</b>			
Jared Polis	92	92	0
George Leing	96	96	0
Overvote	26	26	0
Undervote	1146	1146	0
<b>Representative To The 114th United States Congress - District 4</b>			
Vic Meyers	13	13	0
Ken Buck	19	19	0
Jess Loban	27	27	0
Grant Doherty	29	29	0
Overvote	6	6	0
Undervote	234	234	0
<b>Governor/Lieutenant Governor</b>			
Bob Beauprez / Jill Repella	65	65	0
John Hickenlooper / Joe Garcia	108	108	0
Harry Hempy / Scott Olson	113	113	0
Matthew Hess / Brandon Young	144	144	0
Mike Dunafon / Robin J. Roberts	174	174	0
Paul Noel Fiorino / Charles George Whitley	202	202	0
Marcus Giavanni / Joshua Yballa - UAF / REP	226	226	0
Overvote	32	32	0
Undervote	624	624	0
<b>Secretary Of State</b>			
Joe Neguse	81	81	0
Wayne W. Williams	98	98	0
Amanda Campbell	128	128	0
Dave Schambach	152	152	0
Overvote	32	32	0
Undervote	1197	1197	0

Bo Shaffer 

Paper	Combined Cumulative Results		
	MVW Total	Machine Total	DIFF
<b>Contests</b>			
<b>State Treasurer</b>			
Walker Stapleton	81	81	0
Betsy Markey	119	119	0
David Jurist	126	126	0
Overvote	32	32	0
Undervote	1330	1330	0
<b>Attorney General</b>			
Don Quick	83	83	0
Cynthia Coffman	114	114	0
David K. Williams	134	134	0
Overvote	33	33	0
Undervote	1324	1324	0
<b>Regent Of The University Of Colorado - Congressional District 2</b>			
Kim McGahey	60	60	0
Linda Shoemaker	99	99	0
Daniel Ong	106	106	0
Overvote	26	26	0
Undervote	1069	1069	0
<b>State Senate - District 16</b>			
Jeanne Nicholson	15	15	0
Tim Neville	13	13	0
Overvote	4	4	0
Undervote	138	138	0
<b>State Representative - District 10</b>			
Dickey Lee Hulinghorst	16	16	0
Overvote	0	0	0
Undervote	283	283	0
<b>State Representative - District 11</b>			
Charlie Plaginos	14	14	0
Jonathan Singer	35	35	0
Bill Gibson	32	32	0
Overvote	8	8	0
Undervote	325	325	0
<b>State Representative - District 12</b>			
Mike Foote	40	40	0
Overvote	0	0	0
Undervote	348	348	0
<b>State Representative - District 13</b>			
Michael James Hocesvar	17	17	0
KC Becker	24	24	0
Overvote	7	7	0
Undervote	319	319	0



Paper	Combined Cumulative Results		
	MVW Total	Machine Total	DIFF
<b>Contests</b>			
<b>State Representative - District 33</b>			
Marijo Tinlin	12	12	0
Dianne Primavera	24	24	0
Carter Reid	21	21	0
Overvote	5	5	0
Undervote	158	158	0
<b>District O Regional Transportation District Director</b>			
Elizabeth Adams	68	68	0
Chuck Sisk	86	86	0
Overvote	22	22	0
Undervote	998	998	0
<b>County Commissioner - District 3</b>			
Cindy Domenico	97	97	0
Randy Luallin	102	102	0
Kai Abelkis	128	128	0
Overvote	34	34	0
Undervote	1327	1327	0
<b>County Clerk &amp; Recorder</b>			
Hillary Hall	101	101	0
Ralph "Ralphy" Shnelvar	133	133	0
Overvote	32	32	0
Undervote	1422	1422	0
<b>County Treasurer</b>			
Paul Weissmann	148	148	0
Overvote	0	0	0
Undervote	1540	1540	0
<b>County Assessor</b>			
Jerry M Roberts	150	150	0
Overvote	0	0	0
Undervote	1538	1538	0
<b>County Sheriff</b>			
Joseph K. Pelle	141	141	0
Toby Fernsler - UAF	70	70	0
Overvote	32	31	1
Undervote	1445	1446	-1
<b>County Surveyor</b>			
Lee Stadele	147	147	0
Overvote	0	0	0
Undervote	1541	1541	0
<b>County Coroner</b>			
Emma R. Hall	152	152	0
Overvote	0	0	0
Undervote	1536	1536	0

\* ~~Resolution~~ Resolution error in Ballot Now.  
 User resolved contest as Undervote instead of overvote.



Paper	Combined Cumulative Results		
	MVW Total	Machine Total	DIFF
<b>Contests</b>			
<b>City of Louisville City Council Person Ward I</b>			
Chris Leh	3	3	0
Cory Nickerson	7	7	0
Susan Honstein	7	7	0
Overvote	1	1	0
Undervote	31	31	0
<b>Town of Superior - Mayor</b>			
Clint Folsom	10	10	0
Gladys M. Forshee	6	6	0
Overvote	1	1	0
Undervote	34	34	0
<b>Town of Superior - Trustee (Vote for Three)</b>			
Sandy Pennington	18	18	0
Rita Dozal	15	15	0
Anthony Stewart	21	21	0
Colleen Callin	19	19	0
Chris Hanson	25	25	0
Overvote	2	2	0
Undervote	49	49	0
<b>Justice Of The Colorado Supreme Court - Brian D. Boatright</b>			
YES	112	112	0
NO	121	121	0
Overvote	32	32	0
Undervote	1423	1423	0
<b>Justice Of The Colorado Supreme Court - Monica M. Marquez</b>			
YES	111	111	0
NO	121	121	0
Overvote	32	32	0
Undervote	1424	1424	0
<b>Court Of Appeals - Terry Fox</b>			
YES	106	106	0
NO	125	125	0
Overvote	32	32	0
Undervote	1425	1425	0
<b>Court Of Appeals - Alan M. Loeb</b>			
YES	108	108	0
NO	125	125	0
Overvote	32	32	0
Undervote	1423	1423	0
<b>District Judge - 20th Judicial District - Ingrid S. Bakke</b>			
YES	117	117	0
NO	115	115	0
Overvote	32	32	0
Undervote	1424	1424	0

*BS*  
*RF*

Paper	Combined Cumulative Results		
	MVW Total	Machine Total	DIFF
<b>Contests</b>			
<b>District Judge - 20th Judicial District - Maria E. Berkenkotter</b>			
YES	118	118	0
NO	115	115	0
Overvote	32	32	0
Undervote	1423	1423	0
<b>District Judge - 20th Judicial District - Patrick Butler</b>			
YES	111	111	0
NO	121	121	0
Overvote	32	32	0
Undervote	1424	1424	0
<b>District Judge - 20th Judicial District - Judith L. LaBuda</b>			
YES	107	107	0
NO	125	125	0
Overvote	32	32	0
Undervote	1424	1424	0
<b>District Judge - 20th Judicial District - Andrew Ross Macdonald</b>			
YES	112	112	0
NO	118	118	0
Overvote	34	34	0
Undervote	1424	1424	0
<b>County Judge, Boulder - David Archuleta</b>			
YES	117	117	0
NO	115	115	0
Overvote	33	33	0
Undervote	1423	1423	0
<b>County Judge, Boulder - Noel E. Blum</b>			
YES	102	102	0
NO	127	127	0
Overvote	33	33	0
Undervote	1426	1426	0
<b>County Judge, Boulder - Karolyn Moore</b>			
YES	105	105	0
NO	124	124	0
Overvote	32	32	0
Undervote	1427	1427	0
<b>County Judge, Boulder - Norma A. Sierra</b>			
YES	94	94	0
NO	133	133	0
Overvote	33	33	0
Undervote	1428	1428	0
<b>Amendment 67 (CONSTITUTIONAL)</b>			
YES/FOR	102	102	0
NO/AGAINST	130	130	0
Overvote	32	32	0
Undervote	1424	1424	0






Paper	Combined Cumulative Results		
	MVW Total	Machine Total	DIFF
<b>Contests</b>			
<b>Amendment 68 (CONSTITUTIONAL)</b>			
YES/FOR	103	103	0
NO/AGAINST	130	130	0
Overvote	32	32	0
Undervote	1423	1423	0
<b>Proposition 104 (STATUTORY)</b>			
YES/FOR	109	109	0
NO/AGAINST	122	122	0
Overvote	33	33	0
Undervote	1424	1424	0
<b>Proposition 105 (STATUTORY)</b>			
YES/FOR	108	108	0
NO/AGAINST	123	123	0
Overvote	34	34	0
Undervote	1423	1423	0
<b>BOULDER COUNTY BALLOT ISSUE 1A</b>			
YES	106	106	0
NO	125	125	0
Overvote	33	33	0
Undervote	1424	1424	0
<b>BOULDER COUNTY BALLOT ISSUE 1B</b>			
YES	108	108	0
NO	123	123	0
Overvote	32	32	0
Undervote	1425	1425	0
<b>CITY OF BOULDER BALLOT ISSUE NO. 2A</b>			
FOR THE ISSUE	13	13	0
AGAINST THE ISSUE	15	15	0
Overvote	4	4	0
Undervote	307	307	0
<b>City of Boulder Ballot Question No. 2B</b>			
For the Measure	14	14	0
Against the Measure	14	14	0
Overvote	4	4	0
Undervote	307	307	0
<b>City of Boulder Ballot Question No. 2C</b>			
For the Measure	13	13	0
Against the Measure	15	15	0
Overvote	4	4	0
Undervote	307	307	0
<b>CITY OF LAFAYETTE BALLOT ISSUE NO. 2A</b>			
YES	13	13	0
NO	4	4	0
Overvote	1	1	0
Undervote	37	37	0

**Paper** **Combined Cumulative Results**

Contests	MVW Total	Machine Total	DIFF
<b>CITY OF LAFAYETTE BALLOT ISSUE NO. 2B</b>			
YES	9	9	0
NO	8	8	0
Overvote	1	1	0
Undervote	37	37	0
<b>CITY OF LAFAYETTE BALLOT ISSUE NO. 2C</b>			
YES	11	11	0
NO	6	6	0
Overvote	1	1	0
Undervote	37	37	0
<b>CITY OF LAFAYETTE BALLOT ISSUE NO. 2D</b>			
YES	10	10	0
NO	7	7	0
Overvote	1	1	0
Undervote	37	37	0
<b>CITY OF LONGMONT BALLOT ISSUE 2A</b>			
YES	14	14	0
NO	15	15	0
Overvote	3	3	0
Undervote	164	164	0
<b>TOWN OF LYONS BALLOT ISSUE 2A</b>			
YES	6	6	0
NO	8	8	0
Overvote	1	1	0
Undervote	34	34	0
<b>BOULDER VALLEY SCHOOL DISTRICT RE-2 BALLOT ISSUE 3A:</b>			
YES	67	67	0
NO	72	72	0
Overvote	18	18	0
Undervote	858	858	0
<b>NORTH METRO FIRE RESCUE DISTRICT BALLOT ISSUE 4A</b>			
YES	16	16	0
NO	10	10	0
Overvote	5	5	0
Undervote	39	39	0
<b>COAL CREEK CANYON FIRE PROTECTION DISTRICT BALLOT ISSUE 4B:</b>			
YES	9	9	0
NO	13	13	0
Overvote	6	6	0
Undervote	75	75	0
<b>LYONS REGIONAL LIBRARY DISTRICT BALLOT ISSUE 4C:</b>			
FOR	9	9	0
AGAINST	9	9	0
Overvote	2	2	0
Undervote	70	70	0

\_\_\_\_\_   
\_\_\_\_\_

**Paper**

**Combined Cumulative Results**

Contests	MVW Total	Machine Total	DIFF
<b>SUNSHINE FIRE PROTECTION DISTRICT BALLOT ISSUE 5A</b>			
YES	15	15	0
NO	12	12	0
Overvote	5	5	0
Undervote	39	39	0

*LAT* **Cumulative Report — Official Results**  
**Boulder County, Colorado — 2014 Boulder County General Election — November 04, 2014**

*Combined Cumulative eSlate*

Total Number of Voters : 80 of 183,631 = 0.04%

Precincts Reporting 0 of 234 = 0.00%

Party	Candidate	Absentee	Early	Election	Total
-------	-----------	----------	-------	----------	-------

**United States Senator, Vote For 1**

DEM	Mark Udall	24	35.29%	0	0.00%	0	0.00%	24	35.29%
REP	Cory Gardner	14	20.59%	0	0.00%	0	0.00%	14	20.59%
LBR	Gaylon Kent	12	17.65%	0	0.00%	0	0.00%	12	17.65%
UAF	Raúl Acosta	6	8.82%	0	0.00%	0	0.00%	6	8.82%
UNI	Bill Hammons	6	8.82%	0	0.00%	0	0.00%	6	8.82%
UAF	Steve Shogan	3	4.41%	0	0.00%	0	0.00%	3	4.41%
	Willoughby - UAF (W)	1	1.47%	0	0.00%	0	0.00%	1	1.47%
	Kathleen Rosewater Cunningham - REP (W)	2	2.94%	0	0.00%	0	0.00%	2	2.94%
<b>Cast Votes:</b>		68	87.18%	0	0.00%	0	0.00%	68	87.18%
<b>Over Votes:</b>		0	0.00%	0	0.00%	0	0.00%	0	0.00%
<b>Under Votes:</b>		10	12.82%	0	0.00%	0	0.00%	10	12.82%

Precincts			Voters		
Counted	Total	Percent	Ballots	Registered	Percent
0	233	0.00%	78	183,631	0.04%

**District 2 - Representative 114th US Congress, Vote For 1**

DEM	Jared Polis	31	59.62%	0	0.00%	0	0.00%	31	59.62%
REP	George Leing	21	40.38%	0	0.00%	0	0.00%	21	40.38%
<b>Cast Votes:</b>		52	88.14%	0	0.00%	0	0.00%	52	88.14%
<b>Over Votes:</b>		0	0.00%	0	0.00%	0	0.00%	0	0.00%
<b>Under Votes:</b>		7	11.86%	0	0.00%	0	0.00%	7	11.86%

Precincts			Voters		
Counted	Total	Percent	Ballots	Registered	Percent
0	175	0.00%	59	134,210	0.04%

**District 4 - Representative 114th US Congress, Vote For 1**

DEM	Vic Meyers	4	23.53%	0	0.00%	0	0.00%	4	23.53%
REP	Ken Buck	4	23.53%	0	0.00%	0	0.00%	4	23.53%
LBR	Jess Loban	6	35.29%	0	0.00%	0	0.00%	6	35.29%
UAF	Grant Doherty	3	17.65%	0	0.00%	0	0.00%	3	17.65%
<b>Cast Votes:</b>		17	89.47%	0	0.00%	0	0.00%	17	89.47%
<b>Over Votes:</b>		0	0.00%	0	0.00%	0	0.00%	0	0.00%
<b>Under Votes:</b>		2	10.53%	0	0.00%	0	0.00%	2	10.53%

Precincts			Voters		
Counted	Total	Percent	Ballots	Registered	Percent
0	58	0.00%	19	49,421	0.04%

**Cumulative Report — Official**  
**Boulder County, Colorado — 2014 Boulder County General Election — November 04, 2014**

Total Number of Voters : 80 of 183,631 = 0.04%

Precincts Reporting 0 of 234 = 0.00%

Party	Candidate	Absentee	Early	Election	Total
-------	-----------	----------	-------	----------	-------

**Governor/Lieutenant Governor, Vote For 1**

REP	Bob Beauprez / Jill Repella	21 30.00%	0 0.00%	0 0.00%	21 30.00%
DEM	John Hickenlooper / Joe Garcia	20 28.57%	0 0.00%	0 0.00%	20 28.57%
GRN	Harry Hempy / Scott Olson	8 11.43%	0 0.00%	0 0.00%	8 11.43%
LBR	Matthew Hess / Brandon Young	7 10.00%	0 0.00%	0 0.00%	7 10.00%
UAF	Mike Dunafon / Robin J. Roberts	9 12.86%	0 0.00%	0 0.00%	9 12.86%
UAF	Paul Noel Fiorino / Charles George Whitley	4 5.71%	0 0.00%	0 0.00%	4 5.71%
	Marcus Giavanni / Joshua Yballa - UAF / REP (W)	1 1.43%	0 0.00%	0 0.00%	1 1.43%

<b>Cast Votes:</b>	70 89.74%	0 0.00%	0 0.00%	70 89.74%
<b>Over Votes:</b>	0 0.00%	0 0.00%	0 0.00%	0 0.00%
<b>Under Votes:</b>	8 10.26%	0 0.00%	0 0.00%	8 10.26%

Precincts			Voters		
Counted	Total	Percent	Ballots	Registered	Percent
0	233	0.00%	78	183,631	0.04%

**Secretary Of State, Vote For 1**

DEM	Joe Neguse	26 36.11%	0 0.00%	0 0.00%	26 36.11%
REP	Wayne W. Williams	20 27.78%	0 0.00%	0 0.00%	20 27.78%
ACN	Amanda Campbell	17 23.61%	0 0.00%	0 0.00%	17 23.61%
LBR	Dave Schambach	9 12.50%	0 0.00%	0 0.00%	9 12.50%

<b>Cast Votes:</b>	72 92.31%	0 0.00%	0 0.00%	72 92.31%
<b>Over Votes:</b>	0 0.00%	0 0.00%	0 0.00%	0 0.00%
<b>Under Votes:</b>	6 7.69%	0 0.00%	0 0.00%	6 7.69%

Precincts			Voters		
Counted	Total	Percent	Ballots	Registered	Percent
0	233	0.00%	78	183,631	0.04%

**State Treasurer, Vote For 1**

REP	Walker Stapleton	24 33.33%	0 0.00%	0 0.00%	24 33.33%
DEM	Betsy Markey	27 37.50%	0 0.00%	0 0.00%	27 37.50%
LBR	David Jurist	21 29.17%	0 0.00%	0 0.00%	21 29.17%

<b>Cast Votes:</b>	72 92.31%	0 0.00%	0 0.00%	72 92.31%
<b>Over Votes:</b>	0 0.00%	0 0.00%	0 0.00%	0 0.00%
<b>Under Votes:</b>	6 7.69%	0 0.00%	0 0.00%	6 7.69%

Precincts			Voters		
Counted	Total	Percent	Ballots	Registered	Percent
0	233	0.00%	78	183,631	0.04%

**Cumulative Report — Official**  
**Boulder County, Colorado — 2014 Boulder County General Election — November 04, 2014**

Total Number of Voters : 80 of 183,631 = 0.04%

Precincts Reporting 0 of 234 = 0.00%

Party	Candidate	Absentee	Early	Election	Total
-------	-----------	----------	-------	----------	-------

**Attorney General, Vote For 1**

DEM	Don Quick	22 31.43%	0 0.00%	0 0.00%	22 31.43%
REP	Cynthia Coffman	29 41.43%	0 0.00%	0 0.00%	29 41.43%
LBR	David K. Williams	19 27.14%	0 0.00%	0 0.00%	19 27.14%

<b>Cast Votes:</b>	70 89.74%	0 0.00%	0 0.00%	70 89.74%
<b>Over Votes:</b>	0 0.00%	0 0.00%	0 0.00%	0 0.00%
<b>Under Votes:</b>	8 10.26%	0 0.00%	0 0.00%	8 10.26%

Precincts			Voters		
Counted	Total	Percent	Ballots	Registered	Percent
0	233	0.00%	78	183,631	0.04%

**Congressional District 2 - CU Regent, Vote For 1**

REP	Kim McGahey	14 26.42%	0 0.00%	0 0.00%	14 26.42%
DEM	Linda Shoemaker	23 43.40%	0 0.00%	0 0.00%	23 43.40%
LBR	Daniel Ong	16 30.19%	0 0.00%	0 0.00%	16 30.19%

<b>Cast Votes:</b>	53 89.83%	0 0.00%	0 0.00%	53 89.83%
<b>Over Votes:</b>	0 0.00%	0 0.00%	0 0.00%	0 0.00%
<b>Under Votes:</b>	6 10.17%	0 0.00%	0 0.00%	6 10.17%

Precincts			Voters		
Counted	Total	Percent	Ballots	Registered	Percent
0	175	0.00%	59	134,210	0.04%

**District 16 - State Senate, Vote For 1**

DEM	Jeanne Nicholson	4 57.14%	0 0.00%	0 0.00%	4 57.14%
REP	Tim Neville	3 42.86%	0 0.00%	0 0.00%	3 42.86%

<b>Cast Votes:</b>	7 87.50%	0 0.00%	0 0.00%	7 87.50%
<b>Over Votes:</b>	0 0.00%	0 0.00%	0 0.00%	0 0.00%
<b>Under Votes:</b>	1 12.50%	0 0.00%	0 0.00%	1 12.50%

Precincts			Voters		
Counted	Total	Percent	Ballots	Registered	Percent
0	11	0.00%	8	8,109	0.10%

**Cumulative Report — Official**  
**Boulder County, Colorado — 2014 Boulder County General Election — November 04, 2014**

Total Number of Voters : 80 of 183,631 = 0.04%

Precincts Reporting 0 of 234 = 0.00%

Party	Candidate	Absentee	Early	Election	Total
-------	-----------	----------	-------	----------	-------

**District 10 - State Representative, Vote For 1**

DEM	Dickey Lee Hullinghorst	7	100.00%	0	0.00%	0	0.00%	7	100.00%
-----	-------------------------	---	---------	---	-------	---	-------	---	---------

<b>Cast Votes:</b>		7	53.85%	0	0.00%	0	0.00%	7	53.85%
<b>Over Votes:</b>		0	0.00%	0	0.00%	0	0.00%	0	0.00%
<b>Under Votes:</b>		6	46.15%	0	0.00%	0	0.00%	6	46.15%

Precincts			Voters		
Counted	Total	Percent	Ballots	Registered	Percent
0	59	0.00%	13	45,473	0.03%

**District 11 - State Representative, Vote For 1**

REP	Charlie Plaginos	5	31.25%	0	0.00%	0	0.00%	5	31.25%
DEM	Jonathan Singer	6	37.50%	0	0.00%	0	0.00%	6	37.50%
LBR	Bill Gibson	5	31.25%	0	0.00%	0	0.00%	5	31.25%

<b>Cast Votes:</b>		16	100.00%	0	0.00%	0	0.00%	16	100.00%
<b>Over Votes:</b>		0	0.00%	0	0.00%	0	0.00%	0	0.00%
<b>Under Votes:</b>		0	0.00%	0	0.00%	0	0.00%	0	0.00%

Precincts			Voters		
Counted	Total	Percent	Ballots	Registered	Percent
0	57	0.00%	18	45,430	0.04%

**District 12 - State Representative, Vote For 1**

DEM	Mike Foote	12	100.00%	0	0.00%	0	0.00%	12	100.00%
-----	------------	----	---------	---	-------	---	-------	----	---------

<b>Cast Votes:</b>		12	46.15%	0	0.00%	0	0.00%	12	46.15%
<b>Over Votes:</b>		0	0.00%	0	0.00%	0	0.00%	0	0.00%
<b>Under Votes:</b>		14	53.85%	0	0.00%	0	0.00%	14	53.85%

Precincts			Voters		
Counted	Total	Percent	Ballots	Registered	Percent
0	55	0.00%	26	48,518	0.05%



**Cumulative Report — Official**  
**Boulder County, Colorado — 2014 Boulder County General Election — November 04, 2014**

Total Number of Voters : 80 of 183,631 = 0.04%

Precincts Reporting 0 of 234 = 0.00%

Party	Candidate	Absentee	Early	Election	Total
-------	-----------	----------	-------	----------	-------

**District 13 - State Representative, Vote For 1**

REP	Michael James Hocevar	6 66.67%	0 0.00%	0 0.00%	6 66.67%
DEM	KC Becker	3 33.33%	0 0.00%	0 0.00%	3 33.33%

**Cast Votes:** 9 100.00%      0 0.00%      0 0.00%      9 100.00%

**Over Votes:** 0 0.00%      0 0.00%      0 0.00%      0 0.00%

**Under Votes:** 0 0.00%      0 0.00%      0 0.00%      0 0.00%

Precincts			Voters		
Counted	Total	Percent	Ballots	Registered	Percent
0	48	0.00%	9	30,998	0.03%

**District 33 - State Representative, Vote For 1**

REP	Marijo Tinlin	5 35.71%	0 0.00%	0 0.00%	5 35.71%
DEM	Dianne Primavera	7 50.00%	0 0.00%	0 0.00%	7 50.00%
LBR	Carter Reid	2 14.29%	0 0.00%	0 0.00%	2 14.29%

**Cast Votes:** 14 100.00%      0 0.00%      0 0.00%      14 100.00%

**Over Votes:** 0 0.00%      0 0.00%      0 0.00%      0 0.00%

**Under Votes:** 0 0.00%      0 0.00%      0 0.00%      0 0.00%

Precincts			Voters		
Counted	Total	Percent	Ballots	Registered	Percent
0	14	0.00%	14	13,212	0.11%

**District O Regional Transportation District Director, Vote For 1**

	Elizabeth Adams	20 46.51%	0 0.00%	0 0.00%	20 46.51%
	Chuck Sisk	23 53.49%	0 0.00%	0 0.00%	23 53.49%

**Cast Votes:** 43 87.76%      0 0.00%      0 0.00%      43 87.76%

**Over Votes:** 0 0.00%      0 0.00%      0 0.00%      0 0.00%

**Under Votes:** 6 12.24%      0 0.00%      0 0.00%      6 12.24%

Precincts			Voters		
Counted	Total	Percent	Ballots	Registered	Percent
0	159	0.00%	49	119,333	0.04%



**Cumulative Report — Official**  
**Boulder County, Colorado — 2014 Boulder County General Election — November 04, 2014**

Total Number of Voters : 80 of 183,631 = 0.04%

Precincts Reporting 0 of 234 = 0.00%

Party	Candidate	Absentee	Early	Election	Total
-------	-----------	----------	-------	----------	-------

**County Commissioner - District 3, Vote For 1**

DEM	Cindy Domenico	28 41.18%	0 0.00%	0 0.00%	28 41.18%
LBR	Randy Luallin	27 39.71%	0 0.00%	0 0.00%	27 39.71%
UAF	Kai Abelkis	13 19.12%	0 0.00%	0 0.00%	13 19.12%
<b>Cast Votes:</b>		68 87.18%	0 0.00%	0 0.00%	68 87.18%
<b>Over Votes:</b>		0 0.00%	0 0.00%	0 0.00%	0 0.00%
<b>Under Votes:</b>		10 12.82%	0 0.00%	0 0.00%	10 12.82%

Precincts			Voters		
Counted	Total	Percent	Ballots	Registered	Percent
0	233	0.00%	78	183,631	0.04%

**County Clerk & Recorder, Vote For 1**

DEM	Hillary Hall	26 36.62%	0 0.00%	0 0.00%	26 36.62%
LBR	Ralph "Ralphy" Shnelvar	45 63.38%	0 0.00%	0 0.00%	45 63.38%
<b>Cast Votes:</b>		71 91.03%	0 0.00%	0 0.00%	71 91.03%
<b>Over Votes:</b>		0 0.00%	0 0.00%	0 0.00%	0 0.00%
<b>Under Votes:</b>		7 8.97%	0 0.00%	0 0.00%	7 8.97%

Precincts			Voters		
Counted	Total	Percent	Ballots	Registered	Percent
0	233	0.00%	78	183,631	0.04%

**County Treasurer, Vote For 1**

DEM	Paul Weissmann	48 100.00%	0 0.00%	0 0.00%	48 100.00%
<b>Cast Votes:</b>		48 61.54%	0 0.00%	0 0.00%	48 61.54%
<b>Over Votes:</b>		0 0.00%	0 0.00%	0 0.00%	0 0.00%
<b>Under Votes:</b>		30 38.46%	0 0.00%	0 0.00%	30 38.46%

Precincts			Voters		
Counted	Total	Percent	Ballots	Registered	Percent
0	233	0.00%	78	183,631	0.04%

**Cumulative Report — Official**  
**Boulder County, Colorado — 2014 Boulder County General Election — November 04, 2014**

Total Number of Voters : 80 of 183,631 = 0.04%

Precincts Reporting 0 of 234 = 0.00%

Party	Candidate	Absentee	Early	Election	Total
-------	-----------	----------	-------	----------	-------

**County Assessor, Vote For 1**

DEM	Jerry M Roberts	51 100.00%	0 0.00%	0 0.00%	51 100.00%
<b>Cast Votes:</b>		51 65.38%	0 0.00%	0 0.00%	51 65.38%
<b>Over Votes:</b>		0 0.00%	0 0.00%	0 0.00%	0 0.00%
<b>Under Votes:</b>		27 34.62%	0 0.00%	0 0.00%	27 34.62%

Precincts			Voters		
Counted	Total	Percent	Ballots	Registered	Percent
0	233	0.00%	78	183,631	0.04%

**County Sheriff, Vote For 1**

DEM	Joseph K. Pelle	41 80.39%	0 0.00%	0 0.00%	41 80.39%
	Toby Fernsler - UAF (W)	10 19.61%	0 0.00%	0 0.00%	10 19.61%
<b>Cast Votes:</b>		51 65.38%	0 0.00%	0 0.00%	51 65.38%
<b>Over Votes:</b>		0 0.00%	0 0.00%	0 0.00%	0 0.00%
<b>Under Votes:</b>		27 34.62%	0 0.00%	0 0.00%	27 34.62%

Precincts			Voters		
Counted	Total	Percent	Ballots	Registered	Percent
0	233	0.00%	78	183,631	0.04%

**County Surveyor, Vote For 1**

DEM	Lee Stadele	51 100.00%	0 0.00%	0 0.00%	51 100.00%
<b>Cast Votes:</b>		51 65.38%	0 0.00%	0 0.00%	51 65.38%
<b>Over Votes:</b>		0 0.00%	0 0.00%	0 0.00%	0 0.00%
<b>Under Votes:</b>		27 34.62%	0 0.00%	0 0.00%	27 34.62%

Precincts			Voters		
Counted	Total	Percent	Ballots	Registered	Percent
0	233	0.00%	78	183,631	0.04%

**County Coroner, Vote For 1**

DEM	Emma R. Hall	51 100.00%	0 0.00%	0 0.00%	51 100.00%
<b>Cast Votes:</b>		51 65.38%	0 0.00%	0 0.00%	51 65.38%
<b>Over Votes:</b>		0 0.00%	0 0.00%	0 0.00%	0 0.00%
<b>Under Votes:</b>		27 34.62%	0 0.00%	0 0.00%	27 34.62%

Precincts			Voters		
Counted	Total	Percent	Ballots	Registered	Percent
0	233	0.00%	78	183,631	0.04%

**Cumulative Report — Official**  
**Boulder County, Colorado — 2014 Boulder County General Election — November 04, 2014**

Total Number of Voters : 80 of 183,631 = 0.04%

Precincts Reporting 0 of 234 = 0.00%

Party	Candidate	Absentee	Early	Election	Total
-------	-----------	----------	-------	----------	-------

**City of Louisville City Council Person Ward I, Vote For 1**

Chris Leh	1	33.33%	0	0.00%	0	0.00%	1	33.33%
Cory Nickerson	2	66.67%	0	0.00%	0	0.00%	2	66.67%
Susan Honstein	0	0.00%	0	0.00%	0	0.00%	0	0.00%

<b>Cast Votes:</b>	3	100.00%	0	0.00%	0	0.00%	3	100.00%
<b>Over Votes:</b>	0	0.00%	0	0.00%	0	0.00%	0	0.00%
<b>Under Votes:</b>	0	0.00%	0	0.00%	0	0.00%	0	0.00%

Precincts			Voters		
Counted	Total	Percent	Ballots	Registered	Percent
0	7	0.00%	3	4,980	0.06%

**Town of Superior - Mayor, Vote For 1**

Clint Folsom	3	60.00%	0	0.00%	0	0.00%	3	60.00%
Gladys M. Forshee	2	40.00%	0	0.00%	0	0.00%	2	40.00%

<b>Cast Votes:</b>	5	100.00%	0	0.00%	0	0.00%	5	100.00%
<b>Over Votes:</b>	0	0.00%	0	0.00%	0	0.00%	0	0.00%
<b>Under Votes:</b>	0	0.00%	0	0.00%	0	0.00%	0	0.00%

Precincts			Voters		
Counted	Total	Percent	Ballots	Registered	Percent
0	8	0.00%	5	6,816	0.07%

**Town of Superior - Trustee, Vote For 3**

Sandy Pennington	2	22.22%	0	0.00%	0	0.00%	2	22.22%
Rita Dozal	0	0.00%	0	0.00%	0	0.00%	0	0.00%
Anthony Stewart	3	33.33%	0	0.00%	0	0.00%	3	33.33%
Colleen Callin	1	11.11%	0	0.00%	0	0.00%	1	11.11%
Chris Hanson	3	33.33%	0	0.00%	0	0.00%	3	33.33%

<b>Cast Votes:</b>	9	60.00%	0	0.00%	0	0.00%	9	60.00%
<b>Over Votes:</b>	0	0.00%	0	0.00%	0	0.00%	0	0.00%
<b>Under Votes:</b>	6	40.00%	0	0.00%	0	0.00%	6	40.00%

Precincts			Voters		
Counted	Total	Percent	Ballots	Registered	Percent
0	8	0.00%	5	6,816	0.07%

**Cumulative Report — Official**  
**Boulder County, Colorado — 2014 Boulder County General Election — November 04, 2014**

Total Number of Voters : 80 of 183,631 = 0.04%

Precincts Reporting 0 of 234 = 0.00%

Party	Candidate	Absentee	Early	Election	Total
-------	-----------	----------	-------	----------	-------

**Colorado Supreme Court Justice - Boatright, Vote For 1**

YES	39	57.35%	0	0.00%	0	0.00%	39	57.35%
NO	29	42.65%	0	0.00%	0	0.00%	29	42.65%
<b>Cast Votes:</b>	68	87.18%	0	0.00%	0	0.00%	68	87.18%
<b>Over Votes:</b>	0	0.00%	0	0.00%	0	0.00%	0	0.00%
<b>Under Votes:</b>	10	12.82%	0	0.00%	0	0.00%	10	12.82%

Precincts			Voters		
Counted	Total	Percent	Ballots	Registered	Percent
0	233	0.00%	78	183,631	0.04%

**Colorado Supreme Court Justice - Marquez, Vote For 1**

YES	37	55.22%	0	0.00%	0	0.00%	37	55.22%
NO	30	44.78%	0	0.00%	0	0.00%	30	44.78%
<b>Cast Votes:</b>	67	85.90%	0	0.00%	0	0.00%	67	85.90%
<b>Over Votes:</b>	0	0.00%	0	0.00%	0	0.00%	0	0.00%
<b>Under Votes:</b>	11	14.10%	0	0.00%	0	0.00%	11	14.10%

Precincts			Voters		
Counted	Total	Percent	Ballots	Registered	Percent
0	233	0.00%	78	183,631	0.04%

**Court Of Appeals - Fox, Vote For 1**

YES	32	48.48%	0	0.00%	0	0.00%	32	48.48%
NO	34	51.52%	0	0.00%	0	0.00%	34	51.52%
<b>Cast Votes:</b>	66	84.62%	0	0.00%	0	0.00%	66	84.62%
<b>Over Votes:</b>	0	0.00%	0	0.00%	0	0.00%	0	0.00%
<b>Under Votes:</b>	12	15.38%	0	0.00%	0	0.00%	12	15.38%

Precincts			Voters		
Counted	Total	Percent	Ballots	Registered	Percent
0	233	0.00%	78	183,631	0.04%

**Cumulative Report — Official**  
**Boulder County, Colorado — 2014 Boulder County General Election — November 04, 2014**

Total Number of Voters : 80 of 183,631 = 0.04%

Precincts Reporting 0 of 234 = 0.00%

Party	Candidate	Absentee	Early	Election	Total
-------	-----------	----------	-------	----------	-------

**Court Of Appeals - Loeb, Vote For 1**

YES	36	52.94%	0	0.00%	0	0.00%	36	52.94%
NO	32	47.06%	0	0.00%	0	0.00%	32	47.06%

**Cast Votes:** 68 87.18%      0 0.00%      0 0.00%      68 87.18%

**Over Votes:** 0 0.00%      0 0.00%      0 0.00%      0 0.00%

**Under Votes:** 10 12.82%      0 0.00%      0 0.00%      10 12.82%

Precincts			Voters		
Counted	Total	Percent	Ballots	Registered	Percent
0	233	0.00%	78	183,631	0.04%

**District Judge 20th Judicial - Bakke, Vote For 1**

YES	39	58.21%	0	0.00%	0	0.00%	39	58.21%
NO	28	41.79%	0	0.00%	0	0.00%	28	41.79%

**Cast Votes:** 67 85.90%      0 0.00%      0 0.00%      67 85.90%

**Over Votes:** 0 0.00%      0 0.00%      0 0.00%      0 0.00%

**Under Votes:** 11 14.10%      0 0.00%      0 0.00%      11 14.10%

Precincts			Voters		
Counted	Total	Percent	Ballots	Registered	Percent
0	233	0.00%	78	183,631	0.04%

**District Judge 20th Judicial - Berkenkotter, Vote For 1**

YES	40	58.82%	0	0.00%	0	0.00%	40	58.82%
NO	28	41.18%	0	0.00%	0	0.00%	28	41.18%

**Cast Votes:** 68 87.18%      0 0.00%      0 0.00%      68 87.18%

**Over Votes:** 0 0.00%      0 0.00%      0 0.00%      0 0.00%

**Under Votes:** 10 12.82%      0 0.00%      0 0.00%      10 12.82%

Precincts			Voters		
Counted	Total	Percent	Ballots	Registered	Percent
0	233	0.00%	78	183,631	0.04%

**Cumulative Report — Official**  
**Boulder County, Colorado — 2014 Boulder County General Election — November 04, 2014**

Total Number of Voters : 80 of 183,631 = 0.04%

Precincts Reporting 0 of 234 = 0.00%

Party	Candidate	Absentee	Early	Election	Total
-------	-----------	----------	-------	----------	-------

**District Judge 20th Judicial - Butler, Vote For 1**

YES		36 53.73%	0 0.00%	0 0.00%	36 53.73%
NO		31 46.27%	0 0.00%	0 0.00%	31 46.27%
<b>Cast Votes:</b>		67 85.90%	0 0.00%	0 0.00%	67 85.90%
<b>Over Votes:</b>		0 0.00%	0 0.00%	0 0.00%	0 0.00%
<b>Under Votes:</b>		11 14.10%	0 0.00%	0 0.00%	11 14.10%

Precincts			Voters		
Counted	Total	Percent	Ballots	Registered	Percent
0	233	0.00%	78	183,631	0.04%

**District Judge 20th Judicial - LaBuda, Vote For 1**

YES		34 50.75%	0 0.00%	0 0.00%	34 50.75%
NO		33 49.25%	0 0.00%	0 0.00%	33 49.25%
<b>Cast Votes:</b>		67 85.90%	0 0.00%	0 0.00%	67 85.90%
<b>Over Votes:</b>		0 0.00%	0 0.00%	0 0.00%	0 0.00%
<b>Under Votes:</b>		11 14.10%	0 0.00%	0 0.00%	11 14.10%

Precincts			Voters		
Counted	Total	Percent	Ballots	Registered	Percent
0	233	0.00%	78	183,631	0.04%

**District Judge 20th Judicial - Macdonald, Vote For 1**

YES		36 55.38%	0 0.00%	0 0.00%	36 55.38%
NO		29 44.62%	0 0.00%	0 0.00%	29 44.62%
<b>Cast Votes:</b>		65 83.33%	0 0.00%	0 0.00%	65 83.33%
<b>Over Votes:</b>		0 0.00%	0 0.00%	0 0.00%	0 0.00%
<b>Under Votes:</b>		13 16.67%	0 0.00%	0 0.00%	13 16.67%

Precincts			Voters		
Counted	Total	Percent	Ballots	Registered	Percent
0	233	0.00%	78	183,631	0.04%

**Cumulative Report — Official**  
**Boulder County, Colorado — 2014 Boulder County General Election — November 04, 2014**

Total Number of Voters : 80 of 183,631 = 0.04%

Precincts Reporting 0 of 234 = 0.00%

Party	Candidate	Absentee	Early	Election	Total
-------	-----------	----------	-------	----------	-------

County Judge, Boulder - Archuleta, Vote For 1

YES	40	59.70%	0	0.00%	0	0.00%	40	59.70%
NO	27	40.30%	0	0.00%	0	0.00%	27	40.30%

Cast Votes: 67 85.90%      0 0.00%      0 0.00%      67 85.90%

Over Votes: 0 0.00%      0 0.00%      0 0.00%      0 0.00%

Under Votes: 11 14.10%      0 0.00%      0 0.00%      11 14.10%

Precincts			Voters		
Counted	Total	Percent	Ballots	Registered	Percent
0	233	0.00%	78	183,631	0.04%

County Judge, Boulder - Blum, Vote For 1

YES	33	51.56%	0	0.00%	0	0.00%	33	51.56%
NO	31	48.44%	0	0.00%	0	0.00%	31	48.44%

Cast Votes: 64 82.05%      0 0.00%      0 0.00%      64 82.05%

Over Votes: 0 0.00%      0 0.00%      0 0.00%      0 0.00%

Under Votes: 14 17.95%      0 0.00%      0 0.00%      14 17.95%

Precincts			Voters		
Counted	Total	Percent	Ballots	Registered	Percent
0	233	0.00%	78	183,631	0.04%

County Judge, Boulder - Moore, Vote For 1

YES	34	53.13%	0	0.00%	0	0.00%	34	53.13%
NO	30	46.88%	0	0.00%	0	0.00%	30	46.88%

Cast Votes: 64 82.05%      0 0.00%      0 0.00%      64 82.05%

Over Votes: 0 0.00%      0 0.00%      0 0.00%      0 0.00%

Under Votes: 14 17.95%      0 0.00%      0 0.00%      14 17.95%

Precincts			Voters		
Counted	Total	Percent	Ballots	Registered	Percent
0	233	0.00%	78	183,631	0.04%

**Cumulative Report — Official**  
**Boulder County, Colorado — 2014 Boulder County General Election — November 04, 2014**

Total Number of Voters : 80 of 183,631 = 0.04%

Precincts Reporting 0 of 234 = 0.00%

Party	Candidate	Absentee	Early	Election	Total
-------	-----------	----------	-------	----------	-------

County Judge, Boulder - Sierra, Vote For 1

YES	27	43.55%	0	0.00%	0	0.00%	27	43.55%
NO	35	56.45%	0	0.00%	0	0.00%	35	56.45%

<b>Cast Votes:</b>	62	79.49%	0	0.00%	0	0.00%	62	79.49%
<b>Over Votes:</b>	0	0.00%	0	0.00%	0	0.00%	0	0.00%
<b>Under Votes:</b>	16	20.51%	0	0.00%	0	0.00%	16	20.51%

Precincts			Voters		
Counted	Total	Percent	Ballots	Registered	Percent
0	233	0.00%	78	183,631	0.04%

Amendment 67 (CONSTITUTIONAL), Vote For 1

YES/FOR	37	55.22%	0	0.00%	0	0.00%	37	55.22%
NO/AGAINST	30	44.78%	0	0.00%	0	0.00%	30	44.78%

<b>Cast Votes:</b>	67	85.90%	0	0.00%	0	0.00%	67	85.90%
<b>Over Votes:</b>	0	0.00%	0	0.00%	0	0.00%	0	0.00%
<b>Under Votes:</b>	11	14.10%	0	0.00%	0	0.00%	11	14.10%

Precincts			Voters		
Counted	Total	Percent	Ballots	Registered	Percent
0	233	0.00%	78	183,631	0.04%

Amendment 68 (CONSTITUTIONAL), Vote For 1

YES/FOR	33	48.53%	0	0.00%	0	0.00%	33	48.53%
NO/AGAINST	35	51.47%	0	0.00%	0	0.00%	35	51.47%

<b>Cast Votes:</b>	68	87.18%	0	0.00%	0	0.00%	68	87.18%
<b>Over Votes:</b>	0	0.00%	0	0.00%	0	0.00%	0	0.00%
<b>Under Votes:</b>	10	12.82%	0	0.00%	0	0.00%	10	12.82%

Precincts			Voters		
Counted	Total	Percent	Ballots	Registered	Percent
0	233	0.00%	78	183,631	0.04%



**Cumulative Report — Official**  
**Boulder County, Colorado — 2014 Boulder County General Election — November 04, 2014**

Total Number of Voters : 80 of 183,631 = 0.04%

Precincts Reporting 0 of 234 = 0.00%

Party	Candidate	Absentee	Early	Election	Total
-------	-----------	----------	-------	----------	-------

**Proposition 104 (STATUTORY), Vote For 1**

YES/FOR	38	56.72%	0	0.00%	0	0.00%	38	56.72%
NO/AGAINST	29	43.28%	0	0.00%	0	0.00%	29	43.28%

<b>Cast Votes:</b>	67	85.90%	0	0.00%	0	0.00%	67	85.90%
<b>Over Votes:</b>	0	0.00%	0	0.00%	0	0.00%	0	0.00%
<b>Under Votes:</b>	11	14.10%	0	0.00%	0	0.00%	11	14.10%

Precincts			Voters		
Counted	Total	Percent	Ballots	Registered	Percent
0	233	0.00%	78	183,631	0.04%

**Proposition 105 (STATUTORY), Vote For 1**

YES/FOR	37	56.06%	0	0.00%	0	0.00%	37	56.06%
NO/AGAINST	29	43.94%	0	0.00%	0	0.00%	29	43.94%

<b>Cast Votes:</b>	66	84.62%	0	0.00%	0	0.00%	66	84.62%
<b>Over Votes:</b>	0	0.00%	0	0.00%	0	0.00%	0	0.00%
<b>Under Votes:</b>	12	15.38%	0	0.00%	0	0.00%	12	15.38%

Precincts			Voters		
Counted	Total	Percent	Ballots	Registered	Percent
0	233	0.00%	78	183,631	0.04%

**BOULDER COUNTY BALLOT ISSUE 1A, Vote For 1**

YES	34	51.52%	0	0.00%	0	0.00%	34	51.52%
NO	32	48.48%	0	0.00%	0	0.00%	32	48.48%

<b>Cast Votes:</b>	66	84.62%	0	0.00%	0	0.00%	66	84.62%
<b>Over Votes:</b>	0	0.00%	0	0.00%	0	0.00%	0	0.00%
<b>Under Votes:</b>	12	15.38%	0	0.00%	0	0.00%	12	15.38%

Precincts			Voters		
Counted	Total	Percent	Ballots	Registered	Percent
0	233	0.00%	78	183,631	0.04%

**Cumulative Report — Official**  
**Boulder County, Colorado — 2014 Boulder County General Election — November 04, 2014**

Total Number of Voters : 80 of 183,631 = 0.04%

Precincts Reporting 0 of 234 = 0.00%

Party	Candidate	Absentee	Early	Election	Total
-------	-----------	----------	-------	----------	-------

**BOULDER COUNTY BALLOT ISSUE 1B, Vote For 1**

YES	32	48.48%	0	0.00%	0	0.00%	32	48.48%
NO	34	51.52%	0	0.00%	0	0.00%	34	51.52%

<b>Cast Votes:</b>	66	84.62%	0	0.00%	0	0.00%	66	84.62%
<b>Over Votes:</b>	0	0.00%	0	0.00%	0	0.00%	0	0.00%
<b>Under Votes:</b>	12	15.38%	0	0.00%	0	0.00%	12	15.38%

Precincts			Voters		
Counted	Total	Percent	Ballots	Registered	Percent
0	233	0.00%	78	183,631	0.04%

**CITY OF BOULDER BALLOT ISSUE NO. 2A, Vote For 1**

FOR THE ISSUE	5	83.33%	0	0.00%	0	0.00%	5	83.33%
AGAINST THE ISSUE	1	16.67%	0	0.00%	0	0.00%	1	16.67%

<b>Cast Votes:</b>	6	60.00%	0	0.00%	0	0.00%	6	60.00%
<b>Over Votes:</b>	0	0.00%	0	0.00%	0	0.00%	0	0.00%
<b>Under Votes:</b>	4	40.00%	0	0.00%	0	0.00%	4	40.00%

Precincts			Voters		
Counted	Total	Percent	Ballots	Registered	Percent
0	88	0.00%	10	58,885	0.02%

**City of Boulder Ballot Question No. 2B, Vote For 1**

For the Measure	5	83.33%	0	0.00%	0	0.00%	5	83.33%
Against the Measure	1	16.67%	0	0.00%	0	0.00%	1	16.67%

<b>Cast Votes:</b>	6	60.00%	0	0.00%	0	0.00%	6	60.00%
<b>Over Votes:</b>	0	0.00%	0	0.00%	0	0.00%	0	0.00%
<b>Under Votes:</b>	4	40.00%	0	0.00%	0	0.00%	4	40.00%

Precincts			Voters		
Counted	Total	Percent	Ballots	Registered	Percent
0	88	0.00%	10	58,885	0.02%

Cumulative Report — Official

Boulder County, Colorado — 2014 Boulder County General Election — November 04, 2014

Total Number of Voters : 80 of 183,631 = 0.04%

Precincts Reporting 0 of 234 = 0.00%

Party	Candidate	Absentee	Early	Election	Total
-------	-----------	----------	-------	----------	-------

City of Boulder Ballot Question No. 2C, Vote For 1

For the Measure	5	83.33%	0	0.00%	0	0.00%	5	83.33%
Against the Measure	1	16.67%	0	0.00%	0	0.00%	1	16.67%

<b>Cast Votes:</b>	6	60.00%	0	0.00%	0	0.00%	6	60.00%
<b>Over Votes:</b>	0	0.00%	0	0.00%	0	0.00%	0	0.00%
<b>Under Votes:</b>	4	40.00%	0	0.00%	0	0.00%	4	40.00%

Precincts			Voters		
Counted	Total	Percent	Ballots	Registered	Percent
0	88	0.00%	10	58,885	0.02%

CITY OF LAFAYETTE BALLOT ISSUE NO. 2A, Vote For 1

YES	4	100.00%	0	0.00%	0	0.00%	4	100.00%
NO	0	0.00%	0	0.00%	0	0.00%	0	0.00%

<b>Cast Votes:</b>	4	100.00%	0	0.00%	0	0.00%	4	100.00%
<b>Over Votes:</b>	0	0.00%	0	0.00%	0	0.00%	0	0.00%
<b>Under Votes:</b>	0	0.00%	0	0.00%	0	0.00%	0	0.00%

Precincts			Voters		
Counted	Total	Percent	Ballots	Registered	Percent
0	17	0.00%	4	15,809	0.03%

CITY OF LAFAYETTE BALLOT ISSUE NO. 2B, Vote For 1

YES	1	25.00%	0	0.00%	0	0.00%	1	25.00%
NO	3	75.00%	0	0.00%	0	0.00%	3	75.00%

<b>Cast Votes:</b>	4	100.00%	0	0.00%	0	0.00%	4	100.00%
<b>Over Votes:</b>	0	0.00%	0	0.00%	0	0.00%	0	0.00%
<b>Under Votes:</b>	0	0.00%	0	0.00%	0	0.00%	0	0.00%

Precincts			Voters		
Counted	Total	Percent	Ballots	Registered	Percent
0	17	0.00%	4	15,809	0.03%

**Cumulative Report — Official**  
**Boulder County, Colorado — 2014 Boulder County General Election — November 04, 2014**

Total Number of Voters : 80 of 183,631 = 0.04%

Precincts Reporting 0 of 234 = 0.00%

Party	Candidate	Absentee	Early	Election	Total
-------	-----------	----------	-------	----------	-------

**CITY OF LAFAYETTE BALLOT ISSUE NO. 2C, Vote For 1**

YES	3	75.00%	0	0.00%	0	0.00%	3	75.00%
NO	1	25.00%	0	0.00%	0	0.00%	1	25.00%

**Cast Votes:** 4 100.00%      0 0.00%      0 0.00%      4 100.00%

**Over Votes:** 0 0.00%      0 0.00%      0 0.00%      0 0.00%

**Under Votes:** 0 0.00%      0 0.00%      0 0.00%      0 0.00%

Precincts			Voters		
Counted	Total	Percent	Ballots	Registered	Percent
0	17	0.00%	4	15,809	0.03%

**CITY OF LAFAYETTE BALLOT ISSUE NO. 2D, Vote For 1**

YES	3	75.00%	0	0.00%	0	0.00%	3	75.00%
NO	1	25.00%	0	0.00%	0	0.00%	1	25.00%

**Cast Votes:** 4 100.00%      0 0.00%      0 0.00%      4 100.00%

**Over Votes:** 0 0.00%      0 0.00%      0 0.00%      0 0.00%

**Under Votes:** 0 0.00%      0 0.00%      0 0.00%      0 0.00%

Precincts			Voters		
Counted	Total	Percent	Ballots	Registered	Percent
0	17	0.00%	4	15,809	0.03%

**CITY OF LONGMONT BALLOT ISSUE 2A, Vote For 1**

YES	6	54.55%	0	0.00%	0	0.00%	6	54.55%
NO	5	45.45%	0	0.00%	0	0.00%	5	45.45%

**Cast Votes:** 11 84.62%      0 0.00%      0 0.00%      11 84.62%

**Over Votes:** 0 0.00%      0 0.00%      0 0.00%      0 0.00%

**Under Votes:** 2 15.38%      0 0.00%      0 0.00%      2 15.38%

Precincts			Voters		
Counted	Total	Percent	Ballots	Registered	Percent
0	55	0.00%	13	47,692	0.03%

**Cumulative Report — Official**  
**Boulder County, Colorado — 2014 Boulder County General Election — November 04, 2014**

Total Number of Voters : 80 of 183,631 = 0.04%

Precincts Reporting 0 of 234 = 0.00%

Party	Candidate	Absentee	Early	Election	Total
-------	-----------	----------	-------	----------	-------

**TOWN OF LYONS BALLOT ISSUE 2A, Vote For 1**

YES	1	33.33%	0	0.00%	0	0.00%	1	33.33%
NO	2	66.67%	0	0.00%	0	0.00%	2	66.67%

<b>Cast Votes:</b>	3	100.00%	0	0.00%	0	0.00%	3	100.00%
<b>Over Votes:</b>	0	0.00%	0	0.00%	0	0.00%	0	0.00%
<b>Under Votes:</b>	0	0.00%	0	0.00%	0	0.00%	0	0.00%

Precincts			Voters		
Counted	Total	Percent	Ballots	Registered	Percent
0	2	0.00%	3	1,436	0.21%

**BOULDER VALLEY SCHOOL DISTRICT ISSUE 3A:, Vote For 1**

YES	21	55.26%	0	0.00%	0	0.00%	21	55.26%
NO	17	44.74%	0	0.00%	0	0.00%	17	44.74%

<b>Cast Votes:</b>	38	80.85%	0	0.00%	0	0.00%	38	80.85%
<b>Over Votes:</b>	0	0.00%	0	0.00%	0	0.00%	0	0.00%
<b>Under Votes:</b>	9	19.15%	0	0.00%	0	0.00%	9	19.15%

Precincts			Voters		
Counted	Total	Percent	Ballots	Registered	Percent
0	159	0.00%	47	119,327	0.04%

**NORTH METRO FIRE RESCUE DISTRICT ISSUE 4A, Vote For 1**

YES	3	100.00%	0	0.00%	0	0.00%	3	100.00%
NO	0	0.00%	0	0.00%	0	0.00%	0	0.00%

<b>Cast Votes:</b>	3	60.00%	0	0.00%	0	0.00%	3	60.00%
<b>Over Votes:</b>	0	0.00%	0	0.00%	0	0.00%	0	0.00%
<b>Under Votes:</b>	2	40.00%	0	0.00%	0	0.00%	2	40.00%

Precincts			Voters		
Counted	Total	Percent	Ballots	Registered	Percent
0	2	0.00%	5	117	4.27%

**Cumulative Report — Official**  
**Boulder County, Colorado — 2014 Boulder County General Election — November 04, 2014**

Total Number of Voters : 80 of 183,631 = 0.04%

Precincts Reporting 0 of 234 = 0.00%

Party	Candidate	Absentee	Early	Election	Total
-------	-----------	----------	-------	----------	-------

**COAL CREEK CANYON FPD ISSUE 4B:, Vote For 1**

YES	1	50.00%	0	0.00%	0	0.00%	1	50.00%
NO	1	50.00%	0	0.00%	0	0.00%	1	50.00%

<b>Cast Votes:</b>	2	66.67%	0	0.00%	0	0.00%	2	66.67%
<b>Over Votes:</b>	0	0.00%	0	0.00%	0	0.00%	0	0.00%
<b>Under Votes:</b>	1	33.33%	0	0.00%	0	0.00%	1	33.33%

Precincts			Voters		
Counted	Total	Percent	Ballots	Registered	Percent
0	4	0.00%	3	611	0.49%

**LYONS REGIONAL LIBRARY DISTRICT ISSUE 4C:, Vote For 1**

FOR	3	75.00%	0	0.00%	0	0.00%	3	75.00%
AGAINST	1	25.00%	0	0.00%	0	0.00%	1	25.00%

<b>Cast Votes:</b>	4	100.00%	0	0.00%	0	0.00%	4	100.00%
<b>Over Votes:</b>	0	0.00%	0	0.00%	0	0.00%	0	0.00%
<b>Under Votes:</b>	0	0.00%	0	0.00%	0	0.00%	0	0.00%


Precincts			Voters		
Counted	Total	Percent	Ballots	Registered	Percent
0	3	0.00%	4	2,144	0.19%

**SUNSHINE FPD ISSUE 5A, Vote For 1**

YES	2	66.67%	0	0.00%	0	0.00%	2	66.67%
NO	1	33.33%	0	0.00%	0	0.00%	1	33.33%

<b>Cast Votes:</b>	3	100.00%	0	0.00%	0	0.00%	3	100.00%
<b>Over Votes:</b>	0	0.00%	0	0.00%	0	0.00%	0	0.00%
<b>Under Votes:</b>	0	0.00%	0	0.00%	0	0.00%	0	0.00%

Precincts			Voters		
Counted	Total	Percent	Ballots	Registered	Percent
0	2	0.00%	3	227	1.32%



10/16/14

CC  
 10/09  
 10/9

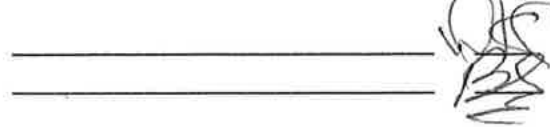


Dan Gouj  
Bo Shaffer

**Combined Cumulative Results**

Contests	MVW Total	Machine Total	Difference
<b>United States Senator</b>			
Mark Udall	24	24	0
Cory Gardner	14	14	0
Gaylon Kent	12	12	0
Raúl Acosta	6	6	0
Bill Hammons	6	6	0
Steve Shogan	3	3	0
Willoughby - UAF	1	1	0
Kathleen Rosewater Cunningham - REP	2	2	0
Overvote	0	0	0
Undervote	10	10	0
<b>Representative To The 114th United States Congress - District 2</b>			
Jared Polis	31	31	0
George Leing	21	21	0
Overvote	0	0	0
Undervote	7	7	0
<b>Representative To The 114th United States Congress - District 4</b>			
Vic Meyers	4	4	0
Ken Buck	4	4	0
Jess Loban	6	6	0
Grant Doherty	3	3	0
Overvote	0	0	0
Undervote	2	2	0
<b>Governor/Lieutenant Governor</b>			
Bob Beauprez / Jill Repella	21	21	0
John Hickenlooper / Joe Garcia	20	20	0
Harry Hempy / Scott Olson	8	8	0
Matthew Hess / Brandon Young	7	7	0
Mike Dunafon / Robin J. Roberts	9	9	0
Paul Noel Fiorino / Charles George Whitley	4	4	0
Marcus Giavanni / Joshua Yballa - UAF / REP	1	1	0
Overvote	0	0	0
Undervote	8	8	0
<b>Secretary Of State</b>			
Joe Neguse	26	26	0
Wayne W. Williams	20	20	0
Amanda Campbell	17	17	0
Dave Schambach	9	9	0
Overvote	0	0	0
Undervote	6	6	0






**Combined Cumulative Results**

Contests	MVW Total	Machine Total	Difference
<b>State Treasurer</b>			
Walker Stapleton	24	24	0
Betsy Markey	27	27	0
David Jurist	21	21	0
Overvote	0	0	0
Undervote	6	6	0
<b>Attorney General</b>			
Don Quick	22	22	0
Cynthia Coffman	29	29	0
David K. Williams	19	19	0
Overvote	0	0	0
Undervote	8	8	0
<b>Regent Of The University Of Colorado - Congressional District 2</b>			
Kim McGahey	14	14	0
Linda Shoemaker	23	23	0
Daniel Ong	16	16	0
Overvote	0	0	0
Undervote	6	6	0
<b>State Senate - District 16</b>			
Jeanne Nicholson	4	4	0
Tim Neville	3	3	0
Overvote	0	0	0
Undervote	1	1	0
<b>State Representative - District 10</b>			
Dickey Lee Hullinghorst	7	7	0
Overvote	0	0	0
Undervote	6	6	0
<b>State Representative - District 11</b>			
Charlie Plaginos	5	5	0
Jonathan Singer	6	6	0
Bill Gibson	5	5	0
Overvote	0	0	0
Undervote	0	0	0
<b>State Representative - District 12</b>			
Mike Foote	12	12	0
Overvote	0	0	0
Undervote	14	14	0




\_\_\_\_\_  
 \_\_\_\_\_



**Combined Cumulative Results**

Contests	MVW Total	Machine Total	Difference
<b>State Representative - District 13</b>			
Michael James Hocevar	6	6	0
KC Becker	3	3	0
Overvote	0	0	0
Undervote	0	0	0
<b>State Representative - District 33</b>			
Marijo Tinlin	5	5	0
Dianne Primavera	7	7	0
Carter Reid	2	2	0
Overvote	0	0	0
Undervote	0	0	0
<b>District O Regional Transportation District Director</b>			
Elizabeth Adams	20	20	0
Chuck Sisk	23	23	0
Overvote	0	0	0
Undervote	6	6	0
<b>County Commissioner - District 3</b>			
Cindy Domenico	28	28	0
Randy Luallin	27	27	0
Kai Abelkis	13	13	0
Overvote	0	0	0
Undervote	10	10	0
<b>County Clerk &amp; Recorder</b>			
Hillary Hall	26	26	0
Ralph "Ralphy" Shnelvar	45	45	0
Overvote	0	0	0
Undervote	7	7	0
<b>County Treasurer</b>			
Paul Weissmann	48	48	0
Overvote	0	0	0
Undervote	30	30	0
<b>County Assessor</b>			
Jerry M Roberts	51	51	0
Overvote	0	0	0
Undervote	27	27	0
<b>County Sheriff</b>			
Joseph K. Pelle	41	41	0
Toby Fernsler - UAF	10	10	0
Overvote	0	0	0
Undervote	27	27	0

\_\_\_\_\_  
 \_\_\_\_\_  


**Combined Cumulative Results**

Contests	MVW Total	Machine Total	Difference
<b>County Surveyor</b>			
Lee Stadele	51	51	0
Overvote	0	0	0
Undervote	27	27	0
<b>County Coroner</b>			
Emma R. Hall	51	51	0
Overvote	0	0	0
Undervote	27	27	0
<b>City of Louisville City Council Person Ward I</b>			
Chris Leh	1	1	0
Cory Nickerson	2	2	0
Susan Honstein	0	0	0
Overvote	0	0	0
Undervote	0	0	0
<b>Town of Superior - Mayor</b>			
Clint Folsom	3	3	0
Gladys M. Forshee	2	2	0
Overvote	0	0	0
Undervote	0	0	0
<b>Town of Superior - Trustee (Vote for Three)</b>			
Sandy Pennington	2	2	0
Rita Dozal	0	0	0
Anthony Stewart	3	3	0
Colleen Callin	1	1	0
Chris Hanson	3	3	0
Overvote	0	0	0
Undervote	6	6	0
<b>Justice Of The Colorado Supreme Court - Brian D. Boatright</b>			
YES	39	39	0
NO	29	29	0
Overvote	0	0	0
Undervote	10	10	0
<b>Justice Of The Colorado Supreme Court - Monica M. Marquez</b>			
YES	37	37	0
NO	30	30	0
Overvote	0	0	0
Undervote	11	11	0

**Combined Cumulative Results**


Contests	MVW Total	Machine Total	Difference
<b>Court Of Appeals - Terry Fox</b>			
YES	32	32	0
NO	34	34	0
Overvote	0	0	0
Undervote	12	12	0
<b>Court Of Appeals - Alan M. Loeb</b>			
YES	36	36	0
NO	32	32	0
Overvote	0	0	0
Undervote	10	10	0
<b>District Judge - 20th Judicial District - Ingrid S. Bakke</b>			
YES	39	39	0
NO	28	28	0
Overvote	0	0	0
Undervote	11	11	0
<b>District Judge - 20th Judicial District - Maria E. Berkenkotter</b>			
YES	40	40	0
NO	28	28	0
Overvote	0	0	0
Undervote	10	10	0
<b>District Judge - 20th Judicial District - Patrick Butler</b>			
YES	36	36	0
NO	31	31	0
Overvote	0	0	0
Undervote	11	11	0
<b>District Judge - 20th Judicial District - Judith L. LaBuda</b>			
YES	34	34	0
NO	33	33	0
Overvote	0	0	0
Undervote	11	11	0
<b>District Judge - 20th Judicial District - Andrew Ross Macdonald</b>			
YES	36	36	0
NO	29	29	0
Overvote	0	0	0
Undervote	13	13	0
<b>County Judge, Boulder - David Archuleta</b>			
YES	40	40	0
NO	27	27	0
Overvote	0	0	0
Undervote	11	11	0

**Combined Cumulative Results**

Contests	Machine		Difference
	MVW Total	Total	
<b>County Judge, Boulder - Noel E. Blum</b>			
YES	33	33	0
NO	31	31	0
Overvote	0	0	0
Undervote	14	14	0
<b>County Judge, Boulder - Karolyn Moore</b>			
YES	34	34	0
NO	30	30	0
Overvote	0	0	0
Undervote	14	14	0
<b>County Judge, Boulder - Norma A. Sierra</b>			
YES	27	27	0
NO	35	35	0
Overvote	0	0	0
Undervote	16	16	0
<b>Amendment 67 (CONSTITUTIONAL)</b>			
YES/FOR	37	37	0
NO/AGAINST	30	30	0
Overvote	0	0	0
Undervote	11	11	0
<b>Amendment 68 (CONSTITUTIONAL)</b>			
YES/FOR	33	33	0
NO/AGAINST	35	35	0
Overvote	0	0	0
Undervote	10	10	0
<b>Proposition 104 (STATUTORY)</b>			
YES/FOR	38	38	0
NO/AGAINST	29	29	0
Overvote	0	0	0
Undervote	11	11	0
<b>Proposition 105 (STATUTORY)</b>			
YES/FOR	37	37	0
NO/AGAINST	29	29	0
Overvote	0	0	0
Undervote	12	12	0
<b>BOULDER COUNTY BALLOT ISSUE 1A</b>			
YES	34	34	0
NO	32	32	0
Overvote	0	0	0
Undervote	12	12	0

\_\_\_\_\_

\_\_\_\_\_




**Combined Cumulative Results**

Contests	Machine		Difference
	MVW Total	Total	
<b>BOULDER COUNTY BALLOT ISSUE 1B</b>			
YES	32	32	0
NO	34	34	0
Overvote	0	0	0
Undervote	12	12	0
<b>CITY OF BOULDER BALLOT ISSUE NO. 2A</b>			
FOR THE ISSUE	5	5	0
AGAINST THE ISSUE	1	1	0
Overvote	0	0	0
Undervote	4	4	0
<b>City of Boulder Ballot Question No. 2B</b>			
For the Measure	5	5	0
Against the Measure	1	1	0
Overvote	0	0	0
Undervote	4	4	0
<b>City of Boulder Ballot Question No. 2C</b>			
For the Measure	5	5	0
Against the Measure	1	1	0
Overvote	0	0	0
Undervote	4	4	0
<b>CITY OF LAFAYETTE BALLOT ISSUE NO. 2A</b>			
YES	4	4	0
NO	0	0	0
Overvote	0	0	0
Undervote	0	0	0
<b>CITY OF LAFAYETTE BALLOT ISSUE NO. 2B</b>			
YES	1	1	0
NO	3	3	0
Overvote	0	0	0
Undervote	0	0	0
<b>CITY OF LAFAYETTE BALLOT ISSUE NO. 2C</b>			
YES	3	3	0
NO	1	1	0
Overvote	0	0	0
Undervote	0	0	0
<b>CITY OF LAFAYETTE BALLOT ISSUE NO. 2D</b>			
YES	3	3	0
NO	1	1	0
Overvote	0	0	0
Undervote	0	0	0

\_\_\_\_\_

\_\_\_\_\_



**Combined Cumulative Results**

Contests	Machine		Difference
	MVW Total	Total	
<b>CITY OF LONGMONT BALLOT ISSUE 2A</b>			
YES	6	6	0
NO	5	5	0
Overvote	0	0	0
Undervote	2	2	0
<b>TOWN OF LYONS BALLOT ISSUE 2A</b>			
YES	1	1	0
NO	2	2	0
Overvote	0	0	0
Undervote	0	0	0
<b>BOULDER VALLEY SCHOOL DISTRICT RE-2 BALLOT ISSUE 3A:</b>			
YES	21	21	0
NO	17	17	0
Overvote	0	0	0
Undervote	9	9	0
<b>NORTH METRO FIRE RESCUE DISTRICT BALLOT ISSUE 4A</b>			
YES	3	3	0
NO	0	0	0
Overvote	0	0	0
Undervote	2	2	0
<b>COAL CREEK CANYON FIRE PROTECTION DISTRICT BALLOT ISSUE 4B:</b>			
YES	1	1	0
NO	1	1	0
Overvote	0	0	0
Undervote	1	1	0
<b>LYONS REGIONAL LIBRARY DISTRICT BALLOT ISSUE 4C:</b>			
FOR	3	3	0
AGAINST	1	1	0
Overvote	0	0	0
Undervote	0	0	0
<b>SUNSHINE FIRE PROTECTION DISTRICT BALLOT ISSUE 5A</b>			
YES	2	2	0
NO	1	1	0
Overvote	0	0	0
Undervote	0	0	0