

Boulder County Audit Report
Generated 07/10/2018 10:11 AM
Primary Election - 06/26/2018

Audit Random Seed 87642966857752123362
Audit Risk Limit 0.050

Total Ballot Cards In Manifest 83813
Total CVRs in CVR Export File 83813
Total Ballot Cards Audited 137
Number of Audit Rounds 2

Round Summary	1	2	Total
Ballot Cards Audited	134	3	137
Discrepancies (Audited Contests)	1	0	1
Discrepancies (Non-Audited Contests)	1	0	1
Disagreements (Audited Contests)	0	0	0
Disagreements (Non-Audited Contests)	0	0	0

Audited Contests

Attorney General - DEM - Vote For 1	Choice	W/L	Votes	Margin	Diluted Margin %
	Phil Weiser	W	33035	4718	5.62919833
	Joe Salazar	L	28317		

Governor - REP - Vote For 1	Choice	W/L	Votes	Margin	Diluted Margin %
	Walker Stapleton	W	8247	3901	4.65440922
	Victor Mitchell	L	4346		
	Greg Lopez	L	1840		
	Doug Robinson	L	1583		

Round 1

Number of Ballot Cards Audited

134

Discrepancies Recorded

Audited Contest

1

Unaudited Contest

1

No Disagreements Recorded

Ballot Cards Selected

Imprinted ID

Audited

Discrepancy

Disagreement

1-1-50

Yes

No

No

1-4-87

Yes

No

No

1-7-73

Yes

No

No

1-11-61

Yes

No

No

1-16-54

Yes

No

No

1-16-100

Yes

No

No

1-21-29

Yes

No

No

1-25-106

Yes

No

No

1-30-99

Yes

No

No

1-34-41

Yes

No

No

1-37-131

Yes

No

No

1-38-131

Yes

No

No

1-44-36

Yes

No

No

1-49-11

Yes

No

No

1-52-95

Yes

No

No

1-58-1

Yes

No

No

1-59-40

Yes

No

No

1-60-3

Yes

No

No

1-60-111

Yes

No

No

1-63-122

Yes

No

No

1-73-10

Yes

No

No

1-74-28

Yes

No

No

1-75-137	Yes	No	No
1-75-149	Yes	No	No
2-2-81	Yes	No	No
2-6-20	Yes	No	No
2-6-76	Yes	No	No
2-9-84	Yes	No	No
2-19-54	Yes	No	No
2-20-6	Yes	No	No
2-25-138	Yes	No	No
2-30-46	Yes	No	No
2-34-108	Yes	No	No
2-35-116	Yes	No	No
2-36-79	Yes	No	No
2-45-88	Yes	No	No
3-2-94	Yes	No	No
3-4-115	Yes	No	No
3-16-147	Yes	No	No
3-24-131	Yes	No	No
3-31-94	Yes	No	No
3-34-57	Yes	No	No
3-36-27	Yes	No	No
3-37-29	Yes	No	No
3-38-119	Yes	No	No
3-48-123	Yes	No	No
3-55-86	Yes	No	No
3-58-122	Yes	No	No
3-61-37	Yes	No	No
4-1-49	Yes	No	No
4-4-54	Yes	No	No
4-5-97	Yes	No	No
4-10-104	Yes	No	No
4-14-69	Yes	No	No

4-21-4	Yes	No	No
4-24-124	Yes	No	No
4-28-85	Yes	No	No
4-29-79	Yes	No	No
4-31-3	Yes	No	No
4-34-119	Yes	No	No
4-34-131	Yes	No	No
4-35-70	Yes	No	No
4-40-41	Yes	No	No
4-44-56	Yes	No	No
4-49-130	Yes	No	No
4-53-5	Yes	No	No
4-60-107	Yes	No	No
4-63-7	Yes	No	No
5-2-31	Yes	No	No
5-3-83	Yes	No	No
5-9-124	Yes	No	No
5-11-82	Yes	No	No
5-11-94	Yes	No	No
5-14-32	Yes	No	No
5-17-45	Yes	Yes	No
5-25-27	Yes	No	No
5-36-69	Yes	No	No
5-47-71	Yes	No	No
5-50-51	Yes	No	No
5-51-47	Yes	No	No
5-51-126	Yes	No	No
5-52-125	Yes	No	No
5-54-78	Yes	No	No
5-56-67	Yes	No	No
5-57-77	Yes	No	No
5-58-144	Yes	No	No

5-60-58	Yes	No	No
6-1-61	Yes	No	No
6-4-32	Yes	No	No
6-5-69	Yes	No	No
6-5-93	Yes	No	No
6-6-63	Yes	No	No
6-14-97	Yes	No	No
6-15-1	Yes	No	No
6-21-17	Yes	No	No
6-36-7	Yes	No	No
6-37-64	Yes	No	No
6-43-102	Yes	No	No
6-43-112	Yes	No	No
6-49-143	Yes	No	No
7-7-148	Yes	No	No
7-15-48	Yes	No	No
7-26-50	Yes	No	No
7-27-111	Yes	No	No
7-35-24	Yes	No	No
8-3-31	Yes	No	No
8-3-42	Yes	No	No
8-3-141	Yes	No	No
8-22-50	Yes	No	No
8-26-73	Yes	No	No
8-31-121	Yes	No	No
8-32-47	Yes	No	No
8-32-76	Yes	No	No
8-36-111	Yes	No	No
8-42-50	Yes	No	No
8-43-59	Yes	No	No
8-48-34	Yes	No	No
8-49-111	Yes	No	No

9-2-25	Yes	No	No
9-7-38	Yes	No	No
9-10-58	Yes	No	No
9-18-25	Yes	No	No
9-20-43	Yes	No	No
9-23-63	Yes	No	No
9-23-122	Yes	No	No
9-27-32	Yes	No	No
9-37-71	Yes	No	No
9-42-63	Yes	No	No
10-18-79	Yes	No	No
10-26-49	Yes	No	No
10-28-82	Yes	No	No
10-38-101	Yes	No	No
10-41-31	Yes	No	No
10-42-35	Yes	No	No

Round 2

Number of Ballot Cards Audited 3

No Discrepancies Recorded
No Disagreements Recorded

Ballot Cards Selected

Imprinted ID	Audited	Discrepancy	Disagreement
5-8-127	Yes	No	No
6-33-100	Yes	No	No
8-4-86	Yes	No	No

7/10/2018

Affirmation

We hereby affirm that the results presented in this report are accurate to the best of our knowledge.

*Ballot 5-17-0139 was originally pulled and entered instead of ballot 5-17-0045 because both ballots had the imprint 5-17-0045 on opposite sides of the ballot. Both ballots were scanned twice as the result of being rejected the first time. After the error was detected, the audit board inspected and verified the correct ballot.

Audit Board Member

[Redacted Signature]

Date:

July 10, 2018

Audit Board Member

[Redacted Signature]

Date:

7/10/18

County Clerk

[Redacted Signature]

Date:

7/10/18



Boulder County 2018 Primary Election

Reconciliation Report

June 26, 2018

OVERVIEW

The purpose of the canvass is to account for every ballot cast and ensure that every valid vote cast is included in the election totals. This involves accounting for every mail ballot, every in-person ballot, every provisional ballot, every challenged ballot, and every military and overseas ballot (UOCAVA). As outlined in Colorado Revised Statutes, Title 1, Rule 1-10-101.5 Duties of the canvass board:

- 1) The canvass board shall:
 - (a) Reconcile the ballots cast in an election to confirm that the number of ballots counted in that election does not exceed the number of ballots cast in that election;
 - (b) Reconcile the ballots cast in each precinct in the county to confirm that the number of ballots cast does not exceed the number of registered electors in the precinct; and
 - (c) Certify the abstract of votes cast in any election and transmit the certification to the secretary of state. A majority of canvass board members' signatures shall be sufficient to certify the abstract of votes cast in any election. When unable to certify the abstract of votes by the majority of the board for any reason, the canvass board shall transmit the noncertified abstract of votes to the secretary of state along with a written report detailing the reason for noncertification.

The Canvass Board's duties regarding reconciliation are included in Election Rules [8 CCR 1505-1], Rule 10.3.2(a):

- (a) Conduct the canvass in accordance with section 1-10-101.5, C.R.S, including:
 - (d) Account and balance the election and certify the official abstract of votes;
 - (e) Reconcile the number of ballots counted to the number of ballots cast; and
 - (f) Reconcile the number of ballots cast to the number of voters who voted by reviewing the reconciled detailed ballot logs and Statement of Ballots.

In order to reconcile the election, we track both issued ballots and voted ballots as they pass through the election process. This report will present summary data regarding the overall election, a detailed accounting of ballots on a precinct-by-precinct basis, and the processes that provide the evidence to allow the Canvass Board to fulfill its statutory duty. The reconciliation process primarily focuses on the distribution and reception of ballots through the assignment of voter credit.

An overview of the election process is illustrated in Figure 1:

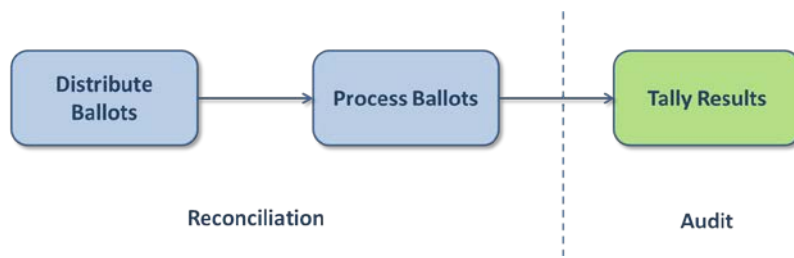


Figure 1

BALLOTS DISTRIBUTED

Ballots are sent to all active eligible voters; eligible voters are a subset of registered voters that are active, reside in one of the jurisdictions on the ballot, and are 18 years old or older on Election Day. Figure 2 is an overview of the process of mailing ballots.

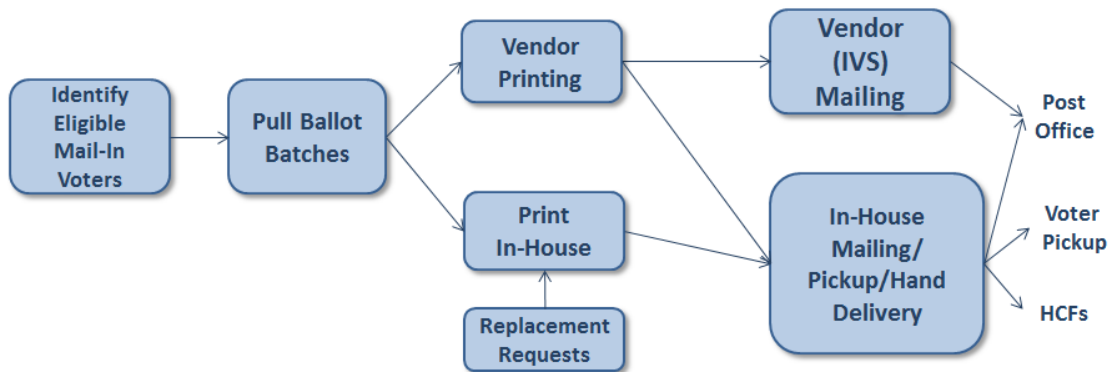


Figure 2

The Boulder County Elections Division uses a printing and mailing vendor for the majority of the mail ballots sent. Ballot images and addressing information are provided to the vendor several weeks before ballots are to be mailed. During the interim weeks between when this information is initially transmitted to the vendor and the mail drop date, we receive and process numerous voter registration changes. Some of these changes result in voiding ballots that have already been printed by the vendor but have not yet been mailed. As outlined in Election Rules [8 CCR 1505-1], Rule 7.2.4(a)(1) and 7.2.4(a)(2), we work with the vendor to find and secure these voided ballots so that they do not enter the mail stream. For this election, voids were pulled twice, securing 1,708 voided ballots. In addition, 347 ballots were pulled for the purposes of hand-delivery to Health Care Facilities (HCFs) and 470 ballots were pulled to perform Boulder County’s Logic and Accuracy Test (LAT). There were 17 ballots initially sent to the vendor for printing that they could not fulfill and subsequently we printed them in-house in order to meet the mail deadline. Figure 3 provides information regarding the ballot batches that were sent to the vendor for printing and the ballots that were returned, the sum of which is the net number of ballots that were expected to be mailed. Figure 3 also shows a summary of the ballots that were actually mailed based on postal receipts provided by the vendor. Based on these numbers, the ballots reported as mailed by the vendor match our expected-to-be-mailed counts.

Mailed Ballots Reconciliation				
	Batch Date	Original Number in Batch	LAT Ballots Returned from Vendor	Ballots Returned from Vendor
Batch 02 - UOCAVA Mail	5/8/2018	1,104		
Batch 03 - HCF	5/8/2018	347		347
Batch 04 - ID Required	5/8/2018	447		
Batch 05 - Regular	5/8/2018	197,119	470	
Void Pull #1	5/22/2018			838
Batch 25 - ID Required	5/30/2018	42		
Batch 26 - Regular	5/30/2018	2,158		
Void Pull #2	5/31/2018			870
Batch 35 - ID Required	6/6/2018	20		
Batch 36 - Regular	6/6/2018	481		
Batch 43 - ID Required	6/11/2018	66		
Batch 44 - Regular	6/11/2018	954		
Batch 50 - ID Required	6/15/2018	13		
Batch 51 - Regular	6/15/2018	955		
Batch 55 - ID Required	6/18/2018	9		3
Batch 56 - Regular	6/18/2018	497		14
Totals		204,212	470	2,072
Total Expected to be Mailed		201,670		
UOCAVA Mailed		1,104		
USPS Bulk Mailed by Vendor		199,721		
Metered First Class Mailed by Vendor		845		
Total Mailed by Vendor (receipts)		201,670		
Final Difference		0		

Figure 3

The majority of our mail ballots were printed and mailed through our vendor. However, if a voter registers or changes their registration after we have sent the last order to the vendor, that voter's ballot is printed in-house and taken directly to the local USPS facility to be mailed. This process continues until the statutory deadline of 8 days prior to the election. After such date, late registrants must visit a Voter Service and Polling Center (VSPC) to request a ballot. If a change to a voter's record is made after the mail deadline, they are subsequently contacted through various means (postcard, email, and phone call) to let them know they would need to visit a VSPC in order to vote their ballot. For this election, we processed 162 in-house mail ballots and there were 783 voters that made changes to their voter record after the mail cut off.

Appendix 1 provides a precinct-by-precinct accounting of all ballots printed by the vendor, ballots printed in-house, ballots voided, ballots generated after the last mailing day, and ballots that were processed in a VSPC. Furthermore, Appendix 1 reconciles the number of active voters in Boulder County as of Election Day to the number of active ballots in order to ensure that every voter had an active ballot. Any differences are researched and are most commonly attributed to a voter moving to another precinct or county but returning the ballot they were issued while at their previous address. If this situation happens within Boulder County, it will show a discrepancy at the precinct level but

will net to zero (meaning we can still reconcile an active voter to an active ballot at the county level). If a voter moves to Boulder County from another county and returns the ballot they were issued from the previous county it will show an overall discrepancy and would appear as if we have an active voter with no active ballot. Election Rules [8 CCR 1505-1], Rule 7.2.4(a)(2)(b) states that “the county must count the first ballot returned by the elector in accordance with section 1-7.5-107(6), C.R.S.”. Therefore, since a voter may not have two active ballots, the new ballot is voided, leaving a discrepancy. There are numerous situations that occur with voter records that can lead to additional differences and are explained in the Explanation of Differences at the bottom of Appendix 1.

BALLOTS RECEIVED (ACCEPTED OR REJECTED)

Mail ballots are received in several ways: (1) the Post Office, (2) secure 24-hour ballot drop boxes, (3) drop-off ballot boxes located at Voter Service and Polling Centers, and (4) drive-by drop-off locations. These ballots are validated by election judges, accepted or rejected, and recorded accordingly in SCORE. Voted paper ballots from Voter Service and Polling Center (VSPC) locations arrive in separate ballot boxes from the mail-in ballots. Because vote credit was already recorded in SCORE and their ID was verified at the VSPC locations, these ballots go directly to scanning, adjudication, and tallying after being batched. Figure 4 illustrates the process by which ballots are received and counted.

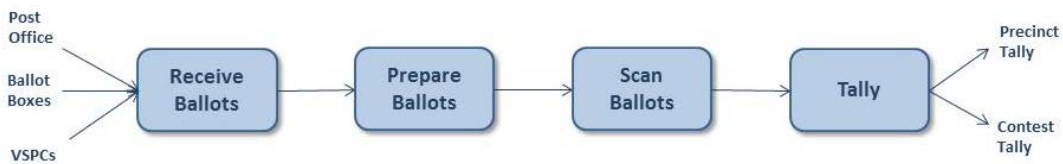


Figure 4

Determining whether a ballot is accepted or rejected is based on several factors. For example, it may be rejected because the signature on the ballot envelope does not match the voter registration record, the envelope may be missing a signature, or the returned ballot may be missing a required ID. Letters are sent to these voters allowing them to “cure” their ballot envelope by returning a signed affidavit with a copy of their ID (due by the 8th day after the election). Only the ballots associated with accepted envelopes proceed through the process to scanning, adjudication, and tallying; there were 827 rejected ballots and the breakdown of these numbers are summarized in Figure 5 (these numbers can also be found in the SCORE BP-012B - Mail Ballot Reconciliation Report).

Rejected Ballots	
Convicted Felon	1
Verification Affidavit Not Complete	1
Empty Envelope	6
ID Required Not Provided	7
Voted Wrong Primary Party Ballot	11
Void / Not Voted	67
No Signature	74
Voted More Than One Ballot	203
Signature Discrepancy	457
Total	827

Figure 5

Appendix 2 provides a precinct-by-precinct accounting of eligible voters, ballots received, and ballots counted. In order to fulfill the statutory requirement of Election Rules [8 CCR 1505-1], Rule 10.3.2(a), Appendix 2 includes four sections: Eligible Voters, SCORE Voter Credit and Ballots Cast, Dominion Ballots, and a Reconciliation section. The Eligible Voters section includes both active and inactive voters, providing the total number of registered electors. On the received side (SCORE Voter Credit and Ballots Cast), is the number of ballots accepted in SCORE for both Mail-In and In-Person voters and the number of rejected ballots; the sum of these three categories provides the number of ballots cast. On the counted side (Dominion Ballots), is a column that accounts for the number of ballots counted by the tabulation system (Dominion). The Reconciliation section provides the information to fulfill the statutory requirements and assist with the duties of the canvass board. Based on these numbers, we can confirm that the number of ballots counted (85,351) in this election does not exceed the number of ballots cast (86,182) in this election. We can also confirm that the number of ballots cast in each precinct in the county does not exceed the number of registered electors in the precinct. We have also reconciled the number of ballots counted to the number of ballots cast. At the county level, we have a difference of 4 (4 uncounted ballots). Of these 4, 1 is due to a Broomfield County ballot found in a Boulder County envelope after extraction so vote credit could not be removed and the remaining 3 were due to envelopes that contained incorrect party ballots found after extraction so vote credit could not be removed.

SCORE Disposition		Tally of Ballots Counted	
Accepted Mail-Ballot	84,003	Precinct Ballots Counted	85,351
Voted In-Person	1,352	Landowner Ballots Counted	0
Provisional	0	Total	85,351
Total SCORE	85,355		
Landowner ballots	0		
Total Accepted	85,355		
Rejected	827		
Total Ballots Cast	86,182		

Figure 6

Additionally, for this primary election, Election Rule 10.5.1(i) requires the reporting of the number of ballots cast in each party's primary election including totals for:

- (1) Ballots accepted in each party's primary election by affiliated and unaffiliated voters; and

Ballots Accepted By Party			
	Mail	In Person	Total
Democrat (DEM)	49,458	901	50,359
Republican (REP)	12,982	96	13,078
Unaffiliated (UAF)	21,563	355	21,918
Total	84,003	1,352	85,355

Figure 7

- (2) Ballots rejected by each code.

Rejected Ballots				
	DEM	REP	UAF	Total
Convicted Felon	0	1	0	1
Verification Affidavit Not Complete	1	0	0	1
Empty Envelope	2	2	2	6
ID Required Not Provided	4	0	3	7
Voted Wrong Primary Party Ballot	4	7	0	11
Void / Not Voted	30	13	24	67
No Signature	41	12	21	74
Voted More Than One Ballot	0	0	203	203
Signature Discrepancy	227	36	194	457
Total	309	71	447	827

Figure 8

PROVISIONAL, DAMAGED, AND EMERGENCY BALLOTS

Election Rule 10.5.1(d) requires the reporting of the provisional ballot information below (see the SCORE BP-012C - Provisional Ballot Statistics report for detail):

Provisional Ballot Summary	
Accepted:	0
Rejected:	3
Provisional Ballot Total:	3

Figure 9

Election Rule 10.5.1(g) requires the reporting of emergency replacement ballots:

Emergency Ballot Summary	
Accepted:	2
Rejected:	0
Total:	2

Figure 10

Election Rule 10.5.1(h) requires the reporting of damaged and spoiled ballots:

Damaged/Spoiled Ballot Summary	
Damaged (Duplicated) Ballots:	124
Spoiled Ballots from VSPCs:	117
Total:	241

Figure 11

STATUTORY REQUIREMENT FULFILLED

Based on the research performed during this canvass and reported herein, it has been determined that the requirements of the Colorado Revised Statute 1-10-101 have been met. The number of votes counted is equal to or less than the number of ballots cast (accepted plus rejected ballots) and the number of ballots cast is equal to or less than the number of registered voters. For this election, these numbers are as follows:

Votes Counted:	85,351
Ballots Cast:	86,185
Active Voters:	202,287
Inactive Voters:	33,890
Registered Electors:	236,177

Figure 12

The Active Voters number above includes 528 confidential voters and the Inactive Voters number includes 47 confidential voters. Confidential voters will not be identified in any publicly available reports.

Ballots Cast includes ballots that are ultimately not counted for various reasons. The most common reasons include: the voter failed to sign the ballot envelope, the voter failed to provide ID when required, or the voter's signature did not match the reference signature on file. Voters have until 11:59 p.m. on the 8th day following Election Day to rectify these issues. However, not every voter does so in this timeframe. If they do not, their cast ballot is not counted.

** All voter registration numbers reported herein are as of Election Day and do not include Active voters under 18.*

Appendix 1 - Ballots Distributed

Eligible Voters			Ballots Distributed						Difference
Precinct	Active Voters	Inactive Voters	IVS Printed	In-House Printed	Voided	Registered After Mail Cut-Off	In-Person Ballots	Total Active Ballots	Total
100	1,334	133	1,347	7	30	5	5	1,334	0
101	1,208	130	1,223	7	29	4	3	1,208	0
102	935	430	975	6	70	17	6	934	1
103	1,121	72	1,121	12	22	3	7	1,121	0
104	1,065	82	1,069	4	13	2	3	1,065	0
105	435	84	435	6	11	2	2	434	1
106	1,003	61	1,009	3	16	3	4	1,003	0
107	738	66	739	9	16	3	3	738	0
200	634	49	637	7	12	1	2	635	-1
201	650	60	648	7	13	1	7	650	0
202	1,065	146	1,080	12	33	0	6	1,065	0
203	987	34	998	9	23	1	2	987	0
204	964	97	980	8	25	1	1	965	-1
205	943	47	970	7	45	6	6	944	-1
206	534	22	541	5	16	2	2	534	0
207	924	70	926	8	22	3	9	924	0
208	1,026	81	1,037	5	19	1	2	1,026	0
209	605	20	615	1	16	2	3	605	0
210	898	72	900	7	17	3	4	897	1
211	1,039	112	1,043	8	19	1	6	1,039	0
212	1,181	154	1,201	14	43	4	7	1,183	-2
213	1,202	123	1,234	8	51	3	5	1,199	3
214	1,184	125	1,191	12	31	1	10	1,183	1
215	823	69	827	10	23	5	3	822	1
300	1,411	183	1,449	15	72	7	12	1,411	0
301	1,713	156	1,725	5	51	5	29	1,713	0
302	1,321	113	1,317	15	35	8	15	1,320	1
303	864	149	873	6	27	4	7	863	1
304	872	59	875	6	12	1	3	873	-1
305	1,052	151	1,064	15	41	4	10	1,052	0
306	1,155	123	1,162	6	30	5	10	1,153	2
307	867	222	873	8	20	3	2	866	1
308	932	119	948	4	28	7	3	934	-2
309	1,083	107	1,090	7	18	2	2	1,083	0
310	1,251	134	1,261	5	25	6	4	1,251	0
311	762	104	778	8	33	6	3	762	0
312	932	61	938	16	27	2	3	932	0
313	1,264	90	1,277	15	35	2	5	1,264	0
314	1,348	61	1,358	15	38	1	13	1,349	-1
315	790	95	800	5	18	1	2	790	0
316	1,158	76	1,169	13	35	6	5	1,158	0
400	130	3	131	1	3	0	1	130	0
401	686	47	684	14	15	2	1	686	0
402	619	29	619	7	8	0	1	619	0
403	929	62	939	14	30	0	7	930	-1
404	918	77	925	6	17	1	4	919	-1
405	492	25	485	10	9	2	4	492	0
406	679	23	684	4	11	0	3	680	-1
407	441	27	443	5	10	1	2	441	0
408	1,193	127	1,198	10	21	2	4	1,193	0
409	1,557	129	1,573	14	36	3	3	1,557	0
410	1,089	67	1,090	7	11	2	1	1,089	0
411	1,093	36	1,101	4	16	1	3	1,093	0
412	1,635	99	1,645	8	30	5	7	1,635	0

Appendix 1 - Ballots Distributed

Eligible Voters			Ballots Distributed						Difference
Precinct	Active Voters	Inactive Voters	IVS Printed	In-House Printed	Voided	Registered After Mail Cut-Off	In-Person Ballots	Total Active Ballots	Total
413	1,184	111	1,193	8	19	0	3	1,185	-1
500	867	111	883	8	34	6	5	868	-1
501	891	59	899	11	21	1	1	891	0
502	1,020	64	1,027	12	30	1	10	1,020	0
503	1,381	108	1,400	14	47	2	13	1,382	-1
504	730	37	734	9	19	3	3	730	0
505	800	95	808	12	32	6	6	800	0
506	596	47	605	4	12	1	1	599	-3
507	1,148	90	1,149	10	16	0	4	1,147	1
508	726	65	741	7	29	3	4	726	0
600	1,622	153	1,627	18	39	8	9	1,623	-1
601	1,498	126	1,506	8	34	8	9	1,497	1
602	770	78	778	3	14	0	3	770	0
603	1,224	134	1,243	9	37	5	5	1,225	-1
604	957	79	961	3	11	3	1	957	0
605	1,010	107	1,022	5	26	3	7	1,011	-1
606	805	89	798	6	6	5	2	805	0
607	967	106	978	2	20	3	4	967	0
608	886	160	896	4	19	1	4	886	0
609	484	133	486	0	7	3	2	484	0
610	1,529	277	1,565	5	59	7	12	1,530	-1
611	1,045	118	1,051	5	21	5	6	1,046	-1
612	910	69	910	6	14	4	4	910	0
613	829	61	840	7	23	2	3	829	0
614	1,367	122	1,381	14	46	8	10	1,367	0
615	771	62	780	4	20	3	3	770	1
616	1,055	77	1,056	4	13	1	7	1,055	0
617	1,852	192	1,859	21	50	11	6	1,847	5
618	1,701	105	1,703	15	25	7	3	1,703	-2
619	1,444	324	1,455	9	51	13	14	1,440	4
620	1,284	236	1,297	9	33	4	3	1,280	4
621	1,017	102	1,020	12	19	1	3	1,017	0
622	729	93	737	4	19	0	7	729	0
623	1,127	216	1,145	9	40	5	9	1,128	-1
624	795	136	819	3	40	7	6	795	0
625	794	83	802	8	28	5	7	794	0
626	1,013	133	1,021	6	24	5	4	1,012	1
627	741	155	747	2	18	6	5	742	-1
628	910	81	913	5	16	3	4	909	1
629	561	73	563	4	12	2	4	561	0
630	831	147	834	2	10	1	3	830	1
631	640	99	643	4	13	3	3	640	0
632	1,171	107	1,180	8	25	6	1	1,170	1
633	872	208	871	3	13	3	6	870	2
634	741	138	756	0	17	1	2	742	-1
635	778	79	784	3	14	2	2	777	1
636	1,130	84	1,145	6	29	3	4	1,129	1
637	1,176	203	1,179	9	18	2	3	1,175	1
638	942	63	956	4	23	2	3	942	0
639	878	65	875	8	15	4	6	878	0
640	837	81	838	8	17	4	3	836	1
641	791	86	794	9	18	4	1	790	1
642	1,173	126	1,181	5	25	4	8	1,173	0
643	745	97	746	5	12	2	5	746	-1

Appendix 1 - Ballots Distributed

Eligible Voters			Ballots Distributed						Difference
Precinct	Active Voters	Inactive Voters	IVS Printed	In-House Printed	Voided	Registered After Mail Cut-Off	In-Person Ballots	Total Active Ballots	Total
644	800	198	814	2	23	2	5	800	0
645	825	82	828	7	11	0	1	825	0
646	886	87	889	6	17	3	5	886	0
647	1,394	111	1,394	21	35	4	8	1,392	2
648	998	175	999	8	17	5	4	999	-1
649	737	154	735	7	14	5	5	738	-1
650	763	88	758	10	11	3	3	763	0
651	906	109	919	6	25	2	4	906	0
652	945	217	956	3	20	5	1	945	0
653	728	30	729	3	4	1	0	729	-1
654	1,226	258	1,243	15	45	10	4	1,227	-1
700	912	78	917	16	26	2	3	912	0
701	558	31	557	3	8	1	5	558	0
702	342	25	343	2	7	2	0	340	2
703	446	20	448	3	10	2	3	446	0
704	336	32	339	2	6	1	1	337	-1
705	648	40	652	7	13	1	1	648	0
706	195	10	196	4	7	0	2	195	0
707	621	41	628	3	10	0	0	621	0
708	670	56	677	5	18	4	2	670	0
800	837	86	851	4	26	2	6	837	0
801	745	146	754	9	32	3	11	745	0
802	875	318	892	14	50	11	7	874	1
803	868	214	875	19	38	4	7	867	1
804	1,228	114	1,223	23	24	3	5	1,230	-2
805	474	24	474	6	8	1	1	474	0
806	1,118	232	1,130	26	48	4	6	1,118	0
807	1,132	101	1,134	14	34	9	9	1,132	0
808	1,841	270	1,865	27	73	9	14	1,842	-1
809	990	94	990	22	30	2	7	991	-1
810	1,014	63	1,021	15	32	5	4	1,013	1
811	1,242	107	1,238	23	35	2	14	1,242	0
812	1,080	92	1,084	13	28	7	4	1,080	0
813	896	110	892	10	19	4	9	896	0
814	1,029	131	1,035	18	37	4	8	1,028	1
815	713	235	728	16	46	6	8	712	1
816	1,003	224	1,031	14	55	5	8	1,003	0
817	803	45	803	9	18	2	7	803	0
818	999	121	989	29	30	2	9	999	0
819	839	139	841	13	27	4	8	839	0
820	662	66	662	13	22	2	5	660	2
821	1,024	194	1,018	18	30	7	11	1,024	0
822	866	269	868	26	53	7	17	865	1
823	1,667	495	1,685	30	91	12	32	1,668	-1
824	1,044	140	1,042	21	33	3	12	1,045	-1
825	583	91	591	6	19	0	5	583	0
826	773	127	769	21	35	8	10	773	0
827	786	254	790	24	47	5	15	787	-1
828	606	236	598	28	36	7	8	605	1
829	615	316	634	6	37	2	9	614	1
830	506	438	512	8	29	5	8	504	2
831	618	478	620	17	35	6	9	617	1
832	268	118	274	3	14	3	2	268	0
833	504	522	504	16	25	2	6	503	1

Appendix 1 - Ballots Distributed

Eligible Voters			Ballots Distributed						Difference
Precinct	Active Voters	Inactive Voters	IVS Printed	In-House Printed	Voided	Registered After Mail Cut-Off	In-Person Ballots	Total Active Ballots	Total
834	433	1,268	476	5	48	0	0	433	0
835	280	513	320	0	45	2	3	280	0
836	423	185	430	7	18	1	3	423	0
837	801	352	800	12	33	4	16	799	2
838	373	228	370	8	12	3	4	373	0
839	601	60	601	9	23	2	11	600	1
840	555	123	557	9	20	6	3	555	0
841	571	101	570	9	18	0	10	571	0
842	1,066	116	1,079	20	40	2	5	1,066	0
843	1,235	98	1,231	28	36	4	8	1,235	0
844	674	126	684	12	29	2	5	674	0
845	760	233	764	12	37	4	17	760	0
846	1,055	467	1,066	16	58	7	23	1,054	1
847	645	365	667	12	53	7	13	646	-1
848	586	154	591	10	27	1	10	585	1
849	373	1,038	396	4	35	2	6	373	0
850	645	48	641	10	12	4	2	645	0
851	931	146	940	21	39	1	10	933	-2
852	975	205	993	15	48	4	13	977	-2
853	744	238	755	15	35	1	8	744	0
854	911	221	908	21	40	9	15	913	-2
855	733	237	745	22	45	3	6	731	2
856	585	69	581	12	16	4	5	586	-1
857	816	116	814	16	21	1	5	815	1
858	897	100	907	14	41	10	6	896	1
859	819	68	817	17	23	4	4	819	0
860	624	54	624	12	16	3	1	624	0
861	585	63	586	6	11	1	3	585	0
862	629	62	632	13	19	1	2	629	0
863	772	69	758	18	15	6	5	772	0
864	644	55	647	11	18	2	2	644	0
865	590	156	602	4	28	3	10	591	-1
866	822	129	823	12	21	3	5	822	0
867	722	141	738	13	38	3	6	722	0
868	870	48	861	19	14	0	4	870	0
869	558	113	557	16	23	2	6	558	0
870	674	128	694	10	37	3	4	674	0
871	704	183	725	7	35	1	6	704	0
872	529	591	526	14	18	2	5	529	0
873	456	39	451	16	14	1	2	456	0
874	980	166	969	33	33	3	8	980	0
875	460	362	470	4	25	2	9	460	0
876	413	657	419	6	18	4	2	413	0
877	604	217	604	17	18	0	2	605	-1
878	528	337	532	13	26	4	6	529	-1
879	554	387	547	13	17	3	9	555	-1
880	549	819	557	6	22	3	6	550	-1
881	593	191	600	13	27	4	4	594	-1
882	603	80	607	17	37	3	13	603	0
883	742	154	739	13	22	1	11	742	0
884	820	341	806	26	27	6	9	820	0
885	580	89	578	17	21	4	2	580	0
886	780	96	780	19	28	1	7	779	1
887	966	89	970	17	29	2	6	966	0

Appendix 1 - Ballots Distributed

Eligible Voters			Ballots Distributed						Difference
Precinct	Active Voters	Inactive Voters	IVS Printed	In-House Printed	Voided	Registered After Mail Cut-Off	In-Person Ballots	Total Active Ballots	Total
888	798	54	793	16	22	4	8	799	-1
900	479	41	473	12	10	0	4	479	0
901	637	71	628	7	11	8	5	637	0
902	272	36	277	2	9	1	1	272	0
903	1,713	289	1,718	20	42	5	10	1,711	2
904	500	46	502	7	13	1	3	500	0
905	261	24	262	0	3	0	2	261	0
906	544	34	544	7	14	3	4	544	0
908	935	81	937	12	23	3	6	935	0
909	536	54	536	8	11	0	5	538	-2
910	741	69	746	10	19	0	6	743	-2
911	902	76	890	21	17	4	5	903	-1
912	1,105	78	1,113	14	27	3	2	1,105	0
913	650	49	651	11	21	4	4	649	1
914	555	42	561	3	19	1	9	555	0
915	367	45	366	6	10	1	4	367	0
916	440	53	443	5	10	2	0	440	0
917	1,262	145	1,261	13	22	4	5	1,261	1
918	1,089	117	1,098	13	29	4	2	1,088	1
TOTAL	202,287	33,890	203,742	2,431	6,033	783	1,352	202,275	12

Explanation of Differences	
Voters now registered in Boulder County but have ballots that were received by other counties	14
Voter registration updates on Election Day voided original ballots but no new ballots were prepared	3
Registration status changes made after a voters ballot was validated	-5
Total:	12

Non-Resident Special District Landowner Ballots	
Special Districts	Sent
0	0
Total Landowner District Voters:	0
Total Ballots Distributed:	0

Note: Precinct-to-Precinct differences in the "Differences" column above can be explained as follows:

By Colorado law, the first ballot back from a voter is the ballot that must be counted. If the voter has changed their registration to a different county from the ballot that they returned, their returned ballot is duplicated onto a ballot reflecting their new residence, and only the common contests voted are counted (*when eligible contests (ballot styles) are different*).

Appendix 2 - Ballots Received (Accepted or Rejected)

Eligible Voters (EX003 - SCORE Registered Voter List)				SCORE Voter Credit And Ballots Cast					Dominion Ballots	Reconciliation		
Precinct	Active Voters	Inactive Voters	Registered Electors	Accepted Mail-In	Accepted In-Person	Vote Credit	Rejected Mail-In	Ballots Cast	Ballots Counted	Difference: Ballots Counted - Vote Credit	1-10-101.5(a): Ballots Counted - Ballots Cast	1-10-101.5(b): Ballots Cast - Registered Electors
100	1334	133	1467	475	5	480	4	484	480	0	(4)	(983)
101	1208	130	1338	439	3	442	9	451	442	0	(9)	(887)
102	935	430	1365	218	6	224	3	227	224	0	(3)	(1,138)
103	1121	72	1193	427	7	434	8	442	434	0	(8)	(751)
104	1065	82	1147	379	3	382	8	390	382	0	(8)	(757)
105	435	84	519	125	2	127	1	128	127	0	(1)	(391)
106	1003	61	1064	379	4	383	10	393	383	0	(10)	(671)
107	738	66	804	275	3	278	4	282	278	0	(4)	(522)
200	634	49	683	285	2	287	1	288	287	0	(1)	(395)
201	650	60	710	293	7	300	1	301	300	0	(1)	(409)
202	1065	146	1211	481	6	487	3	490	487	0	(3)	(721)
203	987	34	1021	437	2	439	3	442	439	0	(3)	(579)
204	964	97	1061	423	1	424	2	426	423	(1)	(3)	(635)
205	943	47	990	404	6	410	7	417	410	0	(7)	(573)
206	534	22	556	268	2	270	2	272	270	0	(2)	(284)
207	924	70	994	426	9	435	2	437	435	0	(2)	(557)
208	1026	81	1107	506	2	508	8	516	508	0	(8)	(591)
209	605	20	625	294	3	297	3	300	297	0	(3)	(325)
210	898	72	970	451	4	455	4	459	455	0	(4)	(511)
211	1039	112	1151	441	6	447	3	450	447	0	(3)	(701)
212	1181	154	1335	510	7	517	4	521	517	0	(4)	(814)
213	1202	123	1325	589	5	594	9	603	594	0	(9)	(722)
214	1184	125	1309	570	10	580	4	584	580	0	(4)	(725)
215	823	69	892	380	3	383	4	387	383	0	(4)	(505)
300	1411	183	1594	575	12	587	8	595	587	0	(8)	(999)
301	1713	156	1869	628	29	657	3	660	657	0	(3)	(1,209)
302	1321	113	1434	496	15	511	2	513	511	0	(2)	(921)
303	864	149	1013	343	7	350	4	354	350	0	(4)	(659)
304	872	59	931	432	3	435	4	439	435	0	(4)	(492)
305	1052	151	1203	397	10	407	2	409	407	0	(2)	(794)
306	1155	123	1278	456	10	466	4	470	466	0	(4)	(808)
307	867	222	1089	244	2	246	4	250	246	0	(4)	(839)
308	932	119	1051	398	3	401	5	406	401	0	(5)	(645)
309	1083	107	1190	514	2	516	4	520	516	0	(4)	(670)
310	1251	134	1385	604	4	608	9	617	608	0	(9)	(768)
311	762	104	866	346	3	349	1	350	349	0	(1)	(516)
312	932	61	993	463	3	466	4	470	466	0	(4)	(523)
313	1264	90	1354	605	5	610	6	616	610	0	(6)	(738)

Appendix 2 - Ballots Received (Accepted or Rejected)

Eligible Voters (EX003 - SCORE Registered Voter List)				SCORE Voter Credit And Ballots Cast					Dominion Ballots	Reconciliation		
Precinct	Active Voters	Inactive Voters	Registered Electors	Accepted Mail-In	Accepted In-Person	Vote Credit	Rejected Mail-In	Ballots Cast	Ballots Counted	Difference: Ballots Counted - Vote Credit	1-10-101.5(a): Ballots Counted - Ballots Cast	1-10-101.5(b): Ballots Cast - Registered Electors
314	1348	61	1409	637	13	650	7	657	650	0	(7)	(752)
315	790	95	885	385	2	387	6	393	389	2	(4)	(492)
316	1158	76	1234	540	5	545	4	549	545	0	(4)	(685)
400	130	3	133	44	1	45	1	46	45	0	(1)	(87)
401	686	47	733	304	1	305	9	314	304	(1)	(10)	(419)
402	619	29	648	312	1	313	6	319	313	0	(6)	(329)
403	929	62	991	463	7	470	11	481	470	0	(11)	(510)
404	918	77	995	439	4	443	3	446	443	0	(3)	(549)
405	492	25	517	209	4	213	1	214	213	0	(1)	(303)
406	679	23	702	300	3	303	4	307	303	0	(4)	(395)
407	441	27	468	184	2	186	2	188	186	0	(2)	(280)
408	1193	127	1320	452	4	456	2	458	456	0	(2)	(862)
409	1557	129	1686	509	3	512	7	519	513	1	(6)	(1,167)
410	1089	67	1156	494	1	495	3	498	494	(1)	(4)	(658)
411	1093	36	1129	413	3	416	1	417	416	0	(1)	(712)
412	1635	99	1734	648	7	655	7	662	655	0	(7)	(1,072)
413	1184	111	1295	414	3	417	5	422	417	0	(5)	(873)
500	867	111	978	372	5	377	4	381	377	0	(4)	(597)
501	891	59	950	443	1	444	4	448	444	0	(4)	(502)
502	1020	64	1084	469	10	479	7	486	479	0	(7)	(598)
503	1381	108	1489	710	13	723	10	733	723	0	(10)	(756)
504	730	37	767	349	3	352	3	355	352	0	(3)	(412)
505	800	95	895	361	6	367	2	369	367	0	(2)	(526)
506	596	47	643	233	1	234	2	236	234	0	(2)	(407)
507	1148	90	1238	470	4	474	6	480	474	0	(6)	(758)
508	726	65	791	341	4	345	4	349	345	0	(4)	(442)
600	1622	153	1775	644	9	653	12	665	653	0	(12)	(1,110)
601	1498	126	1624	643	9	652	3	655	653	1	(2)	(969)
602	770	78	848	245	3	248	5	253	248	0	(5)	(595)
603	1224	134	1358	494	5	499	5	504	499	0	(5)	(854)
604	957	79	1036	382	1	383	1	384	383	0	(1)	(652)
605	1010	107	1117	332	7	339	6	345	339	0	(6)	(772)
606	805	89	894	265	2	267	1	268	267	0	(1)	(626)
607	967	106	1073	378	4	382	4	386	382	0	(4)	(687)
608	886	160	1046	248	4	252	6	258	252	0	(6)	(788)
609	484	133	617	128	2	130	3	133	130	0	(3)	(484)
610	1529	277	1806	507	12	519	7	526	519	0	(7)	(1,280)
611	1045	118	1163	376	6	382	2	384	382	0	(2)	(779)

Appendix 2 - Ballots Received (Accepted or Rejected)

Eligible Voters (EX003 - SCORE Registered Voter List)				SCORE Voter Credit And Ballots Cast					Dominion Ballots	Reconciliation		
Precinct	Active Voters	Inactive Voters	Registered Electors	Accepted Mail-In	Accepted In-Person	Vote Credit	Rejected Mail-In	Ballots Cast	Ballots Counted	Difference: Ballots Counted - Vote Credit	1-10-101.5(a): Ballots Counted - Ballots Cast	1-10-101.5(b): Ballots Cast - Registered Electors
612	910	69	979	320	4	324	4	328	324	0	(4)	(651)
613	829	61	890	320	3	323	3	326	323	0	(3)	(564)
614	1367	122	1489	580	10	590	2	592	590	0	(2)	(897)
615	771	62	833	313	3	316	2	318	316	0	(2)	(515)
616	1055	77	1132	423	7	430	5	435	430	0	(5)	(697)
617	1852	192	2044	688	6	694	9	703	694	0	(9)	(1,341)
618	1701	105	1806	668	3	671	6	677	671	0	(6)	(1,129)
619	1444	324	1768	411	14	425	9	434	426	1	(8)	(1,334)
620	1284	236	1520	528	3	531	3	534	531	0	(3)	(986)
621	1017	102	1119	440	3	443	3	446	442	(1)	(4)	(673)
622	729	93	822	268	7	275	2	277	275	0	(2)	(545)
623	1127	216	1343	395	9	404	5	409	403	(1)	(6)	(934)
624	795	136	931	373	6	379	6	385	378	(1)	(7)	(546)
625	794	83	877	429	7	436	0	436	435	(1)	(1)	(441)
626	1013	133	1146	478	4	482	1	483	482	0	(1)	(663)
627	741	155	896	227	5	232	0	232	232	0	0	(664)
628	910	81	991	433	4	437	5	442	436	(1)	(6)	(549)
629	561	73	634	239	4	243	2	245	243	0	(2)	(389)
630	831	147	978	299	3	302	2	304	302	0	(2)	(674)
631	640	99	739	211	3	214	0	214	214	0	0	(525)
632	1171	107	1278	406	1	407	4	411	407	0	(4)	(867)
633	872	208	1080	195	6	201	2	203	201	0	(2)	(877)
634	741	138	879	272	2	274	8	282	274	0	(8)	(597)
635	778	79	857	307	2	309	0	309	309	0	0	(548)
636	1130	84	1214	554	4	558	1	559	558	0	(1)	(655)
637	1176	203	1379	479	3	482	5	487	482	0	(5)	(892)
638	942	63	1005	502	3	505	3	508	505	0	(3)	(497)
639	878	65	943	384	6	390	1	391	389	(1)	(2)	(552)
640	837	81	918	329	3	332	7	339	332	0	(7)	(579)
641	791	86	877	291	1	292	2	294	292	0	(2)	(583)
642	1173	126	1299	471	8	479	4	483	479	0	(4)	(816)
643	745	97	842	250	5	255	3	258	255	0	(3)	(584)
644	800	198	998	213	5	218	3	221	218	0	(3)	(777)
645	825	82	907	340	1	341	2	343	341	0	(2)	(564)
646	886	87	973	320	5	325	3	328	325	0	(3)	(645)
647	1394	111	1505	587	8	595	2	597	595	0	(2)	(908)
648	998	175	1173	346	4	350	7	357	350	0	(7)	(816)
649	737	154	891	228	5	233	1	234	233	0	(1)	(657)

Appendix 2 - Ballots Received (Accepted or Rejected)

Eligible Voters (EX003 - SCORE Registered Voter List)				SCORE Voter Credit And Ballots Cast					Dominion Ballots	Reconciliation		
Precinct	Active Voters	Inactive Voters	Registered Electors	Accepted Mail-In	Accepted In-Person	Vote Credit	Rejected Mail-In	Ballots Cast	Ballots Counted	Difference: Ballots Counted - Vote Credit	1-10-101.5(a): Ballots Counted - Ballots Cast	1-10-101.5(b): Ballots Cast - Registered Electors
650	763	88	851	258	3	261	2	263	262	1	(1)	(588)
651	906	109	1015	342	4	346	3	349	346	0	(3)	(666)
652	945	217	1162	295	1	296	5	301	296	0	(5)	(861)
653	728	30	758	335	0	335	5	340	335	0	(5)	(418)
654	1226	258	1484	511	4	515	4	519	515	0	(4)	(965)
700	912	78	990	450	3	453	1	454	453	0	(1)	(536)
701	558	31	589	250	5	255	0	255	255	0	0	(334)
702	342	25	367	145	0	145	2	147	145	0	(2)	(220)
703	446	20	466	227	3	230	2	232	229	(1)	(3)	(234)
704	336	32	368	148	1	149	0	149	149	0	0	(219)
705	648	40	688	298	1	299	1	300	299	0	(1)	(388)
706	195	10	205	75	2	77	0	77	77	0	0	(128)
707	621	41	662	274	0	274	6	280	274	0	(6)	(382)
708	670	56	726	274	2	276	3	279	276	0	(3)	(447)
800	837	86	923	350	6	356	2	358	356	0	(2)	(565)
801	745	146	891	287	11	298	2	300	298	0	(2)	(591)
802	875	318	1193	253	7	260	0	260	260	0	0	(933)
803	868	214	1082	323	7	330	5	335	330	0	(5)	(747)
804	1228	114	1342	573	5	578	4	582	577	(1)	(5)	(760)
805	474	24	498	234	1	235	0	235	235	0	0	(263)
806	1118	232	1350	473	6	479	2	481	479	0	(2)	(869)
807	1132	101	1233	597	9	606	4	610	605	(1)	(5)	(623)
808	1841	270	2111	784	14	798	5	803	798	0	(5)	(1,308)
809	990	94	1084	526	7	533	3	536	533	0	(3)	(548)
810	1014	63	1077	489	4	493	3	496	493	0	(3)	(581)
811	1242	107	1349	584	14	598	4	602	598	0	(4)	(747)
812	1080	92	1172	478	4	482	7	489	482	0	(7)	(683)
813	896	110	1006	315	9	324	4	328	324	0	(4)	(678)
814	1029	131	1160	449	8	457	4	461	457	0	(4)	(699)
815	713	235	948	258	8	266	3	269	266	0	(3)	(679)
816	1003	224	1227	454	8	462	2	464	462	0	(2)	(763)
817	803	45	848	444	7	451	3	454	451	0	(3)	(394)
818	999	121	1120	497	9	506	8	514	506	0	(8)	(606)
819	839	139	978	412	8	420	6	426	420	0	(6)	(552)
820	662	66	728	351	5	356	2	358	356	0	(2)	(370)
821	1024	194	1218	436	11	447	3	450	448	1	(2)	(768)
822	866	269	1135	295	17	312	3	315	311	(1)	(4)	(820)
823	1667	495	2162	529	32	561	6	567	561	0	(6)	(1,595)

Appendix 2 - Ballots Received (Accepted or Rejected)

Eligible Voters (EX003 - SCORE Registered Voter List)				SCORE Voter Credit And Ballots Cast					Dominion Ballots	Reconciliation		
Precinct	Active Voters	Inactive Voters	Registered Electors	Accepted Mail-In	Accepted In-Person	Vote Credit	Rejected Mail-In	Ballots Cast	Ballots Counted	Difference: Ballots Counted - Vote Credit	1-10-101.5(a): Ballots Counted - Ballots Cast	1-10-101.5(b): Ballots Cast - Registered Electors
824	1044	140	1184	465	12	477	4	481	477	0	(4)	(703)
825	583	91	674	307	5	312	4	316	312	0	(4)	(358)
826	773	127	900	390	10	400	2	402	400	0	(2)	(498)
827	786	254	1040	333	15	348	3	351	347	(1)	(4)	(689)
828	606	236	842	237	8	245	2	247	245	0	(2)	(595)
829	615	316	931	209	9	218	3	221	218	0	(3)	(710)
830	506	438	944	124	8	132	1	133	135	3	2	(811)
831	618	478	1096	192	9	201	1	202	202	1	0	(894)
832	268	118	386	102	2	104	0	104	104	0	0	(282)
833	504	522	1026	106	6	112	2	114	111	(1)	(3)	(912)
834	433	1268	1701	12	0	12	0	12	12	0	0	(1,689)
835	280	513	793	27	3	30	1	31	30	0	(1)	(762)
836	423	185	608	179	3	182	3	185	182	0	(3)	(423)
837	801	352	1153	165	16	181	2	183	181	0	(2)	(970)
838	373	228	601	87	4	91	0	91	91	0	0	(510)
839	601	60	661	311	11	322	3	325	322	0	(3)	(336)
840	555	123	678	247	3	250	2	252	250	0	(2)	(426)
841	571	101	672	293	10	303	1	304	303	0	(1)	(368)
842	1066	116	1182	583	5	588	8	596	588	0	(8)	(586)
843	1235	98	1333	591	8	599	8	607	599	0	(8)	(726)
844	674	126	800	322	5	327	3	330	327	0	(3)	(470)
845	760	233	993	293	17	310	1	311	310	0	(1)	(682)
846	1055	467	1522	306	23	329	5	334	330	1	(4)	(1,188)
847	645	365	1010	112	13	125	4	129	125	0	(4)	(881)
848	586	154	740	211	10	221	1	222	221	0	(1)	(518)
849	373	1038	1411	11	6	17	0	17	17	0	0	(1,394)
850	645	48	693	337	2	339	6	345	339	0	(6)	(348)
851	931	146	1077	536	10	546	3	549	544	(2)	(5)	(528)
852	975	205	1180	413	13	426	2	428	426	0	(2)	(752)
853	744	238	982	264	8	272	3	275	272	0	(3)	(707)
854	911	221	1132	320	15	335	4	339	336	1	(3)	(793)
855	733	237	970	294	6	300	6	306	301	1	(5)	(664)
856	585	69	654	262	5	267	2	269	266	(1)	(3)	(385)
857	816	116	932	379	5	384	4	388	384	0	(4)	(544)
858	897	100	997	468	6	474	4	478	474	0	(4)	(519)
859	819	68	887	428	4	432	6	438	432	0	(6)	(449)
860	624	54	678	342	1	343	2	345	343	0	(2)	(333)
861	585	63	648	322	3	325	4	329	325	0	(4)	(319)

Appendix 2 - Ballots Received (Accepted or Rejected)

Eligible Voters (EX003 - SCORE Registered Voter List)				SCORE Voter Credit And Ballots Cast					Dominion Ballots	Reconciliation		
Precinct	Active Voters	Inactive Voters	Registered Electors	Accepted Mail-In	Accepted In-Person	Vote Credit	Rejected Mail-In	Ballots Cast	Ballots Counted	Difference: Ballots Counted - Vote Credit	1-10-101.5(a): Ballots Counted - Ballots Cast	1-10-101.5(b): Ballots Cast - Registered Electors
862	629	62	691	326	2	328	1	329	328	0	(1)	(362)
863	772	69	841	399	5	404	3	407	404	0	(3)	(434)
864	644	55	699	342	2	344	5	349	344	0	(5)	(350)
865	590	156	746	235	10	245	3	248	245	0	(3)	(498)
866	822	129	951	364	5	369	2	371	369	0	(2)	(580)
867	722	141	863	292	6	298	3	301	298	0	(3)	(562)
868	870	48	918	508	4	512	7	519	512	0	(7)	(399)
869	558	113	671	297	6	303	5	308	303	0	(5)	(363)
870	674	128	802	237	4	241	3	244	241	0	(3)	(558)
871	704	183	887	270	6	276	3	279	276	0	(3)	(608)
872	529	591	1120	100	5	105	3	108	105	0	(3)	(1,012)
873	456	39	495	249	2	251	2	253	251	0	(2)	(242)
874	980	166	1146	453	8	461	4	465	461	0	(4)	(681)
875	460	362	822	73	9	82	0	82	82	0	0	(740)
876	413	657	1070	38	2	40	2	42	40	0	(2)	(1,028)
877	604	217	821	283	2	285	2	287	285	0	(2)	(534)
878	528	337	865	224	6	230	1	231	229	(1)	(2)	(634)
879	554	387	941	204	9	213	5	218	213	0	(5)	(723)
880	549	819	1368	105	6	111	2	113	111	0	(2)	(1,255)
881	593	191	784	280	4	284	3	287	284	0	(3)	(497)
882	603	80	683	308	13	321	2	323	321	0	(2)	(360)
883	742	154	896	358	11	369	4	373	369	0	(4)	(523)
884	820	341	1161	329	9	338	1	339	338	0	(1)	(822)
885	580	89	669	261	2	263	1	264	263	0	(1)	(405)
886	780	96	876	382	7	389	4	393	389	0	(4)	(483)
887	966	89	1055	503	6	509	5	514	511	2	(3)	(541)
888	798	54	852	445	8	453	3	456	453	0	(3)	(396)
900	479	41	520	235	4	239	4	243	238	(1)	(5)	(277)
901	637	71	708	237	5	242	0	242	242	0	0	(466)
902	272	36	308	110	1	111	0	111	111	0	0	(197)
903	1713	289	2002	626	10	636	5	641	636	0	(5)	(1,361)
904	500	46	546	219	3	222	2	224	222	0	(2)	(322)
905	261	24	285	103	2	105	2	107	105	0	(2)	(178)
906	544	34	578	246	4	250	1	251	250	0	(1)	(327)
908	935	81	1016	431	6	437	3	440	437	0	(3)	(576)
909	536	54	590	253	5	258	2	260	258	0	(2)	(330)
910	741	69	810	350	6	356	2	358	356	0	(2)	(452)
911	902	76	978	459	5	464	6	470	463	(1)	(7)	(508)

Appendix 2 - Ballots Received (Accepted or Rejected)

Eligible Voters (EX003 - SCORE Registered Voter List)				SCORE Voter Credit And Ballots Cast					Dominion Ballots	Reconciliation		
Precinct	Active Voters	Inactive Voters	Registered Electors	Accepted Mail-In	Accepted In-Person	Vote Credit	Rejected Mail-In	Ballots Cast	Ballots Counted	Difference: Ballots Counted - Vote Credit	1-10-101.5(a): Ballots Counted - Ballots Cast	1-10-101.5(b): Ballots Cast - Registered Electors
912	1105	78	1183	578	2	580	3	583	580	0	(3)	(600)
913	650	49	699	335	4	339	4	343	339	0	(4)	(356)
914	555	42	597	256	9	265	2	267	265	0	(2)	(330)
915	367	45	412	133	4	137	0	137	137	0	0	(275)
916	440	53	493	189	0	189	3	192	189	0	(3)	(301)
917	1262	145	1407	452	5	457	7	464	458	1	(6)	(943)
918	1089	117	1206	443	2	445	3	448	445	0	(3)	(758)

Appendix 2 - Ballots Received (Accepted or Rejected)

Eligible Voters (EX003 - SCORE Registered Voter List)				SCORE Voter Credit And Ballots Cast					Dominion Ballots	Reconciliation		
Precinct	Active Voters	Inactive Voters	Registered Electors	Accepted Mail-In	Accepted In-Person	Vote Credit	Rejected Mail-In	Ballots Cast	Ballots Counted	Difference: Ballots Counted - Vote Credit	1-10-101.5(a): Ballots Counted - Ballots Cast	1-10-101.5(b): Ballots Cast - Registered Electors
Total	202,287	33,890	236,177	84,003	1,352	85,355	827	86,182	85,351	(4)	(831)	(149,995)
Adjusted Totals at Election Close:						85,355	830	86,185	85,351	-4		
						Accepted Provisionals:	0		0			
						Rejected Provisionals:		3	3			
Explanation of Differences												
Envelopes that contained incorrect party ballots found after extraction so vote credit could not be removed										3		
Broomfield ballot in Boulder envelope found after extraction so vote credit could not be removed										1		
Total:										4		

Note: Precinct-to-Precinct differences in the "Differences" column above can be explained as follows:

By Colorado law, the first ballot back from a voter is the ballot that must be counted. If the voter has changed their registration to a different county from the ballot that they returned, their returned ballot is duplicated onto a ballot reflecting their new residence, and only the common contests voted are counted (*when eligible contests (ballot styles) are different*).

An example of this can be seen in precincts 851 and 830. A couple of voters moved to precinct 830 but returned their 851 ballot. The 851 ballot was duplicated on to a 830 ballot before being scanned, but the accepted ballot in SCORE is reflected as the 851 ballot. Therefore, SCORE voter credit is showing 2 higher for 851 than Dominion and Dominion is showing 2 higher for 830 than SCORE.

Additionally, there will be a differences related to the provisional ballots counted because no SCORE voter credit is given until the election is closed.



RE: Certification of 2018 Primary Election

The duly appointed members of the 2018 Primary Election Canvass Board for Boulder County have completed the duties required, as detailed in 8 CCR 1505-1 Rule 10.2, 10.3 and 10.4.

And, in accordance with C.R.S. 1-10-101.5(c), we, the undersigned members of Canvass Board, do hereby certify that the number of ballots counted in the June 26 Primary Election do not exceed the number of ballots cast in this election, as shown in the attached Statement of Vote.

We further certify that the attached Statement of Vote is a true and accurate listing of the results for the 2018 Primary Election held in Boulder County on Tuesday, June 26, 2018.

Signed:



Celeste Landry, Democratic Party Representative
Date July 12, 2018



Michael J. Hart, Democratic Party Representative
Date JULY 12, 2018

No

Catherine Jarrett, Republican Party Representative
Date 7-12-18



Richard A. Seale, Republican Party Representative
Date 7/12/2018



Sydney Power, Boulder County Chief Deputy
Date 7/12/2018