



2015 COORDINATED ELECTION

November 3, 2015

OFFICIAL RESULTS
Last Updated: 11/20/2015 2:39 PM

[View Results](#)

[Voter Turnout By Precinct](#)

[Statewide Contests and Other Counties](#)

Election Summary

| | |
|---|-----------------------------------|
| *Total Voters Registered: 245,520 | Total Ballots Counted includes: |
| *Active Registered Voters: 192,976 | Mail Ballots 85,314 |
| Mail Ballots Distributed: 192,412 | In-Person Ballots 1,263 |
| Property Owner Only Ballots Distributed: 137 | Property Owner Ballots 113 |
| Estimated Expected Turnout: 78,200 | |
| Total Ballots Counted: 86,690 | |
| * Voter Registration Figures as of Nov. 3 - 8:30 p.m. | |

RESULTS - ALL CONTESTS

City of Boulder Council Candidates

| | VOTES | PERCENT |
|---------------------|--------|----------------|
| Jared Kaszuba | 1,534 | 1.34% |
| Lisa Morzel | 10,810 | 9.46% |
| Leonard May | 6,705 | 5.87% |
| Edward Jabari | 1,846 | 1.62% |
| Cha Cha Spinrad | 2,016 | 1.76% |
| Bob Yates | 12,242 | 10.72% |
| Aaron Brockett | 10,213 | 8.94% |
| Julianne McCabe | 4,000 | 3.50% |
| Bill Rigler | 5,644 | 4.94% |
| Tim Plass | 8,109 | 7.10% |
| Cindy Carlisle | 8,861 | 7.76% |
| Suzanne Jones | 11,294 | 9.89% |
| Michael Kruteck | 8,819 | 7.72% |
| Comrade Keith Percy | 901 | 0.79% |
| Jyotsna Raj | 6,444 | 5.64% |
| Jan Burton | 8,986 | 7.87% |
| Don Cote | 5,822 | 5.10% |
| TOTAL VOTES: | | 114,246 |

City of Lafayette Council Candidates

| | VOTES | PERCENT |
|--|-------|---------|
|--|-------|---------|

| | | | |
|---------------------|--|---------------|--------|
| Christine Berg | | 4,144 | 21.02% |
| Cliff Willmeng | | 1,951 | 9.90% |
| Alexandra Lynch | | 3,311 | 16.80% |
| Frank Phillips | | 2,421 | 12.28% |
| Brad Wiesley | | 2,472 | 12.54% |
| Stephanie Walton | | 3,342 | 16.96% |
| Cliff Smedley | | 2,069 | 10.50% |
| TOTAL VOTES: | | 19,710 | |

City of Longmont Mayor

| | | VOTES | PERCENT |
|---------------------|--|---------------|---------|
| Sarah Levison | | 5,451 | 25.84% |
| Ron Gallegos | | 3,562 | 16.88% |
| Dennis L. Coombs | | 12,083 | 57.28% |
| TOTAL VOTES: | | 21,096 | |

City of Longmont Council At-Large

| | | VOTES | PERCENT |
|---------------------|--|---------------|---------|
| Joan Peck | | 10,378 | 50.89% |
| Scott Dunn | | 10,014 | 49.11% |
| TOTAL VOTES: | | 20,392 | |

City of Longmont Council Ward 1

| | | VOTES | PERCENT |
|---------------------|--|--------------|---------|
| Brian J. Bagley | | 5,378 | 100.00% |
| TOTAL VOTES: | | 5,378 | |

City of Longmont Council Ward 3

| | | VOTES | PERCENT |
|---------------------|--|--------------|---------|
| Bonnie Finley | | 4,018 | 55.93% |
| Paul Rennix | | 3,166 | 44.07% |
| TOTAL VOTES: | | 7,184 | |

City of Louisville Mayor

| | | VOTES | PERCENT |
|---------------------|--|--------------|---------|
| Bob Muckle | | 5,009 | 100.00% |
| TOTAL VOTES: | | 5,009 | |

City of Louisville City Council Person Ward I

| | VOTES | PERCENT |
|---------------------|-------|--------------|
| Jay Keany | 1,744 | 100.00% |
| TOTAL VOTES: | | 1,744 |

| City of Louisville City Council Person Ward II | | |
|--|-------|--------------|
| | VOTES | PERCENT |
| Susan Loo | 1,466 | 100.00% |
| TOTAL VOTES: | | 1,466 |

| City of Louisville City Council Person Ward III | | |
|---|-------|--------------|
| | VOTES | PERCENT |
| Todd Stevenson | 474 | 23.84% |
| Dennis Maloney | 777 | 39.08% |
| Angie Layton | 737 | 37.07% |
| TOTAL VOTES: | | 1,988 |

| Boulder Valley School District RE-2 Director District A | | |
|---|--------|---------------|
| | VOTES | PERCENT |
| Denny McCloskey | 11,254 | 32.74% |
| Shelly Benford | 23,121 | 67.26% |
| TOTAL VOTES: | | 34,375 |

| Boulder Valley School District RE-2 Director District C | | |
|---|--------|---------------|
| | VOTES | PERCENT |
| Chris Barge | 17,801 | 49.55% |
| Kathy Gebhardt | 18,124 | 50.45% |
| TOTAL VOTES: | | 35,925 |

| Boulder Valley School District RE-2 Director District D | | |
|---|--------|---------------|
| | VOTES | PERCENT |
| Sam Fuqua | 30,222 | 100.00% |
| TOTAL VOTES: | | 30,222 |

| Boulder Valley School District RE-2 Director District G | | |
|---|--------|---------------|
| | VOTES | PERCENT |
| Richard L. Garcia | 29,973 | 100.00% |
| TOTAL VOTES: | | 29,973 |

| Thompson School District R2-J Board of Education Director District A | | |
|--|--|--|
|--|--|--|

| | | VOTES | PERCENT |
|---------------------|--|-----------|---------|
| Jeff Swanty | | 27 | 54.00% |
| Aimie Randall | | 23 | 46.00% |
| TOTAL VOTES: | | 50 | |

| Thompson School District R2-J Board of Education Director District C | | | |
|--|--|-----------|---------|
| | | VOTES | PERCENT |
| Denise Montagu | | 39 | 78.00% |
| Vance Hansen | | 11 | 22.00% |
| TOTAL VOTES: | | 50 | |



| Thompson School District R2-J Board of Education Director District D | | | |
|--|--|-----------|---------|
| | | VOTES | PERCENT |
| Pam Howard | | 39 | 78.00% |
| Tomi Grundvig | | 11 | 22.00% |
| TOTAL VOTES: | | 50 | |

| Thompson School District R2-J Board of Education Director District G | | | |
|--|--|-----------|---------|
| | | VOTES | PERCENT |
| David Levy | | 34 | 68.00% |
| Bruce Finger | | 16 | 32.00% |
| TOTAL VOTES: | | 50 | |



| Proposition BB (STATUTORY) Retain Revenue in Excess of Blue Book Estimate | | | |
|--|--|---------------|---------|
| | | VOTES | PERCENT |
| YES/FOR | | 65,626 | 77.18% |
| NO/AGAINST | | 19,402 | 22.82% |
| TOTAL VOTES: | | 85,028 | |

| CITY OF BOULDER BALLOT ISSUE 2N SHORT-TERM RENTAL TAX | | | |
|--|--|---------------|---------|
| | | VOTES | PERCENT |
| FOR THE MEASURE | | 16,132 | 57.08% |
| AGAINST THE MEASURE | | 12,131 | 42.92% |
| TOTAL VOTES: | | 28,263 | |



| City of Boulder Ballot Question 2O Utility Occupation Tax Extension | | | |
|--|--|-------|---------|
| | | VOTES | PERCENT |

| | | | |
|---------------------|--|---------------|--------|
| For the Measure |  | 19,153 | 71.40% |
| Against the Measure |  | 7,671 | 28.60% |
| TOTAL VOTES: | | 26,824 | |



**City of Boulder Ballot Question 2P
Climate Action Plan Tax Extension**

| | | VOTES | PERCENT |
|---------------------|--|---------------|---------|
| For the Measure |  | 21,636 | 77.17% |
| Against the Measure |  | 6,399 | 22.83% |
| TOTAL VOTES: | | 28,035 | |



**City of Boulder Ballot Question 2Q
Amending Charter Provisions Regarding Library Commission**

| | | VOTES | PERCENT |
|---------------------|--|---------------|---------|
| For the Measure |  | 23,159 | 91.08% |
| Against the Measure |  | 2,269 | 8.92% |
| TOTAL VOTES: | | 25,428 | |



**City of Boulder Ballot Question 2R
Amending Charter Provisions Regarding Compensation for Council Members**

| | | VOTES | PERCENT |
|---------------------|--|---------------|---------|
| For the Measure |  | 12,336 | 45.20% |
| Against the Measure |  | 14,955 | 54.80% |
| TOTAL VOTES: | | 27,291 | |

**City of Boulder Ballot Question No. 300
Neighborhood Right to Vote on Land Use Regulation Changes**

| | | VOTES | PERCENT |
|---------------------|--|---------------|---------|
| For the Measure |  | 10,938 | 37.86% |
| Against the Measure |  | 17,956 | 62.14% |
| TOTAL VOTES: | | 28,894 | |

**City of Boulder Ballot Question No. 301
New Development Shall Pay Its Own Way**

| | | VOTES | PERCENT |
|---------------------|--|---------------|---------|
| For the Measure |  | 11,077 | 38.44% |
| Against the Measure |  | 17,741 | 61.56% |
| TOTAL VOTES: | | 28,818 | |

City of Lafayette Ballot Question No. 2J

Boards and Commissions Qualifications

| | | VOTES | PERCENT |
|---------------------|--|--------------|---------|
| Yes | | 1,748 | 25.66% |
| No | | 5,065 | 74.34% |
| TOTAL VOTES: | | 6,813 | |

City of Lafayette Ballot Question No. 2K Collective Bargaining for Lafayette Firefighters

| | | VOTES | PERCENT |
|---------------------|--|--------------|---------|
| Yes | | 4,640 | 68.64% |
| No | | 2,120 | 31.36% |
| TOTAL VOTES: | | 6,760 | |

City of Longmont Ballot Question 2D Shall Municipal Judge Diana VanDeHey be retained in office for two (2) years?

| | | VOTES | PERCENT |
|---------------------|--|---------------|---------|
| Yes | | 14,453 | 73.43% |
| No | | 5,229 | 26.57% |
| TOTAL VOTES: | | 19,682 | |

TOWN OF JAMESTOWN BALLOT ISSUE 2E

| | | VOTES | PERCENT |
|---------------------|--|------------|---------|
| YES | | 75 | 63.03% |
| NO | | 44 | 36.97% |
| TOTAL VOTES: | | 119 | |



TOWN OF JAMESTOWN BALLOT ISSUE 2F

| | | VOTES | PERCENT |
|---------------------|--|------------|---------|
| YES | | 86 | 72.27% |
| NO | | 33 | 27.73% |
| TOTAL VOTES: | | 119 | |


TOWN OF LYONS BALLOT ISSUE 2A

| | | VOTES | PERCENT |
|---------------------|--|------------|---------|
| YES | | 492 | 63.48% |
| NO | | 283 | 36.52% |
| TOTAL VOTES: | | 775 | |



TOWN OF LYONS BALLOT ISSUE 2B

| | | VOTES | PERCENT |
|---------------------|--|------------|---------|
| YES |  | 502 | 64.69% |
| NO |  | 274 | 35.31% |
| TOTAL VOTES: | | 776 | |



TOWN OF NEDERLAND BALLOT ISSUE 2C

| | | VOTES | PERCENT |
|---------------------|--|------------|---------|
| YES |  | 418 | 89.89% |
| NO |  | 47 | 10.11% |
| TOTAL VOTES: | | 465 | |



Boulder Valley School District RE-2 Ballot Question 3A

| | | VOTES | PERCENT |
|---------------------|--|---------------|---------|
| Yes |  | 45,293 | 85.68% |
| No |  | 7,569 | 14.32% |
| TOTAL VOTES: | | 52,862 | |



**ESTES VALLEY RECREATION AND PARK DISTRICT BALLOT ISSUE 4C
ESTES VALLEY COMMUNITY CENTER OPERATION AND MAINTENANCE**

| | | VOTES | PERCENT |
|---------------------|--|-----------|---------|
| YES/FOR |  | 20 | 26.67% |
| NO/AGAINST |  | 55 | 73.33% |
| TOTAL VOTES: | | 75 | |


**ESTES VALLEY RECREATION AND PARK DISTRICT BALLOT ISSUE 4D
ESTES VALLEY COMMUNITY CENTER BOND**


| | | VOTES | PERCENT |
|---------------------|--|-----------|---------|
| YES/FOR |  | 21 | 28.00% |
| NO/AGAINST |  | 54 | 72.00% |
| TOTAL VOTES: | | 75 | |

Knollwood Water District Ballot Question 5A

| | | VOTES | PERCENT |
|---------------------|--|-----------|---------|
| Yes |  | 52 | 65.00% |
| No |  | 28 | 35.00% |
| TOTAL VOTES: | | 80 | |

BOULDER RURAL FIRE PROTECTION DISTRICT BALLOT ISSUE 5B

| | | VOTES | PERCENT |
|--|--|-------|---------|
| |  | | |

| | | | |
|---------------------|--|--------------|--------|
| YES | | 3,214 | 68.41% |
| NO |  | 1,484 | 31.59% |
| TOTAL VOTES: | | 4,698 | |



2015 COORDINATED ELECTION

November 3, 2015

OFFICIAL RESULTS
Last Updated: 11/20/2015 2:39 PM

[View Results](#)

[Voter Turnout By Precinct](#)

[Statewide Contests and Other Counties](#)

Election Summary

| | |
|---|-----------------------------------|
| *Total Voters Registered: 245,520 | Total Ballots Counted includes: |
| *Active Registered Voters: 192,976 | Mail Ballots 85,314 |
| Mail Ballots Distributed: 192,412 | In-Person Ballots 1,263 |
| Property Owner Only Ballots Distributed: 137 | Property Owner Ballots 113 |
| Estimated Expected Turnout: 78,200 | |
| Total Ballots Counted: 86,690 | |
| * Voter Registration Figures as of Nov. 3 - 8:30 p.m. | |

Voter Turnout By Precinct

| PRECINCT | BALLOTS PROCESSED | *ACTIVE REGISTERED VOTERS | PERCENT TURNOUT |
|----------|-------------------|---------------------------|-----------------|
| 100 | 346 | 1111 | 31.14% |
| 101 | 338 | 1131 | 29.89% |
| 102 | 147 | 932 | 15.77% |
| 103 | 367 | 1039 | 35.32% |
| 104 | 321 | 981 | 32.72% |
| 105 | 96 | 398 | 24.12% |
| 106 | 319 | 895 | 35.64% |
| 107 | 150 | 565 | 26.55% |
| 200 | 299 | 582 | 51.37% |
| 201 | 327 | 637 | 51.33% |
| 202 | 500 | 1035 | 48.31% |
| 203 | 412 | 954 | 43.19% |
| 204 | 382 | 948 | 40.30% |
| 205 | 400 | 911 | 43.91% |
| 206 | 334 | 518 | 64.48% |
| 207 | 481 | 891 | 53.98% |
| 208 | 462 | 1003 | 46.06% |
| 209 | 291 | 575 | 50.61% |
| 210 | 386 | 861 | 44.83% |
| 211 | 460 | 1041 | 44.19% |

| | | | |
|-----|-----|------|--------|
| 212 | 443 | 948 | 46.73% |
| 213 | 788 | 1749 | 45.05% |
| 214 | 563 | 1184 | 47.55% |
| 300 | 479 | 1106 | 43.31% |
| 301 | 558 | 1548 | 36.05% |
| 302 | 412 | 994 | 41.45% |
| 303 | 278 | 793 | 35.06% |
| 304 | 395 | 838 | 47.14% |
| 305 | 383 | 1020 | 37.55% |
| 306 | 438 | 1026 | 42.69% |
| 307 | 281 | 841 | 33.41% |
| 308 | 381 | 827 | 46.07% |
| 309 | 530 | 1067 | 49.67% |
| 310 | 540 | 1216 | 44.41% |
| 311 | 337 | 772 | 43.65% |
| 312 | 446 | 905 | 49.28% |
| 313 | 554 | 1223 | 45.30% |
| 314 | 477 | 1093 | 43.64% |
| 315 | 274 | 727 | 37.69% |
| 316 | 505 | 1111 | 45.45% |
| 400 | 60 | 114 | 52.63% |
| 401 | 286 | 646 | 44.27% |
| 402 | 287 | 595 | 48.24% |
| 403 | 465 | 913 | 50.93% |
| 404 | 420 | 884 | 47.51% |
| 405 | 222 | 472 | 47.03% |
| 406 | 298 | 666 | 44.74% |
| 407 | 208 | 435 | 47.82% |
| 408 | 457 | 1117 | 40.91% |
| 409 | 528 | 1373 | 38.46% |
| 410 | 469 | 1041 | 45.05% |
| 411 | 654 | 1670 | 39.16% |
| 412 | 545 | 1374 | 39.67% |
| 500 | 343 | 844 | 40.64% |
| 501 | 474 | 890 | 53.26% |
| 502 | 515 | 967 | 53.26% |
| 503 | 757 | 1393 | 54.34% |

| | | | |
|-----|-----|------|--------|
| 504 | 378 | 711 | 53.16% |
| 505 | 312 | 761 | 41.00% |
| 506 | 261 | 556 | 46.94% |
| 507 | 518 | 1112 | 46.58% |
| 508 | 363 | 702 | 51.71% |
| 600 | 664 | 1415 | 46.93% |
| 601 | 635 | 1307 | 48.58% |
| 602 | 297 | 714 | 41.60% |
| 603 | 546 | 1207 | 45.24% |
| 604 | 475 | 927 | 51.24% |
| 605 | 314 | 978 | 32.11% |
| 606 | 289 | 708 | 40.82% |
| 607 | 407 | 921 | 44.19% |
| 608 | 261 | 843 | 30.96% |
| 609 | 98 | 452 | 21.68% |
| 610 | 438 | 1314 | 33.33% |
| 611 | 367 | 921 | 39.85% |
| 612 | 368 | 846 | 43.50% |
| 613 | 354 | 796 | 44.47% |
| 614 | 598 | 1242 | 48.15% |
| 615 | 350 | 762 | 45.93% |
| 616 | 454 | 1019 | 44.55% |
| 617 | 660 | 1612 | 40.94% |
| 618 | 564 | 1269 | 44.44% |
| 619 | 381 | 1280 | 29.77% |
| 620 | 555 | 1273 | 43.60% |
| 621 | 462 | 954 | 48.43% |
| 622 | 267 | 648 | 41.20% |
| 623 | 454 | 1062 | 42.75% |
| 624 | 403 | 767 | 52.54% |
| 625 | 434 | 771 | 56.29% |
| 626 | 515 | 982 | 52.44% |
| 627 | 263 | 682 | 38.56% |
| 628 | 401 | 802 | 50.00% |
| 629 | 224 | 551 | 40.65% |
| 630 | 327 | 817 | 40.02% |
| 631 | 210 | 572 | 36.71% |

| | | | |
|-----|-----|------|--------|
| 632 | 478 | 1126 | 42.45% |
| 633 | 242 | 782 | 30.95% |
| 634 | 317 | 708 | 44.77% |
| 635 | 406 | 768 | 52.86% |
| 636 | 562 | 1064 | 52.82% |
| 637 | 525 | 1170 | 44.87% |
| 638 | 596 | 948 | 62.87% |
| 639 | 508 | 864 | 58.80% |
| 640 | 414 | 813 | 50.92% |
| 641 | 341 | 772 | 44.17% |
| 642 | 446 | 1097 | 40.66% |
| 643 | 278 | 714 | 38.94% |
| 644 | 223 | 754 | 29.58% |
| 645 | 373 | 813 | 45.88% |
| 646 | 385 | 859 | 44.82% |
| 647 | 519 | 1101 | 47.14% |
| 648 | 386 | 893 | 43.23% |
| 649 | 245 | 671 | 36.51% |
| 650 | 285 | 732 | 38.93% |
| 651 | 390 | 930 | 41.94% |
| 652 | 326 | 907 | 35.94% |
| 653 | 396 | 696 | 56.90% |
| 654 | 533 | 1203 | 44.31% |
| 700 | 496 | 916 | 54.15% |
| 701 | 248 | 517 | 47.97% |
| 702 | 142 | 309 | 45.95% |
| 703 | 226 | 437 | 51.72% |
| 704 | 150 | 339 | 44.25% |
| 705 | 295 | 610 | 48.36% |
| 706 | 84 | 174 | 48.28% |
| 707 | 308 | 565 | 54.51% |
| 708 | 341 | 655 | 52.06% |
| 800 | 404 | 838 | 48.21% |
| 801 | 290 | 630 | 46.03% |
| 802 | 233 | 667 | 34.93% |
| 803 | 290 | 803 | 36.11% |
| 804 | 629 | 1224 | 51.39% |

| | | | |
|-----|-----|------|--------|
| 805 | 216 | 455 | 47.47% |
| 806 | 511 | 1056 | 48.39% |
| 807 | 628 | 1089 | 57.67% |
| 808 | 770 | 1712 | 44.98% |
| 809 | 573 | 967 | 59.26% |
| 810 | 580 | 994 | 58.35% |
| 811 | 638 | 1226 | 52.04% |
| 812 | 458 | 884 | 51.81% |
| 813 | 317 | 815 | 38.90% |
| 814 | 528 | 1013 | 52.12% |
| 815 | 252 | 725 | 34.76% |
| 816 | 447 | 997 | 44.83% |
| 817 | 507 | 784 | 64.67% |
| 818 | 608 | 989 | 61.48% |
| 819 | 485 | 841 | 57.67% |
| 820 | 428 | 690 | 62.03% |
| 821 | 462 | 1004 | 46.02% |
| 822 | 291 | 856 | 34.00% |
| 823 | 550 | 1521 | 36.16% |
| 824 | 515 | 990 | 52.02% |
| 825 | 341 | 560 | 60.89% |
| 826 | 418 | 744 | 56.18% |
| 827 | 401 | 792 | 50.63% |
| 828 | 227 | 584 | 38.87% |
| 829 | 234 | 657 | 35.62% |
| 830 | 118 | 589 | 20.03% |
| 831 | 191 | 715 | 26.71% |
| 832 | 126 | 288 | 43.75% |
| 833 | 112 | 600 | 18.67% |
| 834 | 24 | 695 | 3.45% |
| 835 | 38 | 401 | 9.48% |
| 836 | 196 | 465 | 42.15% |
| 837 | 159 | 713 | 22.30% |
| 838 | 97 | 384 | 25.26% |
| 839 | 340 | 578 | 58.82% |
| 840 | 281 | 540 | 52.04% |
| 841 | 390 | 695 | 56.12% |

| | | | |
|-----|-----|------|--------|
| 842 | 582 | 1047 | 55.59% |
| 843 | 713 | 1179 | 60.47% |
| 844 | 337 | 671 | 50.22% |
| 845 | 307 | 792 | 38.76% |
| 846 | 236 | 949 | 24.87% |
| 847 | 86 | 575 | 14.96% |
| 848 | 241 | 617 | 39.06% |
| 849 | 38 | 658 | 5.78% |
| 850 | 420 | 637 | 65.93% |
| 851 | 444 | 851 | 52.17% |
| 852 | 450 | 1043 | 43.14% |
| 853 | 349 | 809 | 43.14% |
| 854 | 342 | 876 | 39.04% |
| 855 | 275 | 718 | 38.30% |
| 856 | 269 | 563 | 47.78% |
| 857 | 457 | 818 | 55.87% |
| 858 | 553 | 886 | 62.42% |
| 859 | 513 | 812 | 63.18% |
| 860 | 407 | 638 | 63.79% |
| 861 | 353 | 602 | 58.64% |
| 862 | 387 | 625 | 61.92% |
| 863 | 454 | 725 | 62.62% |
| 864 | 390 | 618 | 63.11% |
| 865 | 253 | 576 | 43.92% |
| 866 | 434 | 794 | 54.66% |
| 867 | 307 | 679 | 45.21% |
| 868 | 559 | 855 | 65.38% |
| 869 | 324 | 540 | 60.00% |
| 870 | 235 | 631 | 37.24% |
| 871 | 329 | 720 | 45.69% |
| 872 | 144 | 662 | 21.75% |
| 873 | 299 | 439 | 68.11% |
| 874 | 538 | 967 | 55.64% |
| 875 | 63 | 470 | 13.40% |
| 876 | 38 | 474 | 8.02% |
| 877 | 319 | 668 | 47.75% |
| 878 | 247 | 608 | 40.63% |

| | | | |
|-----|-----|------|--------|
| 879 | 217 | 603 | 35.99% |
| 880 | 97 | 660 | 14.70% |
| 881 | 282 | 577 | 48.87% |
| 882 | 380 | 621 | 61.19% |
| 883 | 405 | 741 | 54.66% |
| 884 | 338 | 830 | 40.72% |
| 885 | 300 | 558 | 53.76% |
| 886 | 466 | 774 | 60.21% |
| 887 | 593 | 959 | 61.84% |
| 888 | 542 | 824 | 65.78% |
| 900 | 182 | 487 | 37.37% |
| 901 | 229 | 592 | 38.68% |
| 902 | 94 | 258 | 36.43% |
| 903 | 724 | 1701 | 42.56% |
| 904 | 200 | 480 | 41.67% |
| 905 | 118 | 264 | 44.70% |
| 906 | 248 | 552 | 44.93% |
| 908 | 386 | 895 | 43.13% |
| 909 | 240 | 529 | 45.37% |
| 910 | 333 | 737 | 45.18% |
| 911 | 399 | 869 | 45.91% |
| 912 | 509 | 1069 | 47.61% |
| 913 | 332 | 663 | 50.08% |
| 914 | 247 | 528 | 46.78% |
| 915 | 134 | 351 | 38.18% |
| 916 | 219 | 439 | 49.89% |
| 917 | 617 | 1218 | 50.66% |
| 918 | 552 | 1082 | 51.02% |