

WHERE DO MY PROPERTY TAXES GO?

TOTAL PROPERTY TAXES LEVIED IN BOULDER COUNTY — \$799,243,429

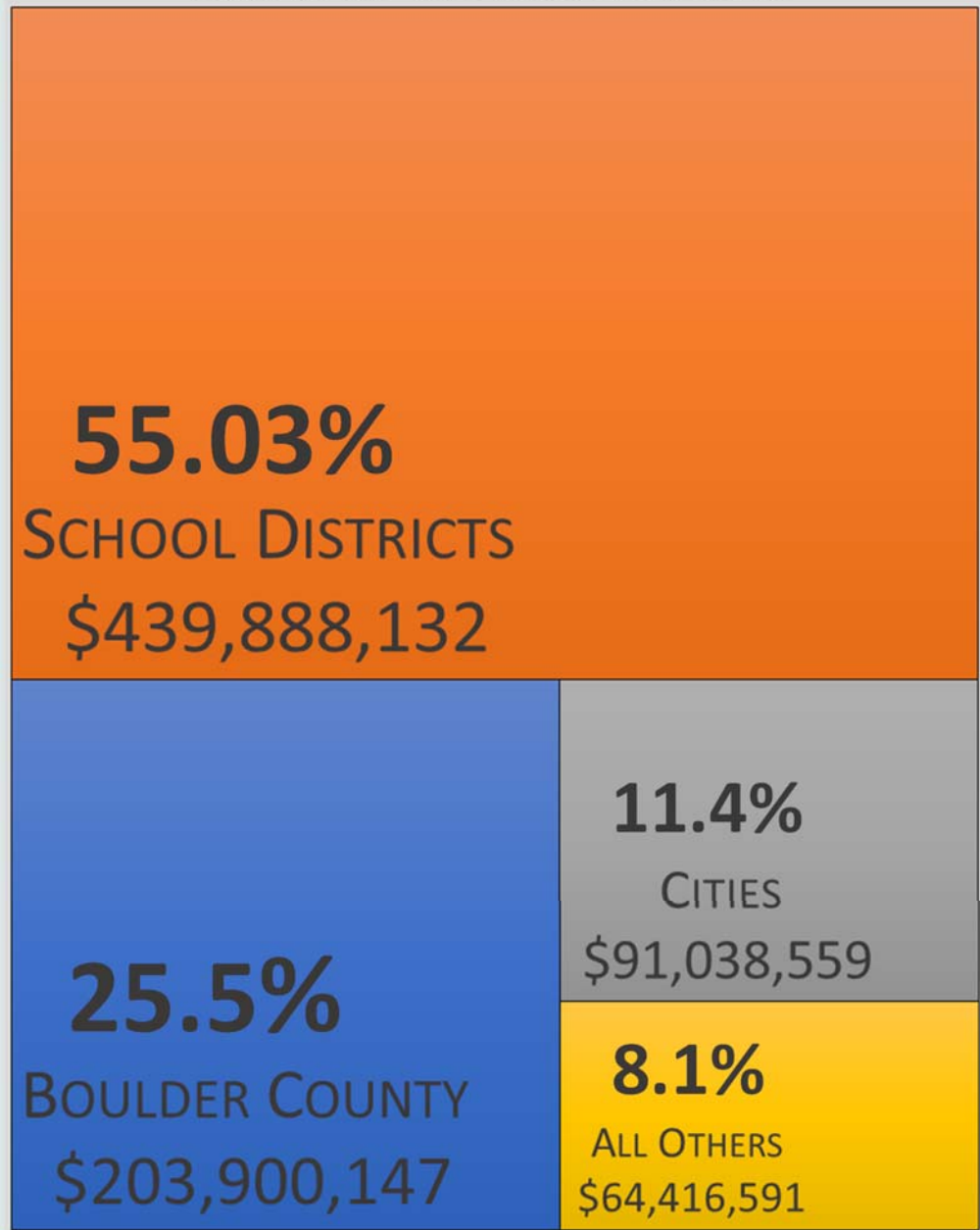
Boulder County collects property taxes for all taxing districts in the county, including school districts, cities, fire districts, water and sanitation districts, and other special districts, and distributes the monies to those districts.

BOULDER COUNTY DISTRIBUTION OF PROPERTY TAXES — \$203,900,147

Boulder County receives 25% of total property tax collected by the Treasurer’s Office.. The remaining 75% is distributed to other taxing entities including school districts and municipalities. The Boulder County revenue budget on page 1 reflects the net property tax, which is the gross levied property tax minus uncollectible amounts.

DISTRIBUTION OF PROPERTY TAXES

TOTAL PROPERTY TAXES LEVIED: \$799,243,429



COUNTY PROGRAM HIGHLIGHTS

SUSTAINABILITY, CLIMATE ACTION & RESILIENCE

The Boulder County Commissioners’ Sustainability Initiative was created to support the policies and practices that reduce the environmental footprint of county internal operations as well as to provide nationally recognized services for county employees, residents, and businesses. In 2020 the initiative was officially transitioned into the Office of Sustainability, Climate Action & Resilience (OSCAR). The OSCAR provides resources, knowledge, and motivation to make sustainability an integral part of our public service mission. This initiative has continued to grow and evolve, engaging the expertise of employees from all county departments, working cooperatively within the county and with community and intergovernmental partners to achieve sustainability within our communities.



ELECTION UPGRADES & OUTREACH


The Boulder County Clerk and Recorder hosted a series of four community presentations at various locations around Boulder County in 2019.

These community presentations provided a unique opportunity to learn about what happens behind the scenes to ensure an efficient, accurate, and secure election. The presentation included information about the upcoming elections, ballot processing basics, voter statistics, recent legislative impacts on elections, election security, and offered the community an intimate setting to get to know their new County Clerk and Recorder, Molly Fitzpatrick.



OFFICE OF FINANCIAL MANAGEMENT
 BOULDER COUNTY COURTHOUSE
 (303) 441-3419
www.bouldercounty.org

BOULDER COUNTY, COLORADO 2020 BUDGET SUMMARY



2020 REVENUES

TOTAL REVENUES: \$458,683,742



The 2020 budgeted revenue for Boulder County is \$458.7 million generated from the following sources:

PROPERTY TAXES — \$201.8 MILLION:
 The Boulder County revenue budget reflects net property tax, which is the total levied minus uncollectible amounts. More information on property taxes appears here in the section "Where do my property taxes go?"

SALES & USE TAXES — \$64.9 MILLION:
 Restricted to voter-approved initiatives designated to Sustainability, Open Space, Offender Management, Worthy Cause, Transportation, and Trails.

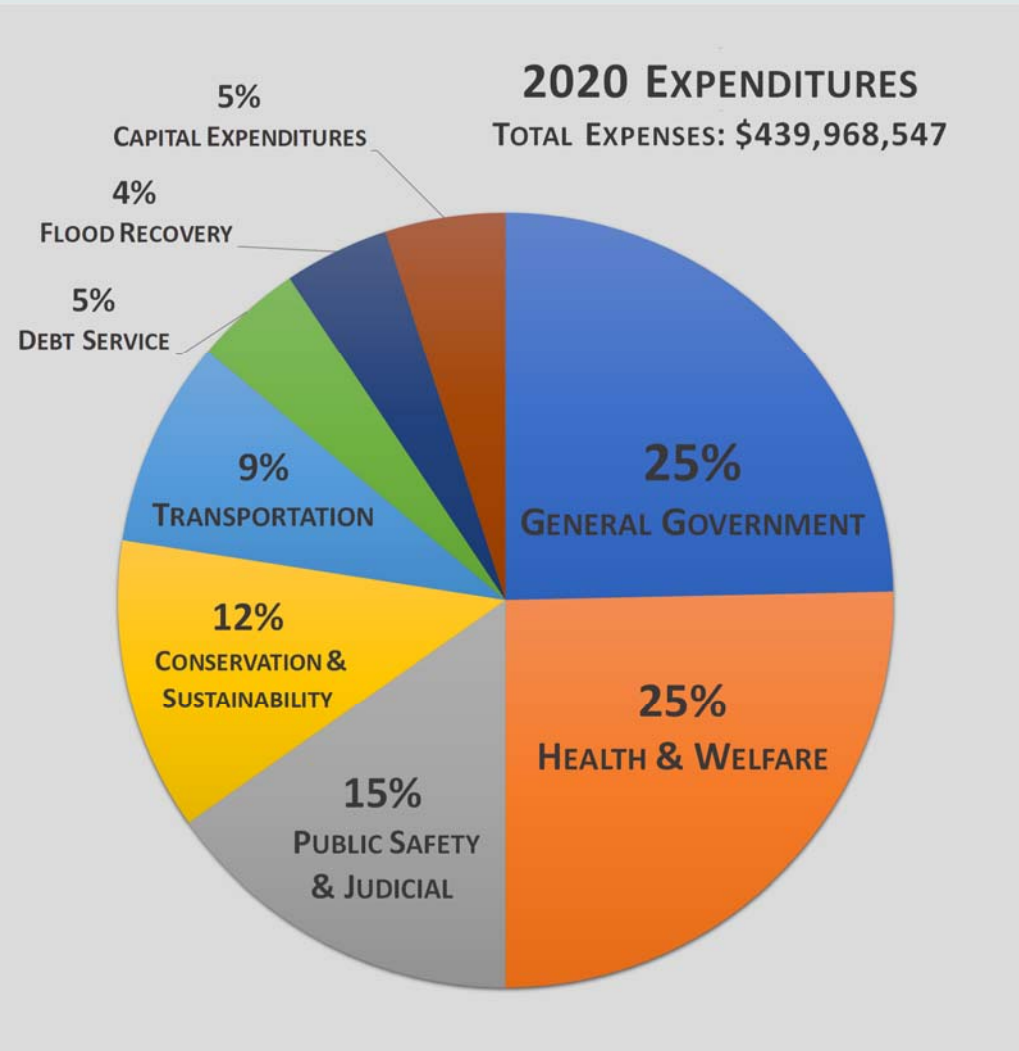
OTHER REVENUES — \$110.7 MILLION:
 Major "other revenues" include specific ownership taxes, motor vehicle fees, recording and filing fees, Treasurer’s fees, building permits, various other fees, rents, and charges for services.

INTERGOVERNMENTAL — \$47.6 MILLION:
 These revenues are primarily federal and state pass through monies for human services programs, state shared monies for roads, state lottery proceeds, and other various grant programs except for the reimbursements for 2013 flood recovery projects, which is broken out separately here.

FLOOD REIMBURSEMENTS — \$33.5 MILLION:
 Flood reimbursements and grants from state and federal agencies such as FEMA, FHWA and State of Colorado resulting from the 2013 event.

2020 BUDGETED EXPENDITURES

Boulder County's adopted 2020 expenditures are \$439.9 million, an increase of \$7.0 million or 2% over the 2019 budget. The following chart summarizes the 2020 expenditures by government function. The expenditure details that follow further describe the organizational budgets of departments and offices across Boulder County.



EXPENDITURE DETAILS

GENERAL GOVERNMENT – \$108,473,234

Includes all expenditures for the administrative branch and covers a range of core functions of county government. Services are provided by the Board of County Commissioners, Administrative Services, Assessor, Treasurer, County Attorney, Clerk & Recorder, Land Use and Surveyor.



General Government	Budget
County Commissioners' Office	\$ 46,588,597
Administrative Services Department	\$ 34,770,590
Clerk and Recorder's Office	\$ 10,301,383
Land Use Department	\$ 5,994,192
Assessor's Office	\$ 5,592,698
County Attorney's Office	\$ 3,664,461
Treasurer's Office	\$ 1,533,542
Surveyor	\$ 27,770
Total	\$ 108,473,234

HEALTH & WELFARE – \$111,543,188

Includes all expenditures for the conservation and improvement of public health, to provide public assistance and institutional care for individuals economically unable to provide essential needs for themselves, and to eliminate or ameliorate poverty and its causes. Services are provided by Public Health, Community Services, and Housing and Human Services departments.



Health & Welfare	Budget
Housing and Human Services Department	\$ 76,450,096
Community Services Department	\$ 27,241,173
Public Health Department	\$ 7,851,919
Total	\$ 111,543,188

PUBLIC SAFETY & JUDICIAL – \$66,964,100

Includes all expenditures for the agencies whose purpose is to provide for the protection of persons and property. Services in this category are provided by the Sheriff, District Attorney, and Coroner.

Public Safety & Judicial	Budget
Sheriff's Office	\$ 54,500,574
District Attorney's Office	\$ 10,811,609
Coroner's Office	\$ 1,651,917
Total	\$ 66,964,100

CONSERVATION & SUSTAINABILITY – \$53,846,706

Includes all expenditures to conserve and manage natural resources such as land, water, soil, historical assets and energy as well as broader sustainability programs to improve environmental health, combat climate change and build resilience. Services are provided by the Office of Sustainability, Climate Action & Resilience, Resource Conservation Division, and Parks & Open Space Department.



Conservation & Sustainability	Budget
Parks and Open Space Department	\$ 37,198,210
Sustainability, Climate Action and Resilience Office	\$ 8,609,038
Resource Conservation Division	\$ 8,039,459
Total	\$ 53,846,706

TRANSPORTATION – \$37,845,861

Includes all expenditures for the construction and maintenance of roadways, walkways, transit, bikeways, bridges, and storm drainage. Includes intergovernmental expenditures for payments to cities for road improvements. Services are provided by the Transportation Department.

Transportation	Budget
Transportation	\$ 37,845,861

CAPITAL EXPENDITURES – \$22,081,975

Includes all expenditures for the construction and maintenance of public buildings, including new building projects and renovations. This category also includes capital investments in technology, equipment and information systems that support county-wide operations.

Capital Expenditures	Budget
Buildings, Infrastructure and Outlay	\$ 22,081,975

FLOOD RECOVERY – \$19,299,722

The flood recovery expenditures represent the continued work done to recover from the 2013 flood. Services are provided by a range of organizations including the Board of County Commissioners, Transportation Department and Parks & Open Space Department.



Flood Recovery	Budget
Flood Recovery	\$ 19,299,722

DEBT SERVICE – \$19,913,760

Includes all expenditures for interest and principal payments on general long-term debt and fiscal agent fees connected thereto. Payments in this category are provided for across several county funds.

Debt Service	Budget
Debt Service	\$ 19,913,760

BOULDER COUNTY 2020 BOARD OF COMMISSIONERS



CHAIR, DEB GARDNER COMMISSIONER, ELISE JONES VICE CHAIR, MATT JONES