

Boulder Valley RE 2 School Immunization Rates

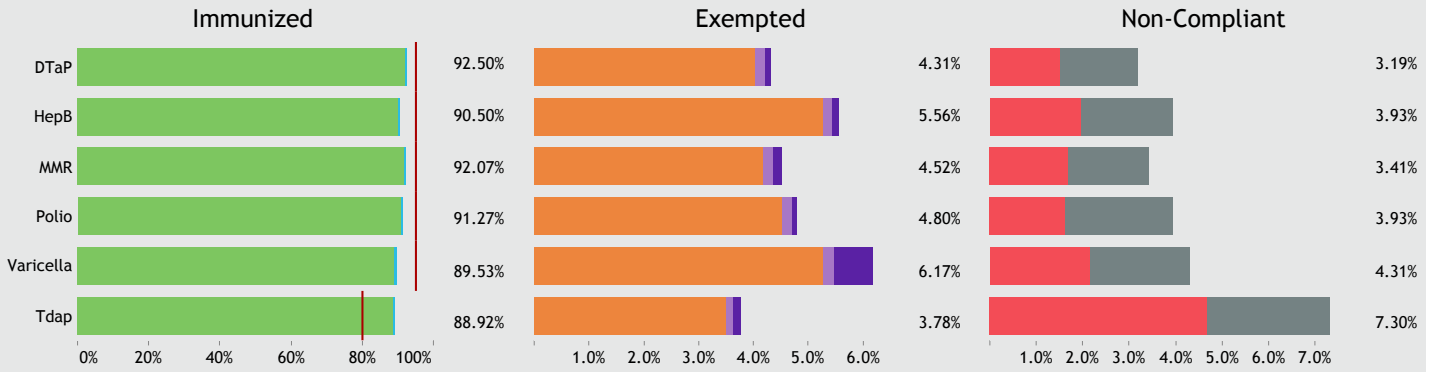
School Year: 2017/2018 | **2018/2019** | 2019/2020

Survey Type: **School** | Kindergarten

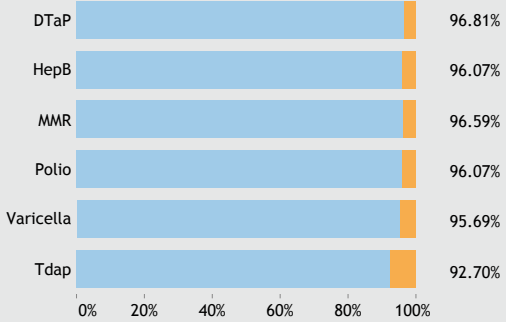
Comparison Mode: On | Off

School District
Boulder Valley RE 2

Fully Immunized Rate In Process Rate HP2020 Goals Personal Exemption Rate Religious Exemption Rate Medical Exemption Rate No Record Rate Incomplete Record Rate

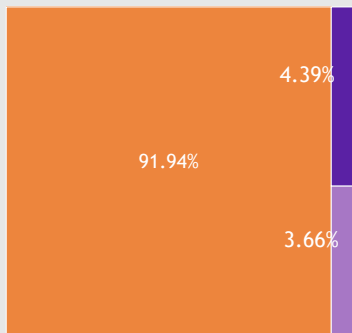


Compliance Rates



All Vaccines Percent of All Exemptions

Click a vaccine above to adjust



Number of Schools
55 (3.2%)

Number of Students
30,402 (3.62%)