

Boulder Valley RE 2 School Immunization Rates

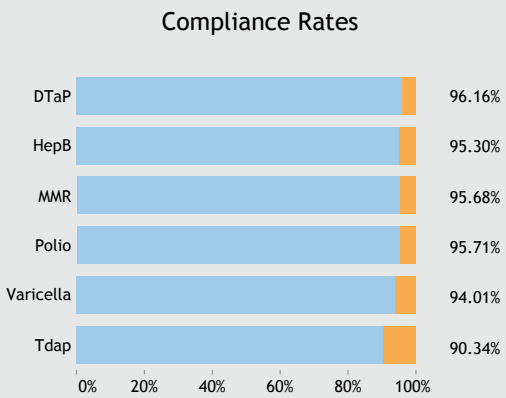
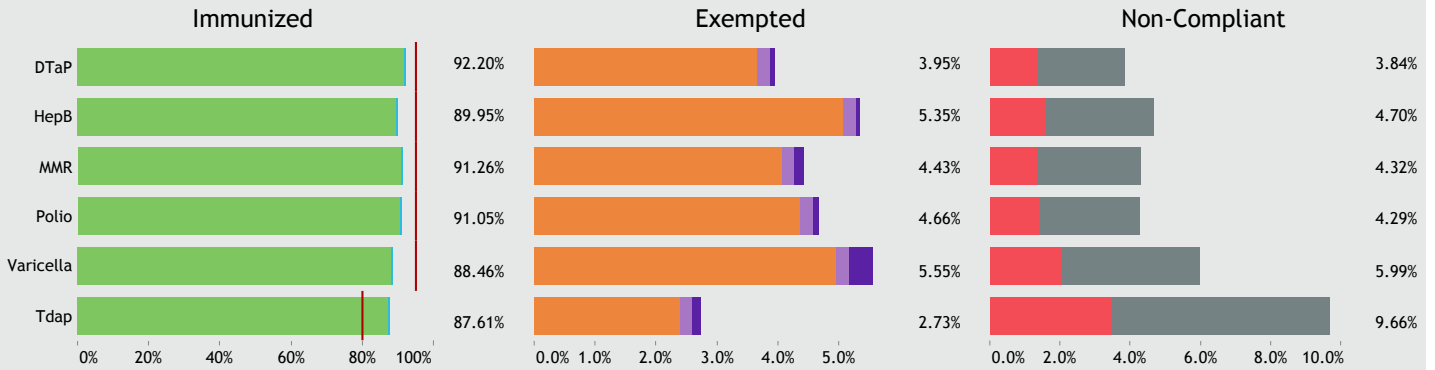
School Year: **2017/2018** | 2018/2019 | 2019/2020

Survey Type: **School** | Kindergarten

Comparison Mode: **On** | Off

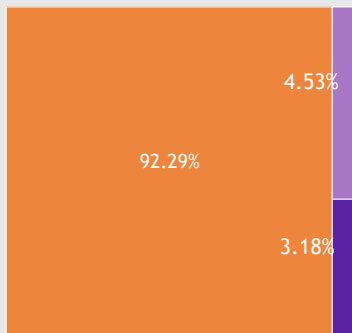
School District: Boulder Valley RE 2

Fully Immunized Rate | In Process Rate | HP2020 Goals | Personal Exemption Rate | Religious Exemption Rate | Medical Exemption Rate | No Record Rate | Incomplete Record Rate



All Vaccines Percent of All Exemptions

Click a vaccine above to adjust



Number of Schools
55 (3.2%)

Number of Students
30,295 (3.57%)