

All Injury-Fatality Crashes in the Town of Nederland Area, 2009 to 2018



Source: Alamy Stock Photo

The document reviews all Injury-Fatality crashes that occurred in the Town of Nederland and the surrounding area, from 2009 to 2018. Injury-Fatality Crashes incorporate crashes that range from injury level 2, or complaint of injury, to injury level 5, or a fatal crash.

The first map in the document displays all Injury-Fatality crashes that occurred in the Nederland area from 2009 to 2018, by severity level. 88% of the Injury-Fatality crashes (133 of 152 total) in the area shown on the map did not take place at an intersection. Two of the intersection-related crashes took place at the roundabout in Nederland, though were Minor Injury crashes. One additional Minor Injury crash took place on Lake Eldora Ski Rd just west of the map border displayed. The next map displays all Injury-Fatality crashes from 2009 to 2018, by crash type. Single-vehicle crashes are the most common crash type, and head on and rear end crashes rank as the next most frequent crash types.

Crash Severity Levels

The crash severity of a crash is determined by law enforcement and recorded as part of the tabular data on an Accident Report Form. There are five levels of crash severity, determined by the most serious injury resulting from a crash:

Injury Level 1= Property Damage Only

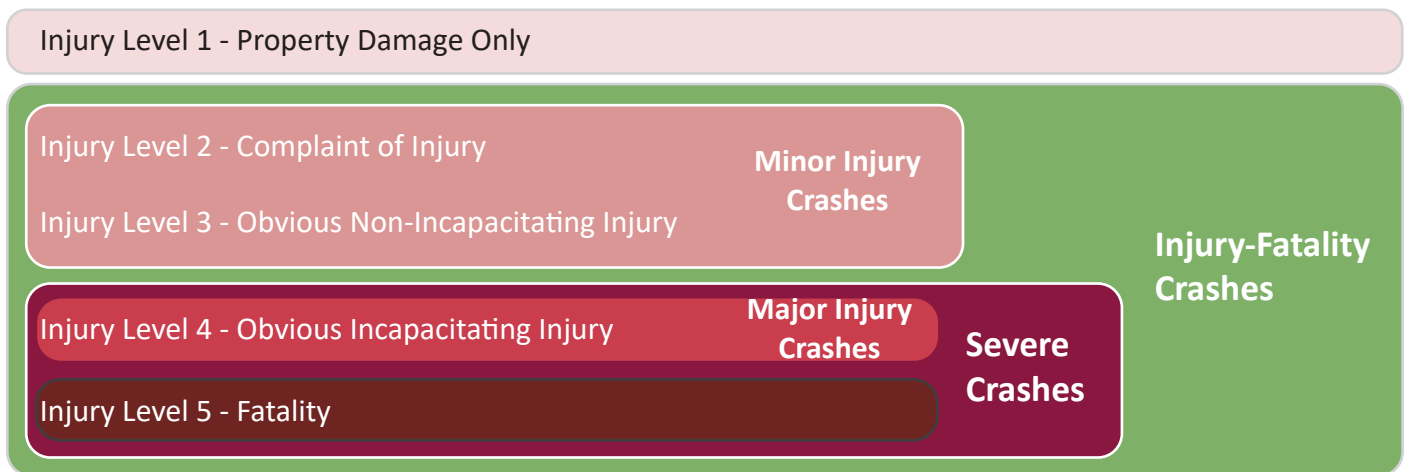
Injury Level 2= Complaint of Injury

Injury Level 3= Obvious Non-Incapacitating Injury

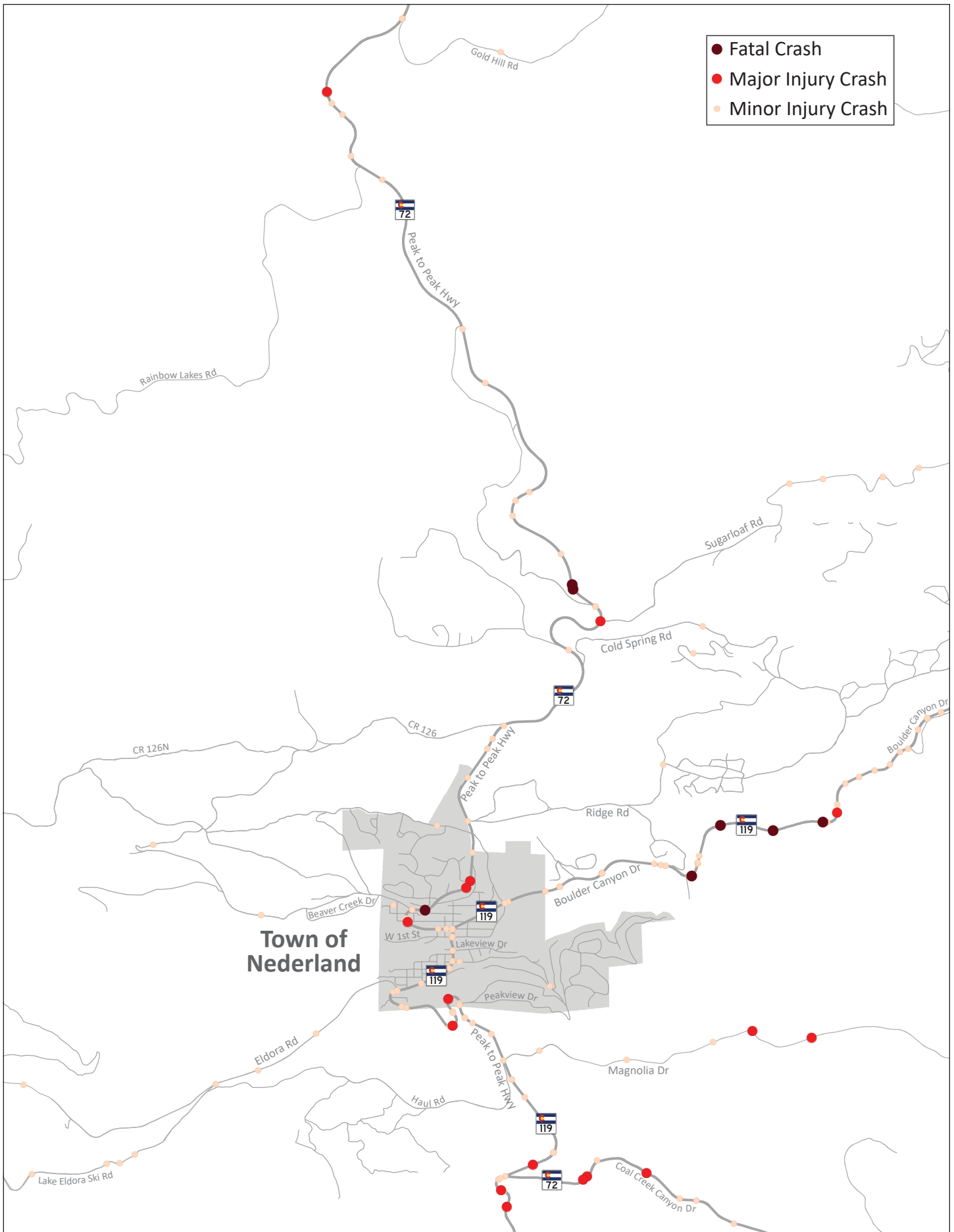
Injury Level 4= Obvious Incapacitating Injury

Injury Level 5= Fatality

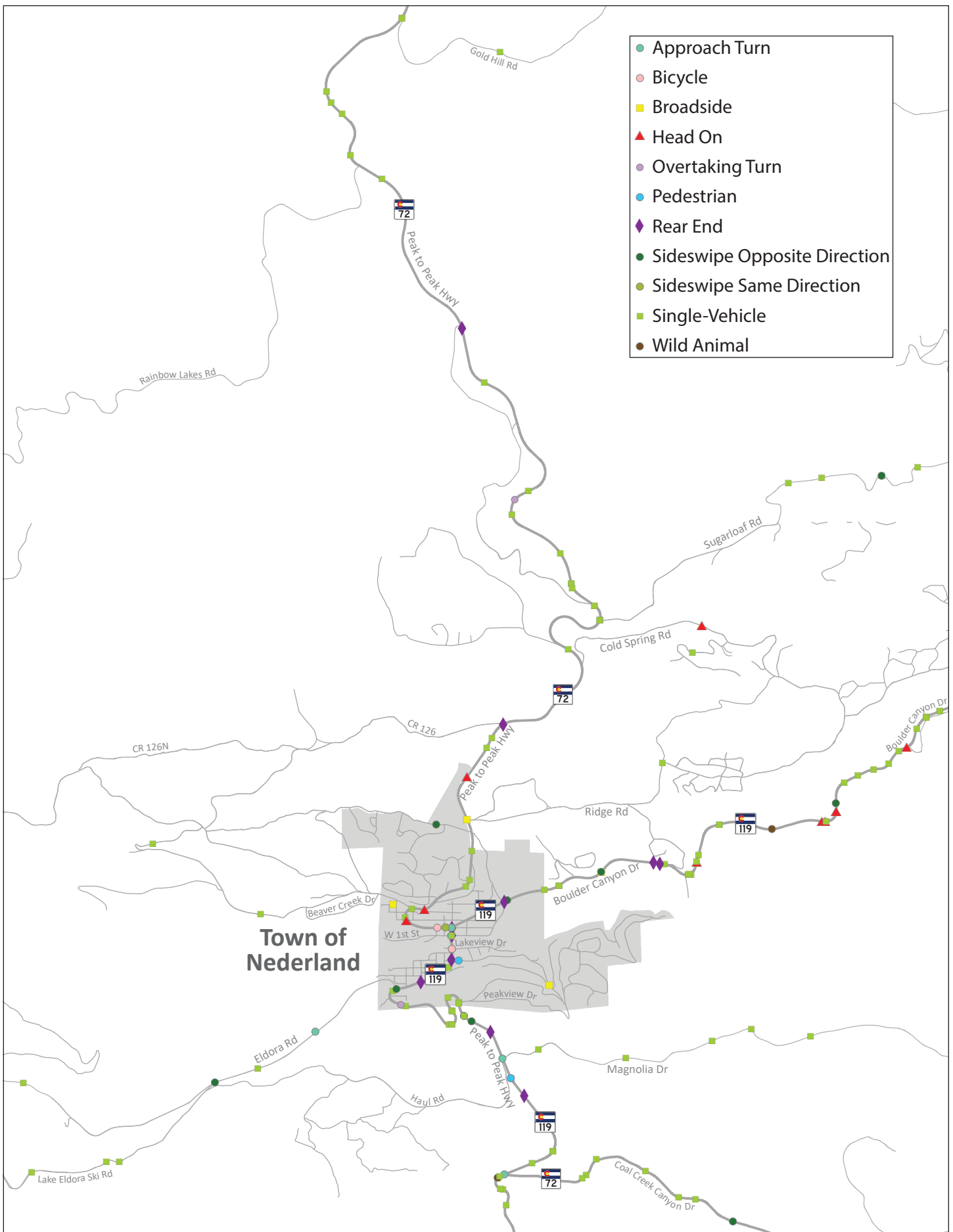
Throughout the document, we will refer to four levels of crash severity:



All Injury-Fatality Crashes in Town of Nederland Area, 2009 to 2018, by Severity



All Injury-Fatality Crashes in Town of Nederland Area, 2009 to 2018, by Crash Type



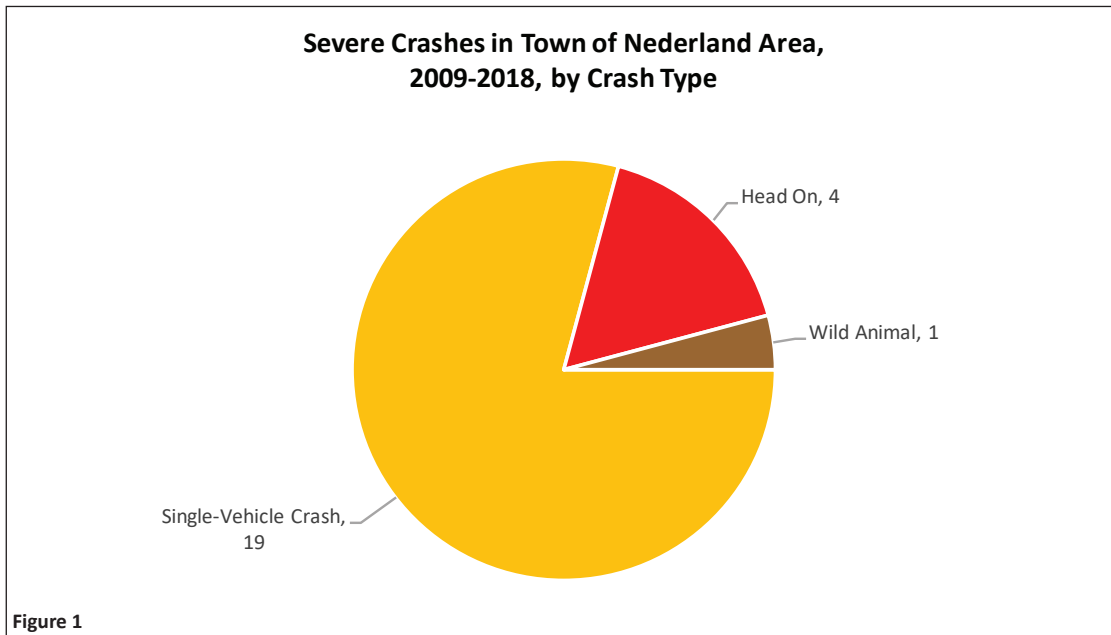


Figure 1 displays all Severe Crashes in the Nederland area shown on the maps previously displayed from 2009 to 2018. Of the 24 Severe crashes that occurred, 79% (19 of 24 total) are single-vehicle crashes. The remaining Severe crashes are head on crashes or involved a wild animal.

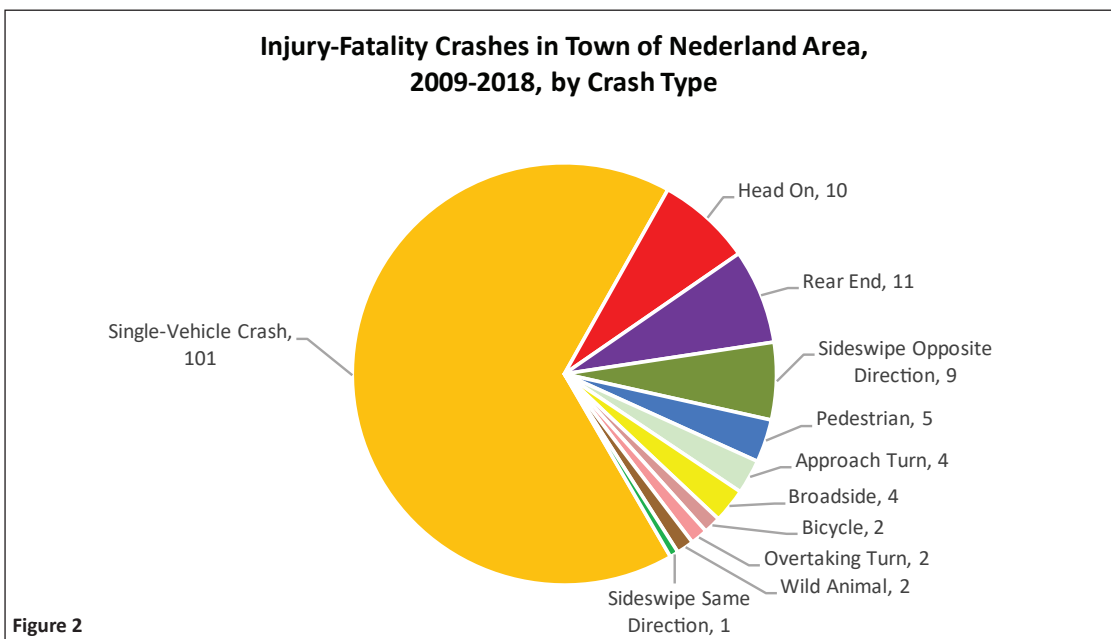


Figure 2 displays all Injury-Fatality Crashes in the Nederland area shown on the maps. 66% of the Injury-Fatality crashes are single-vehicle crashes (101 of 152). Head on and rear end crashes also accounted for 14% of all the Injury-Fatality crashes (21 of 152) in the Nederland area from 2009 to 2018.