

# Accessing RTD Mobile Ticketing

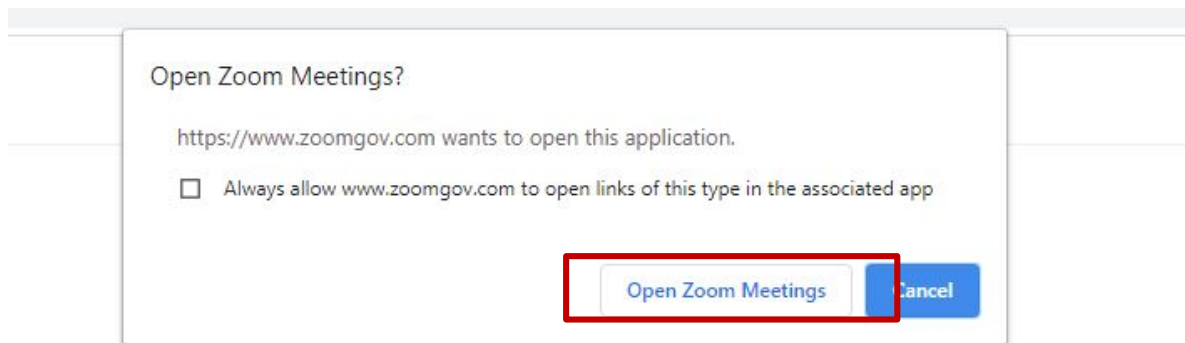


# Zoom Features & Housekeeping

Open Meeting in Zoom

Open Meeting in Browser

Call Into Meeting



Click **Open Zoom Meetings** on the dialog shown by your browser

If you don't see a dialog, click **Launch Meeting** below.

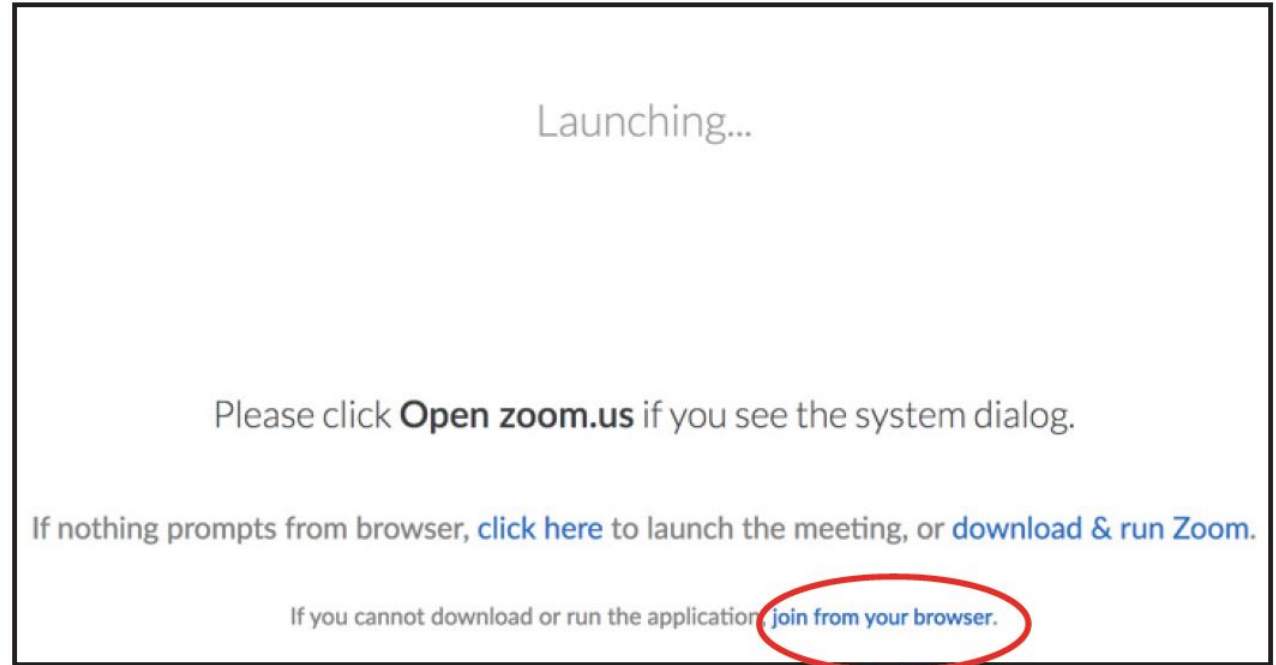
Launch Meeting

# Zoom Features & Housekeeping

Open Meeting in Zoom

Open Meeting in Browser

Call Into Meeting



# Zoom Features & Housekeeping

Open Meeting in Zoom

Open Meeting in Browser

Call Into Meeting

## Phone one-tap

Phone one-tap: US: [+16692545252](tel:+16692545252) or [+16468287666](tel:+16468287666)

## Join by Telephone

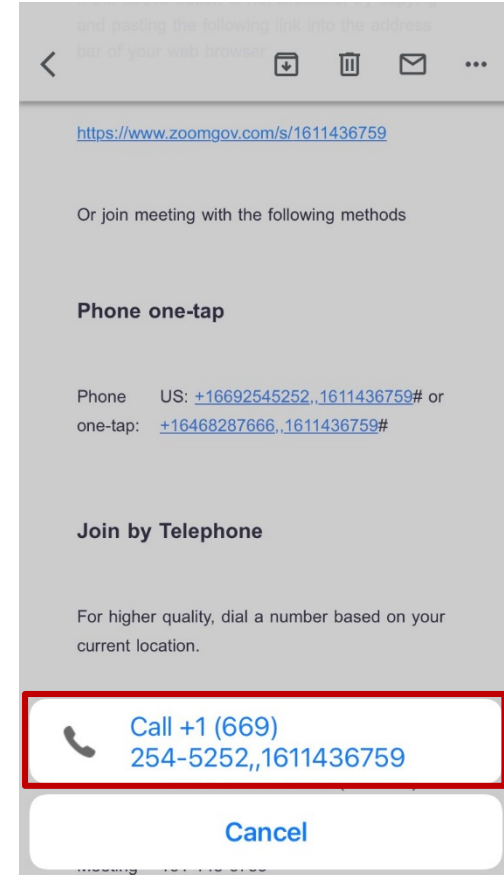
For higher quality, dial a number based on your current location.

Dial:

US : +1 669 254 5252 or +1 646 828 7666 or 833 568 8864 (Toll Free)

Meeting ID: 161 143 6759

International numbers



# Zoom Features & Housekeeping

Video Helps with Communication







Please Mute Unless Speaking

Type Comments in Chat Function

Meeting Participants

Recording Meeting

Participants (3)

AJ	Aidan Johan (Me)	 
MF	Mobility for All (Host)	 
AC	Ana Colon Quinones	 

Raise Hand yes no go slower go faster more

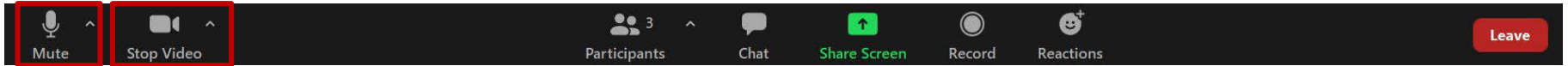
Invite Mute Me

Mute Stop Video Participants 3 Chat Share Screen Record Reactions Leave

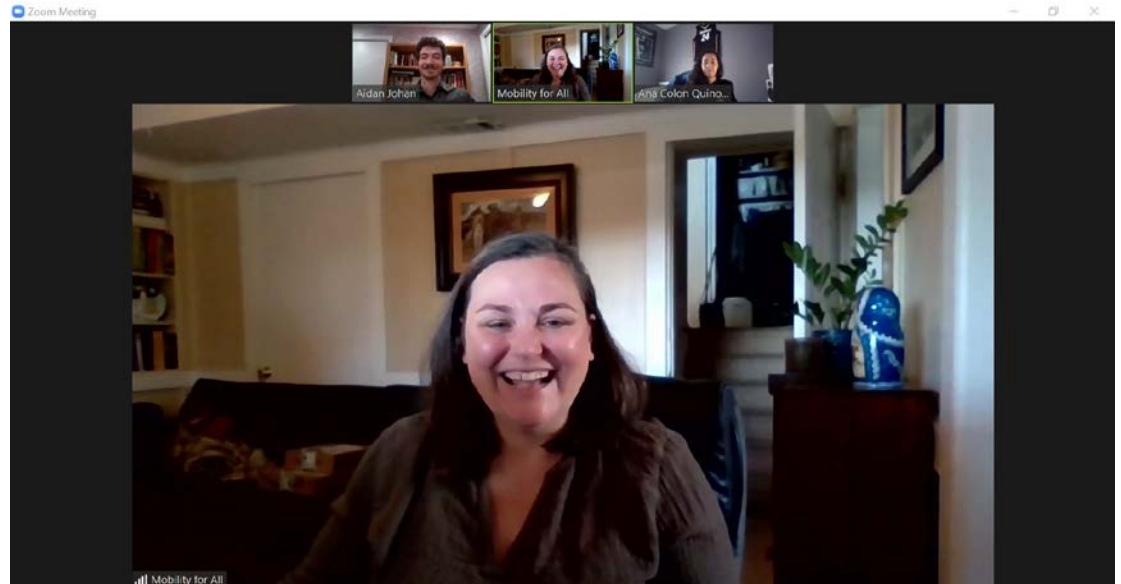
Aidan Johan Mobility for All Ana Colon Quino...

View

# INTRODUCTIONS



- Name
- City
- Have you Used Lyft?

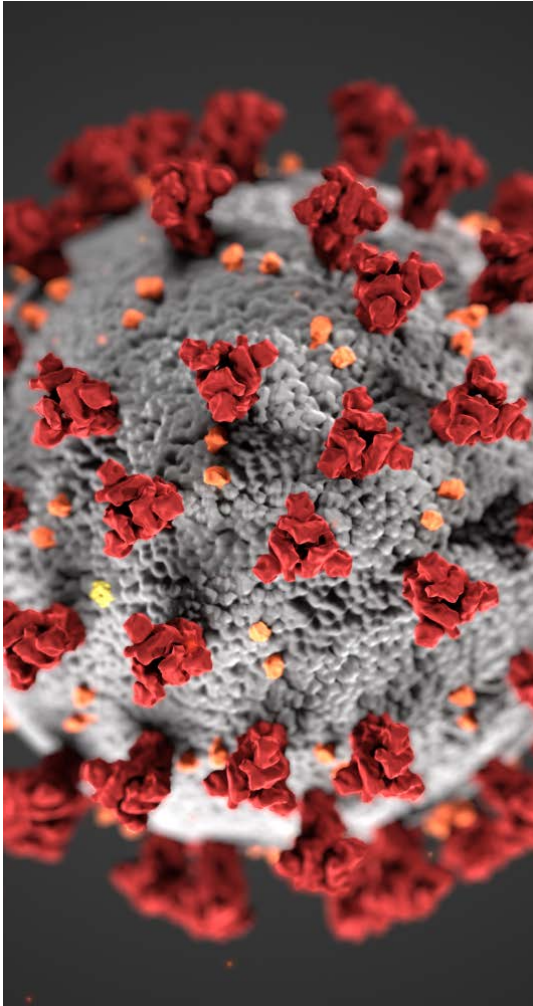




**Mobility for All**

**Promote Equitable, Affordable &  
Accessible Transportation Options for  
Limited Mobility Individuals**





# COVID-19 Pandemic

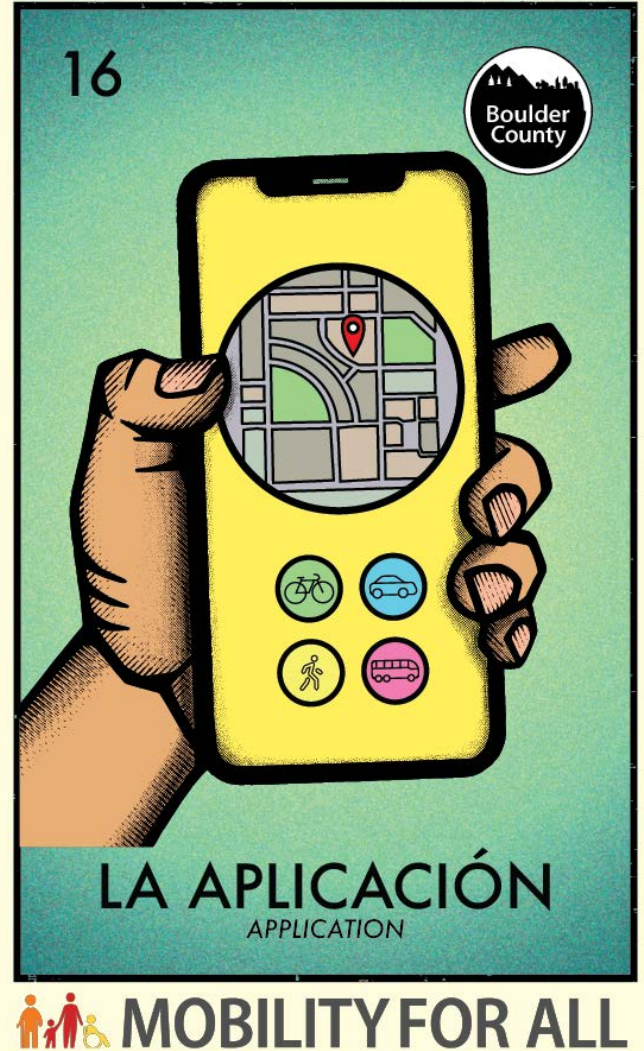
- Exposing Inequities
- Changing How People Travel
- Increase Cleaning and Disinfection
- Transforming Service Delivery





# M4A Workshop Series

- Technology & My Mobility
- Using Lyft
- Using Uber
- **Accessing RTD**
- Google Maps



# Workshop Goals

---

- Increase Confidence Using Transit App
- Increase Confidence Accessing RTD Mobil Tickets
- Connect People with Ambassadors
- Receive Transportation Supports
- Receive 10 RTD Mobile Tickets



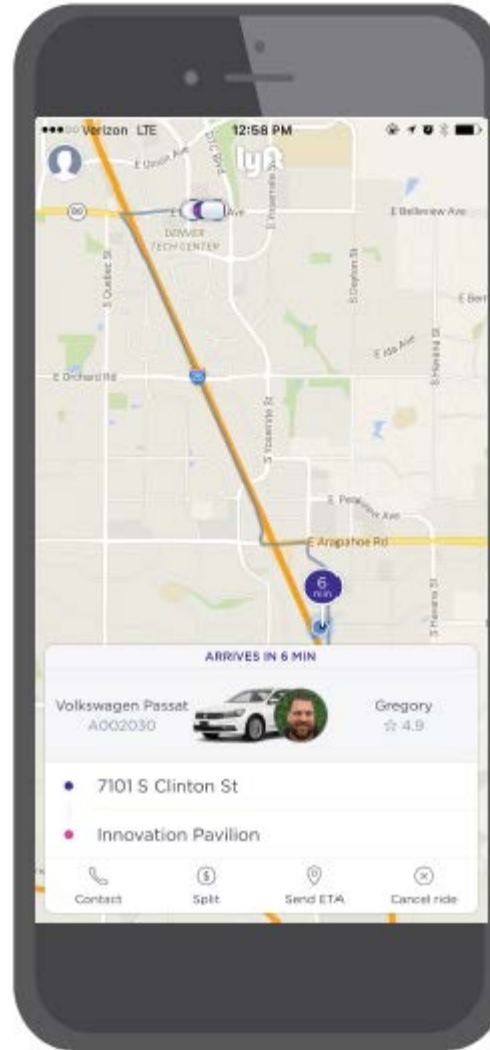


**M4A Ambassadors**

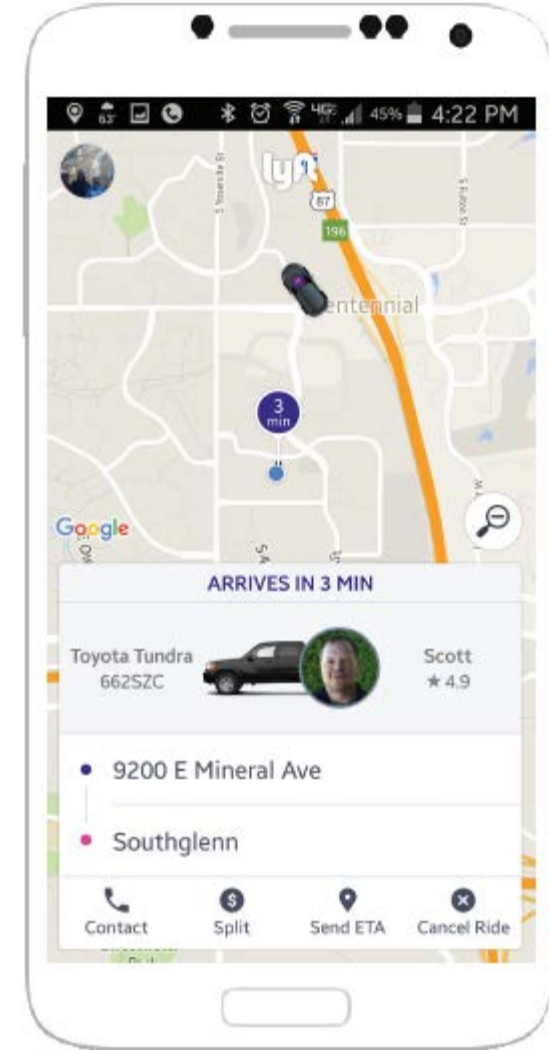


# Differences

- Smartphones
- Preferences



iPhone



Android

# Safety

---

- Apps are Not Perfect
- Cross the Street at a Crosswalk
- Emergency Contact Number



# Privacy

---

## RTD Collects, Uses, and Shares Data

- Tickets Purchased
- Time and Date of Activation
- Device Information
- More Information:
  - [www.rtd-denver.com/fares-passes/mobile-tickets-privacy-policy](http://www.rtd-denver.com/fares-passes/mobile-tickets-privacy-policy)





# Transit During Covid-19

---

- All Riders Must Wear a Mask While on the Bus
- Arrive at the Bus Station No More Than 10min Prior to Bus's Departure if Possible
- Maintain 6ft of Separation While Waiting for the Bus
- Sanitize and Wash Hands



# Materials

- Handouts
- Presentation
- Transportation Planning Worksheet

 **SENIOR PLANET**  
*Aging with Attitude*

RTD Mobile Ticketing



RTD's convenient mobile ticketing app for iOS and Android allows you to purchase tickets while you're on the go! To get started, you'll need the following:

- **iPhone** users: your Apple ID & password
- **Android** users: your Google sign in information

- 1 Tap on the App Store  or the Google Play Store.  Then, type **RTD** in the search bar.
- 2 Tap **Get** next to **RTD Mobile Tickets** to download the app. After the app downloads, tap **Open**.







## WORKSHOPS: USING APPS ON YOUR SMARTPHONE

Please note, for all sessions, please bring your smartphone and your Apple ID or Google Play Store password so that you can download the app.

# Trip Planner



### Google Maps

Learn to download and use Google Maps to get directions using your preferred transportation method, be it foot, car, bicycle, public transportation, or ride-sharing service.



### Transit App

You'll learn to download and use the app to get bus schedules and quickly and easily compare transportation choices, including public transit, bikeshare, carshare, and even electric scooter.



### RTD's Mobile Ticketing

Learn how to download and use RTD's convenient mobile ticketing app to purchase bus and transit tickets while you're on the go.



### Ridesharing App

Learn to download the app, book a ride, pay with your credit card through the app, and understand important ride-sharing safety tips.



### Ridesharing App

Learn to download the app, book a ride, pay with your credit card through the app, and understand important ride-sharing safety tips.

## ADDITIONAL TRANSPORTATION AND TRIP PLANNING RESOURCES

### RTD Trip Planner and Next Ride system

303-299-6000, [www.rtd-denver.com/app/plan/trip](http://www.rtd-denver.com/app/plan/trip)

### RTD Access-a-Ride

303-299-2960, [www.rtd-denver.com/accessARide](http://www.rtd-denver.com/accessARide)

### Via Mobility Services

303-444-3043, [viacolorado.org](http://viacolorado.org)

### zTrip

303-699-8747, [www.ztrip.com](http://www.ztrip.com)

### GoGoGrandparent

855-464-6872, [gogograndparent.com](http://gogograndparent.com)

### DRMAC

303-243-3113,  
[www.drmac-co.org/getting-there-guide](http://www.drmac-co.org/getting-there-guide)

### Area Agency on Aging Resource Line

303-441-1617

### Faith in Action Volunteer Driver

303-666-9312, [jdaviesfia@aol.com](mailto:jdaviesfia@aol.com)

### Medicaid IntelliRide (formerly VEYO)

303-398-2155

EMERGENCY CONTACT PHONE NUMBER:

# Trip Planner



## TRANSPORTATION PLANNING WORKSHEET

### SO MANY WAYS TO GET AROUND:

One mode of transportation does not fit all needs. By integrating various modes; transportation becomes flexible & provides diverse options for diverse needs: Social, Economic, Affordability, Independence, Quality of Life and Health.

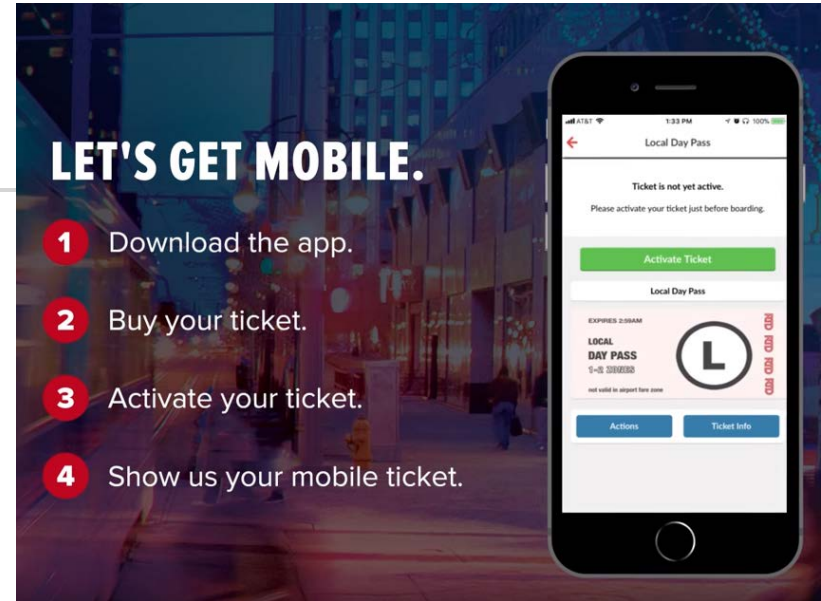




DATE TIME	STARTING ADDRESS	WHERE DO I GO? Examples: store, doctor, pharmacy, etc.	HOW DO I GET THERE? Examples: friend, bus, Lyft/Uber, etc.	CO\$T	NOTES




## What is Mobile Ticketing?

- Smartphone-Based Payment Method
- Trip Planning Uses Browser



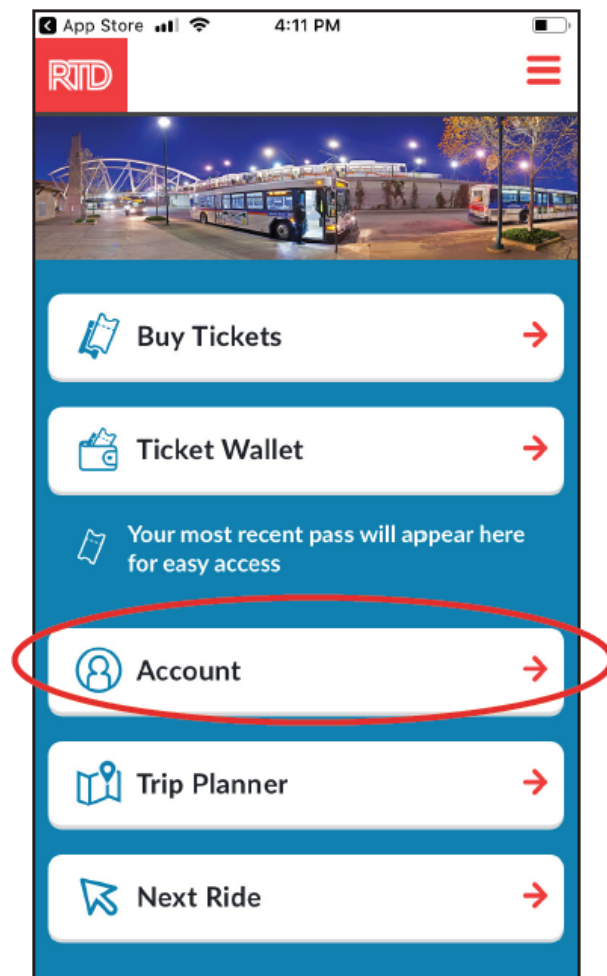
1 Tap on the App Store  or the Google Play Store.  Then, type **RTD** in the search bar.

2 Tap **Get** next to **RTD Mobile Tickets** to download the app. After the app downloads, tap **Open**.

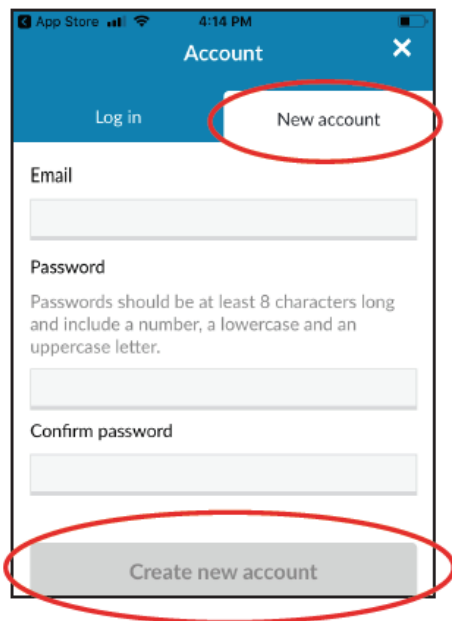




- 3 When the app opens, this is the screen you'll see. Tap **Account** to log in to or sign up for your RTD account.



- 4** Tap **New Account** to sign up for your RTD account and fill in the required information. Write down the email and password you use to sign up in the space below. Tap **Create new account** to proceed.



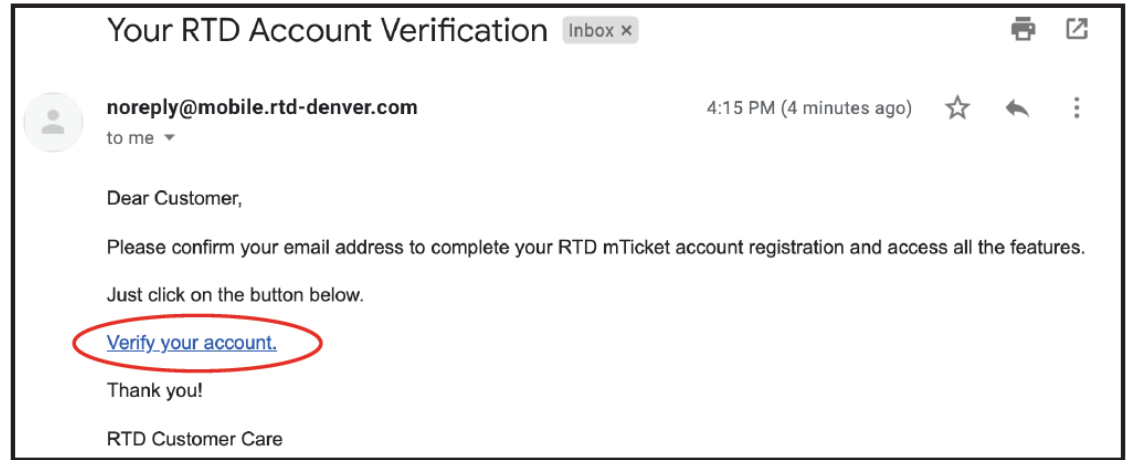
Email: \_\_\_\_\_

Password: \_\_\_\_\_

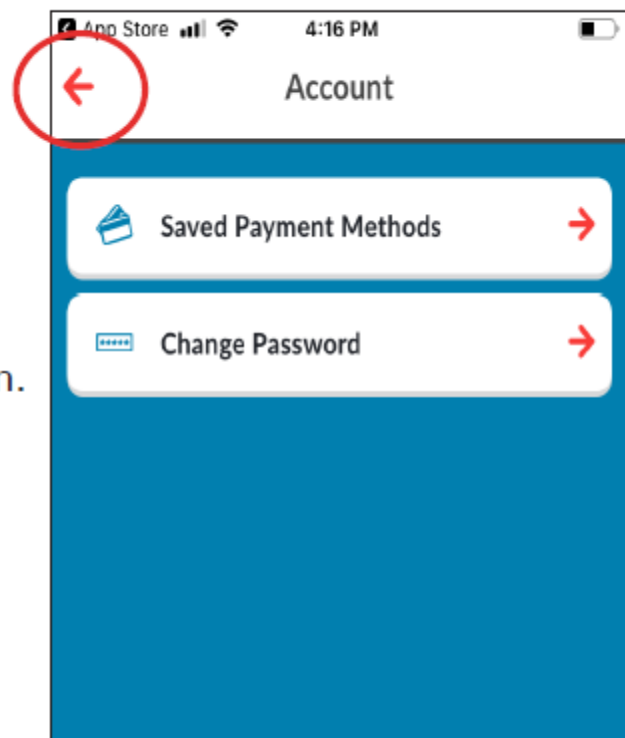


If you already have an RTD account, tap **Log in** and enter the email and password you used to sign up.

- Once you have created your account do not forget to look for the verification email from RTD
- Once verified your account is ready to use

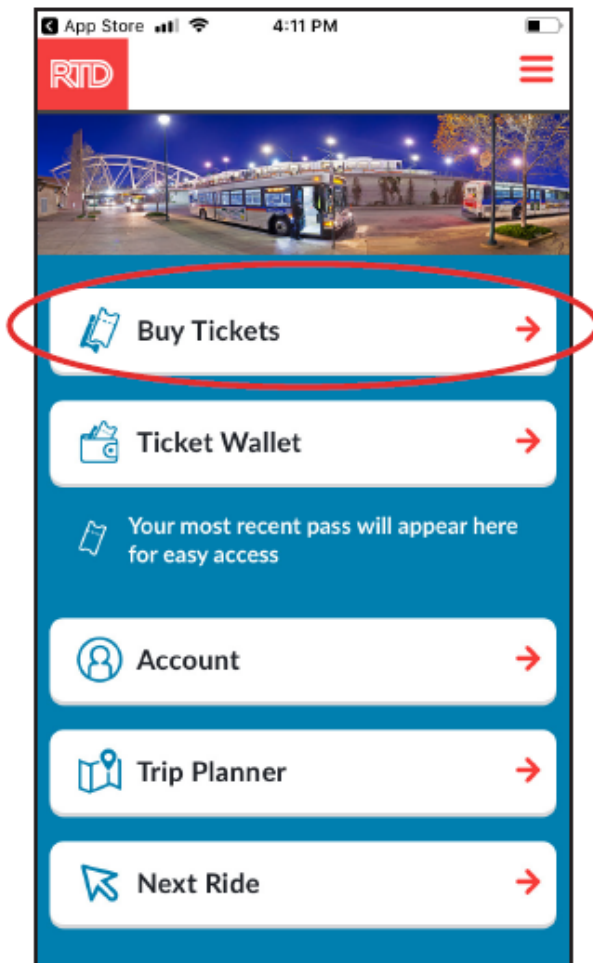


- 5 The next screen you'll see will show you options for Saved Payment Methods and Change Password. Tap the **red, back arrow** in the top, left-hand corner to go back to the home screen.

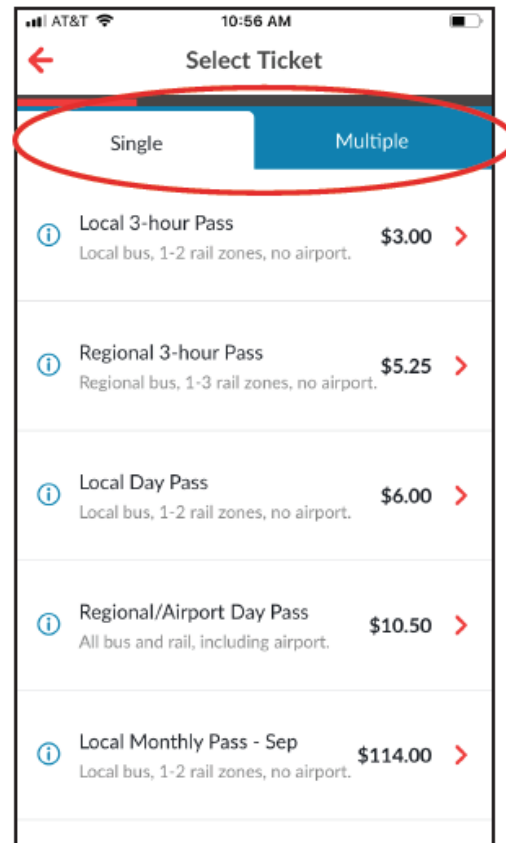
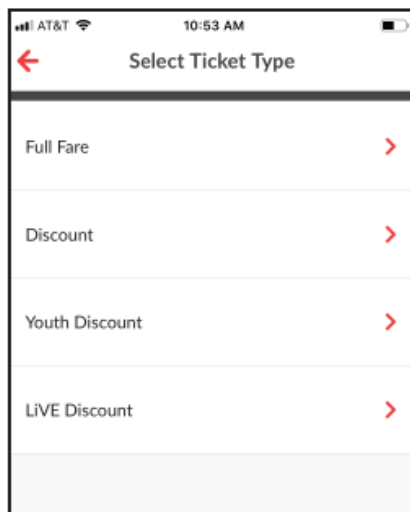


## Buying Tickets

- 1 From the home screen, select **Buy Tickets**.



- 2 Select the type of ticket you'd like to purchase from the menu. A second menu will appear where you can select to buy multiple tickets. Select the type of ticket you need for your trip.





## Mobile Ticketing Fares for 2019

### Local

**\$3.00**

/\$1.50\*/\$0.90\*\*

3-Hour Pass

### Regional

**\$5.25**

/\$2.60\*/\$1.60\*\*

3-Hour Pass

### Airport

**\$10.50**

/\$5.25\*/\$3.20\*\*

3-Hour Pass

## Discounted Fares

- Youth Age 6-19 Receive a 70% Discount
- Seniors 65+ receive a 50% Discount
- Individuals with Disabilities Receive 50% Discount
- Individuals Enrolled in LIVE Receive a 40% Discount

### Local

**\$6.00** /\$3.00\*/\$1.80\*\*

Day Pass

### Regional/Airport

**\$10.50**

/\$5.25\*/\$3.20\*\*

Day Pass

### Local

**\$114** /\$57\*/\$34.20\*\*

Monthly Pass

### Regional/Airport

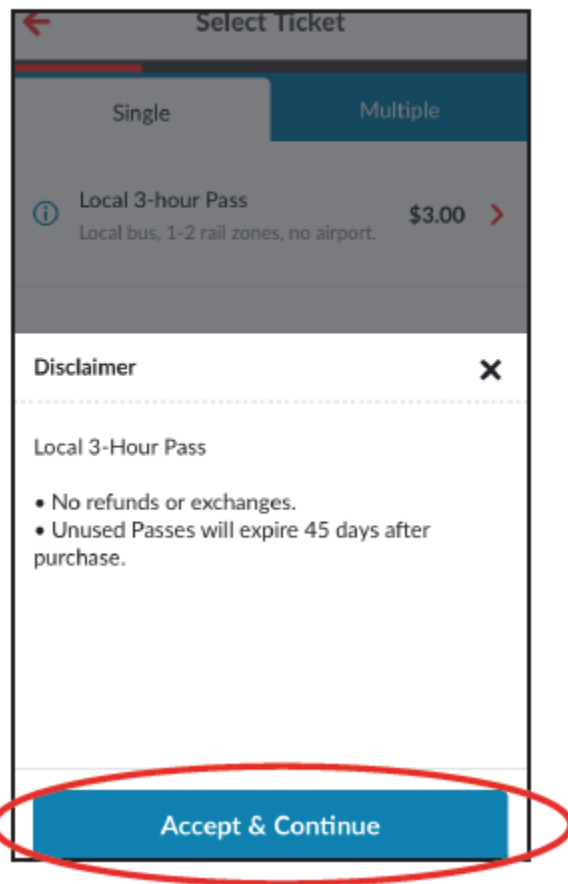
**\$200** /\$99\*/\$60\*\*

Monthly Pass

\* Discount fares apply to seniors 65+, individuals with disabilities, and Medicare recipients. \*\* Youth discount fares apply to youth ages 6-19 (up to three children ages 5 and younger ride free with a fare-paying adult). Active duty members of the U.S. military ride for free on all RTD services. Proof of eligibility is required for all passengers using discounted fare products.

3


Once you've made your selection, tap **Accept & Continue**.



- 4 A new screen will appear prompting you to add a payment method. Tap the > symbol or + sign to proceed to the next screen and add your payment details.




The total cost of your ticket(s) is at the top of the screen.

 **Select Payment Method**


Full Fare Local 3-hour Pass	1 x \$3.00
<b>Total</b>	<b>\$3.00</b>

Split Payment ☐

Payment methods



**Pay with New Card**  
Cards can be saved for quick access



- 5 Add the requested credit card information, then tap **Save card**. This will allow you to quickly and easily buy tickets on the go without having to re-enter your credit card information every time. Receipts for transactions will be sent to the email you signed up with.



You don't have to add your credit card information right now, but you will need to enter it to purchase tickets in the app.

AT&T Wi-Fi 4:17 PM

← Enter Card Information

Full Fare Local 3-hour Pass	1 x \$3.00
<b>Total</b>	<b>\$3.00</b>

Name on Card

Card Number

Expiration Date Security Code ⓘ

ZIP Code

Your receipt will be sent to  
mgiorgi@oats.org

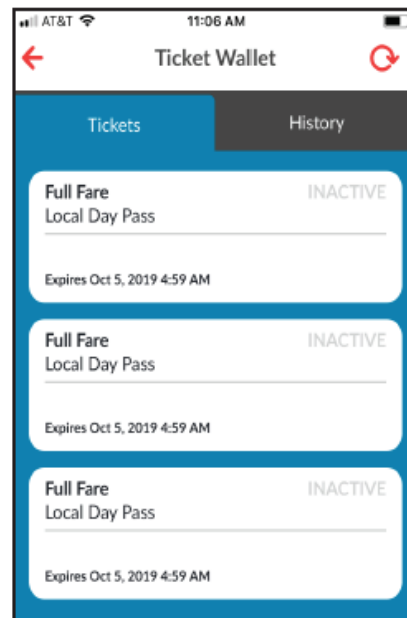
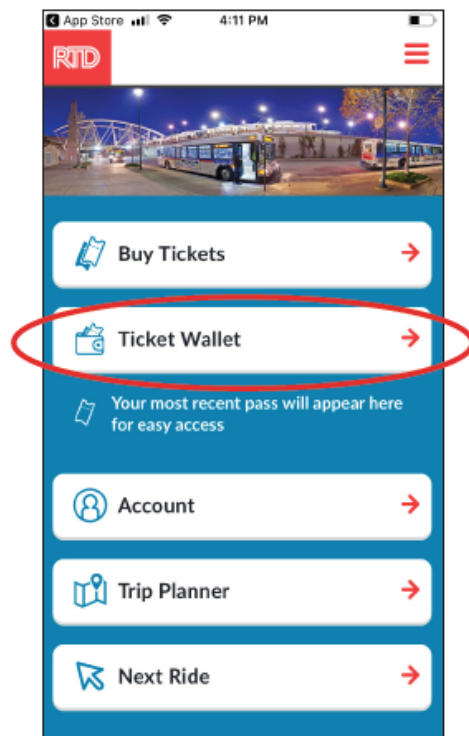
☐ Save card

Your card will be saved after a successful payment

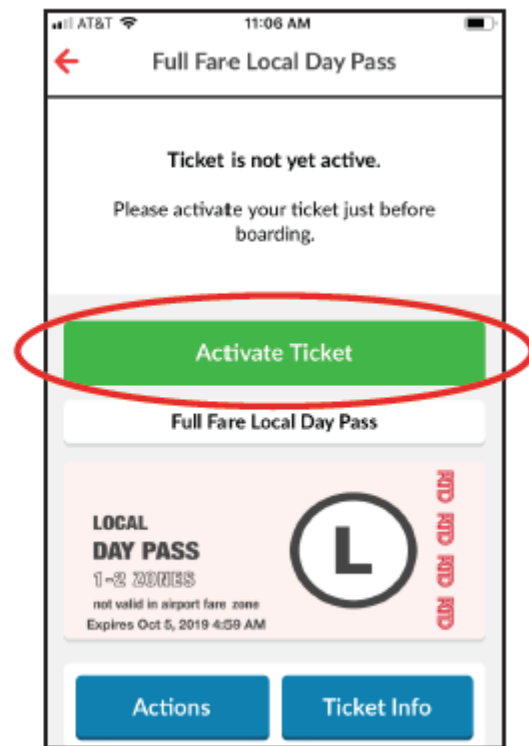
This ticket purchase is subject to accepting the

# Tickets

- 1 To find your tickets, return to the home screen and tap Ticket Wallet. On the next screen, you'll see any and all tickets that you've purchased. Before you can use a ticket, you'll need to activate it. Tap on the ticket you'd like to use to activate it.



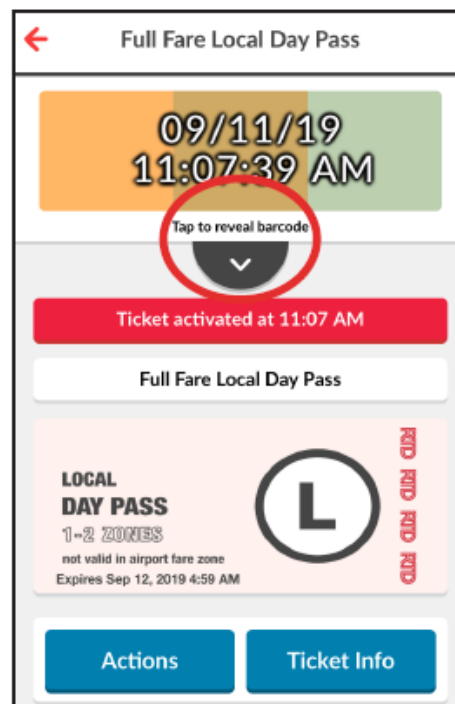
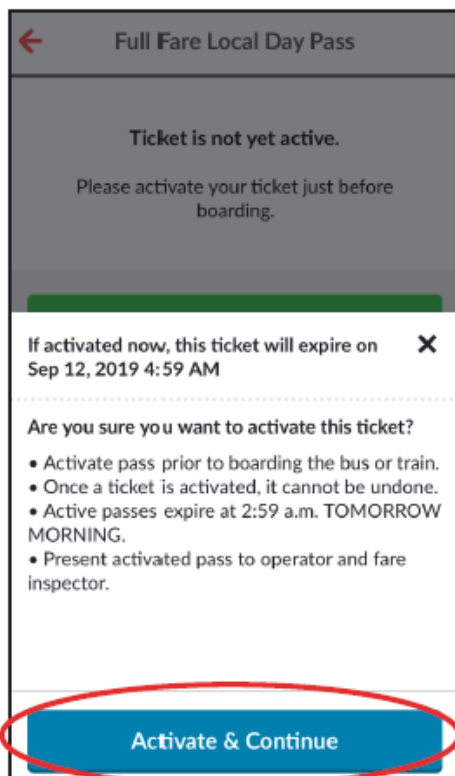
2 Next, tap **Activate Ticket** in the green box.



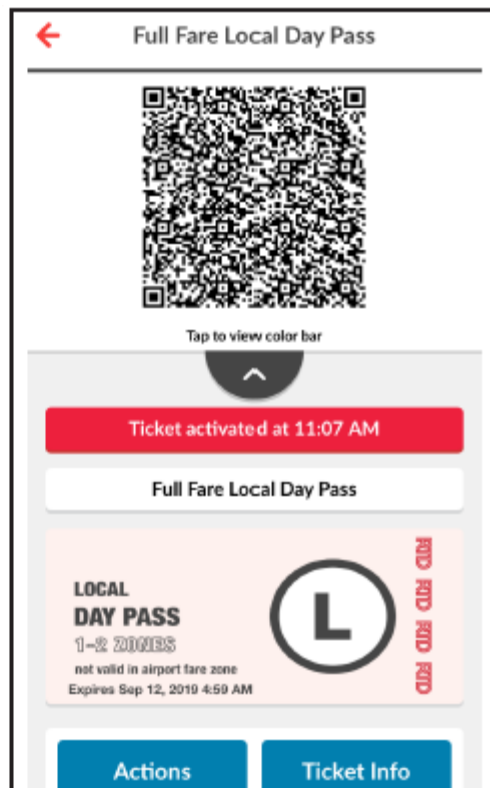


3

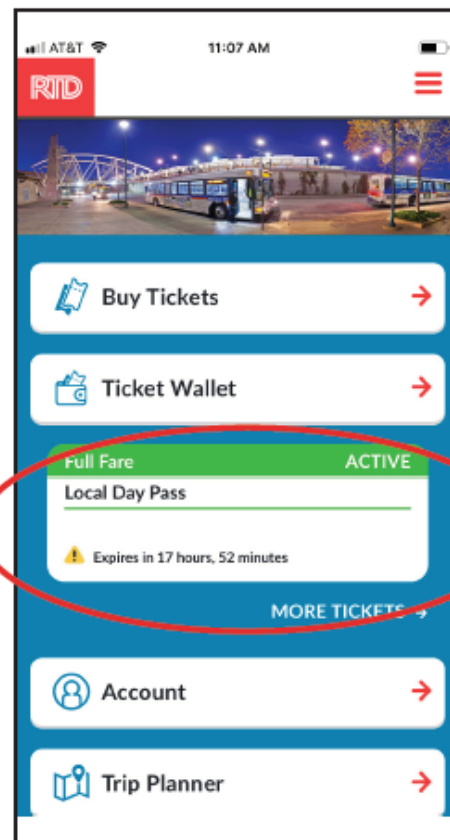

Be sure to read the instructions carefully and understand when your ticket expires once activated. You should only activate your ticket just before boarding the bus. Tap **Activate & Continue**. The image on the right is an activated ticket. If you do not see a barcode, before boarding, tap: **Tap to reveal barcode**.




- 4 An activated ticket with visible barcode looks like the image on the right.



- 5 Active tickets will appear on the main screen of the app like in the image here.













# Demonstration



# Trip Planning

- RTD Mobil Ticketing Links to RTD Trip Planner allowing you to plan a route from your web browser

2:24  




    www.rtd-denver.com    

RTD Trip Planner - Bo... X +

### Suggested trips:




**TRIP 1**

**44 minutes**  
Duration: 2:52pm - 3:37pm  
Transfers: 0

 →  **225** → 




**TRIP 2**

**49 minutes**  
Duration: 2:57pm - 3:46pm  
Transfers: 0

 →  **JUMP** → 




**TRIP 3**


**44 minutes**  
Duration: 3:17pm - 4:02pm  
Transfers: 0


 →  **225** → 


**TRIP 4**


**44 minutes**  
Duration: 3:47pm - 4:32pm  
Transfers: 0


 →  **225** → 

**2:52pm**  **Boulder Public Library - Main Library**  
Walk to Broadway & Arapahoe Ave  
6 minutes, 0.3 miles  
[View Turn-by-Turn Directions](#)

**2:59pm**  **Broadway & Arapahoe Ave (#17528)**  
Board the **225** towards Lafayette PnR  
37 minutes, 36 stops, 10.1 miles  
[Show All Stops](#)

**3:36pm**  **Baseline Rd & Crossing Dr (#17968)**  
Walk to Destination  
less than a minute, 220 feet  
[View Turn-by-Turn Directions](#)

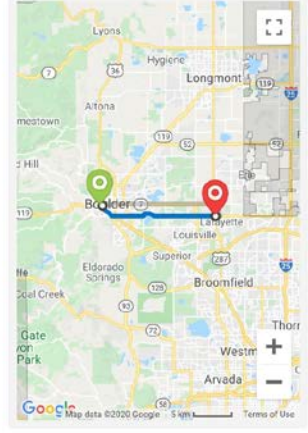
**3:37pm**  **Lafayette Public Library**

Legend:  Real time prediction

Itinerary results displayed show scheduled service, with adjustments based on real time vehicle location information. Detours, cancellations, and other special circumstances are not reflected in the Trip Planner results. Please check our [Rider Alerts](#) before starting your trip.

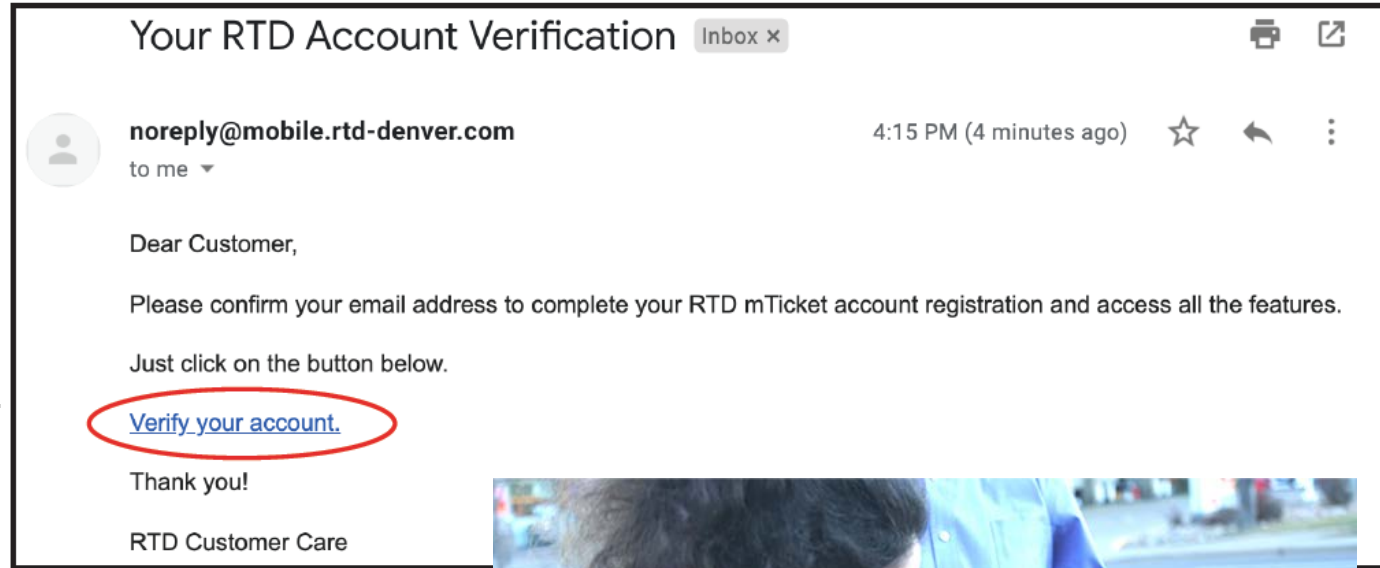
Transit directions are only given using regular RTD

[Print this Trip](#) [Leave Feedback](#)



## 10 RTD Mobile Tickets

- Email Address
- Ticket Type







**Mobility For All**

**720-564-2218**

**[MobilityForAll@bouldercounty.org](mailto:MobilityForAll@bouldercounty.org)**

