

# Accessing Transit



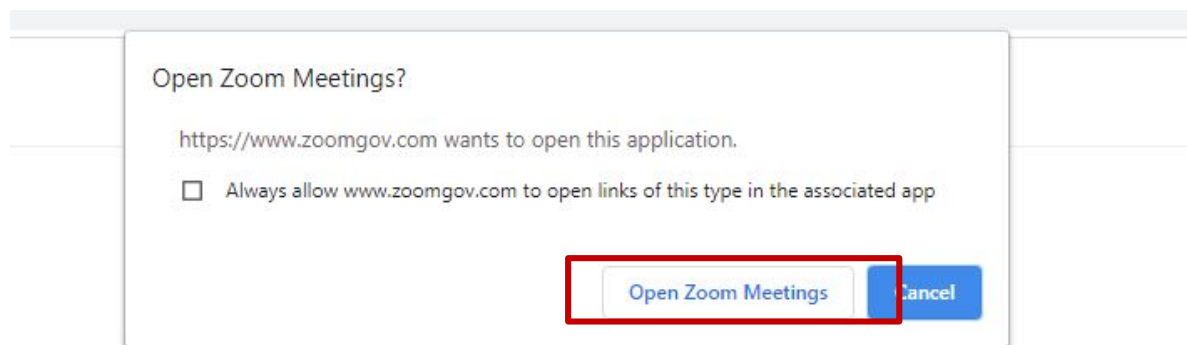
**MOBILITY  
FOR ALL**

# Zoom Features & Housekeeping

Open Meeting in Zoom

Open Meeting in Browser

Call Into Meeting



Click **Open Zoom Meetings** on the dialog shown by your browser

If you don't see a dialog, click **Launch Meeting** below.

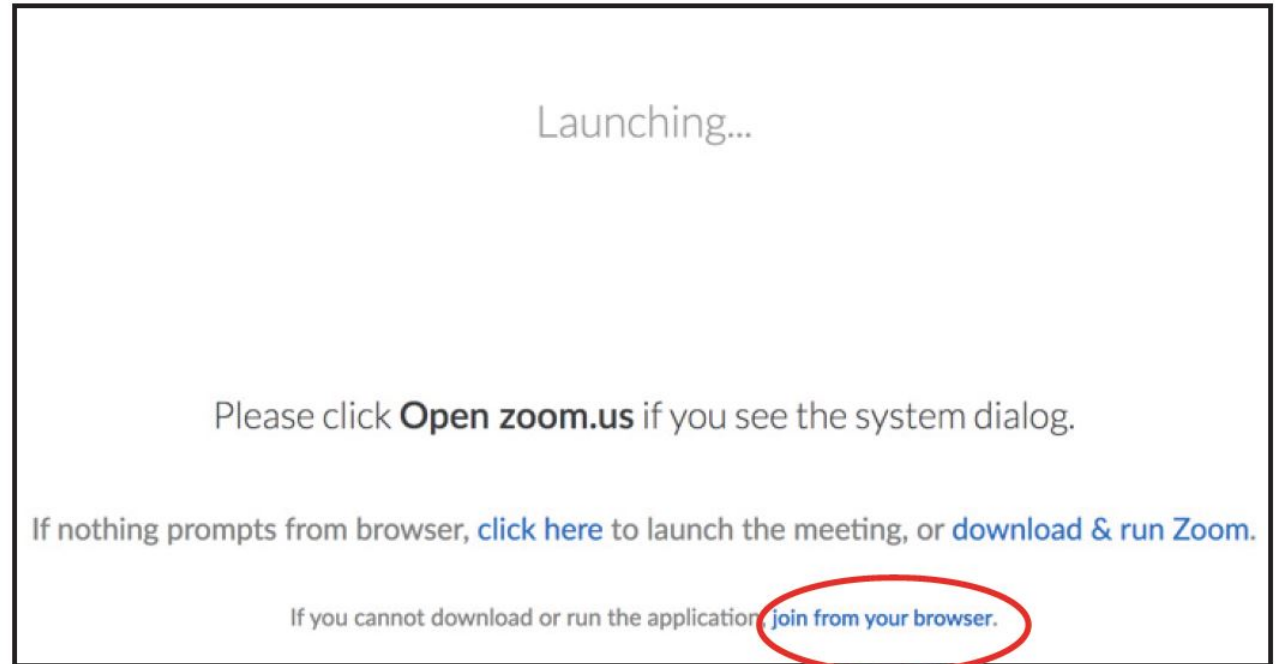
Launch Meeting

# Zoom Features & Housekeeping

Open Meeting in Zoom

Open Meeting in Browser

Call Into Meeting



# Zoom Features & Housekeeping

Open Meeting in Zoom

Open Meeting in Browser

Call Into Meeting

## Phone one-tap

Phone one-tap: US: [+16692545252,,1611436759#](tel:+16692545252,1611436759) or [+16468287666,,1611436759#](tel:+16468287666,1611436759)

## Join by Telephone

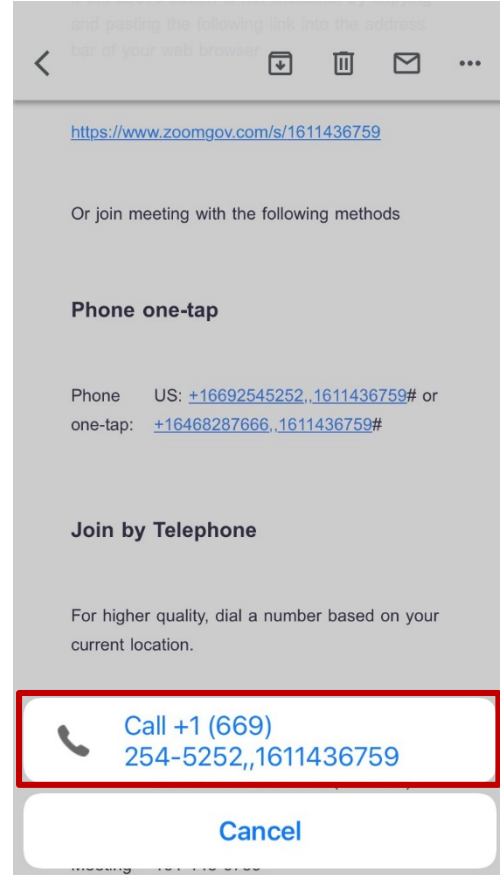
For higher quality, dial a number based on your current location.

Dial:

US : +1 669 254 5252 or +1 646 828 7666 or 833 568 8864 (Toll Free)

Meeting ID: 161 143 6759

[International numbers](#)



# Zoom Features & Housekeeping

Video Helps with Communication

Please Mute Unless Speaking

Type Comments in Chat Function

Meeting Participants

Recording Meeting








Participants (3)

- AJ Aidan Johan (Me)  
- MF Mobility for All (Host)  
- AC Ana Colon Quinones  


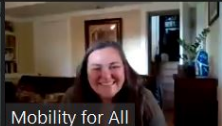

     

Raise Hand    yes    no    go slower    go faster    more

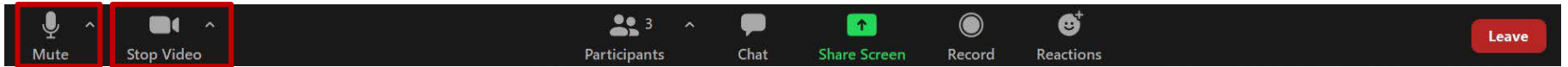
      

Mute    Stop Video    Participants 3    Chat    Share Screen    Record    Reactions

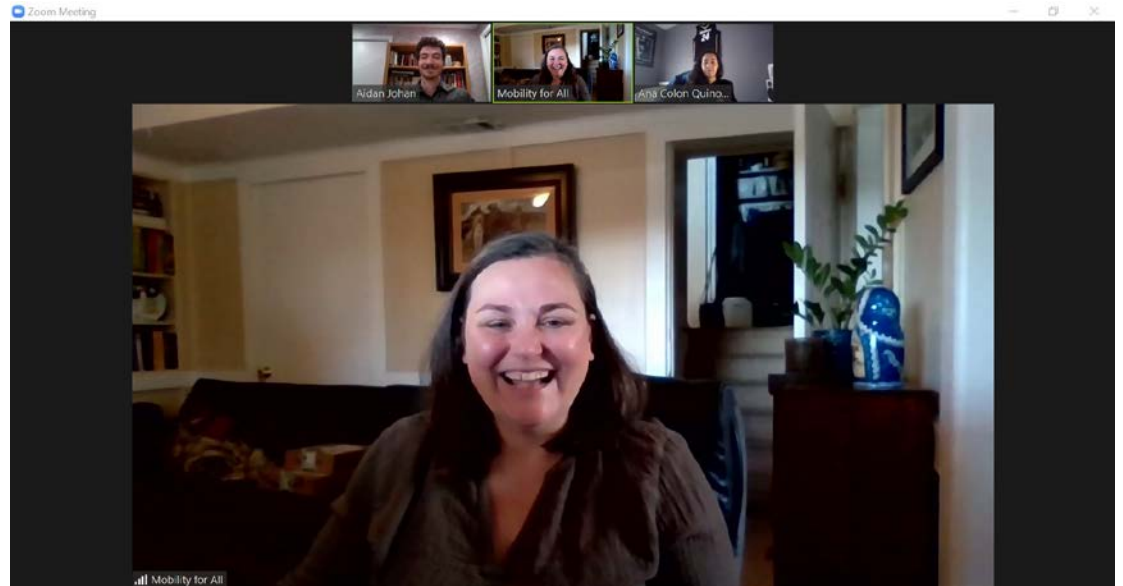
  

Aidan Johan    Mobility for All    Ana Colon Quino...

# INTRODUCTIONS



- Name
- City
- Have you Used Lyft?

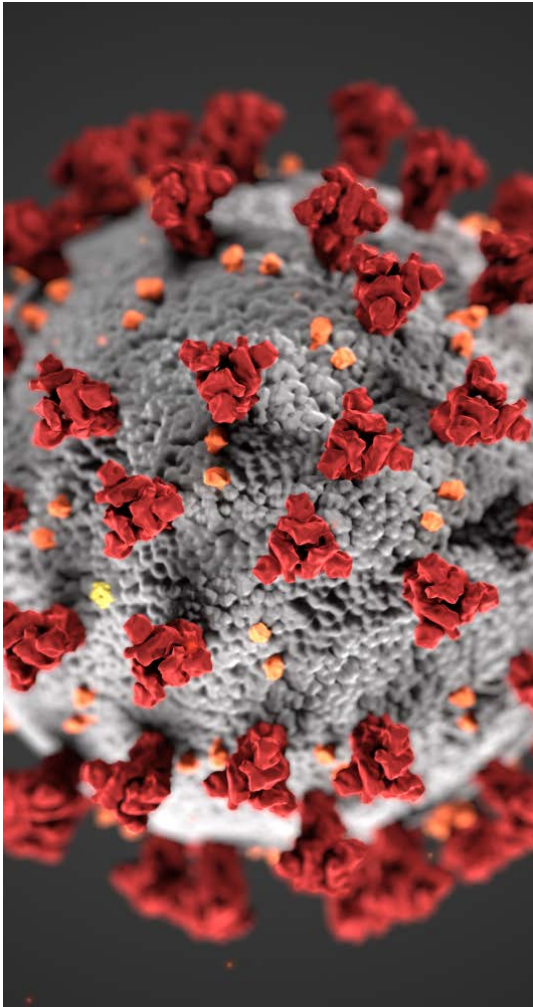




**Mobility for All**

**Promote Equitable, Affordable & Accessible Transportation Options for Limited Mobility Individuals**





# COVID-19 Pandemic


- Exposing Inequities
- Changing How People Travel
- Increase Cleaning and Disinfection
- Transforming Service Delivery





# M4A Workshop Series

- Technology & My Mobility
- Using Lyft
- Using Uber
- **Using the Transit App**
- Google Maps



# Workshop Goals

---

- Increase Confidence Using Transit App
- Increase Confidence Accessing RTD Mobil Tickets
- Connect People with Ambassadors
- Receive Transportation Supports
- Receive 10 RTD Mobile Tickets



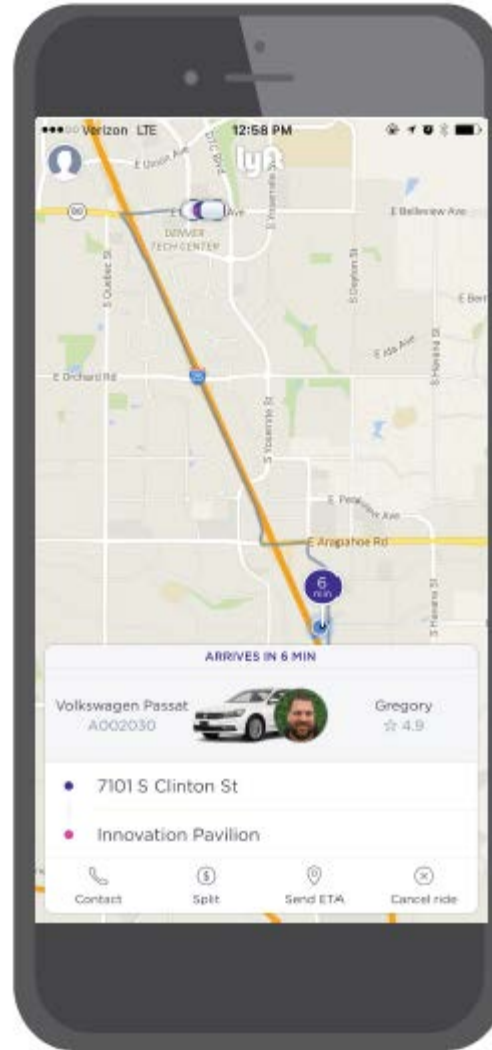


**M4A Ambassadors**

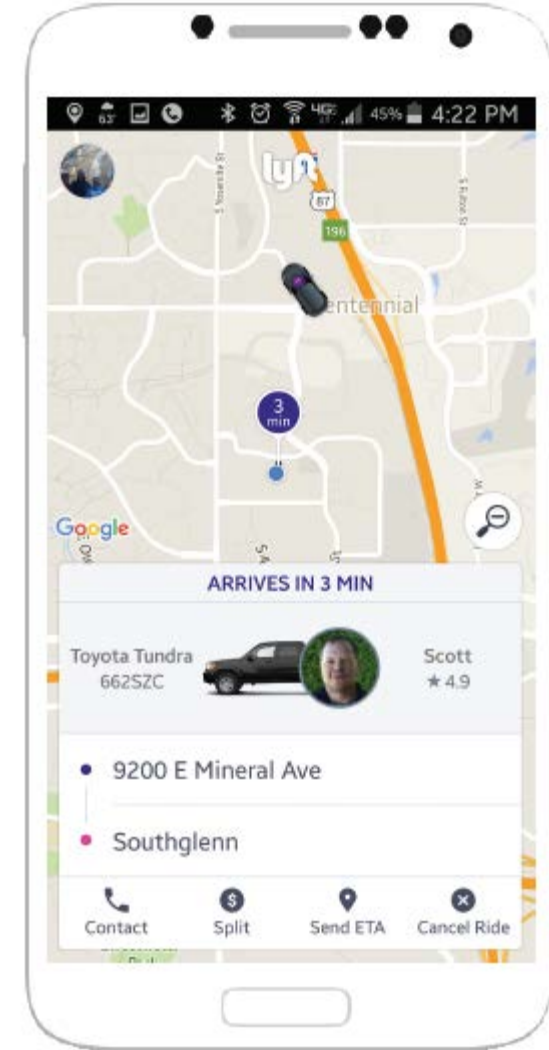


# Differences

- Smartphones
- Preferences



iPhone



Android

---

# Safety

---

- Apps are Not Perfect
- Cross the Street at a Crosswalk
- Emergency Contact Number



# Privacy

---



## Transit App Collects, Uses Data

- Location & Movement
- Preferences
- Usage Data
- More Information:
  - <https://transitapp.com/privacy>



# Transit During Covid-19

---

- All Riders Must Wear a Mask While on the Bus
- Arrive at the Bus Station No More Than 10min Prior to Bus's Departure if Possible
- Maintain 6ft of Separation While Waiting for the Bus
- Sanitize and Wash Hands



# Materials

- Handouts
- Presentation
- Transportation Planning Worksheet



## Transit App



**Transit** is a free app for iOS and Android that simplifies the transit options in your city. You can quickly compare all of your options on one screen. Transit pulls information from every available form of transportation, including bikeshare, carshare, and electric scooter options. Transit is currently available in over 200 cities worldwide. This means you can use the same convenient app in your city, as well as cities you visit, since it updates based on your location.

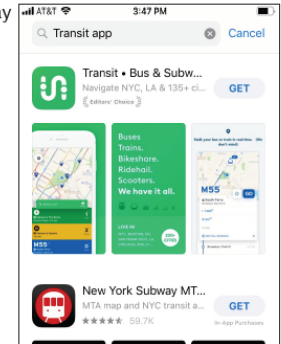
- **iPhone** users: have your Apple ID & password
- **Android** users: have your Google sign in information

### Get Started with Transit

- 1 Tap on the App Store  or the Google Play Store. 

Type **Transit app** in the search bar.

- 2 Tap **Get** to download the app. After Transit downloads, tap **Open**.





## WORKSHOPS: USING APPS ON YOUR SMARTPHONE

Please note, for all sessions, please bring your smartphone and your Apple ID or Google Play Store password so that you can download the app.

# Trip Planner



### Google Maps

Learn to download and use Google Maps to get directions using your preferred transportation method, be it foot, car, bicycle, public transportation, or ride-sharing service.



### Transit App

You'll learn to download and use the app to get bus schedules and quickly and easily compare transportation choices, including public transit, bikeshare, carshare, and even electric scooter.



### RTD's Mobile Ticketing

Learn how to download and use RTD's convenient mobile ticketing app to purchase bus and transit tickets while you're on the go.



### Ridesharing App

Learn to download the app, book a ride, pay with your credit card through the app, and understand important ride-sharing safety tips.



### Ridesharing App

Learn to download the app, book a ride, pay with your credit card through the app, and understand important ride-sharing safety tips.

## ADDITIONAL TRANSPORTATION AND TRIP PLANNING RESOURCES

### RTD Trip Planner and Next Ride system

303-299-6000, [www.rtd-denver.com/app/plan/trip](http://www.rtd-denver.com/app/plan/trip)

### RTD Access-a-Ride

303-299-2960, [www.rtd-denver.com/accessARide](http://www.rtd-denver.com/accessARide)

### Via Mobility Services

303-444-3043, [viacolorado.org](http://viacolorado.org)

### zTrip

303-699-8747, [www.ztrip.com](http://www.ztrip.com)

### GoGoGrandparent

855-464-6872, [gogograndparent.com](http://gogograndparent.com)

### DRMAC

303-243-3113,  
[www.drmac-co.org/getting-there-guide](http://www.drmac-co.org/getting-there-guide)

### Area Agency on Aging Resource Line

303-441-1617

### Faith in Action Volunteer Driver

303-666-9312, [jdaviesfia@aol.com](mailto:jdaviesfia@aol.com)

### Medicaid IntelliRide (formerly VEYO)

303-398-2155

EMERGENCY CONTACT PHONE NUMBER:


# Trip Planner



## TRANSPORTATION PLANNING WORKSHEET

### SO MANY WAYS TO GET AROUND:

One mode of transportation does not fit all needs. By integrating various modes; transportation becomes flexible & provides diverse options for diverse needs: Social, Economic, Affordability, Independence, Quality of Life and Health.



DATE TIME	STARTING ADDRESS	WHERE DO I GO? Examples: store, doctor, pharmacy, etc.	HOW DO I GET THERE? Examples: friend, bus, Lyft/Uber, etc.	CO\$T	NOTES

Questions, email [MobilityForAll@BoulderCounty.org](mailto:MobilityForAll@BoulderCounty.org), or call 720.564.2218



# What is Transit App?

---

- Smartphone-Based Transit Planner
- Real-Time Information

**Download  
*Transit App.***

Schedules.  
Maps.  
Departures.  
**All in real time.**

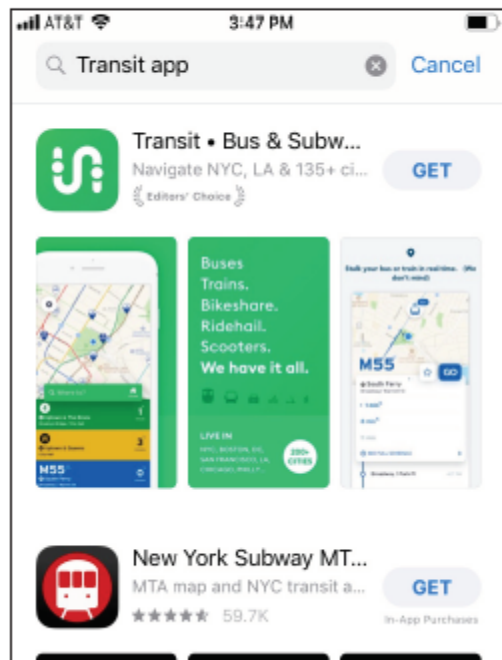


## Get Started with Transit

- 1 Tap on the App Store  or the Google Play Store. 

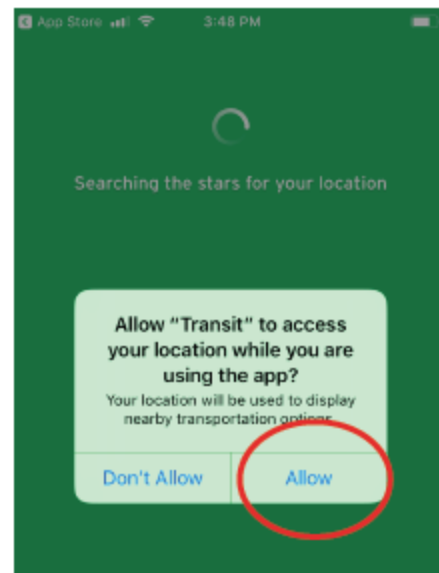
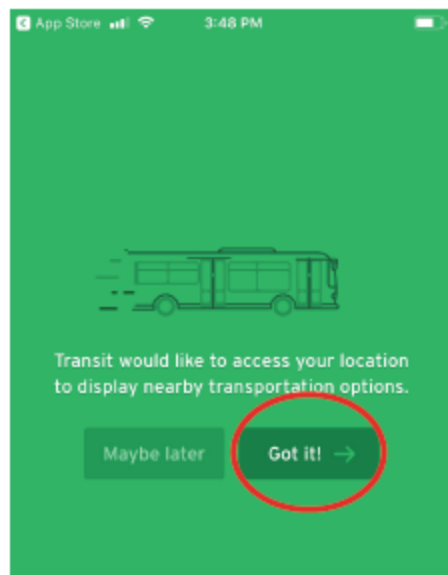
Type **Transit app** in the search bar.

- 2 Tap **Get** to download the app.  
After Transit downloads, tap **Open**.



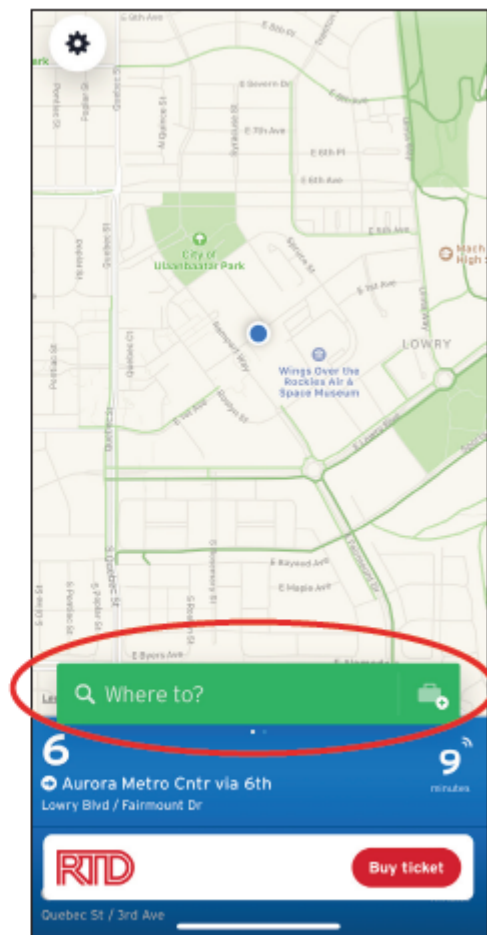


- 3 Once the Transit app opens, it will ask you to allow it to access your location. You need to do this for the app to work properly, tap **Got it**. Your phone may also ask you to allow the app to access your location. If you see a message like this, tap **Allow**.

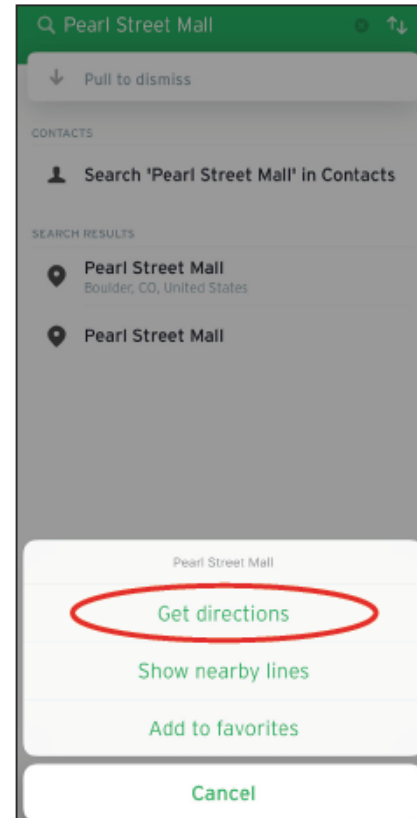
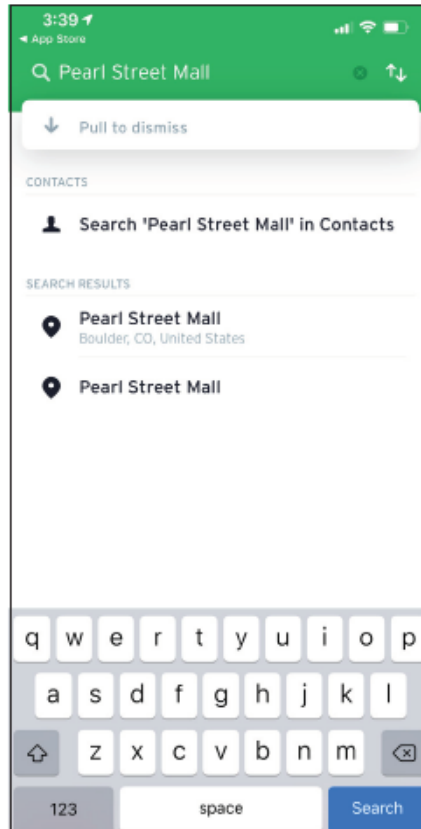


4 Transit will open a map of your current location. Tap on **Where to?** enter your destination.

- The blue dot in the middle of the map represents your current location.

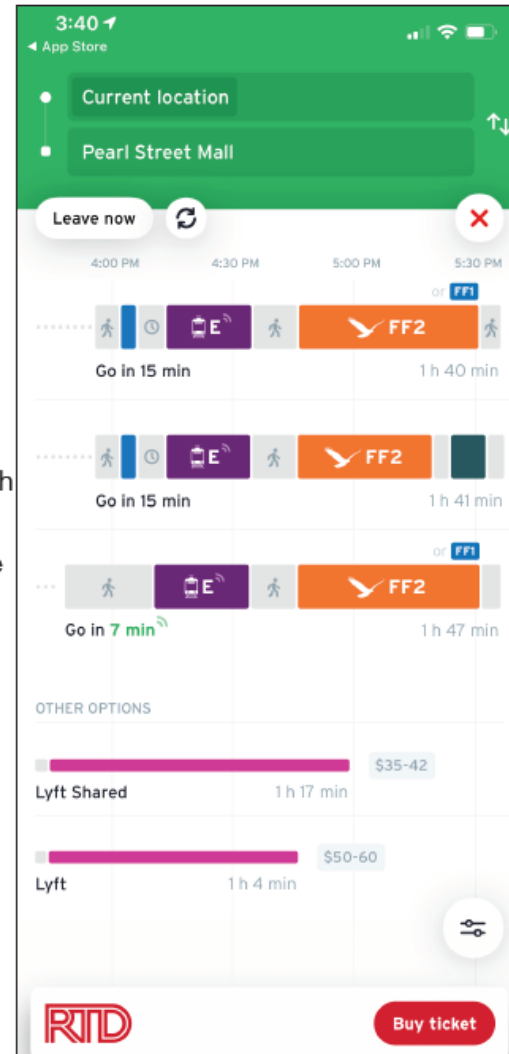


- 5 Start typing your destination in the green bar. Then, tap **Search**. On the next screen, tap **Get directions**.

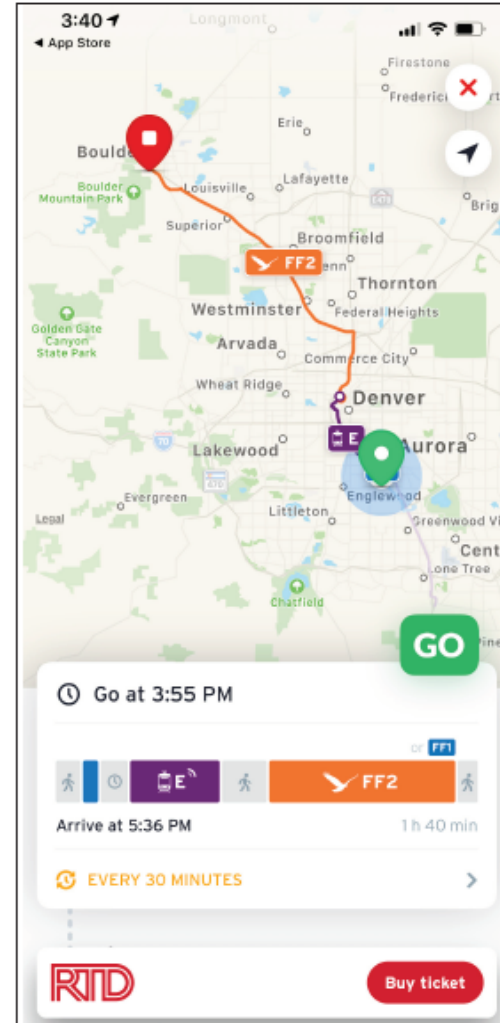


6 Several options will appear. Simply tap on the option you want to learn more about.

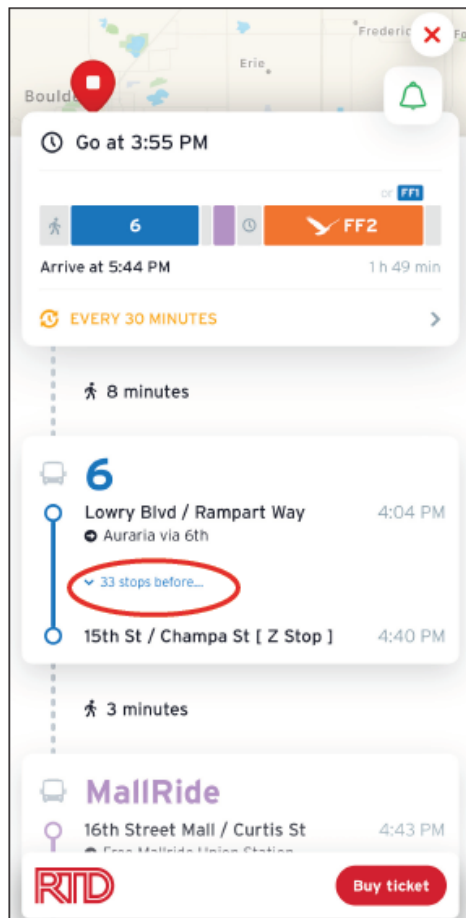
- The first three are all public transport options.
- There are two carshare options, both with Lyft. One is for a shared ride, which means you would ride with a stranger. The other Lyft option is more expensive because it's just you and the driver.
- Tapping on **Buy ticket** at the bottom of the screen allows you to buy tickets. You must have an RTD account to buy tickets through Transit app.



- 7 Once you select an option, you'll see an overview of the route.



- 8 Swipe up from the bottom to the top of the screen to see route details.

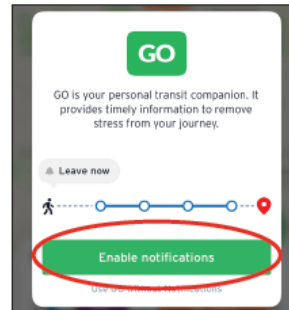


- Tap to expand and view details.



## Enable Go

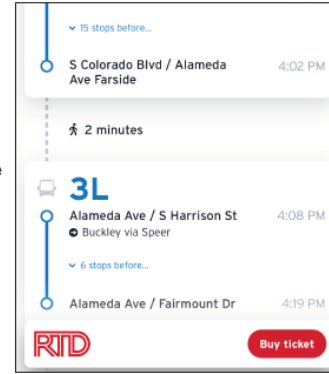
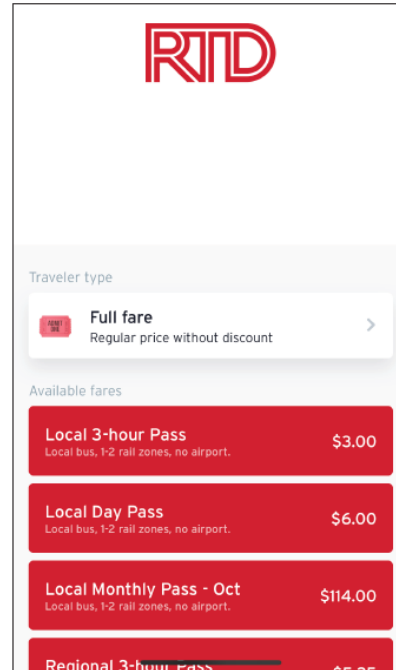
- 1 From the **Route Overview** screen, tap the green **GO** button on the map. **Go** tells you when your stop is approaching and turns off when you reach your destination.
- 2 Tap **Enable notifications**. If you get a pop-up message from your phone asking you to allow notifications, tap **Allow**. You will receive notifications like in the bottom right of this page.



## RTD Integration

When viewing public transit routes, you'll notice the RTD symbol at the bottom of your screen. Tap **Buy Tickets** to purchase your tickets.

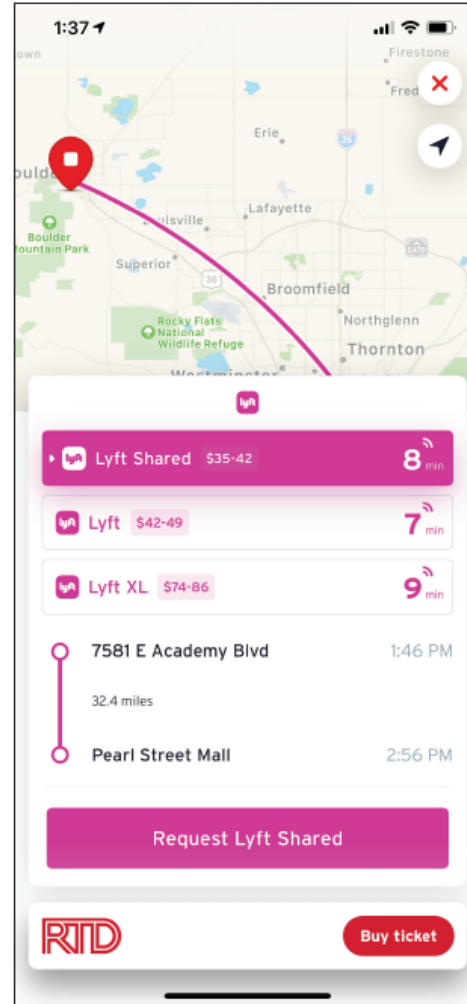
- You must sign up for an RTD account or already have an account with RTD to purchase your tickets.



## Ride Sharing


If you prefer to use a ride sharing service, select that option from the preview screen (p. 4). Selecting on a ride share service will bring up further options and a route overview.

- You must have an account with the ride sharing service (Lyft or Uber) you would like to use.



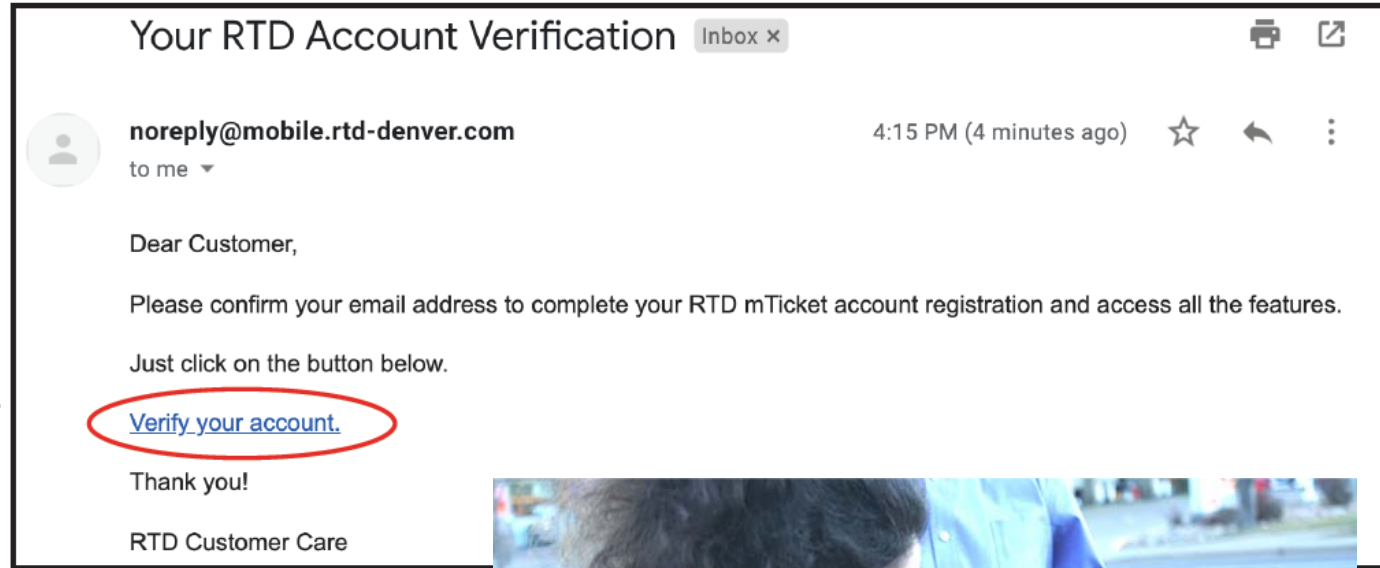
---

# Demonstration



## 10 RTD Mobile Tickets

- Email Address
- Ticket Type





**Mobility For All**

**720-564-2218**

**[MobilityForAll@bouldercounty.org](mailto:MobilityForAll@bouldercounty.org)**

