


TRIP TRACKER

COLLECTIVE IMPACT SUMMARY



2015-2020
6 SCHOOL YEARS



Trip Tracker is a car reduction encouragement program for schools. When participants carpool, bus, bike, or walk to school, they earn Tracker Bucks, which can be spent at participating locally owned businesses, that are reimbursed for redeemed Tracker Bucks.


PARTICIPATING SCHOOLS

6 Year Total = 41




SCHOOL POPULATION

6 Year Total = 21,832



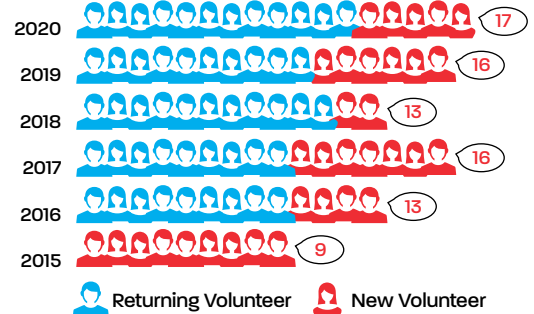
REGISTRATIONS

6 Year Total = 5,074




SCHOOL VOLUNTEERS

6 Year Total = 84



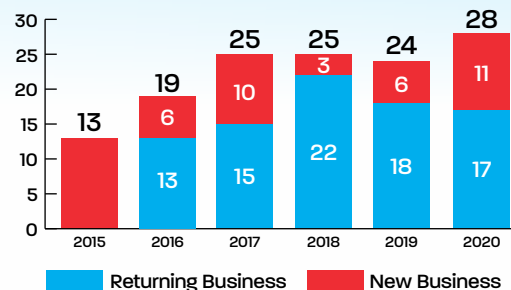
PARTICIPANTS

6 Year Total = 19,941



BUSINESSES

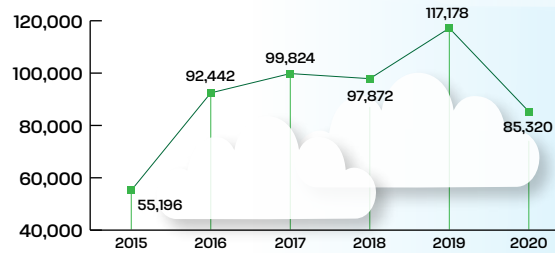
6 Year Total = 134



All 2020 statistics are low due to the global pandemic, resulting in school site closures early in the school year.

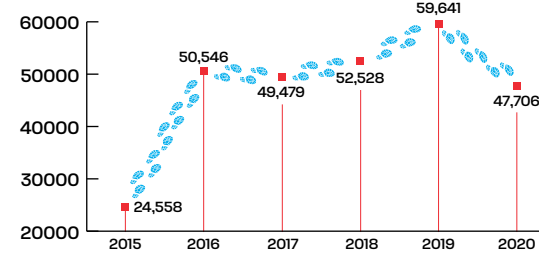
GREEN TRIPS

6 Year Total = 547,832



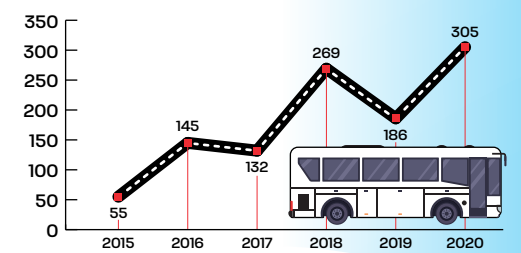
WALKING TRIPS

6 Year Total = 284,458



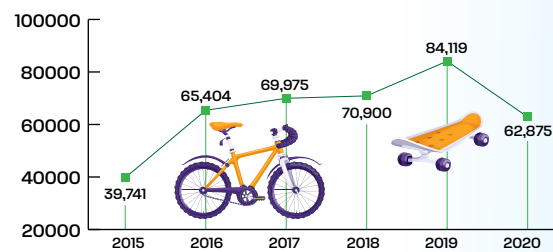
TRANSIT TRIPS

6 Year Total = 1,092



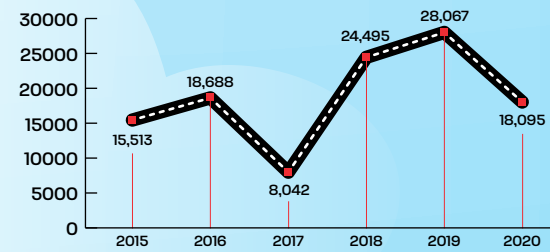
ACTIVE GREEN TRIPS

6 Year Total = 393,014



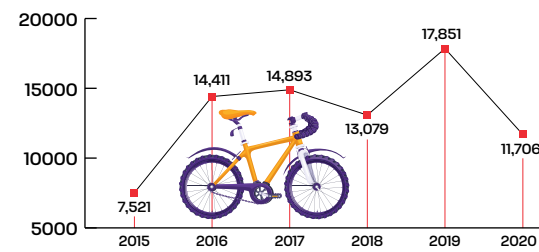
CAR TRIPS REDUCED

6 Year Total = 112,900



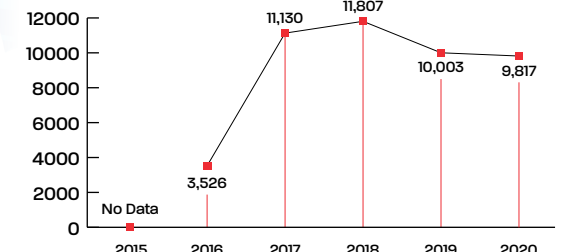
BIKING TRIPS

6 Year Total = 79,461



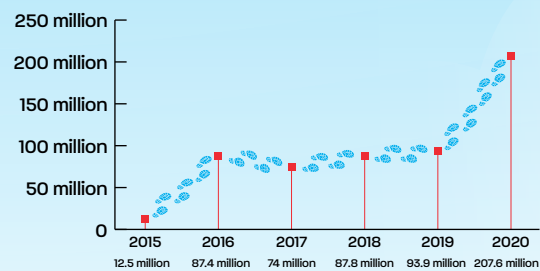
PARTIAL TRIPS (CAR+WALK)

6 Year Total = 46,283



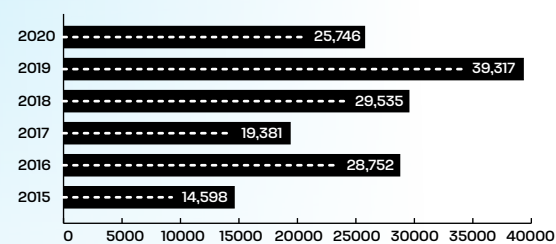
STEPS

6 Year Total = 563.2 million



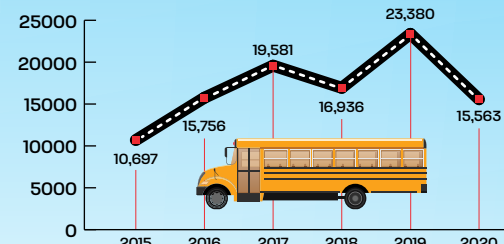
CAR MILES REDUCED

6 Year Total = 157,329



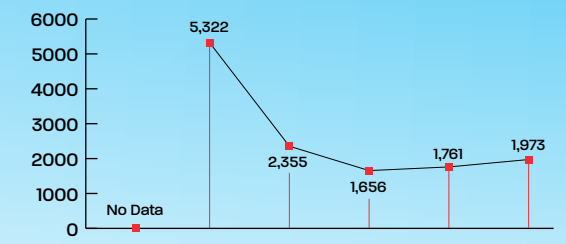
SCHOOL BUS TRIPS

6 Year Total = 101,913



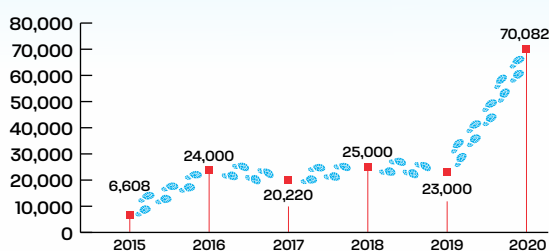
DUAL TRIPS (BUS+WALK)

6 Year Total = 13,067



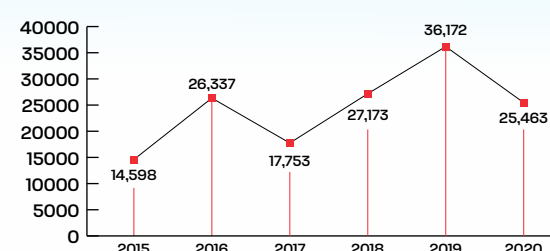
AVERAGE STEPS

6 Year Average = 28,152



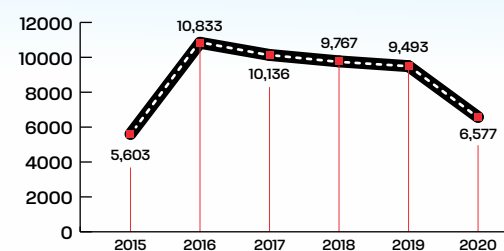
Lbs. of CO2 REDUCED

6 Year Total = 147,496



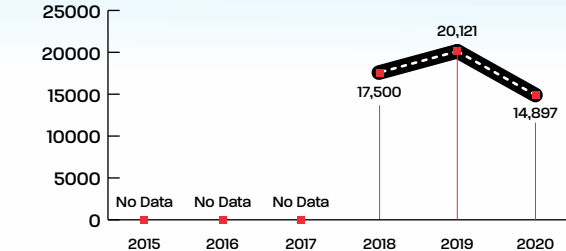
CARPPOOL TRIPS

6 Year Total = 52,409



CAR TRIPS

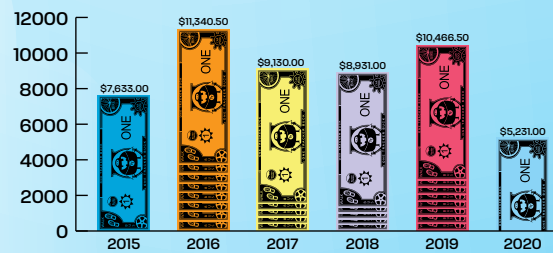
6 Year Total = 52,518



Year	Percentage Spent	Total Distributed (₹ Lakh)
2015	88%	17,283
2016	78%	29,097
2017	82%	22,390
2018	82%	21,783
2019	79%	26,335
2020	55%	19,080

Percentage Spent
6 Year Total = 78%

Total Distributed
6 Year Total = ₹ 135,968 Lakh



Year	Number of One Dollar Bills
2015	15,266
2016	22,681
2017	18,260
2018	17,863
2019	20,893
2020	10,463

2020	6
2019	7
2018	7
2017	6
2016	8
2015	8



THANK YOU!



Colorado
Safe Routes
to School



BOULDER VALLEY
SCHOOL DISTRICT