



CONNECT
ENGAGE
VOTE



2021 Coordinated Post-Election Risk-Limiting Audit

Agenda



- Introductions
- History of post-election audits in CO
- What is a risk-limiting audit
- How the Audit Works
- Preparing for the RLA (Boulder County and State)
- Audit Board Duties
- Conducting the Audit



History of post-election audits in CO



- Before 2017, Colorado law required county clerks to conduct random post-election audits after Election Day and before certifying official results
- Starting in 2017, Colorado law required counties to conduct **risk-limiting audits (RLAs)**
- The Secretary of State (SOS) publishes Election Rules specifying manner in which RLAs must be conducted
- Colorado was the first state in the nation to conduct and now require a statewide RLA



What is a Risk-Limiting Audit & why important?



- A post-election audit that provides strong statistical evidence that the election outcome is correct, and has a high probability of identifying an incorrect outcome
- Test that helps ensure the accuracy of election results and provides the public with evidence that election outcomes reflect the votes cast by voters on their paper ballots
- RLAs limit the risk that an incorrect election tabulation outcome will escape discovery
- RLAs are conducted in 63 of 64 CO counties (San Juan, hand-count county)



How the RLA works



- To ensure voting system tabulation was accurate, the audit process reviews how a random sample of ballots' votes were captured at the time they were processed.
- This is done by comparing the recorded votes in the Cast Vote Record (CVR- the voting system report that lists the individual votes cast for each ballot) to the actual physical paper ballots.



How the RLA works



Audit Process Steps

- Physically pull the random ballots assigned by the SOS
- Enter in the votes from the individual ballots into the RLA software
- The software compares the votes entered to the votes captured in the Cast Vote Record file we submitted to them
- The software identifies any discrepancies found
- The audit round is complete if no discrepancies are found
- If a discrepancy is found we address it in coordination with the State
- Because it's a state-wide audit, additional rounds may be required even if Boulder County has no discrepancies



Preparing for the RLA



Boulder County

- Ballots have no unique identifying numbers on them when printed
- During the scan process, a unique identifying number is imprinted on each ballot
- This unique number is captured in the Cast Vote Record along with the individual votes from that ballot
- The Cast Vote Record file is securely submitted to the State on the 9th day following the election (after military/overseas mail and cure deadline)

Secretary of State

- Maintains the RLA software used by counties to conduct the risk limiting audit
- The State establishes the random seed (public meeting, involves dice rolling) with the audit software. The random seed then determines and assigns individual unique ballots to each county to pull.



Audit Board Duties



Perform Audit Duties as outlined in C.R.S. 1-7-515 and Election Rule 25, which include:

- Audit Board - complete the election judge oath
- Must verify that the seals on the appropriate storage containers are those recorded on the applicable chain-of-custody logs
- Audit board team to observe the location and retrieval of ballots by county staff from the appropriate storage container. Other teams will start auditing.
- If applicable, interpret voter markings on ballots selected for audit in accordance with the SOS Voter Intent Guide
- Sign and date a report of the results of the RLA
- Canvass Board, must observe at least the first round of audit



Conducting the Audit



- Five bipartisan Audit Board Teams and RLA application operators
- Approximately 10 ballots per “tray.” Teams will complete a tray, then receive another.
- Voter Intent Guide (as needed)
- Duplication information (as applicable)
- Tips – accuracy, verify information, focus, noise
- Observing and watching are silent activities
- Questions from RLA participants?



Attestation Statement



Please complete this audit round by entering your names in the fields below, making the following certification, and selecting Submit. By entering their name and selecting Submit below, each audit board member individually certifies for **audit round X of the **X County X/X/20XX Election** that they:**

- Retrieved or observed the retrieval of each ballot assigned to your audit board; Or Verified that each ballot provided to your audit board was retrieved by, or under the oversight of, another bipartisan audit board;
- Personally examined each randomly selected ballot assigned to their audit board;
- Accurately entered or observed entry of the voter markings contained in each ballot contest on each randomly selected ballot for their audit board, to the best of their ability;
- Where applicable, resolved ambiguous markings, over votes and write-in votes in accordance with the current version of the Secretary of State's Voter Intent Guide;
- In the case of physically duplicated ballots, if any, reflected the voter markings on the paper ballot originally submitted by the voter.



Boulder County Audit Report
Generated 11/16/2021 04:59 PM
Coordinated Election - 11/02/2021

Audit Random Seed 08772473296991897540
Audit Risk Limit 0.030

Total Ballot Cards In Manifest 109378
Total CVRs in CVR Export File 109378
Total Ballot Cards Audited 191
Number of Audit Rounds 1

Round Summary	1	Total
Ballot Cards Audited	191	191
Discrepancies (Audited Contests)	0	0
Discrepancies (Non-Audited Contests)	0	0
Disagreements (Audited Contests)	0	0
Disagreements (Non-Audited Contests)	0	0

Audited Contests

Proposition 119 (STATUTORY) - Vote For 1	Choice	W/L	Votes	Margin
	No/Against	W	64481	21125
	Yes/For	L	43356	

City of Boulder Ballot Question 302 - Vote For 1	Choice	W/L	Votes	Margin
	No/Against	W	18224	4353
	Yes/For	L	13871	

Round 1

Ballot Cards Audited

191

No Discrepancies Recorded

No Disagreements Recorded

Ballot Cards Selected

Imprinted ID	Audited	Discrepancy	Disagreement
1-2-6	Yes	No	No
1-7-42	Yes	No	No
1-7-97	Yes	No	No
1-9-72	Yes	No	No
1-13-148	Yes	No	No
1-22-63	Yes	No	No
1-23-73	Yes	No	No
1-23-81	Yes	No	No
1-28-123	Yes	No	No
1-33-126	Yes	No	No
1-35-22	Yes	No	No
1-39-106	Yes	No	No
1-39-117	Yes	No	No
1-49-133	Yes	No	No
1-50-6	Yes	No	No
1-57-121	Yes	No	No
1-63-132	Yes	No	No
1-64-14	Yes	No	No
1-66-139	Yes	No	No
1-67-17	Yes	No	No
1-69-103	Yes	No	No
1-71-147	Yes	No	No
1-80-69	Yes	No	No
1-84-60	Yes	No	No
1-84-72	Yes	No	No
1-100-110	Yes	No	No
1-101-113	Yes	No	No
1-101-121	Yes	No	No
1-109-109	Yes	No	No
1-110-65	Yes	No	No
1-111-8	Yes	No	No
1-123-63	Yes	No	No
1-123-143	Yes	No	No
1-131-236	Yes	No	No

4-9-64	Yes	No	No
4-10-20	Yes	No	No
4-11-96	Yes	No	No
4-12-90	Yes	No	No
4-17-21	Yes	No	No
4-19-103	Yes	No	No
4-27-25	Yes	No	No
4-27-98	Yes	No	No
4-28-94	Yes	No	No
4-46-119	Yes	No	No
4-55-76	Yes	No	No
4-58-20	Yes	No	No
4-60-80	Yes	No	No
4-65-143	Yes	No	No
4-69-31	Yes	No	No
4-72-118	Yes	No	No
4-74-59	Yes	No	No
4-77-69	Yes	No	No
4-81-18	Yes	No	No
4-85-46	Yes	No	No
4-93-5	Yes	No	No
4-103-10	Yes	No	No
4-103-19	Yes	No	No
4-104-98	Yes	No	No
5-3-27	Yes	No	No
5-12-97	Yes	No	No
5-14-46	Yes	No	No
5-14-96	Yes	No	No
5-23-10	Yes	No	No
5-27-28	Yes	No	No
5-27-63	Yes	No	No
5-33-9	Yes	No	No
5-35-62	Yes	No	No
6-5-7	Yes	No	No
6-10-71	Yes	No	No
6-14-104	Yes	No	No
6-21-31	Yes	No	No
6-21-145	Yes	No	No
6-24-136	Yes	No	No
6-34-22	Yes	No	No
6-37-13	Yes	No	No
6-37-118	Yes	No	No
6-43-131	Yes	No	No
6-50-48	Yes	No	No

8-62-13	Yes	No	No
8-65-37	Yes	No	No
8-91-3	Yes	No	No
8-94-34	Yes	No	No
8-115-77	Yes	No	No
8-121-157	Yes	No	No
10-1-107	Yes	No	No
10-4-66	Yes	No	No
10-12-65	Yes	No	No
10-12-71	Yes	No	No
10-18-134	Yes	No	No
10-21-46	Yes	No	No
10-25-81	Yes	No	No
10-25-141	Yes	No	No
10-30-139	Yes	No	No
10-33-118	Yes	No	No
10-39-41	Yes	No	No
10-43-123	Yes	No	No
10-45-45	Yes	No	No
10-48-39	Yes	No	No
10-55-62	Yes	No	No
10-61-88	Yes	No	No
10-63-35	Yes	No	No
10-64-42	Yes	No	No
10-65-146	Yes	No	No

Affirmation

We hereby affirm that the results presented in this report are accurate to the best of our knowledge.

Round 1

Audit board 1:	Charlie Winn	Melinda Zahner
Audit board 2:	George Tristan	Linda Barba
Audit board 3:	Linda Barba	George Tristan
Audit board 4:	Patricia Feeser	David Murray
Audit board 5:	Patricia Feeser	David Murray
Audit board 6:	Lynne McNamara	Emily Brake
Audit board 7:	Lynne McNamara	Emily Brake
Audit board 8:	Linda Barba	George Tristan
Audit board 9:	Patricia Feeser	David Murray
Audit board 10:	Charlie Winn	Melinda Zahner
Audit board 11:	Charlie Winn	Melinda Zahner
Audit board 12:	Linda Barba	George Tristan
Audit board 13:	Mary Lennert	Valerie Walsh
Audit board 14:	Charlie Winn	Melinda Zahner
Audit board 15:	Lynne McNamara	Emily Brake
Audit board 16:	Lynne McNamara	Emily Brake
Audit board 17:	Patricia Feeser	David Murray
Audit board 18:	Lynne McNamara	Emily Brake
Audit board 19:	Linda Barba	George Tristan

County Clerk





CONNECT
ENGAGE
VOTE



2021 Coordinated Election Canvass Board Meeting

November 22, 2021

Agenda



- Introductions and Meeting Protocol
- Duties of Canvass Board (checklist)
- Risk Limiting Audit
- Canvass Presentation
 - Mail and In-Person Ballot Information
 - ✓ First and Second Floor Ballot Processing Summaries
 - ✓ VSPC Statement of Ballots Summary
 - ✓ Scan Room Summary
- Duties of Canvass Board (recap, certify abstract)
- Presentation Q & A
- Certification (poll members, DocuSign)

Duties of the Canvass Board



Colorado Revised Statutes - Title 1

- 1-10-101.5. (1) Duties of the canvass board
 - (a) Reconcile the ballots cast in an election to confirm that the number of ballots counted in that election does not exceed the number of ballots cast* in that election;
 - **Note, this is at the county level not the precinct level**
 - Refer to Reconciliation Report, Appendix 1

*Ballots cast” means the total number of ballots received by the county clerk in an election (includes accepted and rejected). “Ballots cast” does not include mail ballot envelopes returned to the county clerk by the U.S. Postal Service as undeliverable.

Duties of the Canvass Board



Colorado Revised Statutes - Title 1

- 1-10-101.5. (1) Duties of the canvass board
 - (b) Reconcile the ballots cast in each **precinct** in the county to confirm that the number of ballots cast does not exceed the number of registered electors in the precinct; and
- Refer to Reconciliation Section of Appendix 1

Appendix 1 - Ballots Received

Eligible Voters (EX003 - SCORE Registered Voter List)				SCORE Voter Credit And Ballots Cast					Dominion Ballots	Reconciliation		
Precinct	Active Voters	Inactive Voters	Registered Electors	Accepted Mail-In	Accepted In-Person	Vote Credit	Rejected Mail-In	Ballots Cast	Ballots Counted	Difference: Ballots Counted - Vote Credit	1-10-101.5(a): Ballots Counted - Ballots Cast	1-10-101.5(b): Ballots Cast - Registered Electors

Duties of the Canvass Board



Colorado Revised Statutes - Title 1

- 1-10-101.5. Duties of the canvass board
 - (c) Certify the abstract of votes cast in any election and transmit the certification to the secretary of state. A majority of canvass board members' signatures shall be sufficient to certify the abstract of votes cast in any election. When unable to certify the abstract of votes by the majority of the board for any reason, the canvass board shall transmit the noncertified abstract of votes to the secretary of state along with a written report detailing the reason for non-certification.
 - Election Rule 10.6.1 The official county abstract must include, by precinct or ballot style, where applicable:
 - a) total number of active registered electors on election day
 - b) total number of registered elections (active & inactive) on election day
 - c) statement of votes counted by race & ballot question or issue; and
 - d) total number of ballots cast in the election

Risk Limiting Audit



Colorado Revised Statutes - Title 1

Election Rule 10.3.2 Duties of the canvass board

- (b) Observe the post-election audit in accordance with section 1-7-514(4), C.R.S., and Election Rule 25.2 or 25.3

Boulder County Audit Report
Generated 11/16/2021 04:59 PM
Coordinated Election - 11/02/2021

Audit Random Seed	08772473296991897540			
Audit Risk Limit	0.030			
Total Ballot Cards In Manifest	109378			
Total CVRs in CVR Export File	109378			
Total Ballot Cards Audited	191			
Number of Audit Rounds	1			
Round Summary	1	Total		
Ballot Cards Audited	191	191		
Discrepancies (Audited Contests)	0	0		
Discrepancies (Non-Audited Contests)	0	0		
Disagreements (Audited Contests)	0	0		
Disagreements (Non-Audited Contests)	0	0		
Audited Contests				
Proposition 119 (STATUTORY) - Vote For 1	Choice	W/L	Votes	Margin
	No/Against	W	64481	21125
	Yes/For	L	43356	
City of Boulder Ballot Question 302 - Vote For 1	Choice	W/L	Votes	Margin
	No/Against	W	18224	4353
	Yes/For	L	13871	

Affirmation

We hereby affirm that the results presented in this report are accurate to the best of our knowledge.

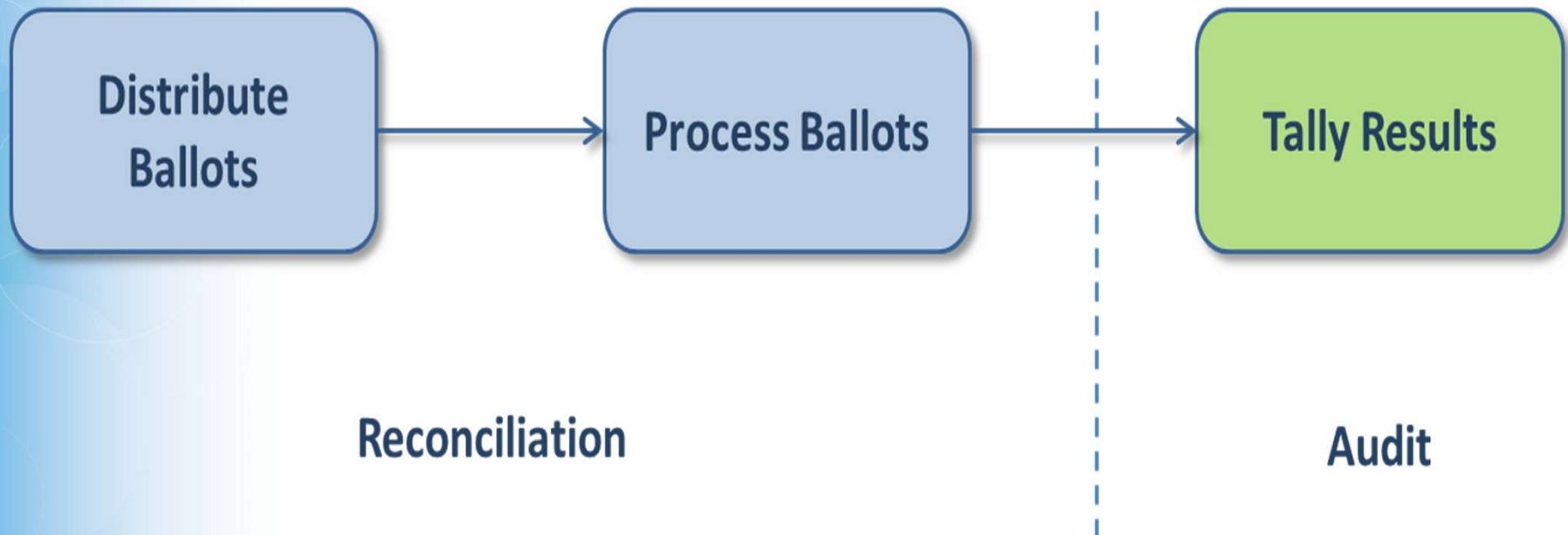
Round 1

Audit board 1:	Charlie Winn	Melinda Zahner
Audit board 2:	George Tristan	Linda Barba
Audit board 3:	Linda Barba	George Tristan
Audit board 4:	Patricia Feeser	David Murray
Audit board 5:	Patricia Feeser	David Murray
Audit board 6:	Lynne McNamara	Emily Brake
Audit board 7:	Lynne McNamara	Emily Brake
Audit board 8:	Linda Barba	George Tristan
Audit board 9:	Patricia Feeser	David Murray
Audit board 10:	Charlie Winn	Melinda Zahner
Audit board 11:	Charlie Winn	Melinda Zahner
Audit board 12:	Linda Barba	George Tristan
Audit board 13:	Mary Lennert	Valerie Walsh
Audit board 14:	Charlie Winn	Melinda Zahner
Audit board 15:	Lynne McNamara	Emily Brake
Audit board 16:	Lynne McNamara	Emily Brake
Audit board 17:	Patricia Feeser	David Murray
Audit board 18:	Lynne McNamara	Emily Brake
Audit board 19:	Linda Barba	George Tristan

County Clerk

- Election Rule 10.4 – November 17, received SOS authorization to proceed with canvass certification

Reconciliation Overview for Canvass Process



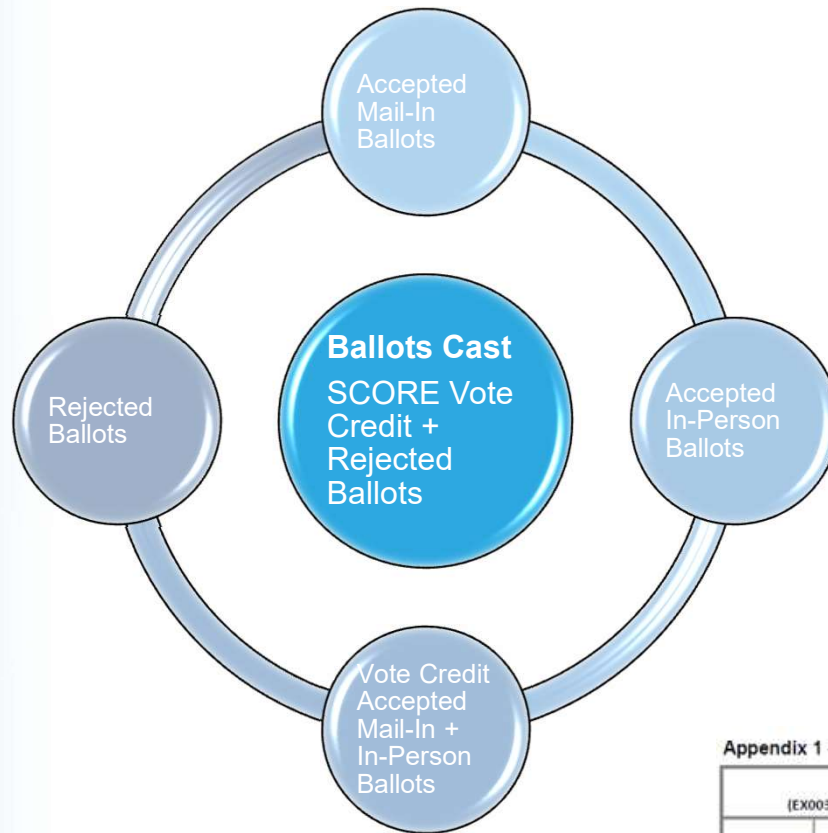
How Ballots Are Returned



- **Mail envelopes**
 - ✓ Post Office
 - ✓ 24-hour drop boxes
 - ✓ Drop-boxes at Vote Centers

- **In-Person ballots**
 - ✓ Vote Centers (flat or ICX ballots)

Ballots Received (Appendix 1)



Appendix 1 - Ballots Received

Eligible Voters (EX003 - SCORE Registered Voter List)				SCORE Voter Credit And Ballots Cast				
Precinct	Active Voters	Inactive Voters	Registered Electors	Accepted Mail-In	Accepted In-Person	Vote Credit	Rejected Mail-In	Ballots Cast

Ballots Received – Appendix 1



Reconcile Ballots Cast to Counted (County Level)

Board Duty: Confirm that the number of ballots counted does not exceed ballots cast.

Eligible Voters (EX003 - SCORE Registered Voter List)				SCORE Voter Credit And Ballots Cast					Dominion Ballots	Reconciliation		
Precinct	Active Voters	Inactive Voters	Registered Electors	Accepted Mail-In	Accepted In-Person	Vote Credit	Rejected Mail-In	Ballots Cast	Ballots Counted	Difference: Ballots Counted - Vote Credit	1-10- 101.5(a): Ballots Counted - Ballots Cast	1-10- 101.5(b): Ballots Cast - Registered Electors
Total	231,109	16,684	247,793	107,844	1,522	109,366	1,304	110,670	109,366	0	(1,304)	(137,123)
				Accepted Provisionals:		0		0				
				Rejected Provisionals:			1	1				
Adjusted Totals at Election Close:				109,366	1,305	110,671		109,366	109,366	0		

C.R.S 1-10-101.5(1)(a)

Ballots Received – Appendix 1



Reconcile Registered Electors to Ballots Cast

Board Duty: Confirm that ballots cast in each precinct does not exceed the number of registered electors

Eligible Voters (EX003 - SCORE Registered Voter List)				SCORE Voter Credit And Ballots Cast					Dominion Ballots	Reconciliation		
Precinct	Active Voters	Inactive Voters	Registered Electors	Accepted Mail-In	Accepted In-Person	Vote Credit	Rejected Mail-In	Ballots Cast	Ballots Counted	Difference: Ballots Counted - Vote Credit	1-10- 101.5(a): Ballots Counted - Ballots Cast	1-10- 101.5(b): Ballots Cast - Registered Electors
Total	231,109	16,684	247,793	107,844	1,522	109,366	1,304	110,670	109,366	0	(1,304)	(137,123)
				Accepted Provisionals:		0		0				
				Rejected Provisionals:			1	1				
Adjusted Totals at Election Close:				109,366	1,305	110,671			109,366	0		

C.R.S 1-10-101.5(1)(b)

Ballots Received – Appendix 1



Reconcile Ballots Counted to Vote Credit BCCR Responsibility

Eligible Voters (EX003 - SCORE Registered Voter List)				SCORE Voter Credit And Ballots Cast					Dominion Ballots	Reconciliation		
Precinct	Active Voters	Inactive Voters	Registered Electors	Accepted Mail-In	Accepted In-Person	Vote Credit	Rejected Mail-In	Ballots Cast	Ballots Counted	Difference: Ballots Counted - Vote Credit	1-10- 101.5(a): Ballots Counted - Ballots Cast	1-10- 101.5(b): Ballots Cast - Registered Electors
205	973	46	1019	542	2	544	4	548	545	1	(3)	(471)
316	1270	39	1309	671	4	675	9	684	674	-1	(10)	(625)
Total	231,109	16,684	247,793	107,844	1,522	109,366	1,304	110,670	109,366	0	(1,304)	(137,123)
				Accepted Provisionals:		0		0				
				Rejected Provisionals:			1	1				
Adjusted Totals at Election Close:				109,366	1,305	110,671	109,366	0				

Note: Precinct-to-Precinct differences in the "Difference" column above can be explained as follows:

By Colorado law, the first ballot back from a voter is the ballot that must be counted. If the voter has changed their registration to a county or district different from the ballot that they returned, their returned ballot is duplicated onto a ballot reflecting their new residence, and only the common contests voted are counted (when eligible contests (ballot styles) are different).

An example of this can be seen in precincts 205 and 316. A voter moved to precinct 205 but returned their 316 ballot. The 316 ballot was duplicated onto a 205 ballot style before being scanned. However, the accepted ballot in SCORE is reflected as the 316 ballot, which would then be included in the aggregate total for precinct 316. Therefore, SCORE voter credit is showing 1 higher for 316 than Dominion, and Dominion is showing 1 higher for 205 than SCORE.

Ballots Received – Appendix 1



Non-Resident Special District Landowners

Eligible Voters (EX003 - SCORE Registered Voter List)				SCORE Voter Credit And Ballots Cast					Dominion Ballots	Reconciliation		
Precinct	Active Voters	Inactive Voters	Registered Electors	Accepted Mail-In	Accepted In-Person	Vote Credit	Rejected Mail-In	Ballots Cast	Ballots Counted	Difference: Ballots Counted - Vote Credit	1-10- 101.5(a): Ballots Counted - Ballots Cast	1-10- 101.5(b): Ballots Cast - Registered Electors
Total	231,109	16,684	247,793	107,844	1,522	109,366	1,304	110,670	109,366	0	(1,304)	(137,123)

Accepted Provisionals:	0		0
Rejected Provisionals:		1	1

Adjusted Totals at Election Close:	109,366	1,305	110,671	109,366	0
---	----------------	--------------	----------------	----------------	----------

Non-Resident Special District Landowner Ballots				
Special District	Accepted	Rejected	Cast	Counted
Hygiene Fire Protection	12	1	13	12
Total	12	1	13	12

Totals, including Landowners:	109,378	1,306	110,684	109,378	0
--------------------------------------	----------------	--------------	----------------	----------------	----------

First Floor Reconciled Ballot Summary



In SCORE		
Accepted	Agilis	107,442
	Manual Process	13
	UOCAVA (electronic)	389
	Total Accepted	107,844
Rejected	Agilis	876
	Manual Process	383
	UOCAVA (electronic)	45
	Total Rejected	1,304
Total in SCORE		109,148
Not In SCORE		
Accepted	Landowner	12
	Total Accepted	12
Rejected	Landowner	1
	Out of County/State	364
	Total Rejected	365
Total Not In SCORE		377
Processed	Total Processed	109,525
Envelopes Received		109,525
(Total processed In SCORE and Not In SCORE)		
Envelopes Sent to 2nd Floor		
	Mail	107,455
	UOCAVA (electronic)	389
	Total SCORE Sent	107,844
	Landowner	12
	Total with Landowner	107,856
	Provisional	0
	Total with Provisional	107,856

Second Floor Reconciled Ballot Summary



Envelopes From 1st Floor

Source: Ballot Accounting System Transport Log Export
Received

Mail Ballots	107,296
UOCAVA (electronic)	389
Miscellaneous	171
Total Received	107,856

Batched and Sent to Scan Room

Mail Ballots	107,455
UOCAVA (electronic)	389
Landowner	12
Provisional	0
Total Batched	107,856

Duplication

Accepted mail ballot duplication for damaged, UOCAVA, statewide and accessible ballots
**One duplicated ballot didn't count and should not have been duplicated. This duplicate ballot was voided and the original ballot was scanned.

1,417

Ballots From VSPCs

Source: Ballot Accounting System VSPC Transport Log Export
Received

ICX	186
Flat	1,336
Total Received	1,522

Batched and Sent to Scan Room

ICX	186
Flat	1,336
Total Batched	1,522

GRAND TOTAL BATCHED **109,378**

Duplication

Accepted in-person ballot duplication

7

VSPC Statement of Ballots Summary



VSPC Location	SCORE				Ballot Printing										Forms				Flat Ballot Count	ICX Ballot Count
	In-Person Paper	In-Person ICX	Mail	Total Issued	Printed					Inactive					In-Person Paper	In-Person ICX	Mail	Total Forms		
					In-Person Paper	In-Person ICX	Mail	Provisional	Total Printed	In-Person Paper	In-Person ICX	Mail	*Total Voided	Net Printed						
Boulder Clerk & Recorder	530	53	334	917	544	55	365	1	965	14	2	31	47	918	530	53	334	917	530	53
Lafayette Clerk & Recorder	197	1	33	231	199	1	37	0	237	2	0	3	5	232	197	1	34	232	197	1
CU - UMC	276	101	93	470	282	103	96	0	481	6	2	3	11	470	276	101	93	470	276	101
Longmont St. Vrain Hub	333	31	88	452	338	32	95	0	465	5	1	7	13	452	333	31	88	452	333	31
TOTALS:	1336	186	548	2070	1363	191	593	1	2148	27	5	44	76	2072	1336	186	549	2071	1336	186

Missing

Provisional Ballots are not recorded in SCORE but are included in physical ballot counts, therefore, there will be a discrepancy between Total Printed, Total Forms, and SCORE Vote Credit.

The SCORE Total Issued column does not equal Net Printed or Total Forms due to two factors:

1 provisional ballot was issued; provisional ballots do not count toward form or SCORE counts

On 11/2, a voter visited a vote center and requested a replacement mail ballot. They returned later that day and requested to vote in-person because they made a mistake on the mail ballot issued earlier in the day. The mail ballot was printed and there is an active form for the mail ballot. The mail ballot was voided in SCORE upon the voter casting their vote in-person.

*Total Voided is the cumulative total of ballots that: 1. Did not print 2. Were spoiled, 3. Were voided, 4. Were undone

Scan Room Reconciled Ballot Summary



	A	B	C	D	E	F	H	I	M	O	P
3	Date:	11/11/2021									
5	System	Ballots to Scan Count	Original Ballots Accepted	Original Damaged Ballots Pulled for Duplication	Original Manual Review Ballots Pulled for Review	Manual Review Ballot Pulls Re-Introduced	Manual Review Ballot Pulls Pulled for Duplication	Duplication Ballots Re-Introduced	Total Ballots Accepted	Published Results	
6	A	19261	19071	128	62				19261	19261	
7	B	9710	9558	81	71				9710	9710	
8	C	13326	13186	113	27				13326	13326	
9	D	16304	16144	123	37				16304	16304	
10	E	6015	5943	60	12				6015	6015	
11	F	12565	12434	115	16				12565	12565	
12	G	10516	10416	85	15				10516	10516	
13	H	11390	11286	79	25	182	98	967	12539	12539	
14	I	0	0	0	0				0	0	
15	J	10291	10191	85	15				10291	10291	
16	Sum	109378	108229	869	280	182	98	967	109378	109378	
18								Ballots in research:	0		
20		109378	Ballot Processing Count					Ballots not counted:	0		
22								Manual Review Ballot Pulls not processed:	0		
23								Duplication Ballot Pulls not yet processed:	0		
24											
25								Incomplete Ballot Pulls not processed	0		
26											

Duties of the Canvass Board



Colorado Revised Statutes - Title 1

1-10-101.5 (1) (a), Rule 10.3.2 (a) (1)



Reconciling the number of ballots counted to the number of ballots cast /
Confirm that the number of ballots counted in that election does not exceed
the number of ballots cast in that election

Summary of Ballots Cast and Ballots Counted

Ballots Cast	
Accepted Mail-Ballot	107,844
Voted In-Person	1,522
Accepted Provisional	0
Total Accepted	109,366
Rejected Mail Ballot	1,304
Rejected Provisional	1
Total Rejected	1,305
Total Precinct Ballots	110,671
Accepted Landowner	12
Rejected Landowner	1
Total Ballots Cast	110,684

Tally of Ballots Counted	
Precinct Ballots Counted	109,366
Landowner Ballots Counted	12
Total	109,378

Duties of the Canvass Board



Colorado Revised Statutes - Title 1

1-10-101.5 (1) (b), Rule 10.3.2 (a) (2)



Reconciling the number of ballots cast to the number of voters who voted /
Confirm that the number of ballots cast does not exceed the number of
registered electors

Summary of Registered Electors and Ballots Cast

Ballots Cast		Registered Electors	
Accepted Mail-Ballot	107,844	Active Voters	231,109
Voted In-Person	1,522	Inactive Voters	16,684
Accepted Provisional	0	Total	247,793
Total Accepted	109,366		
Rejected Mail Ballot	1,304		
Rejected Provisional	1		
Total Rejected	1,305		
Total Precinct Ballots	110,671		
Accepted Landowner	12		
Rejected Landowner	1		
Total Ballots Cast	110,684		

Question & Answer



Duties of the Canvass Board



Colorado Revised Statutes - Title 1

1-10-101.5 (1) (c)

- ✓ Certify the abstract of votes cast in any election and transmit the certification to the secretary of state

- Abstract of Votes Certification, which includes:
 - ✓ Reconciliation Report
 - ✓ Appendix 1 (breakdown by precinct)
 - ✓ Ballots counted match Statement of Votes
 - ✓ Statement of Votes (results of election validated in RLA)

- Final Duty - Certify the Abstract of Votes Cast in the Election

Thank You!





Boulder County 2021 Coordinated Election

Reconciliation Report

November 2, 2021

OVERVIEW

The purpose of the canvass is to account for every ballot cast and ensure that every valid vote cast is included in the election totals. This involves accounting for every mail ballot, in-person ballot, provisional ballot, rejected ballot, and military and overseas ballot (UOCAVA).

Colorado Revised Statutes, Title 1, 1-10-101.5 Duties of the Canvass Board:

- 1) The Canvass Board shall:
 - (a) Reconcile the ballots cast in an election to confirm that the number of ballots counted in that election does not exceed the number of ballots cast in that election;
 - (b) Reconcile the ballots cast in each precinct in the county to confirm that the number of ballots cast does not exceed the number of registered electors in the precinct; and
 - (c) Certify the abstract of votes cast in any election and transmit the certification to the Secretary of State. A majority of Canvass Board members' signatures shall be sufficient to certify the abstract of votes cast in any election. When unable to certify the abstract of votes by the majority of the board for any reason, the Canvass Board shall transmit the noncertified abstract of votes to the Secretary of State along with a written report detailing the reason for noncertification.

The Canvass Board's duties regarding reconciliation are included in Election Rule 10.3.2(a):

- (a) Conduct the canvass and certify the official abstract of votes in accordance with section 1-10-101.5, C.R.S., by:
 - (1) Reconciling the number of ballots counted to the number of ballots cast; and
 - (2) Reconciling the number of ballots cast to the number of voters who voted.

To reconcile the election, we track voted ballots as they pass through the election process. This report follows Election Rule 10.5 Procedures for Canvass and presents summary data for the overall election, as required by Election Rule 10.5.1, as well as a detailed accounting of ballots on a precinct-by-precinct basis. In addition, references to the data, reports, or documentation listed in the Canvass Board Checklist are available to allow the Canvass Board to fulfill its statutory duty. The reconciliation process focuses on the reception of ballots through the assignment of voter credit.

BALLOTS RECEIVED

Mail ballots are received in several ways:

- Post Office
- Secure 24-hour drop boxes
- Drop-off ballot boxes located at Voter Service and Polling Centers

The mail ballots are signature verified by election judges, accepted or rejected, and recorded accordingly in SCORE. Voted paper ballots from Voter Service and Polling Center (VSPC) locations arrive in separate ballot boxes from the mail-in ballots. Because vote credit was already recorded in SCORE when the voter's ID was verified at the VSPC locations, these ballots go directly to scanning, adjudication, and tallying after being batched.

Figure 1 illustrates the process by which mail ballots are received, prepared, scanned, tallied, and recorded in the CVR (Cast Vote Record).

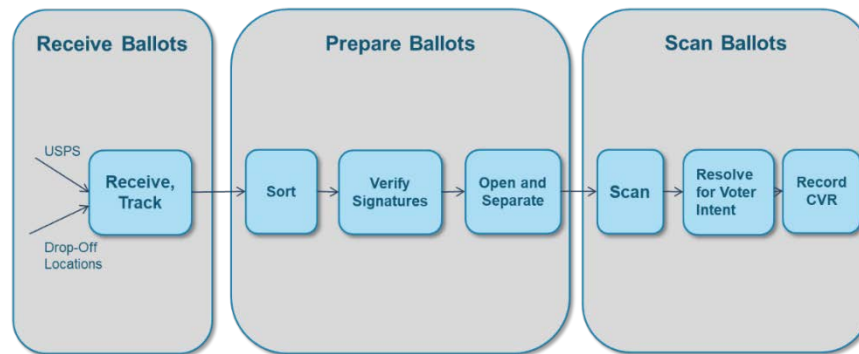


Figure 1

Determining whether a ballot is accepted or rejected is based on several factors. For example, it may be rejected because the signature on the ballot envelope does not match the voter registration record, the envelope may be missing a signature, or the returned ballot envelope may be missing a required ID.

Letters are sent to these voters allowing them to “cure” their ballot envelope by returning a signed affidavit with a copy of their ID (due by the 8th day after the election). Only the ballots contained in accepted envelopes are eligible to proceed through the process to scanning, adjudication, and tallying.

Appendix 1 provides a precinct-by-precinct accounting of eligible voters, ballots cast, and ballots counted. This report fulfills Election Statute 1-10-101.5, and Rule 10.3.2(a). Appendix 1 includes the following sections:

1. Eligible Voters
2. SCORE Voter Credit and Ballots Cast
3. Dominion Ballots (Ballots Counted)
4. Reconciliation

The Eligible Voters section includes both active and inactive voters, providing the total number of registered electors. The SCORE Voter Credit and Ballots Cast section includes the number of mail-in and in-person ballots accepted in SCORE, as well as the number of rejected mail-in ballots. The sum of these three categories provides the total number of ballots cast. The Dominion Ballots section reflects the number of ballots counted by the tabulation system. The Reconciliation section compares eligible voters, vote credit, ballots cast, and ballots counted to verify that the statutory requirements have been met.

As outlined in Rule 10.5.1, the designated election official must provide the following information to the Canvass Board. This section presents, in order, the information required by rule and cites the source document for the information:

- (a) The name of each candidate, office, and votes received; **(Summary of Votes)**
- (b) The number or letter of each ballot issue or question and votes received; **(Summary of Votes)**
- (c) The total number of ballots cast; **(Appendix 1)**

Ballots Cast	
Accepted Mail-Ballot	107,844
Voted In-Person	1,522
Accepted Provisional	0
Total Accepted	109,366
Rejected Mail Ballot	1,304
Rejected Provisional	1
Total Rejected	1,305
Total Precinct Ballots	110,671
Accepted Landowner	12
Rejected Landowner	1
Total Ballots Cast	110,684

Figure 2

- (d) The number of provisional ballots cast **(BP-012C)**, including totals for:
 - (1) Ballots accepted by each code; and

Provisional Ballots Accepted	
Total	0

Figure 3

- (2) Ballots rejected by each code.

Provisional Ballots Rejected	
RAB - Mail-In Ballot Issued/Voted	1
Total	1

Figure 4

- (e) The number of mail ballots cast, including totals for:
 - (1) Ballots accepted **(Appendix 1)**; and

Mail Ballots Accepted	
Total	107,844

Figure 5

(2) Ballots rejected by each code (**BP-012B**).

Mail Ballots Rejected	
Voted More Than One Ballot	4
Voter Deceased	1
Voted Wrong Ballot	1
Two Ballots in One Envelope	1
ID Required - Not Provided	3
Empty Envelope	28
No Signature	43
Received After 7pm on Election Day	376
Signature Discrepancy	847
Total	1,304

Figure 6

(f) The number of in-person ballots counted (**Appendix 1**)

In Person Ballots Counted	
In Person Paper	1,336
In Person ICX	186
Total	1,522

Figure 7

(g) The number of damaged and spoiled ballots.

Damaged/Spoiled Ballot Summary	
Damaged Ballots	970
Spoiled Ballots From VSPCs	77

Figure 8

STATUTORY REQUIREMENT FULFILLED

Based on the reconciliation activities performed for this canvass and reported herein, it is determined that the requirements of Colorado Revised Statute 1-10-101 have been met. As Figure 9 demonstrates, **the number of ballots counted is equal to or less than the number of ballots cast (accepted plus rejected ballots)** and as Figure 10 demonstrates, **the number of ballots cast is equal to or less than the number of registered voters.**

Ballots Cast		Tally of Ballots Counted	
Accepted Mail-Ballot	107,844	Precinct Ballots Counted	109,366
Voted In-Person	1,522	Landowner Ballots Counted	12
Accepted Provisional	0	Total	109,378
Total Accepted	109,366		
Rejected Mail Ballot	1,304		
Rejected Provisional	1		
Total Rejected	1,305		
Total Precinct Ballots	110,671		
Accepted Landowner	12		
Rejected Landowner	1		
Total Ballots Cast	110,684		

Figure 9

Ballots Cast		Registered Electors	
Accepted Mail-Ballot	107,844	Active Voters	231,109
Voted In-Person	1,522	Inactive Voters	16,684
Accepted Provisional	0	Total	247,793
Total Accepted	109,366		
Rejected Mail Ballot	1,304		
Rejected Provisional	1		
Total Rejected	1,305		
Total Precinct Ballots	110,671		
Accepted Landowner	12		
Rejected Landowner	1		
Total Ballots Cast	110,684		

Figure 10

Notes:

1. Active Voters in Figure 10 includes 697 confidential voters. Confidential voters are not included in publicly available reports.
2. Of the 1,522 In-Person voters reported above, 186 of them voted on an electronic Ballot Marking Device (ICX).
3. Ballots Cast includes ballots that are ultimately not counted for various reasons. Voters have until 11:59 p.m. on the 8th day following Election Day to “cure” these issues. Not every voter does so in this timeframe. If they do not, their cast ballot is not counted.
4. All voter registration numbers reported herein are as of Election Day and include active voters who will be 18 by the November 2021 Coordinated Election (11/2/2021).

Appendix 1 - Ballots Received

Eligible Voters (EX003 - SCORE Registered Voter List)				SCORE Voter Credit And Ballots Cast					Dominion Ballots	Reconciliation		
Precinct	Active Voters	Inactive Voters	Registered Electors	Accepted Mail-In	Accepted In-Person	Vote Credit	Rejected Mail-In	Ballots Cast	Ballots Counted	Difference: Ballots Counted - Vote Credit	1-10-101.5(a): Ballots Counted - Ballots Cast	1-10-101.5(b): Ballots Cast - Registered Electors
100	1552	97	1649	675	4	679	9	688	680	1	(8)	(961)
101	1393	87	1480	623	6	629	14	643	628	-1	(15)	(837)
102	1171	255	1426	208	4	212	2	214	212	0	(2)	(1,212)
103	1201	52	1253	573	4	577	10	587	577	0	(10)	(666)
104	1148	53	1201	515	1	516	5	521	515	-1	(6)	(680)
105	484	60	544	160	1	161	3	164	161	0	(3)	(380)
106	1132	47	1179	562	1	563	9	572	561	-2	(11)	(607)
107	1103	72	1175	473	3	476	6	482	476	0	(6)	(693)
200	677	28	705	394	3	397	4	401	397	0	(4)	(304)
201	702	31	733	376	3	379	2	381	379	0	(2)	(352)
202	1150	88	1238	556	5	561	4	565	561	0	(4)	(673)
203	1035	29	1064	636	1	637	6	643	636	-1	(7)	(421)
204	994	48	1042	533	4	537	3	540	537	0	(3)	(502)
205	973	46	1019	542	2	544	4	548	545	1	(3)	(471)
206	567	20	587	345	0	345	4	349	345	0	(4)	(238)
207	1001	44	1045	542	4	546	9	555	546	0	(9)	(490)
208	1097	49	1146	665	5	670	6	676	670	0	(6)	(470)
209	629	20	649	401	0	401	2	403	401	0	(2)	(246)
210	911	44	955	532	2	534	3	537	534	0	(3)	(418)
211	1104	66	1170	572	0	572	8	580	572	0	(8)	(590)
212	1533	120	1653	695	6	701	8	709	701	0	(8)	(944)
213	1381	107	1488	724	5	729	14	743	729	0	(14)	(745)
214	1252	72	1324	690	5	695	5	700	694	-1	(6)	(624)
215	893	46	939	496	4	500	3	503	500	0	(3)	(436)
300	1814	182	1996	672	7	679	9	688	679	0	(9)	(1,308)
301	1755	79	1834	689	10	699	8	707	698	-1	(9)	(1,127)
302	1984	102	2086	941	15	956	11	967	956	0	(11)	(1,119)
303	960	79	1039	380	11	391	5	396	391	0	(5)	(643)
304	1015	44	1059	591	1	592	5	597	592	0	(5)	(462)
305	1148	93	1241	477	10	487	7	494	486	-1	(8)	(747)
306	1242	88	1330	575	5	580	8	588	580	0	(8)	(742)
307	1463	150	1613	416	11	427	10	437	427	0	(10)	(1,176)

Appendix 1 - Ballots Received

Eligible Voters (EX003 - SCORE Registered Voter List)				SCORE Voter Credit And Ballots Cast					Dominion Ballots	Reconciliation		
Precinct	Active Voters	Inactive Voters	Registered Electors	Accepted Mail-In	Accepted In-Person	Vote Credit	Rejected Mail-In	Ballots Cast	Ballots Counted	Difference: Ballots Counted - Vote Credit	1-10-101.5(a): Ballots Counted - Ballots Cast	1-10-101.5(b): Ballots Cast - Registered Electors
308	1074	58	1132	508	10	518	7	525	518	0	(7)	(607)
309	1136	60	1196	626	3	629	3	632	630	1	(2)	(564)
310	1513	61	1574	729	7	736	8	744	736	0	(8)	(830)
311	884	41	925	391	5	396	9	405	396	0	(9)	(520)
312	1014	42	1056	580	4	584	5	589	584	0	(5)	(467)
313	1363	57	1420	749	3	752	4	756	752	0	(4)	(664)
314	1475	54	1529	796	2	798	12	810	799	1	(11)	(719)
315	860	33	893	480	3	483	5	488	483	0	(5)	(405)
316	1270	39	1309	671	4	675	9	684	674	-1	(10)	(625)
400	123	9	132	75	0	75	1	76	75	0	(1)	(56)
401	733	16	749	399	3	402	3	405	402	0	(3)	(344)
402	658	18	676	347	3	350	5	355	349	-1	(6)	(321)
403	964	41	1005	491	8	499	7	506	500	1	(6)	(499)
404	974	36	1010	528	1	529	9	538	529	0	(9)	(472)
405	479	33	512	256	2	258	2	260	258	0	(2)	(252)
406	751	24	775	365	2	367	9	376	368	1	(8)	(399)
407	497	23	520	263	0	263	5	268	263	0	(5)	(252)
408	1437	71	1508	606	1	607	5	612	607	0	(5)	(896)
409	1820	73	1893	683	5	688	7	695	688	0	(7)	(1,198)
410	1178	54	1232	622	7	629	5	634	629	0	(5)	(598)
411	1447	65	1512	736	1	737	6	743	737	0	(6)	(769)
412	1358	49	1407	627	3	630	15	645	630	0	(15)	(762)
413	1462	70	1532	623	2	625	5	630	625	0	(5)	(902)
414	1485	31	1516	550	8	558	12	570	558	0	(12)	(946)
500	950	63	1013	420	3	423	5	428	423	0	(5)	(585)
501	909	26	935	491	5	496	1	497	496	0	(1)	(438)
502	1034	35	1069	572	7	579	3	582	579	0	(3)	(487)
503	1503	67	1570	824	6	830	5	835	830	0	(5)	(735)
504	751	26	777	403	2	405	6	411	405	0	(6)	(366)
505	926	45	971	433	4	437	2	439	438	1	(1)	(532)
506	618	24	642	309	1	310	4	314	310	0	(4)	(328)
507	1298	40	1338	597	6	603	11	614	604	1	(10)	(724)

Appendix 1 - Ballots Received

Eligible Voters (EX003 - SCORE Registered Voter List)				SCORE Voter Credit And Ballots Cast					Dominion Ballots	Reconciliation		
Precinct	Active Voters	Inactive Voters	Registered Electors	Accepted Mail-In	Accepted In-Person	Vote Credit	Rejected Mail-In	Ballots Cast	Ballots Counted	Difference: Ballots Counted - Vote Credit	1-10-101.5(a): Ballots Counted - Ballots Cast	1-10-101.5(b): Ballots Cast - Registered Electors
508	764	22	786	432	2	434	2	436	434	0	(2)	(350)
600	1435	96	1531	692	18	710	6	716	711	1	(5)	(815)
601	1260	59	1319	612	3	615	3	618	615	0	(3)	(701)
602	879	47	926	398	1	399	7	406	399	0	(7)	(520)
603	1449	106	1555	703	7	710	11	721	710	0	(11)	(834)
604	1047	36	1083	521	3	524	3	527	524	0	(3)	(556)
605	1118	53	1171	410	7	417	10	427	415	-2	(12)	(744)
606	1040	57	1097	371	5	376	0	376	376	0	0	(721)
607	1082	53	1135	478	6	484	5	489	484	0	(5)	(646)
608	1067	64	1131	306	11	317	5	322	317	0	(5)	(809)
609	615	36	651	148	3	151	0	151	151	0	0	(500)
610	1636	127	1763	568	8	576	11	587	576	0	(11)	(1,176)
611	1200	79	1279	463	4	467	2	469	467	0	(2)	(810)
612	1157	63	1220	494	1	495	2	497	495	0	(2)	(723)
613	886	65	951	409	4	413	3	416	413	0	(3)	(535)
614	1519	81	1600	806	5	811	7	818	812	1	(6)	(782)
615	1009	42	1051	457	3	460	6	466	462	2	(4)	(585)
616	1159	52	1211	565	6	571	11	582	572	1	(10)	(629)
617	1939	165	2104	773	7	780	10	790	780	0	(10)	(1,314)
618	1527	75	1602	770	8	778	10	788	779	1	(9)	(814)
619	1905	167	2072	596	10	606	3	609	605	-1	(4)	(1,463)
620	1840	97	1937	858	3	861	13	874	862	1	(12)	(1,063)
621	1133	65	1198	597	4	601	5	606	601	0	(5)	(592)
622	806	61	867	322	2	324	2	326	324	0	(2)	(541)
623	1508	131	1639	536	11	547	10	557	547	0	(10)	(1,082)
624	928	64	992	462	6	468	8	476	468	0	(8)	(516)
625	928	42	970	526	4	530	4	534	530	0	(4)	(436)
626	1198	66	1264	571	11	582	4	586	582	0	(4)	(678)
627	892	83	975	262	6	268	1	269	268	0	(1)	(706)
628	1022	61	1083	537	5	542	5	547	541	-1	(6)	(536)
629	641	50	691	293	4	297	4	301	297	0	(4)	(390)
630	1013	79	1092	363	3	366	2	368	366	0	(2)	(724)

Appendix 1 - Ballots Received

Eligible Voters (EX003 - SCORE Registered Voter List)				SCORE Voter Credit And Ballots Cast					Dominion Ballots	Reconciliation		
Precinct	Active Voters	Inactive Voters	Registered Electors	Accepted Mail-In	Accepted In-Person	Vote Credit	Rejected Mail-In	Ballots Cast	Ballots Counted	Difference: Ballots Counted - Vote Credit	1-10-101.5(a): Ballots Counted - Ballots Cast	1-10-101.5(b): Ballots Cast - Registered Electors
631	726	34	760	275	0	275	2	277	275	0	(2)	(483)
632	1324	66	1390	542	4	546	7	553	546	0	(7)	(837)
633	1112	103	1215	269	7	276	1	277	275	-1	(2)	(938)
634	892	61	953	334	4	338	9	347	338	0	(9)	(606)
635	877	41	918	454	7	461	2	463	461	0	(2)	(455)
636	1188	67	1255	615	9	624	6	630	623	-1	(7)	(625)
637	1464	100	1564	620	10	630	9	639	630	0	(9)	(925)
638	971	39	1010	628	8	636	2	638	636	0	(2)	(372)
639	980	51	1031	563	6	569	8	577	569	0	(8)	(454)
640	897	38	935	457	8	465	5	470	465	0	(5)	(465)
641	875	61	936	373	8	381	1	382	381	0	(1)	(554)
642	1340	74	1414	598	4	602	3	605	602	0	(3)	(809)
643	907	42	949	342	3	345	3	348	345	0	(3)	(601)
644	1011	98	1109	287	5	292	0	292	292	0	0	(817)
645	941	51	992	426	5	431	5	436	430	-1	(6)	(556)
646	980	45	1025	464	4	468	5	473	468	0	(5)	(552)
647	1806	71	1877	895	16	911	4	915	914	3	(1)	(962)
648	1273	102	1375	428	7	435	5	440	435	0	(5)	(935)
649	920	73	993	275	5	280	1	281	280	0	(1)	(712)
650	873	59	932	375	5	380	7	387	380	0	(7)	(545)
651	1065	53	1118	457	5	462	1	463	462	0	(1)	(655)
652	1105	99	1204	385	2	387	2	389	387	0	(2)	(815)
653	744	21	765	420	3	423	1	424	423	0	(1)	(341)
654	1434	144	1578	604	3	607	2	609	606	-1	(3)	(969)
655	1337	36	1373	699	9	708	7	715	708	0	(7)	(658)
656	1224	56	1280	400	5	405	6	411	404	-1	(7)	(869)
657	1367	49	1416	653	4	657	6	663	657	0	(6)	(753)
700	938	45	983	523	2	525	3	528	526	1	(2)	(455)
701	572	28	600	314	4	318	4	322	318	0	(4)	(278)
702	426	16	442	210	3	213	5	218	213	0	(5)	(224)
703	465	20	485	259	0	259	3	262	259	0	(3)	(223)
704	367	8	375	205	0	205	3	208	206	1	(2)	(167)

Appendix 1 - Ballots Received

Eligible Voters (EX003 - SCORE Registered Voter List)				SCORE Voter Credit And Ballots Cast					Dominion Ballots	Reconciliation		
Precinct	Active Voters	Inactive Voters	Registered Electors	Accepted Mail-In	Accepted In-Person	Vote Credit	Rejected Mail-In	Ballots Cast	Ballots Counted	Difference: Ballots Counted - Vote Credit	1-10-101.5(a): Ballots Counted - Ballots Cast	1-10-101.5(b): Ballots Cast - Registered Electors
705	692	17	709	369	3	372	5	377	372	0	(5)	(332)
706	199	7	206	119	2	121	1	122	121	0	(1)	(84)
707	656	29	685	356	1	357	1	358	357	0	(1)	(327)
708	694	37	731	327	8	335	5	340	336	1	(4)	(391)
800	885	37	922	486	5	491	1	492	490	-1	(2)	(430)
801	833	90	923	356	6	362	4	366	362	0	(4)	(557)
802	1047	172	1219	321	7	328	3	331	330	2	(1)	(888)
803	989	141	1130	329	7	336	10	346	336	0	(10)	(784)
804	1288	76	1364	673	7	680	7	687	679	-1	(8)	(677)
805	469	23	492	252	3	255	2	257	255	0	(2)	(235)
806	1380	113	1493	665	9	674	7	681	674	0	(7)	(812)
807	1191	56	1247	680	6	686	9	695	686	0	(9)	(552)
808	1839	103	1942	727	20	747	6	753	745	-2	(8)	(1,189)
809	1252	61	1313	741	6	747	15	762	747	0	(15)	(551)
810	1073	46	1119	604	7	611	10	621	610	-1	(11)	(498)
811	1342	63	1405	715	8	723	12	735	723	0	(12)	(670)
812	1378	74	1452	645	6	651	13	664	649	-2	(15)	(788)
813	1047	59	1106	359	5	364	16	380	364	0	(16)	(726)
814	1146	74	1220	564	18	582	10	592	582	0	(10)	(628)
815	851	131	982	321	13	334	3	337	334	0	(3)	(645)
816	1159	103	1262	517	13	530	7	537	530	0	(7)	(725)
817	835	27	862	542	4	546	9	555	547	1	(8)	(307)
818	1031	56	1087	613	5	618	2	620	618	0	(2)	(467)
819	894	54	948	503	6	509	7	516	510	1	(6)	(432)
820	687	30	717	408	4	412	3	415	411	-1	(4)	(302)
821	1083	118	1201	485	14	499	7	506	499	0	(7)	(695)
822	1837	233	2070	615	26	641	9	650	641	0	(9)	(1,420)
823	1384	205	1589	498	16	514	10	524	514	0	(10)	(1,065)
824	1111	76	1187	519	7	526	8	534	525	-1	(9)	(653)
825	629	48	677	373	2	375	5	380	375	0	(5)	(297)
826	856	64	920	488	4	492	6	498	493	1	(5)	(422)
827	851	109	960	388	12	400	2	402	400	0	(2)	(558)

Appendix 1 - Ballots Received

Eligible Voters (EX003 - SCORE Registered Voter List)				SCORE Voter Credit And Ballots Cast					Dominion Ballots	Reconciliation		
Precinct	Active Voters	Inactive Voters	Registered Electors	Accepted Mail-In	Accepted In-Person	Vote Credit	Rejected Mail-In	Ballots Cast	Ballots Counted	Difference: Ballots Counted - Vote Credit	1-10-101.5(a): Ballots Counted - Ballots Cast	1-10-101.5(b): Ballots Cast - Registered Electors
828	690	93	783	283	17	300	7	307	300	0	(7)	(476)
829	672	164	836	205	9	214	5	219	214	0	(5)	(617)
830	609	148	757	131	16	147	7	154	148	1	(6)	(603)
831	723	133	856	205	19	224	2	226	223	-1	(3)	(630)
832	336	40	376	126	4	130	2	132	130	0	(2)	(244)
833	554	164	718	134	10	144	2	146	144	0	(2)	(572)
834	376	230	606	10	23	33	1	34	33	0	(1)	(572)
835	243	112	355	27	11	38	1	39	38	0	(1)	(316)
836	484	51	535	191	6	197	3	200	197	0	(3)	(335)
837	704	215	919	180	18	198	5	203	198	0	(5)	(716)
838	413	82	495	109	10	119	3	122	119	0	(3)	(373)
839	628	34	662	373	2	375	1	376	375	0	(1)	(286)
840	587	60	647	299	6	305	3	308	305	0	(3)	(339)
841	756	28	784	398	5	403	3	406	402	-1	(4)	(378)
842	1173	61	1234	702	7	709	7	716	710	1	(6)	(518)
843	1340	82	1422	789	9	798	11	809	798	0	(11)	(613)
844	702	72	774	373	5	378	2	380	378	0	(2)	(394)
845	798	94	892	374	17	391	6	397	392	1	(5)	(495)
846	963	168	1131	244	21	265	2	267	265	0	(2)	(864)
847	592	168	760	59	15	74	7	81	74	0	(7)	(679)
848	600	84	684	265	12	277	4	281	277	0	(4)	(403)
849	344	212	556	16	28	44	3	47	45	1	(2)	(509)
850	698	26	724	446	2	448	5	453	448	0	(5)	(271)
851	1084	71	1155	667	5	672	3	675	673	1	(2)	(480)
852	1080	120	1200	526	14	540	7	547	541	1	(6)	(653)
853	822	103	925	317	7	324	6	330	324	0	(6)	(595)
854	983	121	1104	422	18	440	4	444	441	1	(3)	(660)
855	831	107	938	373	20	393	10	403	393	0	(10)	(535)
856	637	56	693	376	7	383	5	388	383	0	(5)	(305)
857	887	47	934	497	12	509	0	509	509	0	0	(425)
858	964	46	1010	629	7	636	6	642	636	0	(6)	(368)
859	877	21	898	582	5	587	9	596	587	0	(9)	(302)

Appendix 1 - Ballots Received

Eligible Voters (EX003 - SCORE Registered Voter List)				SCORE Voter Credit And Ballots Cast					Dominion Ballots	Reconciliation		
Precinct	Active Voters	Inactive Voters	Registered Electors	Accepted Mail-In	Accepted In-Person	Vote Credit	Rejected Mail-In	Ballots Cast	Ballots Counted	Difference: Ballots Counted - Vote Credit	1-10-101.5(a): Ballots Counted - Ballots Cast	1-10-101.5(b): Ballots Cast - Registered Electors
860	683	21	704	447	6	453	4	457	453	0	(4)	(247)
861	601	30	631	402	1	403	4	407	403	0	(4)	(224)
862	712	27	739	439	5	444	5	449	444	0	(5)	(290)
863	769	44	813	479	5	484	9	493	484	0	(9)	(320)
864	639	35	674	402	4	406	0	406	406	0	0	(268)
865	661	84	745	340	9	349	1	350	349	0	(1)	(395)
866	841	75	916	489	12	501	3	504	501	0	(3)	(412)
867	807	93	900	386	11	397	10	407	397	0	(10)	(493)
868	917	38	955	618	3	621	7	628	621	0	(7)	(327)
869	602	33	635	355	4	359	4	363	360	1	(3)	(272)
870	704	80	784	273	16	289	7	296	288	-1	(8)	(488)
871	755	94	849	349	14	363	5	368	363	0	(5)	(481)
872	604	154	758	120	13	133	3	136	133	0	(3)	(622)
873	468	29	497	295	1	296	4	300	296	0	(4)	(197)
874	959	109	1068	548	8	556	4	560	556	0	(4)	(508)
875	396	115	511	70	9	79	2	81	79	0	(2)	(430)
876	507	162	669	21	2	23	0	23	23	0	0	(646)
877	656	72	728	335	8	343	2	345	342	-1	(3)	(383)
878	642	82	724	259	9	268	6	274	269	1	(5)	(450)
879	602	119	721	201	12	213	1	214	213	0	(1)	(507)
880	807	189	996	92	8	100	2	102	100	0	(2)	(894)
881	651	64	715	294	9	303	8	311	303	0	(8)	(404)
882	694	48	742	397	6	403	5	408	403	0	(5)	(334)
883	827	75	902	460	7	467	9	476	467	0	(9)	(426)
884	829	115	944	351	12	363	4	367	362	-1	(5)	(577)
885	665	35	700	385	13	398	5	403	398	0	(5)	(297)
886	806	43	849	502	5	507	10	517	507	0	(10)	(332)
887	1014	43	1057	619	8	627	9	636	628	1	(8)	(421)
888	862	38	900	557	5	562	9	571	562	0	(9)	(329)
900	525	27	552	239	1	240	2	242	240	0	(2)	(310)
901	713	41	754	259	2	261	6	267	261	0	(6)	(487)
902	320	26	346	128	0	128	2	130	128	0	(2)	(216)

Appendix 1 - Ballots Received

Eligible Voters (EX003 - SCORE Registered Voter List)				SCORE Voter Credit And Ballots Cast					Dominion Ballots	Reconciliation		
Precinct	Active Voters	Inactive Voters	Registered Electors	Accepted Mail-In	Accepted In-Person	Vote Credit	Rejected Mail-In	Ballots Cast	Ballots Counted	Difference: Ballots Counted - Vote Credit	1-10-101.5(a): Ballots Counted - Ballots Cast	1-10-101.5(b): Ballots Cast - Registered Electors
903	727	42	769	344	0	344	5	349	344	0	(5)	(420)
904	541	31	572	228	3	231	4	235	231	0	(4)	(337)
905	293	13	306	140	0	140	3	143	140	0	(3)	(163)
906	572	26	598	284	7	291	4	295	291	0	(4)	(303)
908	979	71	1050	497	6	503	5	508	502	-1	(6)	(542)
909	580	39	619	291	6	297	1	298	297	0	(1)	(321)
910	806	58	864	371	6	377	9	386	377	0	(9)	(478)
911	946	52	998	519	0	519	6	525	520	1	(5)	(473)
912	1159	66	1225	633	3	636	7	643	636	0	(7)	(582)
913	669	33	702	357	3	360	6	366	360	0	(6)	(336)
914	644	30	674	279	3	282	7	289	280	-2	(9)	(385)
915	440	32	472	172	2	174	7	181	174	0	(7)	(291)
916	497	29	526	230	2	232	2	234	232	0	(2)	(292)
917	1413	61	1474	745	5	750	7	757	750	0	(7)	(717)
918	1227	54	1281	642	6	648	9	657	648	0	(9)	(624)
919	1209	85	1294	488	5	493	9	502	492	-1	(10)	(792)
Total	231,109	16,684	247,793	107,844	1,522	109,366	1,304	110,670	109,366	0	(1,304)	(137,123)
				Accepted Provisionals:	0		0					
				Rejected Provisionals:		1	1					
Adjusted Totals at Election Close:				109,366	1,305	110,671	109,366	0				

Appendix 1 - Ballots Received

Eligible Voters (EX003 - SCORE Registered Voter List)				SCORE Voter Credit And Ballots Cast					Dominion Ballots	Reconciliation		
Precinct	Active Voters	Inactive Voters	Registered Electors	Accepted Mail-In	Accepted In-Person	Vote Credit	Rejected Mail-In	Ballots Cast	Ballots Counted	Difference: Ballots Counted - Vote Credit	1-10-101.5(a): Ballots Counted - Ballots Cast	1-10-101.5(b): Ballots Cast - Registered Electors

Non-Resident Special District Landowner Ballots				
	Special District	Accepted	Rejected	Cast
	Hygiene Fire Protection	12	1	13
	Total	12	1	13

Note: Precinct-to-Precinct differences in the "Difference" column above can be explained as follows:

By Colorado law, the first ballot back from a voter is the ballot that must be counted. If the voter has changed their registration to a county or district different from the ballot that they returned, their returned ballot is duplicated onto a ballot reflecting their new residence, and only the common contests voted are counted (*when eligible contests (ballot styles) are different*).

An example of this can be seen in precincts 205 and 316. A voter moved to precinct 205 but returned their 316 ballot. The 316 ballot was duplicated onto a 205 ballot style before being scanned. However, the accepted ballot in SCORE is reflected as the 316 ballot, which would then be included in the aggregate total for precinct 316. Therefore, SCORE voter credit is showing 1 higher for 316 than Dominion, and Dominion is showing 1 higher for 205 than SCORE.

Additionally, there will be a difference related to the provisional ballots counted because no SCORE voter credit is given for them until the election is closed.



Boulder County Certification of 2021 Coordinated Election

I, Molly Fitzpatrick, the Boulder County Clerk and Recorder, do hereby certify the Official Abstract of Votes Cast attached herein for the 2021 Coordinated Election held in Boulder County on the 2nd of November 2021.

We the undersigned Canvass Board for the 2021 Coordinated Election, do hereby certify that:

- We have observed the post-election risk-limiting audit
- We have investigated and reported any discrepancies found in the audit
- We have reconciled the number of ballots counted to the number of ballots cast
- We have reconciled the number of ballots cast to the number of voters who voted
- We have reviewed and do hereby certify the results in the Official Abstract of Votes Cast.

Signed

Molly Fitzpatrick

Molly Fitzpatrick, Boulder County Clerk and Recorder

November 22, 2021

Date

Joseph Green

Joseph Green, Republican Canvass Board Member

November 22, 2021

Date

Lynne McNamara

Lynne McNamara, Democratic Canvass Board Member

November 22, 2021

Date

