



**Boulder County Purchasing**  
**1325 Pearl Street**  
**Boulder, CO 80302**  
[purchasing@bouldercounty.org](mailto:purchasing@bouldercounty.org)

**INVITATION TO BID**  
**COVER PAGE**

---

BID Number: **7357-22**

BID Title: **Boulder County Southeast Hub  
Architectural Woodwork & Countertops**

BID Questions Due: June 30, 2022 – 2:00 p.m.

Submittal Due Date: July 12, 2022 – 2:00 p.m.

Email Address: [purchasing@bouldercounty.org](mailto:purchasing@bouldercounty.org)

Documents included in this package:

- Bid Instructions
- Terms and Conditions
- Specifications
- Insurance and W-9 Requirements
- Submittal Checklist
- Bid Tab Section
- Signature Page
- Sample Contract
- Specifications & Drawings



**Boulder County Purchasing**  
**1325 Pearl Street**  
**Boulder, CO 80302**  
[purchasing@bouldercounty.org](mailto:purchasing@bouldercounty.org)

## **INSTRUCTIONS**

---

### **1. Purpose/Background**

Boulder County Building Services (BCBS), a division of Public Works, acting as GC, is seeking proposals from qualified contractors to furnish and install new architectural woodwork including, but not limited to cabinets, countertops and windowsills for the Southeast County Service Hub located at 1755 S. Public Road in Lafayette. The building is a completed core and shell and Boulder County is now completing the interior finishes. Work for this scope is expected to begin early fourth quarter of 2022.

### **2. Written Inquiries**

All inquiries regarding this BID will be submitted via email to the Boulder County Purchasing Office at [purchasing@bouldercounty.org](mailto:purchasing@bouldercounty.org) on or before 2:00 p.m. **June 30, 2022**. A response from the county to all inquiries will be posted and sent via email no later than **July 6, 2022**.

**Do not contact any other county department or personnel with questions or for information regarding this solicitation.**

### **3. Submittal Instructions**

BIDs are due at the email box only, listed below, for time and date recording on or before **2:00 p.m. Mountain Time on July 12, 2022**. A bid opening will be conducted at 3:00 p.m. via email by sending a copy of the bid tab to all who have submitted a bid. **Vendors must answer whether line-item pricing information submitted with a bid is confidential or closely held.**

**Please note that email responses to this solicitation are limited to a maximum of 50MB capacity.**

**NO ZIP FILES OR LINKS TO EXTERNAL SITES WILL BE ACCEPTED. THIS INCLUDES GOOGLE DOCS AND SIMILAR SITES. ALL SUBMITTALS MUST BE RECEIVED AS AN ATTACHMENT (E.G. PDF, WORD, EXCEL).**

**Electronic Submittals must be received in the email box listed below. Submittals sent to any other box will NOT be forwarded or accepted. This email box is only accessed on the due date of your questions or proposals. Please use the Delivery Receipt option to verify receipt of your email. It is the sole responsibility of the proposer to ensure their documents are received before the deadline specified above. Boulder County does not accept responsibility under any circumstance for delayed or failed email or mailed submittals.**

**Email**      [purchasing@bouldercounty.org](mailto:purchasing@bouldercounty.org); identified as **BID # 7357-22** in the subject line.

All BIDs must be received and time and date recorded by authorized county staff by the above due date and time. Sole responsibility rests with the bidder to see that their BID response is received on time at the stated location(s). Any BIDs received after due date and time will be returned to the bidder.

The Board of County Commissioners reserves the right to reject any and all BIDs, to waive any informalities or irregularities therein, and to accept the proposal that, in the opinion of the Board, is in the best interest of the Board and of the County of Boulder, State of Colorado.

Contractors and their employees, subcontractors, and agents must comply with all federal, state, and local laws, regulations, ordinances, orders, and codes, as well as Boulder County policies, guidelines, and protocols.

**Americans with Disabilities Act (ADA):** If you need special services provided for under the Americans with Disabilities Act, contact the ADA Coordinator or the Human Resources office at (303) 441-3525 at least 48 hours before the scheduled event.



**Boulder County Purchasing**  
**1325 Pearl Street**  
**Boulder, CO 80302**  
[purchasing@bouldercounty.org](mailto:purchasing@bouldercounty.org)

## **TERMS AND CONDITIONS**

- 
1. Bidders are expected to examine the drawing, specifications, schedule of delivery, and all instructions. Failure to do so will be at the bidder's risk.
  2. Each bidder will furnish the information required in the Invitation to Bid.
  3. The Contract/Purchase Order will be awarded to that responsible bidder whose submittal, conforming to the Invitation to Bid, will be most advantageous to the County of Boulder, based on best value not only price.
  4. The County of Boulder reserves the right to reject any or all bids and to waive informalities and minor irregularities in bids received, and to accept any portion of or all items proposed if deemed in the best interest of the County of Boulder to do so.
  5. No submittal will be withdrawn for a period of thirty (30) days subsequent to the opening of bids without the consent of the County Purchasing Agent or delegated representative.
  6. A signed purchase order or contract furnished to the successful bidder results in a binding contract without further action by either party.
  7. Late or unsigned bids will not be accepted or considered. It is the responsibility of bidders to ensure that the bid arrives at the Purchasing email address prior to the time indicated in the "Invitation to Bid."
  8. The proposed price will be exclusive of any Federal or State taxes from which the County of Boulder is exempt by law.
  9. Any interpretation, correction or change of the bid documents will be made by Addendum. Interpretations, corrections and changes of the bid documents made in any other manner will not be binding, and bidder will not rely upon such interpretations, corrections and changes. The County's Representative will not be responsible for oral clarification.

10. Confidential/Proprietary Information: Bids submitted in response to this “Invitation to Bid” and any resulting contract are subject to the provisions of the Colorado Open Records Act, 24-72-201 et seq., C.R.S., as amended. Any restrictions on the use or inspection of material contained within the bid or resulting contract should be clearly stated in the bid and contract itself. Confidential/proprietary information should be readily identified, marked and/or separated from the rest of the bid. Co-mingling of confidential/proprietary and other information is NOT acceptable. Vendors must answer whether line-item pricing information submitted with a bid is confidential or closely held. Bids that do not identify confidential/proprietary information may be released in their entirety. Pricing totals contained in a bid are not considered confidential.

**The Boulder County Attorney’s Office retains sole authority for determining whether the Colorado Open Records Act requires or permits Boulder County to disclose proposal or bid documents, or any information contained therein, pursuant to an open records request.**

11. Boulder County promotes the purchase/leasing of energy efficient materials and products with low toxicity levels when availability, quality and budget constraints allow. Proposers are expected whenever possible to provide products that earn the ENERGY STAR and meet the ENERGY STAR specifications for energy efficiency with power management features enabled. Proposers are encouraged to offer products and equipment with post-consumer recycled-content materials. Products should be packaged and delivered with a minimum amount of recycled packaging that adequately protects the product but is not excessive.
12. Pursuant to Colorado law (House Bill 1292), in any bidding process for public works in which a bid is received from a non-resident bidder who is from a state that provides a percentage bidding preference, a comparable percentage disadvantage will be applied to the bid of that bidder. Bidders may obtain additional information from the Department of Personnel’s website: <http://www.colorado.gov/dpa/>.
13. Bid Security: Boulder County may require, at its discretion, bid security for construction contracts when the price is expected to exceed \$50,000 and for any other contracts as determined by Boulder County to be in its best interest. Bid security provides assurance to Boulder County that the bidder will, upon award, fulfill its bonding and contracting obligations as required by the instructions to bidders. When bid security is required, as indicated in the instructions to bidders, the following terms apply:
  - Bid security must be for an amount equal to 5 percent of the amount bid, unless otherwise stipulated in the instructions to bidders.
  - Bid security must be in the form of a bond, issued by a surety company authorized to do business in Colorado, or a bank cashier’s check made payable to Boulder County.

- Bidders should scan and submit a copy of the bid security instrument with their bid submittal AND mail to Boulder County the actual bid security instrument, postmarked no later than the date of the bid deadline.
- Bidder noncompliance with bid security requirements requires that the bid be rejected as nonresponsive.
- The bid security is submitted as a guarantee that the bid will be maintained in full force and effect for a period of thirty (30) days after the opening of the bids. Accordingly, after bids are opened, they shall be irrevocable for a period of thirty (30) days.
- If a bidder is permitted to withdraw his bid before award, at Boulder County's sole discretion, no action shall be had against the bidder or the bid security.
- Following award, if a contractor fails to deliver the required performance and payment bonds or refuses to enter into a contract with Boulder County under the terms of its winning bid, the contractor's bid shall be rejected and its bid security will be enforced by Boulder County to the extent of actual damages.



**Boulder County Purchasing**  
**1325 Pearl Street**  
**Boulder, CO 80302**  
[purchasing@bouldercounty.org](mailto:purchasing@bouldercounty.org)

## **SPECIFICATIONS**

---

**Summary of Work: Provide a price to furnish and install one and/or each item as listed below:**

- Casework per the project documents
- Trim and accessories as required
- Toe kicks / cabinet bases
- Boulder County CHaRM Recycling Cabinet - total of six (6). Location to be determined by owner.
- Counter tops and sub tops if necessary
- Cabinet hardware per project documents
- All associated fasteners for all casework attachments to structure (backing by others)
- All grommets per the owners and project documents
- Cut / drill countertop openings for sinks and plumbing fixtures
- Includes color match sealant / caulk where your material / product abuts adjacent surfaces
- Windowsills and wall caps (paint by others)

**Alternate #1:**

- Furnish and install reclaimed wood wall covering (plywood substrate by others)

**Note: No bid bond is required. AWI certificates are not a requirement of this bid.**



**Boulder County Purchasing**  
**1325 Pearl Street**  
**Boulder, CO 80302**  
[purchasing@bouldercounty.org](mailto:purchasing@bouldercounty.org)

## **INSURANCE AND W-9 REQUIREMENTS**

---

### **PAYMENT & PERFORMANCE BONDS**

**Both a payment and a performance bond are required for this project and must each equal 100% of the proposed cost. Please include the cost of this bonding into the total proposed cost.**

### **INSURANCE REQUIREMENTS**

#### **Commercial General Liability**

This coverage should be provided on an Occurrence Form, ISO CG001 or equivalent, with Minimum limits of \$1,000,000 Each Occurrence, \$2,000,000 General Aggregate and \$2,000,000 Products Completed Operations Aggregate.

#### **Automobile Liability**

Bodily Injury and Property Damage for any owned, hired, and non-owned vehicles used in the performance of the Contract. Minimum limits \$1,000,000 Each Accident.

#### **Workers' Compensation and Employer's Liability**

Workers' Compensation must be maintained with the statutory limits. Employer's Liability is required for minimum limits of \$100,000 Each Accident/\$500,000 Disease-Policy Limit/\$100,000 Disease-Each Employee.

**Boulder County as Additional Insured: Boulder County shall be named as an additional insured for General Liability, Umbrella/Excess Liability, and Pollution Liability, as designated in this Contract. Additional insured shall be endorsed to the policy.**

**THE ADDITIONAL INSURED WORDING SHOULD BE AS FOLLOWS: County of Boulder, State of Colorado, a body corporate and politic, is named as Additional Insureds.**

**In regard to General Liability, Umbrella/Excess Liability, and Pollution Liability:**

**If any or all of these coverages are required above, additional insured status will be required at the time a contract is executed.**

**Note that the above insurance amounts are the minimum required for this project. Proof of current insurance must be provided with your proposal in the form of a sample certificate. You are NOT required to include additional insured status until the time a contract is executed.**



**If you require a waiver of insurance requirements you may request one in your response with an explanation.**

**W-9 REQUIREMENT**

Provide a copy of your business's W-9 with your proposal.



**Boulder County Purchasing**  
**1325 Pearl Street**  
**Boulder, CO 80302**  
[purchasing@bouldercounty.org](mailto:purchasing@bouldercounty.org)

**SUBMITTAL SECTION**

The bidder's attention is especially called to the items listed below, which must be submitted in full as part of the BID. Failure to submit any of the documents listed below as a part of your BID, or failure to acknowledge any addendum in writing with your BID, or submitting a bid on any condition, limitation or provision not officially invited in this Invitation to Bid (BID) may be cause for rejection of the BID.

**THIS CHECKLIST MUST BE SUBMITTED AS PART OF YOUR BID PACKAGE:** Bidder will check each box indicating compliance:

INCLUDED	ITEM
	Name and Address of the Partners and Subcontractors if applicable
	Information on the relevant experience of key personnel
	State your compliance with the Terms and Conditions in the Sample Contract contained in this BID. Specifically list any deviations and provide justification for each deviation.
	Insurance Certificate
	W-9
	Signature Page
	Addendum Acknowledgement(s) (If Applicable)

**THIS QUESTION MUST BE ANSWERED AS PART OF YOUR BID PACKAGE:** Bidder will answer Yes or No indicating compliance:

YES OR NO	ITEM
	Do you customarily keep line-item pricing information, such as the information being submitted with this proposal, confidential or closely-held?



**Boulder County Purchasing**  
**1325 Pearl Street**  
**Boulder, CO 80302**  
[purchasing@bouldercounty.org](mailto:purchasing@bouldercounty.org)

**BID TAB**

---

Provide a price for one and/or each item as listed below. Any alternates should be noted next to the Item below and any additional information shall be attached, following this page, with description of alternate and impact to cost or timing of work. Work shall be awarded based on the most responsible Bid that best satisfies the requirements of the project, not necessarily on the lowest price. Boulder County reserves the right to make the award on the basis of the Bid deemed most favorable to the County, to waive any informalities, or to reject any or all Bids.

All work described in the Drawings, Specifications and Addenda for this project:

ITEM #1 - Cabinetry:

\_\_\_\_\_ dollars (\$\_\_\_\_\_)

ITEM #2 - Countertops and windowsills/wall cap:

\_\_\_\_\_ dollars (\$\_\_\_\_\_)

ALTERNATE #1 - Barnwood Wall Covering:

\_\_\_\_\_ dollars (\$\_\_\_\_\_)

Duration \_\_\_\_\_ Working Days



**Boulder County Purchasing**  
**1325 Pearl Street**  
**Boulder, CO 80302**  
[purchasing@bouldercounty.org](mailto:purchasing@bouldercounty.org)

**SIGNATURE PAGE**

Contact Information	Response
Company Name including DBA	
List Type of Organization (Corporation, Partnership, etc.)	
Name, Title, and Email Address of Person Authorized to Contract with Boulder County	
Company Address	
Company Phone Number	
Company Website	

**By signing below I certify that:**

- I am authorized to bid on my company's behalf.
- I am not currently an employee of Boulder County.
- None of my employees or agents is currently an employee of Boulder County.
- I am not related to any Boulder County employee or Elected Official.
- (Sole Proprietorships Only) I am not a Public Employees' Retirement Association (PERA) retiree.

\_\_\_\_\_  
**Signature of Person Authorized to Bid on  
 Company's Behalf**

\_\_\_\_\_  
**Date**

Note: If you cannot certify the above statements, please explain in a statement of explanation.

# **BOULDER COUNTY SAMPLE CONTRACT**

THIS CONTRACT ("Contract") is entered into by and between the Board of County Commissioners on behalf of the County of Boulder, State of Colorado, a body corporate and politic, for the benefit of the [Department] ("County") and [Supplier] ("Contractor"). County and Contractor are each a "Party," and collectively the "Parties."

In consideration of the mutual covenants contained in this Contract, the receipt and sufficiency of which is hereby acknowledged, the Parties agree as follows:

1. Incorporation into Contract: The **Details Summary** is incorporated into this Contract. The **Contract Documents** are incorporated into this Contract by reference, except to the extent that the Proposal, if any is incorporated, contains any obligations placed upon County and not otherwise contained in this Contract.
2. Work to be Performed: Contractor will provide all labor and equipment and do all tasks necessary and incidental to performing the work as described in the **Details Summary** and **Contract Documents** (the "Work"). Contractor will perform the Work (a) in a good and workmanlike manner, (b) at its own cost and expense, (c) in accordance with recognized industry standards of care, skill and diligence for the type of work being performed, and (d) in strict accordance with the Contract.
3. Term of Contract: The **Contract Term** begins on the **Start Date** and expires on the **Expiration Date**, unless terminated sooner. All the Work must be performed during the **Contract Term**.
4. Payment for Work Performed: In consideration of the Work performed by Contractor, and subject to conditions contained in this Contract, County will pay an amount not to exceed the **Contract Amount** to Contractor in accordance with the **Contract Documents**.
5. Invoicing: Contractor will promptly provide a copy of its Form W-9 and invoice template to County upon request. Contractor must submit an invoice to the County by the fifteenth (15th) day of the month for completion of any Work performed in the prior calendar month. All invoices submitted require the following components: Contractor's name and address (submitted W-9 address must match remit address), detailed description of services, dates of services, itemization of labor and materials costs, "Bill to: Boulder County" language, payment remittance address, payer, name and address, date of invoice, unique invoice number, and total amount due. Contractor must send all completed invoices to the **Invoice Contact** in the **Details Summary**. County may require delivery of invoices by email. Failure to submit invoices in a timely manner and in accordance with the terms of this Contract may cause a delay in payment. County may recoup any damages incurred because of Contractor's failure to submit invoices pursuant to the terms of this paragraph. County's acceptance or payment of an invoice will not constitute acceptance of any Work performed under this Contract.
6. Extra Time to Complete the Work (Additional Time only): If Contractor cannot complete the Work by the **Expiration Date**, Contractor may request extra time to complete the Work. County, in its sole discretion, may grant Contractor additional time to complete the Work by sending a written notice of extension to Contractor. An extension of time to complete the Work does not entitle Contractor to additional compensation from County.
7. Extension of Contract Term (Additional Time and Work): Upon mutual agreement of the Parties, this Contract may be extended until the **Final End Date**. During any extended **Contract Term**, the terms of this Contract will remain in full force and effect, unless otherwise amended in writing by the Parties. Where the Contractor will provide additional services for additional compensation beyond the initial

**Contract Amount**, the Parties must execute a written amendment before the then-current **Expiration Date**. If necessary, the written amendment will incorporate an updated Scope of Work and updated Fee Schedule as exhibits. Contractor must provide a current Certificate of Insurance to the County that complies with the **Insurance Requirements** of this Contract, if any, prior to any extended **Contract Term**.

8. Schedule of Work: County may designate the hours (on a daily or weekly basis) during which Contractor may perform the Work, strictly for the purposes of minimizing inconvenience to the County and interference with County operations. Contractor will otherwise set its own work schedule.

9. Indemnity: Contractor will be liable for any damages to persons or property caused by or arising out of the actions, obligations, or omissions of Contractor, its employees, agents, representatives or other persons acting under Contractor's direction or control in performing or failing to perform the Work under this Contract. Contractor will indemnify and hold harmless County, its elected officials and appointed department heads, and its employees, agents and representatives (the "indemnified parties"), from any and all liability, claims, demands, actions, damages, losses, judgments, costs or expenses, including attorneys' fees, which may be made or brought or which may result against any of the indemnified parties as a result or on account of the actions or omissions of Contractor, its employees, agents or representatives, or other persons acting under Contractor's direction or control. This indemnification obligation will extend to claims based on Contractor's unauthorized use or disclosure of confidential information and intellectual property infringement. County will not be obligated to indemnify or defend Contractor under any circumstances. Contractor's obligations under this provision shall survive expiration or termination of this Contract. Nothing contained in this Contract or the **Contract Documents** is intended to limit or restrict the indemnification rights or obligations of any Party under this provision, or damages available for breaches of the obligations herein.

10. Nondiscrimination: Contractor will comply with the Colorado Anti-Discrimination Act, C.R.S. § 24-34-401, et seq., as amended, and all applicable local, State and Federal laws concerning discrimination and unfair employment practices. County prohibits unlawful discrimination on the basis of race, color, religion, gender, gender identity, national origin, age 40 and over, disability, socio-economic status, sexual orientation, genetic information, or any other status protected by applicable Federal, State or local law. Contractor must require that its subcontractors, if any, similarly comply with all applicable laws concerning discrimination and unfair employment practices.

11. Information and Reports: Contractor will provide to authorized County, State, and Federal government representatives all information and reports that may be required for any purpose authorized by law. Contractor will permit access to such representatives to Contractor's facilities, books, records, accounts, and any other relevant sources of information. Where information required by a representative is in the exclusive possession of a person or entity other than Contractor, Contractor must so certify to the County and explain what efforts it has made to obtain the information.

12. Independent Contractor: Contractor is an independent contractor for all purposes in performing the Work. None of Contractor, its agents, personnel or subcontractors are employees of the County for any purpose, including the Federal Insurance Contribution Act, the Social Security Act, the Federal Unemployment Tax Act, the provisions of the Internal Revenue Code, the Colorado Workers' Compensation Act, the Colorado Unemployment Insurance Act, and the Public Employees Retirement Association. Accordingly, County will not withhold or pay any income tax, payroll tax, or retirement contribution of any kind on behalf of Contractor or Contractor's employees. As an independent contractor, Contractor is responsible for employing and directing such personnel and agents as it requires to perform the Work. Contractor will exercise complete authority over its personnel and agents and will be fully responsible for their actions.

13. Termination

a. Breach: Either Party's failure to perform any of its material obligations under this Contract, in whole or in part or in a timely or satisfactory manner, will be a breach. The institution of proceedings under any bankruptcy, insolvency, reorganization or similar law, by or against Contractor, or the appointment of a receiver or similar officer for Contractor or any of its property, which is not vacated or fully stayed within thirty (30) days after the institution of such proceeding, will also constitute a breach. In the event of a breach, the non-breaching Party may provide written notice of the breach to the other Party. If the breaching Party does not cure the breach, at its sole expense, as reasonably determined by the non-breaching Party in its sole discretion, within thirty (30) days after delivery of notice, the non-breaching Party may exercise any of its remedies provided under this Contract or at law, including immediate termination of this Contract.

b. Non-Appropriation: The other provisions of this Contract notwithstanding, County is prohibited by law from making commitments beyond the current fiscal year. Payment to Contractor beyond the current fiscal year is contingent on the appropriation and continuing availability of funding in any subsequent year. County has reason to believe that sufficient funds will be available for the full **Contract Term**. Where, however, funds are not allocated for any fiscal period beyond the current fiscal year, County may terminate this Contract without penalty by providing seven (7) days' written notice to Contractor.

c. Convenience: In addition to any other right to terminate under this Section 13, County may terminate this Contract, in whole or in part, for any or no reason, upon seven (7) days' advance written notice to Contractor.

14. Contractor Obligations upon Termination or Expiration: By the **Expiration Date** or effective date of termination, if earlier, Contractor must (1) remove from County property all of its personnel, equipment, supplies, trash and any hazards created by Contractor, (2) protect any serviceable materials belonging to the County, and (3) take any other action necessary to leave a safe and healthful worksite. Any items remaining on County property after the Expiration Date or the effective date of termination, if earlier, will be deemed abandoned by Contractor.

15. Payable Costs in Event of Early Termination: If County terminates this Contract before the **Expiration Date**, Contractor's payments (and any damages associated with any lawsuit brought by Contractor) are limited to only (1) payment for Work satisfactorily executed and fully and finally completed, as determined by County in its sole discretion, prior to delivery of the notice to terminate, and (2) the reasonable and actual costs Contractor incurred in connection with performing the Work prior to delivery of the notice to terminate. Contractor explicitly waives all claims it may have against the County for any other compensation, such as anticipatory profits or any other consequential, special, incidental, punitive or indirect damages.

16. Remedies for Non-Performance: If Contractor fails to perform any of its obligations under this Contract, County may, at its sole discretion, exercise one or more of the following remedies (in addition to any other remedies provided by law or in this Contract), which shall survive expiration or termination of this Contract:

a. Suspend Performance: County may require that Contractor suspend performance of all or any portion of the Work pending necessary corrective action specified by the County and without entitling Contractor to an increase in compensation or extension of the performance schedule. Contractor must promptly stop performance and incurring costs upon delivery of a notice of suspension by the County.

b. Withhold Payment Pending Corrections: County may permit Contractor to correct any rejected Work at the County's discretion. Upon County's request, Contractor must correct rejected work

at Contractor's sole expense within the time frame established by the County. Upon full and final completion of the corrections satisfactory to the County, County will remit payment to Contractor.

c. Deny Payment: County may deny payment for any Work that does not comply with the requirements of the Contract or that Contractor otherwise fails to provide or fully and finally complete, as determined by the County in its sole discretion. Upon County request, Contractor will promptly refund any amounts prepaid by the County with respect to such non-compliant Work.

d. Removal: Upon County's request, Contractor will remove any of its employees or agents from performance of the Work, if County, in its sole discretion, deems any such person to be incompetent, careless, unsuitable, or otherwise unacceptable.

17. Binding Arbitration Prohibited: County does not agree to binding arbitration by any extra-judicial body or person.

18. Conflicts of Interest: Contractor may not engage in any business or personal activities or practices or maintain any relationships that conflict in any way with the full performance of Contractor's obligations.

19. Notices: All notices provided under this Contract must be in writing and sent by Certified U.S. Mail (Return Receipt Requested), electronic mail, or hand-delivery to the other Party's **Contact** at the address specified in the **Details Summary**. For certified mailings, notice periods will begin to run on the day after the postmarked date of mailing. For electronic mail or hand-delivery, notice periods will begin to run on the date of delivery.

20. Statutory Requirements: This Contract is subject to all statutory requirements that are or may become applicable to counties or political subdivisions of the State of Colorado generally, including but not limited to: C.R.S. § 38-26-107, which requires withholding funds where the County receives a claim for payment from a supplier or subcontractor of Contractor upon notice of final settlement (required for public works contracts that exceed \$150,000); C.R.S. § 8-17-101 et seq.; C.R.S. § 18-8-301, et seq.; and C.R.S. § 18-8-401, et seq.

21. Public Contracts for Services (C.R.S. §§ 8-17.5-101, et seq.): *The phrase "unauthorized worker" as used in this provision shall have the same and intended meaning as "illegal alien" as such phrase is used in C.R.S. §§ 8-17.5-101, et seq.* Contractor hereby certifies, warrants, and agrees that it does not knowingly employ or contract with an unauthorized worker who will perform work under this Contract and further certifies that it will confirm the employment eligibility of all employees who are newly hired for employment to perform work under this Contract by participating in the E-Verify Program established under Pub. L. 104-28 or the department verification program established under C.R.S. § 8-17.5-102(5)(c). Contractor (i) shall not knowingly employ or contract with an unauthorized worker to perform work under this Contract; (ii) shall not enter into a contract with a subcontractor that fails to certify to the contractor that the subcontractor shall not knowingly employ or contract with an unauthorized worker to perform work under this Contract; (iii) has confirmed the employment eligibility of all employees who are newly hired for employment to perform work under this Contract through participation in the E-Verify program or department program; (iv) is prohibited from using either the E-Verify program or department program procedures to undertake preemployment screening of job applicants while this Contract is being performed; and (v) shall comply with any reasonable request by the department made in the course of an investigation that the Colorado Department of Labor and Employment is undertaking pursuant to the authority established in C.R.S. § 8-17.5-102(5). If Contractor obtains actual knowledge that a subcontractor performing work under this Contract knowingly employs or contracts with an unauthorized worker, Contractor shall (a) notify the subcontractor and County within three (3) days that Contractor has actual knowledge that subcontractor is employing or contracting with an unauthorized worker; and (b) terminate the subcontract if, within three (3) days of receiving notice hereunder, subcontractor does not stop



employing or contracting with the unauthorized worker; except that Contractor shall not terminate the contract with the subcontractor if during such three (3) days the subcontractor provides information to establish that the subcontractor has not knowingly employed or contracted with an unauthorized worker. Contractor's violation of this provision will constitute a material breach of this Contract, entitling the County to terminate the contract for breach. If this Contract is so terminated, Contractor shall be liable for actual and consequential damages to the County.

22. Entire Agreement/Binding Effect/Amendments: This Contract represents the complete agreement between the Parties and is fully binding upon them and their successors, heirs, and assigns, if any. This Contract terminates any prior agreements, whether written or oral in whole or in part, between the Parties relating to the Work. This Contract may be amended only by a written agreement signed by both Parties.

23. Assignment/Subcontractors: This Contract may not be assigned or subcontracted by Contractor without the prior written consent of the County. If Contractor subcontracts any of its obligations under this Contract, Contractor will remain liable to the County for those obligations and will also be responsible for subcontractor's performance under, and compliance with, this Contract.

24. Governing Law/Venue: The laws of the State of Colorado govern the construction, interpretation, performance, and enforcement of this Contract. Any claim relating to this Contract or breach thereof may only be brought exclusively in the Courts of the 20<sup>th</sup> Judicial District of the State of Colorado and the applicable Colorado Appellate Courts.

25. Breach: The failure of either Party to exercise any of its rights under this Contract will not be deemed to be a waiver of such rights or a waiver of any breach of the Contract. All remedies available to a Party in this Contract are cumulative and in addition to every other remedy provided by law.

26. Severability: If any provision of this Contract becomes inoperable for any reason but the fundamental terms and conditions continue to be legal and enforceable, then the remainder of the Contract will continue to be operative and binding on the Parties.

27. Third-Party Beneficiary: Enforcement of the terms and conditions and all rights and obligations of this Contract are reserved to the Parties. Any other person receiving services or benefits under this Contract is an incidental beneficiary only and has no rights under this Contract. Notwithstanding, where the beneficiary **Department** is led by an Elected Official, such Elected Official shall be considered a third-party beneficiary.

28. Colorado Open Records Act: County may disclose any records that are subject to public release under the Colorado Open Records Act, C.R.S. § 24-72-200.1, et seq.

29. Conflict of Provisions: If there is any conflict between the terms of the main body of this Contract and the terms of any of the **Contract Documents**, the terms of the main body of the Contract will control.

30. Governmental Immunity: Nothing in this Contract shall be construed in any way to be a waiver of the County's immunity protection under the Colorado Governmental Immunity Act, C.R.S. § 24-10-101, et seq., as amended.

31. Representations and Warranties: Contractor represents and warrants the following:

- a. Execution of this Contract and performance thereof is within Contractor's duly authorized powers;
- b. The individual executing this Contract is authorized to do so by Contractor;

c. Contractor is authorized to do business in the State of Colorado and is properly licensed by all necessary governmental and public and quasi-public authorities having jurisdiction over the Work and the Contractor; and

d. Contractor and its subcontractors, if any, are financially solvent, able to pay all debts as they mature, and have sufficient working capital to complete the Work and perform all obligations under the Contract.

32. Legal Compliance: Contractor assumes full responsibility for obtaining and maintaining any permits and licenses required to perform the Work. Contractor is solely responsible for ensuring that its performance under this Contract and the Work itself will comply with all Federal, State, and local laws, regulations, ordinances and codes. County approval of the Work or any aspect of Contractor's performance, such as plans, designs, or other Contractor-drafted documents, shall not be interpreted to mean that Contractor has satisfied its obligations under this Section.

33. Litigation Reporting: Contractor is not currently involved in any action before a court or other administrative decision-making body that could affect Contractor's ability to perform the Work. Contractor will promptly notify the County if Contractor is served with a pleading or other document in connection with any such action.

34. Tax Exemption: County is exempt from payment of Federal, State, and local government taxes. Contractor shall collect no tax from the County, and the County shall not be liable to pay any taxes imposed on Contractor. County shall provide its tax exemption status information to Contractor upon request.

35. Delegation of Authority: The Parties acknowledge that the Board of County Commissioners has delegated authority to the Department Head or Elected Official that leads the beneficiary **Department** and their designees to act on behalf of the County under the terms of this Contract, including but not limited to the authority to terminate this Contract.

36. Ownership of Work Product: All work product, property, data, documentation, information or materials conceived, discovered, developed or created by Contractor pursuant to this Contract ("Work Product") will be owned exclusively by the County. To the extent possible, any Work Product will be deemed to be a work made for hire. Contractor unconditionally and irrevocably transfers and assigns to the County all right, title and interest in and to any Work Product.

37. Publicity Releases: Contractor will not refer to this Contract or the County in commercial advertising without prior written consent of the County. This provision shall survive expiration or termination of this Contract.

38. Execution by Counterparts; Electronic Signatures: This Contract may be executed in multiple counterparts, each of which will be deemed an original, but all of which will constitute one agreement. The Parties approve the use of electronic signatures, governed by the Uniform Electronic Transactions Act, C.R.S. §§ 24 71.3 101 to 121. The Parties will not deny the legal effect or enforceability of this Contract solely because it is in electronic form or because an electronic record was used in its creation. The Parties will not object to the admissibility of this Contract in the form of electronic record, or paper copy of an electronic document, or paper copy of a document bearing an electronic signature, because it is not in its original form or is not an original.

39. Limitation on Public Statements and Lobbying Activity. During the term of this Contract, Contractor may receive from the County its confidential data, work product, or other privileged or confidential information that is protected by law. To maintain the fact and appearance of absolute objectivity, Contractor shall not, without the prior written consent of the County, which shall not be unreasonably

withheld, do any of the following: (a) disclose information obtained because of this contractual relationship to any third party; (b) lobby any State or Federal agency on any pending matter while this Contract is effective; or (c) make any public statements or appear at any time to give testimony at any public meeting on the subject matters regarding which Contractor is or was retained by the County. County may set reasonable conditions on any disclosure authorized by the County under this provision. Notwithstanding, Contractor may make disclosures as required by law, and to law enforcement officials in connection with any criminal justice investigation.

40. Sustainability: County encourages Contractor to consider the procurement and use of environmentally preferable products and services while performing services under this Contract. "Environmentally preferable purchasing" means making purchasing choices for products and services that have a lesser or reduced adverse effect on human health and the environment when compared with competing products and services that serve the same purpose. Environmentally preferable purchasing is consistent with the County's commitment to protecting our air, water, soil, and climate for current and future generations. County encourages Contractor to incorporate the following actions into Contractor's performance of the Work: environmentally preferable supplies and services; conservation of water; efficient energy use; waste prevention; reuse and recycle construction and de-construction materials in a manner that maximizes reuse of materials; sustainable transportation choices, including consideration to business communication software such as Skype alternative to air travel and public transit or carpooling for in-person meetings; pollution prevention; low toxicity for public health & safety; and reduced emissions to address climate change.

41. Limitation of Liability: COUNTY SHALL NOT BE LIABLE TO CONTRACTOR FOR ANY SPECIAL, CONSEQUENTIAL, INCIDENTAL, PUNITIVE, OR INDIRECT DAMAGES ARISING FROM OR RELATING TO THIS CONTRACT, REGARDLESS OF ANY NOTICE OF THE POSSIBILITY OF SUCH DAMAGES. COUNTY'S AGGREGATE LIABILITY, IF ANY, ARISING FROM OR RELATED TO THIS CONTRACT, WHETHER IN CONTRACT, OR IN TORT, OR OTHERWISE, IS LIMITED TO, AND SHALL NOT EXCEED, THE AMOUNTS PAID OR PAYABLE HEREUNDER BY COUNTY TO CONTRACTOR. ANY CONTRACTUAL LANGUAGE LIMITING CONTRACTOR'S LIABILITY SHALL BE VOID.

42. Legal Interpretation. Each Party recognizes that this Contract is legally binding and acknowledges that it has had the opportunity to consult with legal counsel of its choice about this Contract. The rule of construction providing that any ambiguities are resolved against the drafting Party will not apply in interpreting the terms of this Contract.

43. No Suspension or Debarment: Contractor certifies, and warrants for the Contract Term, that neither it nor its principals nor any of its subcontractors are debarred, suspended, proposed for debarment, declared ineligible, or voluntarily excluded from participation in this Contract by any Federal or State department or agency. Contractor shall comply, and shall require its subcontractors to comply, with subpart C of 2 C.F.R. § 180.

44. Insurance: Prior to commencing the Work, Contractor will provide a Certificate of Insurance to the County demonstrating adequate insurance coverage as required by this Section. All policies evidencing coverage required by the Contract will be issued by insurance companies satisfactory to the County. Contractor will forward Certificates of Insurance directly to the **County Department** and **Contact** listed in the **Details Summary**.

a. Boulder County as Additional Insured: Boulder County shall be named as an additional insured for General Liability, Umbrella/Excess Liability, and Pollution Liability, as designated in this Contract. Additional insured shall be endorsed to the policy.

**THE ADDITIONAL INSURED WORDING SHOULD BE AS FOLLOWS:** *County of Boulder, State of Colorado, a body corporate and politic, is named as Additional Insured.*

b. **Notice of Cancellation:** Each insurance policy required by this Contract shall provide the required coverage and shall not be suspended, voided or canceled except after thirty (30) days' prior written notice has been given to the County except when cancellation is for non-payment of premium, then ten (10) days' prior notice may be given. If any insurance company refuses to provide the required notice, Contractor or its insurance broker shall notify the County any cancellation, suspension, or nonrenewal of any insurance policy within seven (7) days of receipt of insurers' notification to that effect.

c. **Insurance Obligations of County:** County is not required to maintain or procure any insurance coverage beyond the coverage maintained by the County in its standard course of business. Any insurance obligations placed on the County in any of the **Contract Documents** shall be null and void.

d. **Deductible:** Any and all deductibles contained in any insurance policy shall be assumed by and at the sole risk of Contractor.

e. **Primacy of Coverage:** Coverage required of Contractor and its subcontractors, if any, shall be primary over any insurance or self-insurance program carried by the County.

f. **Subrogation Waiver:** All insurance policies in any way related to this Contract secured or maintained by Contractor as required herein shall include clauses stating that each carrier shall waive all rights of recovery, under subrogation or otherwise, against County, its organizations, officers, agents, employees, and volunteers.

g. **Requirements:** For the entire duration of this Contract including any extended or renewed terms, and longer as may be required by this Contract, Contractor shall procure and maintain at its own expense, and without cost to the County, the following kinds and minimum amounts of insurance to insure the liability risks that Contractor has assumed under this Contract:

**i. Commercial General Liability**

This coverage should be provided on an Occurrence Form, ISO CG001 or equivalent, with Minimum limits of \$1,000,000 Each Occurrence, \$2,000,000 General Aggregate and \$2,000,000 Products Completed Operations Aggregate.

**ii. Automobile Liability**

Bodily Injury and Property Damage for any owned, hired, and non-owned vehicles used in the performance of the Contract. Minimum limits \$1,000,000 Each Accident.

**iii. Workers' Compensation and Employer's Liability**

Workers' Compensation must be maintained with the statutory limits. Employer's Liability is required for minimum limits of \$100,000 Each Accident/\$500,000 Disease- Policy Limit/\$100,000 Disease-Each Employee.

**[Signature Page to Follow]**

IN WITNESS WHEREOF, the Parties have executed and entered into this Contract as of the latter day and year indicated below.

<b>SIGNED for and on behalf of Boulder County</b>		<b>SIGNED for and on behalf of Contractor</b>	
Signature:		Signature:	
Name:		Name:	
Title:		Title:	
Date:		Date:	
↓↓ <i>For Board-signed documents only</i> ↓↓			
Attest:		<i>Initials</i>	
Attestor Name:			
Attestor Title:			

**SECTION 06 2000**  
**FINISH CARPENTRY**

**PART 1 GENERAL**

1.01 SECTION INCLUDES

- A. Interior finish carpentry items, including:
  - 1. Wood base, casings, and trim.
  - 2. Other items as specified in this Section and as indicated on Drawings.

1.02 REFERENCE STANDARDS

- A. ASTM D4442 - Standard Test Methods for Direct Moisture Content Measurement of Wood and Wood-Based Materials.
- B. AWI/AWMAC/WI (AWS) - Architectural Woodwork Standards.
- C. HPVA HP-1 - American National Standard for Hardwood and Decorative Plywood.
- D. NHLA G-101 - Rules for the Measurement & Inspection of Hardwood & Cypress.

1.03 SUBMITTALS

- A. See Section 01 3000 - Administrative Requirements for submittal procedures.
- B. Shop Drawings: Indicate materials, component profiles, fastening methods, jointing details, and accessories.
  - 1. Scale of Drawings: 1-1/2 inch to 1 foot, minimum.
  - 2. Provide the information required by AWI/AWMAC/WI (AWS).
- C. Samples: Submit two samples of each type of wood trim 12 inch long, illustrating profiles and completed finishes.

1.04 DELIVERY, STORAGE, AND HANDLING

- A. Store finish carpentry items under cover, elevated above grade, and in a dry, well-ventilated area not exposed to heat or sunlight.
  - 1. Store finish carpentry items in installation areas. If finish carpentry items must be stored in other than installation areas, store only where environmental conditions meet requirements specified for installation areas.
  - 2. Stack lumber and provide for adequate air circulation within and around stacks and under temporary coverings.
  - 3. Protect from moisture damage.
- B. Handle materials and products to prevent damage to edges, ends, or surfaces.

1.05 ENVIRONMENTAL CONDITIONS

- A. Comply with specified standard and as additionally specified.
- B. Do not deliver finish carpentry items until environmental conditions meet specified requirements for installation areas.
- C. Do not deliver or install finish carpentry items until building is enclosed and weatherproof, wet work in installation areas is complete and nominally dry, and building's environmental control systems are operating and will maintain temperature and relative humidity at designed occupancy levels throughout the remainder of the construction period.

**PART 2 PRODUCTS**

2.01 FINISH CARPENTRY ITEMS

- A. Quality Standard - General: Premium Grade, in accordance with AWI/AWMAC/WI (AWS), unless otherwise specified for each carpentry item.

- B. Interior Woodwork Items:
  - 1. Moldings, Bases, Casings, and Miscellaneous Trim: Hardwood lumber; prepare for stain and transparent finish.
- 2.02 LUMBER MATERIALS
  - A. Hardwood Lumber: Species as specified on Drawings, plain or quarter sawn, maximum moisture content of 6 percent according to ASTM D4442; with flat grain, of quality suitable for transparent finish.
    - 1. Grading: In accordance with NHLA G-101 Grading Rules; [www.nhla.org](http://www.nhla.org).
- 2.03 SHEET MATERIALS
  - A. Hardwood Plywood: Face species as specified on Drawings, plain sawn, balance matched, veneer core; HPVA HP-1, Front Face Grade AA, Back Face Grade 1, glue type as recommended for application.
- 2.04 FASTENINGS
  - A. Fasteners: Of size and type to suit application; galvanized finish.
  - B. Concealed Joint Fasteners: Threaded steel.
- 2.05 ACCESSORIES
  - A. Lumber for Shimming and Blocking: Softwood lumber of fir or pine species.
  - B. Primer: Alkyd primer sealer.
  - C. Wood Filler: Latex base, tinted to match surface finish color.
- 2.06 FABRICATION
  - A. Shop assemble work for delivery to site, permitting passage through building openings.
  - B. When necessary to cut and fit on site, provide materials with ample allowance for cutting. Provide trim for scribing and site cutting.

### **PART 3 EXECUTION**

- 3.01 EXAMINATION
  - A. Verify adequacy of backing and support framing.
  - B. Verify mechanical, electrical, and building items affecting work of this Section are placed and ready to receive this work.
- 3.02 INSTALLATION
  - A. Install custom fabrications in accordance with AWI/AWMAC/WI (AWS) requirements for grade indicated.
  - B. Set and secure materials and components in place, plumb and level.
  - C. Carefully scribe work abutting other components, with maximum gaps of 1/32 inch. Do not use additional overlay trim to conceal larger gaps.
  - D. Install components with finish nails at maximum 8 inch on center.
  - E. Install finish carpentry items with minimum number of joints practical, using full length pieces from maximum lengths of lumber available. Do not use individual pieces less than 24 inches long, except where necessary.
    - 1. Stagger joints in adjacent and related standing and running trim.
    - 2. Cope at returns and miter at corners to produce tight-fitting joints with full surface contact throughout the length of joints.
    - 3. Plane back surfaces of casings as required to provide uniform thickness and flush finished surfaces across joints.
  - F. Install trim after finishing of substrate surfaces is complete.

- G. Pre-drill pilot holes in hardwood carpentry items before fastening to prevent splitting. Securely fasten to prevent warping or movement.
- 3.03 PREPARATION FOR SITE FINISHING
- A. Set exposed fasteners. Apply wood filler in exposed fastener indentations. Sand work smooth.
  - B. Site Finishing: See Section 09 9300.
- 3.04 TOLERANCES
- A. Maximum Variation from True Position: 1/16 inch.
  - B. Maximum Offset from True Alignment with Abutting Materials: 1/32 inch.
- 3.05 PROTECTION
- A. Protect installed finish carpentry items from damage due to subsequent construction operations.

**END OF SECTION**



**SECTION 06 4100**  
**ARCHITECTURAL WOOD CASEWORK**

**PART 1 GENERAL**

1.01 SECTION INCLUDES

- A. Specially fabricated cabinet and casework units.
- B. Hardware.
- C. Factory finishing.
- D. Preparation for installing utilities.

1.02 RELATED REQUIREMENTS

- A. Section 12 3600 - Countertops.

1.03 REFERENCE STANDARDS

- A. AAMA 612 - Voluntary Specification, Performance Requirements, and Test Procedures for Combined Coatings of Anodic Oxide and Transparent Organic Coatings on Architectural Aluminum.
- B. BHMA A156.9 - American National Standard for Cabinet Hardware.
- C. NEMA LD 3 - High-Pressure Decorative Laminates.

1.04 ADMINISTRATIVE REQUIREMENTS

- A. Coordination: Coordinate fabrication schedule with construction progress to avoid delaying the Work.
  - 1. Field verify critical dimensions and clearances prior to fabrication of casework items; assure that field conditions are as required to comply with indicated design requirements.
  - 2. Verify accurate field measurements in installation areas before wall cavities are enclosed; verify locations of concealed framing, blocking, reinforcements, and furring that support woodwork; record measurements on shop drawings.
  - 3. Where field measurements cannot be made without delaying work, establish required dimensions and maintain those dimensions for fabrication of woodwork.
  - 4. Coordinate construction to ensure that actual dimensions correspond to established required dimensions.
  - 5. Coordinate cabinet spacing and clearances to ensure that doors and drawers do not conflict with each other.
  - 6. Coordinate cabinet opening and spacing requirements with approved appliances and plumbing fixtures.

1.05 SUBMITTALS

- A. See Section 01 3000 - Administrative Requirements for submittal procedures.
- B. Shop Drawings: Indicate materials, component profiles, fastening methods, jointing details, and accessories.
  - 1. Scale of Drawings: 1-1/2 inch to 1 foot, minimum.
  - 2. Provide information as required by AWI/AWMAC/WI (AWS).
  - 3. Shop drawings are required to be generated as separate digital drawings specific to this Project, not utilizing Architect's digital drawing files in any manner; comply with other restrictions on use of Architect's digital drawing files specified in Section 01 3000.
  - 4. Show all adjacent construction including abutting walls, columns and similar elements affecting casework installation.
- C. Product Data: Provide data for hardware accessories.
- D. Samples: Submit actual samples of architectural cabinet face construction, minimum 12 inches square, illustrating proposed cabinet substrate and finish.

## 1.06 QUALITY ASSURANCE

- A. Fabricator Qualifications: Company specializing in fabricating the products specified in this Section with minimum five years of documented experience.
  - 1. Single Source Responsibility: Provide and install this work from single fabricator.

## 1.07 DELIVERY, STORAGE, AND HANDLING

- A. Deliver casework items to installation areas only after clean, well ventilated, and temperature-controlled installation areas are available. Do not deliver casework items to installation areas until painting and similar operations are complete in those areas.
- B. Protect units from moisture and impact damage during transit, delivery, and storage; use protective covers during delivery, storage, and handling operations.

## 1.08 FIELD CONDITIONS

- A. Do not deliver or install casework items until building is enclosed and weatherproof, and building's environmental control systems are operating and will maintain temperature and relative humidity at designed occupancy levels throughout the remainder of the construction period.
- B. During and after installation of custom cabinets, maintain temperature and humidity conditions in building spaces at same levels planned for occupancy.

## PART 2 PRODUCTS

### 2.01 WOOD CASEWORK AND CABINETS

- A. Quality Standard - General: Grades as indicated or specified, in accordance with AWI/AWMAC/WI (AWS).
  - 1. Wood Veneer Faced Cabinets:
    - a. Quality Standard: Premium Grade, unless noted otherwise.
  - 2. Plastic Laminate Faced Cabinets:
    - a. Quality Standard: Custom Grade, unless noted otherwise.

### 2.02 LAMINATE MATERIALS

- A. Thermally Fused Laminate (TFL): Melamine resin, NEMA LD 3, Type VGL laminate panels.
- B. High Pressure Decorative Laminate (HPDL): NEMA LD 3, types as recommended for specific applications.

### 2.03 COUNTERTOPS

- A. Countertops: See Section 12 3600.

### 2.04 ACCESSORIES

- A. Adhesive: Type recommended by fabricator to suit application.
  - 1. General: Comply with volatile organic compound (VOC) content and emissions restrictions, and composite wood emissions standard requirements, specified in Section 01 6116 - VOC Content and Emissions Restrictions.
- B. Decorative Trim Accessories: Aluminum extrusions; profiles and configurations as indicated on Drawings; depth as required for secure anchoring to sub-panel substrates before application of finish panels; integral mounting flanges.
  - 1. Include required intersection, mitered corner, and termination trim accessories.
  - 2. Natural Anodized Finish with Organic Seal: AAMA 612 Clear anodic coating with non-aqueous electro-deposited organic seal; not less 0.7 mils thick.
  - 3. Basis of Design Manufacturer:
    - a. Gordon Interior Specialties, division of Gordon, Inc.: [www.gordoninteriors.com](http://www.gordoninteriors.com).
    - b. Substitutions: See Section 01 6000 - Product Requirements.

- 4. Other Acceptable Manufacturers:
    - a. Fry Reglet Corp.: [www.fryreglet.com](http://www.fryreglet.com).
    - b. MM Systems Corporation: [www.mmsystemscorp.com](http://www.mmsystemscorp.com).
    - c. Pittcon Industries: [www.pittconindustries.com](http://www.pittconindustries.com).
    - d. Substitutions: See Section 01 6000 - Product Requirements.
  - C. Fasteners: Size and type to suit application.
  - D. Bolts, Nuts, Washers, Lags, Pins, and Screws: Of size and type to suit application; galvanized or chrome-plated finish in concealed locations and stainless steel or chrome-plated finish in exposed locations.
  - E. Concealed Joint Fasteners: Threaded steel.
- 2.05 HARDWARE
- A. Hardware: BHMA A156.9, types as recommended by fabricator for quality grade specified, unless otherwise specified in this Section.
  - B. Drawer and Door Pulls: As specified on Drawings.
  - C. Cabinet Locks: Keyed cabinet-grade lock, two keys per lock, steel with satin finish.
    - 1. Finish: Selected from manufacturer's standard line.
  - D. Drawer Slides:
    - 1. Type: Full extension with overtravel.
    - 2. Static Load Capacity: Commercial grade.
    - 3. Mounting: Side mounted.
    - 4. Stops: Integral type.
    - 5. Finish: Selected from manufacturer's standard line.
    - 6. Features: Provide self-closing/stay-closed/soft-close type.
  - E. Hinges: European style concealed, self-closing type, steel with satin finish.
    - 1. Finish: Selected from manufacturer's standard line.
    - 2. Features: Provide self-closing/stay-closed/soft-close type.
  - F. Door Bumpers: Drilled-in, clear, soft plastic.
- 2.06 FABRICATION
- A. Assembly: Shop assemble cabinets for delivery to site in units easily handled and to permit passage through building openings.
  - B. Edging: Fit shelves, doors, and exposed edges with specified edging. Do not use more than one piece for any single length.
  - C. Fitting: When necessary to cut and fit on site, provide materials with ample allowance for cutting. Provide matching trim for scribing and site cutting.
  - D. Plastic Laminate: Apply plastic laminate finish in full uninterrupted sheets consistent with manufactured sizes. Fit corners and joints hairline; secure with concealed fasteners. Locate counter butt joints minimum 2 feet from sink cut-outs.
    - 1. Apply laminate backing sheet to reverse side of plastic laminate finished surfaces.
    - 2. Apply thermally fused laminate to inside of cabinets on exposed and semi-exposed surfaces, and to shelving surfaces.
  - E. Matching Wood Grain: Comply with requirements of quality standard for specified Grade and as follows:
    - 1. Provide balance matched panels at each elevation.
    - 2. Provide sequence matching across each elevation.
  - F. Provide cutouts for plumbing fixtures. Verify locations of cutouts from on-site dimensions. Prime paint cut edges.
- 2.07 SHOP FINISHING
- A. Sand work smooth and set exposed nails and screws.

- B. Finish work in accordance with AWI/AWMAC/WI (AWS), Section 5 - Finishing for grade specified and as follows:
  - 1. Transparent:
    - a. System - 12, Polyurethane, Water-based.
    - b. Stain: As selected by Architect.
    - c. Sheen: As specified on Drawings.

### **PART 3 EXECUTION**

#### **3.01 EXAMINATION**

- A. Verify adequacy of backing and support framing.
- B. Verify location and sizes of utility rough-in associated with work of this Section.
- C. Verify critical clearances and dimensions prior to installation of casework items.

#### **3.02 INSTALLATION**

- A. Install work in accordance with AWI/AWMAC/WI (AWS) requirements for grade indicated.
- B. Set and secure custom cabinets in place, assuring that they are rigid, plumb, and level.
- C. Use fixture attachments in concealed locations for wall mounted components.
- D. Use concealed joint fasteners to align and secure adjoining cabinet units.
- E. Carefully scribe casework abutting other components, with maximum gaps of 1/32 inch. Do not use additional overlay trim for this purpose.
- F. Secure cabinets to floor using appropriate angles and anchorages.
- G. Secure full height cabinets, shelving units, and similar casework items exceeding 60 inches in height to floor using appropriate angles and anchorages.

#### **3.03 ADJUSTING**

- A. Adjust moving or operating parts to function smoothly and correctly.

#### **3.04 CLEANING**

- A. Clean casework, counters, shelves, hardware, fittings, and fixtures.

#### **3.05 PROTECTION**

- A. Protect installed casework items from damage due to subsequent construction operations.

**END OF SECTION**

## SECTION 12 3600

### COUNTERTOPS

#### PART 1 GENERAL

##### 1.01 SECTION INCLUDES

- A. Countertops for architectural wood casework.
- B. Wall-hung counters and vanity tops.

##### 1.02 REFERENCE STANDARDS

##### 1.03 ADMINISTRATIVE REQUIREMENTS

- A. Coordination:
  - 1. Coordinate sizing and configuration of countertops with associated casework and adjacent construction.
  - 2. Coordinate sizing and locations of cutouts for plumbing fixtures with base cabinet configurations for proper alignments as indicated on Drawings.

##### 1.04 SUBMITTALS

- A. See Section 01 3000 - Administrative Requirements for submittal procedures.
- B. Product Data: Manufacturer's data sheets on each product to be used, including:
  - 1. Preparation instructions and recommendations.
  - 2. Storage and handling requirements and recommendations.
  - 3. Specimen warranty.
- C. Shop Drawings: Complete details of materials and installation; combine with shop drawings of cabinets and casework specified in other Sections.
  - 1. Include countertop seam/joint locations; approval of locations is required prior to fabrication.
- D. Installation Instructions: Manufacturer's installation instructions and recommendations.
- E. Maintenance Data: Manufacturer's instructions and recommendations for maintenance and repair of countertop surfaces.

##### 1.05 QUALITY ASSURANCE

- A. Installer Qualifications: Company specializing in performing work of the type specified in this Section, with not less than three years of documented experience.

##### 1.06 MOCK-UP

- A. See Section 01 4000 - Quality Requirements for additional requirements.
- B. Mock-Up: Full size mock-up of each specified countertop type, in conjunction with complete base unit.
  - 1. Locate where directed.
  - 2. Mock up may remain as part of the work.

##### 1.07 DELIVERY, STORAGE, AND HANDLING

- A. Store products in manufacturer's unopened packaging until ready for installation.
- B. Store and dispose of solvent-based materials, and materials used with solvent-based materials, in accordance with requirements of local authorities having jurisdiction.

##### 1.08 FIELD CONDITIONS

- A. Maintain environmental conditions (temperature, humidity, and ventilation) within limits recommended by manufacturer for optimum results. Do not install products under environmental conditions outside manufacturer's absolute limits.

## **PART 2 PRODUCTS**

### **2.01 MANUFACTURERS**

- A. Acceptable Manufacturers:
  - 1. Manufacturers and products as specified on Drawings.
  - 2. Substitutions: See Section 01 6000 - Product Requirements.
    - a. Acceptability of substituted items may be determined solely on the basis of design, appearance or finish.

### **2.02 MATERIALS**

- A. Adhesives and Joint Fillers: Chemical resistant waterproof adhesive as recommended by manufacturer of materials being joined; color as selected by fabricator to blend with primary surface color to conceal appearance of joint.
  - 1. Comply with volatile organic compound (VOC) content and emissions restrictions specified in Section 01 6116 - VOC Content and Emissions Restrictions.
- B. Joint Sealant: Mildew-resistant silicone sealant, clear color.
  - 1. Comply with volatile organic compound (VOC) content and emissions restrictions specified in Section 01 6116 - VOC Content and Emissions Restrictions.

### **2.03 ACCESSORIES**

- A. Grommets: Standard plastic grommets for cut-outs, in color as selected by Architect.
- B. Countertop Support Brackets:
  - 1. Material: Tempered, fabricated steel brackets designed for in-wall mounting as indicated; sizes and configurations as indicated on Drawings.
  - 2. Acceptable Product:
    - a. Rakks/Rangine Corporation; EH-Series - Counter Support Brackets; [www.rakks.com](http://www.rakks.com).
    - b. Substitutions: See Section 01 6000 - Product Requirements.

### **2.04 FABRICATION**

- A. General: Fabricate tops and splashes in the largest sections practicable, with top surface of joints flush.
  - 1. Join lengths of tops using best method recommended by manufacturer.
  - 2. Fabricate to overhang fronts and ends of cabinets 1 inch except where top butts against cabinet or wall.
  - 3. Seams: Arrange seams symmetrically or in orderly locations, minimum 12 inches from edges of sink and similar cutouts.
  - 4. Prepare all cutouts accurately to size; replace tops having improperly dimensioned or unnecessary cutouts or fixture holes.
- B. Provide back/end splash wherever counter edge abuts vertical surface unless otherwise indicated.
  - 1. Secure to walls with contact surfaces set in waterproof adhesive.
  - 2. Height: 4 inches, unless otherwise indicated.
- C. Natural Stone Countertops: Fabricate tops in largest practical pieces as determined by slab size and orientation of natural features; join pieces with adhesive sealant and joint filler in accordance with manufacturer's recommendations and instructions.
- D. Solid Surfacing and Composite Countertops: Fabricate tops up to 144 inches long in one piece; join pieces with adhesive sealant and joint filler in accordance with manufacturer's recommendations and instructions.
- E. Wall-Mounted Countertops: Provide skirts, aprons, brackets, and braces as indicated on Drawings, finished to match.

## **PART 3 EXECUTION**

### **3.01 EXAMINATION**

- A. Do not begin installation until substrates have been properly prepared.

- B. If substrate preparation is the responsibility of another installer, notify Architect of unsatisfactory preparation before proceeding.
  - C. Verify that wall surfaces have been finished and mechanical and electrical services and outlets are installed in proper locations.
- 3.02 PREPARATION
- A. Clean surfaces thoroughly prior to installation.
  - B. Prepare surfaces using the methods recommended by the manufacturer for achieving the best result for the substrate under the project conditions.
- 3.03 INSTALLATION
- A. Install vanities in accordance with manufacturer's instructions, and as detailed on Drawings.
  - B. Install countertop support brackets securely to wall blocking; see Section 06 1000 for additional requirements.
  - C. Securely attach countertops to cabinets using concealed fasteners. Make flat surfaces level; shim where required.
  - D. Securely attach countertop brackets to structural framing as detailed on Drawings; securely attach countertops to brackets using concealed fasteners.
  - E. Install grommets in countertops where indicated on Drawings; coordinate precise locations with Owner or Architect prior to drilling holes for grommets.
  - F. Seal joint between back/end splashes and vertical surfaces.
- 3.04 TOLERANCES
- A. Variation From Horizontal: 1/8 inch in 10 feet, maximum.
  - B. Offset From Wall, Countertops: 1/8 inch maximum; 1/16 inch minimum.
  - C. Field Joints: 1/8 inch wide, maximum.
- 3.05 CLEANING
- A. Clean countertops surfaces thoroughly.
- 3.06 PROTECTION
- A. Protect installed products until completion of project.
  - B. Touch-up, repair or replace damaged products before Date of Substantial Completion.

**END OF SECTION**





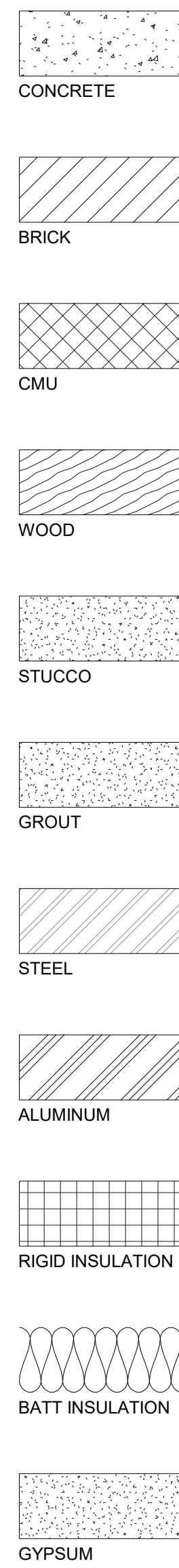
VIEW OF LOBBY FROM FRONT DOOR



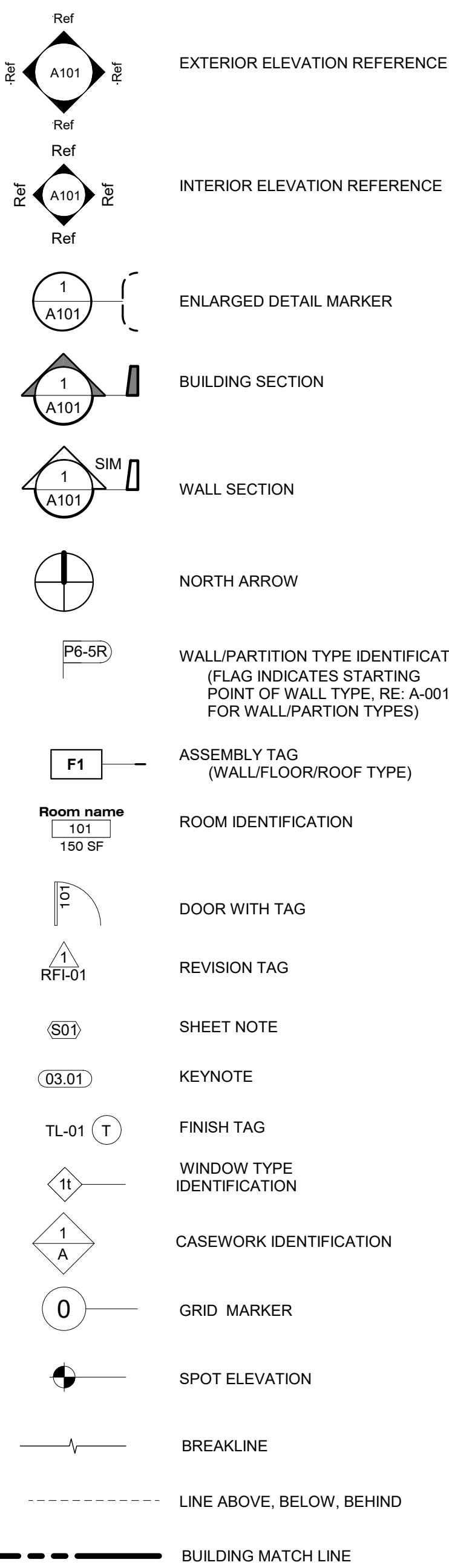
## ABBREVIATIONS

@ = AT, THEREFORE  
 A.L.T. = ALTERNATE  
 ACT= ACOUSTICAL CEILING TILE  
 ADJ. = ADJACENT  
 A.F.F. = ABOVE FINISH FLOOR  
 ARCH. = ARCHITECT  
 BLDG. = BUILDING  
 BLKG. = BLOCKING  
 B.O. = BOTTOM OF  
 B.O.D. = BASIS OF DESIGN  
 BRG. = BEARING  
 B.S. = BOTH SIDES  
 BSMT. = BASEMENT  
 BYND = BEYOND  
 C.F.C.I. = CONTRACTOR FURNISHED CONTRACTOR INSTALLED  
 CL = CENTERLINE  
 CLG. = CEILING  
 COL. = COLUMN  
 CONC. = CONCRETE  
 CONN. = CONNECTION  
 CONT. = CONTINUOUS  
 COORD. = COORDINATE  
 CRT. = CARPET  
 DBL. = DOUBLE  
 DET. = DETAIL  
 DIA. = DIAMETER  
 DIM. = DIMENSION  
 DR. = DOOR  
 DS = DOWNSPOUT  
 DW = DISHWASHER  
 EA. = EACH  
 ELEC. = ELECTRICAL  
 ELEV. = ELEVATION  
 EQ. = EQUAL  
 ESMT. = EASEMENT  
 E.W. = EACH WAY  
 (E) or EXST. = EXISTING  
 EXT. = EXTERIOR  
 FC = FACE  
 FD = FLOOR DRAIN  
 FE = FIRE EXTINGUISHER CABINET  
 FF = FLUSH FACE  
 FND = FOUNDATION  
 FIN. = FINISH  
 FLR. = FLOOR  
 FOC = FACE OF CONCRETE  
 FOF = FACE OF FRAMING  
 FOM = FACE OF MASONRY  
 FOS = FACE OF STRUCTURE  
 FOST = FACE OF STONE  
 FP = FIREPLACE  
 FTG = FOOTING  
 GFI = GROUND FAULT INTERRUPTER  
 GL = GLASS  
 GLB = GLU-LAM BEAM  
 GWB = GYPSUM WALL BOARD  
 HB = HOSE BIB  
 HC = HOLLOW CORE  
 HDR = HEADER  
 HT = HEIGHT  
 IBC = INTERNATIONAL BUILDING CODE  
 IRC = INTERNATIONAL RESIDENTIAL CODE  
 INSUL. = INSULATION  
 INT. = INTERIOR  
 JST = JOIST  
 LAV = LAVATORY  
 MAX. = MAXIMUM  
 MECH. = MECHANICAL  
 MFR. = MANUFACTURER  
 MIN. = MINIMUM  
 MLB = MICRO-LAM BEAM  
 MTL = METAL  
 N.I.C. = NOT IN CONTRACT  
 NTS = NOT TO SCALE  
 O.C. = ON CENTER  
 O.D. = OVERFLOW DRAIN  
 O.F.C.I. = OWNER FURNISHED CONTRACTOR INSTALLED  
 O.F.O.I. = OWNER FURNISHED OWNER INSTALLED  
 O.H. = OVERHANG  
 OPP. = OPPOSITE  
 P = PAINT  
 PL = PLATE  
 PLAM = PLASTIC LAMINATE  
 PLY = PLYWOOD  
 P.I.P. = POURED IN PLACE  
 P.T. = PRESSURE TREATED  
 R = RADIUS  
 RD = ROOF DRAIN  
 RE. = REFER TO OR REFERENCE  
 REINF. = REINFORCING  
 REQ'D. = REQUIRED  
 RM = ROOM  
 RO = ROUGH OPENING  
 SC = SOLID CORE  
 SF = SQUARE FEET  
 SHT = SHEET  
 SHTG = SHEATHING  
 SPECS. = SPECIFICATIONS  
 S.O.G. = SLAB ON GRADE  
 SS = STAINLESS STEEL  
 SSM = SOLID SURFACE  
 ST = STAIN  
 STL = STEEL  
 STRL. = STRUCTURAL  
 SUBFLR = SUBFLOOR  
 SW = SHEAR WALL  
 T = TREAD  
 TB = THROUGH BOLT  
 TBD = TO BE DETERMINED  
 T.G. = TEMPERED GLASS  
 T.O. = TOP OF  
 T.O.C. = TOP OF CONCRETE  
 T.O.W. = TOP OF WALL  
 TYP. = TYPICAL  
 U.O.N. = UNLESS OTHERWISE NOTED  
 VB = VAPOR BARRIER  
 VERT. = VERTICAL  
 V.I.F. = VERIFY IN FIELD  
 W/ = WITH  
 WD = WASHER AND DRYER  
 WC = WATER CLOSET  
 WD. = WOOD  
 WIN. = WINDOW

## LEGEND: MATERIALS



## LEGEND: GRAPHIC SYMBOLS



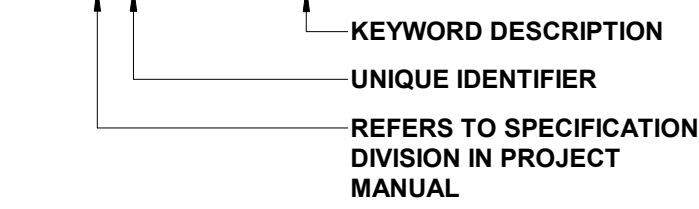
## GENERAL NOTES:

- DO NOT SCALE DRAWINGS. WRITTEN DIMENSIONS SHALL TAKE PRECEDENCE. IF ADDITIONAL DIMENSIONS ARE REQUIRED, CONTACT ARCHITECT.
- CONTRACTOR TO VERIFY ALL FIELD CONDITIONS AND DIMENSIONS AND LAY OUT PROPOSED WORK PRIOR TO CONSTRUCTION IN NEW WORK AREA. REPORT DISCREPANCIES TO ARCHITECT FOR RESOLUTION.
- IN THE EVENT OF CONFLICTING OR UNCLEAR INFORMATION, CONTRACTOR SHALL CONTACT ARCHITECT FOR CLARIFICATION DURING THE WORK AFFECTED.
- SITE SURVEY PROVIDED IS DEEMED TO BE RELIABLE AND ACCURATE. CONTRACTOR TO NOTIFY ARCHITECT AND CIVIL ENGINEER WHEN DISCREPANCIES ARE ENCOUNTERED PRIOR TO OR DURING CONSTRUCTION.
- ALL WORK SHALL CONFORM TO APPLICABLE CODES. NOTIFY ARCHITECT OF ANY CONDITIONS OR DETAILS WHICH ARE DEEMED TO BE NONCONFORMING.

## USING THE KEYNOTE SYSTEM

KEYNOTE SYSTEM IN THIS DRAWING SET IS DESIGNED AS A REFERENCE FOR THE PROJECT MANUAL.

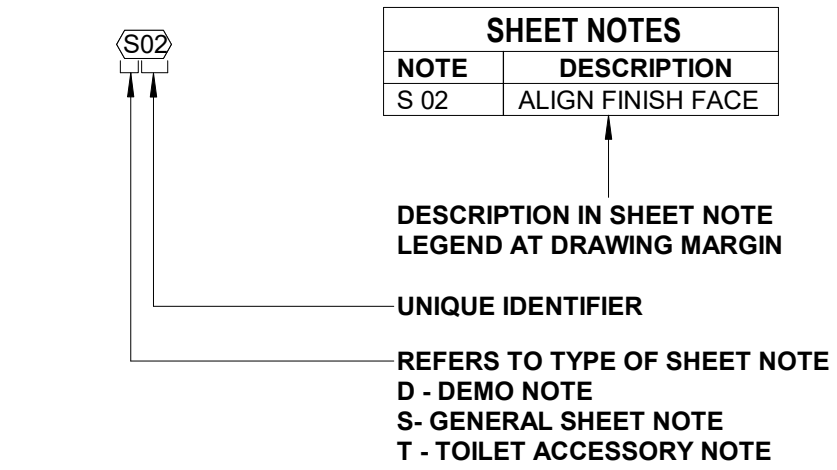
06.02 ARCH WOOD CASEWORK



NOTE: KEYWORD DESCRIPTION IS USED IN KEYWORD LEGEND ON PLANS AND ON KEYNOTE TAG ON ELEVATIONS, SECTIONS AND DETAILS

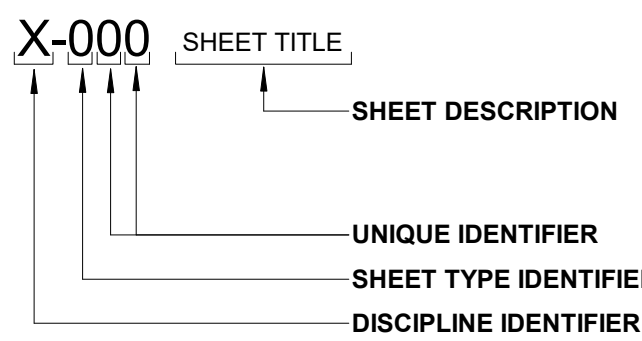
## USING THE SHEET NOTES

SHEET NOTE SYSTEM IN THIS DRAWING SET IS DESIGNED TO CONVEY INFORMATION AND DIRECTION NOT SPECIFIC TO THE PROJECT MANUAL.



NOTE: ALL SHEET NOTE DESCRIPTIONS ARE SORTED BY SHEET AND LOCATED IN THE SHEET NOTE LEGEND. SHEET NOTES ARE NOT ALWAYS IN SUCCESSIVE ORDER

## SHEET ORGANIZATION



### ARCHITECTURE SHEET TYPES:

- 0 (A-000) GENERAL - WALL TYPES
- 1 (A-100) PLANS / REFLECTED CEILING PLANS
- 2 (A-200) EXTERIOR BUILDING ELEVATIONS
- 3 (A-300) SECTIONS
- 4 (A-400) BUILDING SECTIONS / WALL SECTIONS  
LARGE-SCALE VIEWS  
VERTICAL CIRCULATION / ENLARGED PLANS / INTERIOR ELEVATIONS
- 5 (A-500) DETAILS
- 6 (A-600) SCHEDULES AND DIAGRAMS
- 7 (A-700) NOT USED
- 8 (A-800) 3D VIEWS
- 9 (A-900) INTERIORS

### DISCIPLINE IDENTIFIER LEGEND:

- G GENERAL
- C CIVIL
- AS LANDSCAPE
- S STRUCTURAL
- AD ARCHITECTURAL DEMOLITION
- A ARCHITECTURAL
- A ARCHITECTURAL INTERIORS
- FP FIRE PROTECTION
- P PLUMBING
- M MECHANICAL
- E ELECTRICAL
- FA FIRE ALARM
- TY SECURITY

## PROJECT TEAM

**OWNER**  
 BOULDER COUNTY  
 P.O. BOX 471  
 BOULDER, CO 80306  
 CONTACT: KARLA SCHULTZ  
 EMAIL: kschultz@bouldergov.org  
 TEL: 303.360.9363

**ARCHITECT**  
 STUDIOTROPE DESIGN COLLECTIVE  
 2942 WELTON ST  
 DENVER, CO 80205  
 TEL: 303.308.1144  
 EMAIL: geki@studiotrope.com  
 TEL: 303.308.1144

**ACOUSTICS**  
 K2 AUDIO  
 5777 CENTRAL AVE. #225  
 BOULDER, CO 80301  
 CONTACT: MATT WHITNEY  
 EMAIL: matt@k2art.com  
 TEL: 303.885.5500

**STRUCTURAL**  
 ANTHEM  
 2213 CENTRAL AVE  
 BOULDER, CO 80301  
 CONTACT: RYAN SPALDING  
 EMAIL: rspalding@anthemstructural.com  
 TEL: 303.848.8497

**MECH/LEED**  
 PCD ENGINEERING  
 323 3RD AVENUE # 100  
 LONGMONT, CO 80501  
 CONTACT: BRIAN EHLE  
 EMAIL: brian@pcdengineering.com  
 TEL: 303.912.6056

**LIGHTING DESIGN**  
 ENLIGHTEN  
 12364 W ALAMEDA PARKWAY #135  
 LAKEWOOD, CO 80228  
 CONTACT: LAYNE WEBBER  
 EMAIL: layne@enlighten-eng.com  
 TEL: 720.507.6550

**CIVIL ENGINEERING**  
 JVA CONSULTING ENGINEERS  
 1319 SPRUCE ST  
 BOULDER, CO 80302  
 CONTACT: DANIELLE BREEDLOVE  
 EMAIL: dbreedlove@jvajva.com  
 TEL: 303.565.4935

## SHEET INDEX

GENERAL	
G-000	COVER
G-001	GENERAL PROJECT INFORMATION
G-010	CODE ANALYSIS
G-011	FIRE AND LIFE SAFETY PLANS
CIVIL	
C0.1	LEGEND, NOTES, AND ABBREVIATIONS
C1.0	CIVIL SITE PLAN

STRUCTURAL	
S0.01	STRUCTURAL COVER SHEET
S1.01	FOUNDATION PLAN
S1.02	2ND FLOOR FRAMING PLAN
S1.03	ROOF FRAMING PLAN
S4.01	ELEVATIONS, BLOWN-UP PLANS
S5.01	DETAILS
S5.02	DETAILS

ARCHITECTURAL DEMOLITION	
AD-101	LEVEL 01 DEMOLITION FLOOR PLAN
AD-102	LEVEL 02 DEMOLITION FLOOR PLAN
AD-103	DEMOLITION ROOF PLAN
AD-111	LEVEL 01 REFLECTED DEMOLITION FLOOR PLAN
AD-112	LEVEL 02 REFLECTED DEMOLITION FLOOR PLAN

ARCHITECTURAL	
A-001	WALL AND PARTITION TYPES
A-100	ARCHITECTURAL SITE PLAN
A-101	LEVEL 01 FLOOR PLAN
A-102	LEVEL 02 FLOOR PLAN
A-103	ROOF PLAN
A-111	LEVEL 01 REFLECTED CEILING PLAN
A-112	LEVEL 02 REFLECTED CEILING PLAN
A-201	ELEVATIONS - EXTERIOR BUILDING ELEVATIONS
A-202	ELEVATIONS - EXTERIOR BUILDING ELEVATIONS
A-400	TOILET ACCESSORIES / MOUNTING HEIGHTS / ADA CLEARANCES
A-401	RESTROOMS - ENLARGED PLANS AND ELEVATIONS
A-402	RESTROOMS - ENLARGED PLANS AND ELEVATIONS
A-403	RESTROOMS - ENLARGED PLANS AND ELEVATIONS
A-404	ENLARGED PLANS - EMERGENCY GENERATOR
A-405	ENLARGED PLANS / INTERIOR ELEVATIONS - LOBBY
A-406	ENLARGED PLANS - EXTERIOR ENTRANCE
A-410	INTERIOR ELEVATIONS
A-420	INTERIOR ELEVATIONS
A-500	DETAILS - FINISH DETAILS
A-501	WINDOW & DOOR DETAILS
A-502	SECTION DETAILS
A-503	CEILING DETAILS
A-504	DETAILS
A-511	STANDARD CASEWORK DETAILS
A-512	CASEWORK AND COUNTERTOP DETAILS
A-600	DOOR SCHEDULE / APPLIANCE SCHEDULE
A-601	DOOR TYPES / OPERABLE PARTITION SCHEDULE
A-605	WINDOW TYPES
A-610	CASEWORK SCHEDULE
A-801	PERSPECTIVE VIEWS
A-900	FINISH LEGEND
A-901	FINISH LEGEND
A-910	LEVEL 01 FLOOR FINISH PLAN
A-911	LEVEL 02 FLOOR FINISH PLAN
A-912	LEVEL 01 FLOOR FINISH PLAN - INSTALL DIAGRAM
A-913	LEVEL 02 FLOOR FINISH PLAN - INSTALL DIAGRAM
A-920	LEVEL 01 FINISH PLAN
A-921	LEVEL 02 FINISH PLAN
A-990	LEVEL 01 FURNITURE PLAN
A-991	LEVEL 02 FURNITURE PLAN

SKETCH	
SK-918	FLOOR FINISH PLAN - SEAMING DIAGRAM
SK-919	LEVEL 01 FLOOR FINISH PLAN - BLENDED
SK-920	LEVEL 02 FLOOR FINISH PLAN - BLENDED

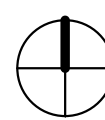
PLUMBING	
P-001	PLUMBING LEGEND & NOTES
P-002	PLUMBING CONTROLS & NOTES
P-003	PLUMBING SCHEDULES
P-004	PLUMBING DETAILS
P-005	WASTE & VENT ISOMETRIC - LEVEL 01
P-006	WASTE & VENT ISOMETRIC - LEVEL 02
P-100	UNDERGROUND - PLUMBING PLAN

P-101	LEVEL 01 - PLUMBING DWV PLAN
P-102	LEVEL 02 - PLUMBING DWV PLAN
P-103	ROOF - PLUMBING PLAN
P-111	LEVEL 01 - PLUMBING SUPPLY PLAN
P-112	LEVEL 02 - PLUMBING SUPPLY PLAN
P-121	ENLARGED BATHROOMS - PLUMBING DMV
P-122	ENLARGED BATHROOMS - PLUMBING SUPPLY

MECHANICAL	
M-001	MECHANICAL LEGEND & NOTES
M-002	MECHANICAL CONTROLS & NOTES
M-003	MECHANICAL SCHEDULES
M-004	MECHANICAL SCHEDULE
M-005	MECHANICAL DETAILS
M-006	MECHANICAL CONTROLS
M-007	MECHANICAL CONTROLS
M-101	LEVEL 01 - MECHANICAL PLAN
M-102	LEVEL 02 - MECHANICAL PLAN
M-103	ROOF - MECHANICAL PLAN
M-201	LEVEL 01 - MECHANICAL PIPING PLAN
M-202	LEVEL 02 - MECHANICAL PIPING PLAN

ELECTRICAL	
E-001	ELECTRICAL LEGEND & NOTES
E-002	ELECTRICAL ONE-LINE DIAGRAM
E-003	ELECTRICAL PANEL SCHEDULES
E-004	ELECTRICAL PANEL SCHEDULES
E-005	ELECTRICAL PANEL SCHEDULES
E-006	LUMINAIRES SCHEDULES
E-007	LUMINAIRE SCHEDULES & COMCHECKS
ED-101	LEVEL 01 - DEMO POWER FLOOR PLAN
ED-102	LEVEL 02 - DEMO POWER FLOOR PLAN
ED-111	LEVEL 01 - DEMO LIGHTING FLOOR PLAN
ED-112	LEVEL 02 - DEMO LIGHTING FLOOR PLAN
E-101	LEVEL 01 - POWER FLOOR PLAN
E-102	LEVEL 02 - POWER FLOOR PLAN
E-103	ROOF - ELECTRICAL PLAN
E-111	LEVEL 01 - LIGHTING FLOOR PLAN
E-112	LEVEL 02 - LIGHTING FLOOR PLAN

## VICINITY MAP:





**GENERAL NOTES: FLOOR PLAN**

- DO NOT SCALE DRAWINGS. WRITTEN DIMENSIONS SHALL TAKE PRECEDENCE. IF ADDITIONAL DIMENSIONS ARE REQUIRED, CONTACT ARCHITECT.
- CONTRACTOR TO VERIFY ALL FIELD CONDITIONS AND DIMENSIONS AND LAY OUT PROPOSED WORK PRIOR TO CONSTRUCTION IN NEW WORK AREA. REPORT DISCREPANCIES TO ARCHITECT FOR RESOLUTION.
- ALL DIMENSIONS ARE SHOWN TO FACE OF DRYWALL FOR NEW PARTITIONS. FINISH MATERIAL SUCH AS TILE OR FRP IS NOT ACCOUNTED FOR IN GIVEN DIMENSIONS.
- IN THE EVENT OF CONFLICTING OR UNCLEAR INFORMATION, CONTRACTOR SHALL CONTACT ARCHITECT FOR CLARIFICATION.
- ALL WORK SHALL CONFORM TO APPLICABLE CODES. NOTIFY ARCHITECT OF ANY CONDITIONS OR DETAILS WHICH ARE DEEMED TO BE NONCONFORMING.
- COORDINATE WITH ALL OTHER DRAWINGS AND SPECIFICATIONS FOR ADDITIONAL SCOPE.
- FOR ALL EXISTING SURFACES TO REMAIN THAT HAVE BEEN IDENTIFIED TO RECEIVE NEW PAINT: SCRAPE, SPACKLE, PATCH, CLEAN, OR OTHERWISE PREPARE SURFACE TO RECEIVE PAINT WITHOUT NOTICEABLE IMPERFECTION.
- REFER TO ROOM FINISH SCHEDULE FOR FLOOR AND WALL FINISHES.
- REFER TO FINISH PLAN FOR EXTENT OF NEW FLOORING. DIRECTIONS WHERE NOTED ARE ALWAYS IN REFERENCE TO PLAN NORTH.
- SEE SHEET A-001 FOR WALL AND PARTITION TYPES. PARTITION ARE TYPE P1-4 UON.
- DOOR FRAMES ARE TO BE LOCATED 4" FROM ADJACENT WALL, UON.
- COORDINATE FINAL FLOOR BOX LOCATIONS WITH FURNITURE PLAN BY OWNER.
- ALIGN PARTITIONS WITH EXISTING MULLIONS, WINDOWS, AND PARTITIONS THROUGHOUT. NOTIFY IF DIMENSIONS DO NOT MATCH FIELD CONDITIONS. NOTIFY ARCHITECT.

**FLOOR PLAN LEGEND**

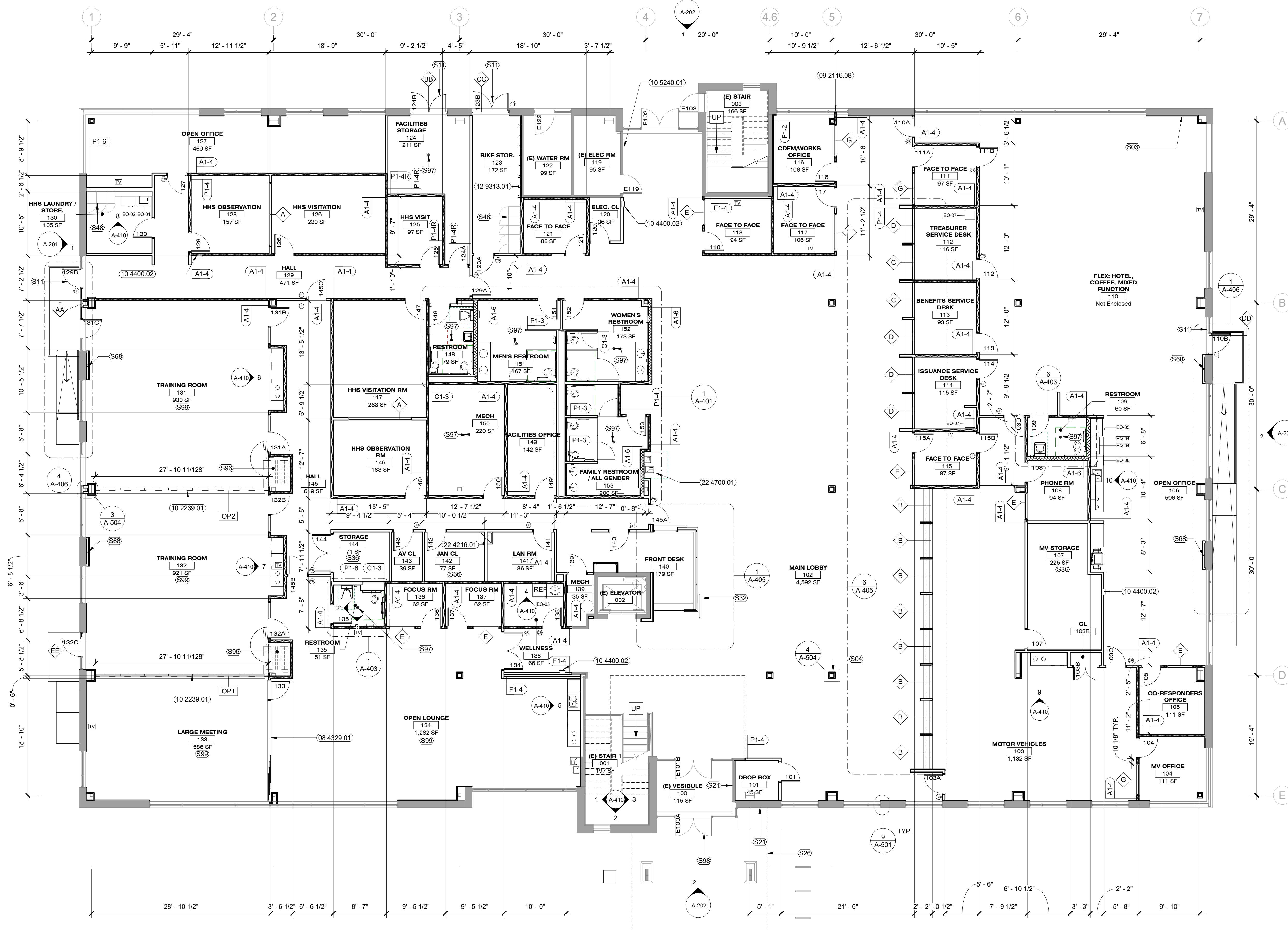
- WALL ASSEMBLY
- EXISTING WALL ASSEMBLY
- OVERHEAD LINE
- FLATSREEN LOCATION, PROVIDE ELEC. AND DATA CONNECTIONS
- CARD READER LOCATION

**SHEET NOTES**

NOTE	DESCRIPTION
S03	(E) EXT. WALL ASSEMBLY IS UNFINISHED; INSTALL 5/8" GYP BOARD AT INTERIOR AND FINISH PER FINISH NARRATIVE; TYPICAL FOR ENTIRE BUILDING; MAINTAIN (E) BATT INSULATION, REPAIR AS NEEDED
S04	WRAP ALL (E) EXPOSED STEEL COLUMNS WITH GYP BOARD, TYP. THROUGHOUT BUILDING
S11	REMOVE (E) GLAZING UNITS AND MULLIONS TO INSTALL DOORS AT (E) STOREFRONT UNIT; RE: A-605 AND A-600
S21	THROUGH WALL DROP SLOT, LOCKABLE PUBLIC SIDE
S26	(E) AWNING ABOVE
S32	BUILT IN CASEWORK
S36	OFOI STORAGE SHELVING
S48	PROVIDE LOCKERS; TWO TIER, RE: SPEC
S68	EXISTING ROOF DRAIN
S96	CONFIRM DIMENSIONS OF CLOSET FOR OPERABLE PARTITION WITH MANUFACTURER
S97	FLOOR DRAIN; RE: PLUMB
S98	(E) AUTOMATIC DOOR OPERATORS TO REMAIN
S99	PROVIDE HORIZONTAL REVEAL CHANNEL SCREED (FRY REGLET OR SIM.) AT DRYWALL AT 32" A.F.F. AT ALL WALLS IN THIS ROOM

**KEYNOTE LEGEND**

KEYNOTE	DESCRIPTION
08 4329.01	SLIDING DOOR ASSEMBLIES
09 2116.08	RESILIENT PARTITION SOUND ISOLATION SEAL; TYP. AT ALL METAL FRAMED WALL ASSEMBLIES SEALING AT STOREFRONT WINDOWS
10 2239.01	FOLDING PANEL PARTITION
10 4400.02	FIRE EXTINGUISHER CABINET ASSEMBLY
10 5240.01	FIRE DEPARTMENT KNOX BOX
12 9313.01	BICYCLE RACK UNIT
22 4216.01	MOP SINK WITH MOP HANGER, RE: SPECIFICATION
22 4700.01	DRINKING FOUNTAIN, RE: PLUMBING

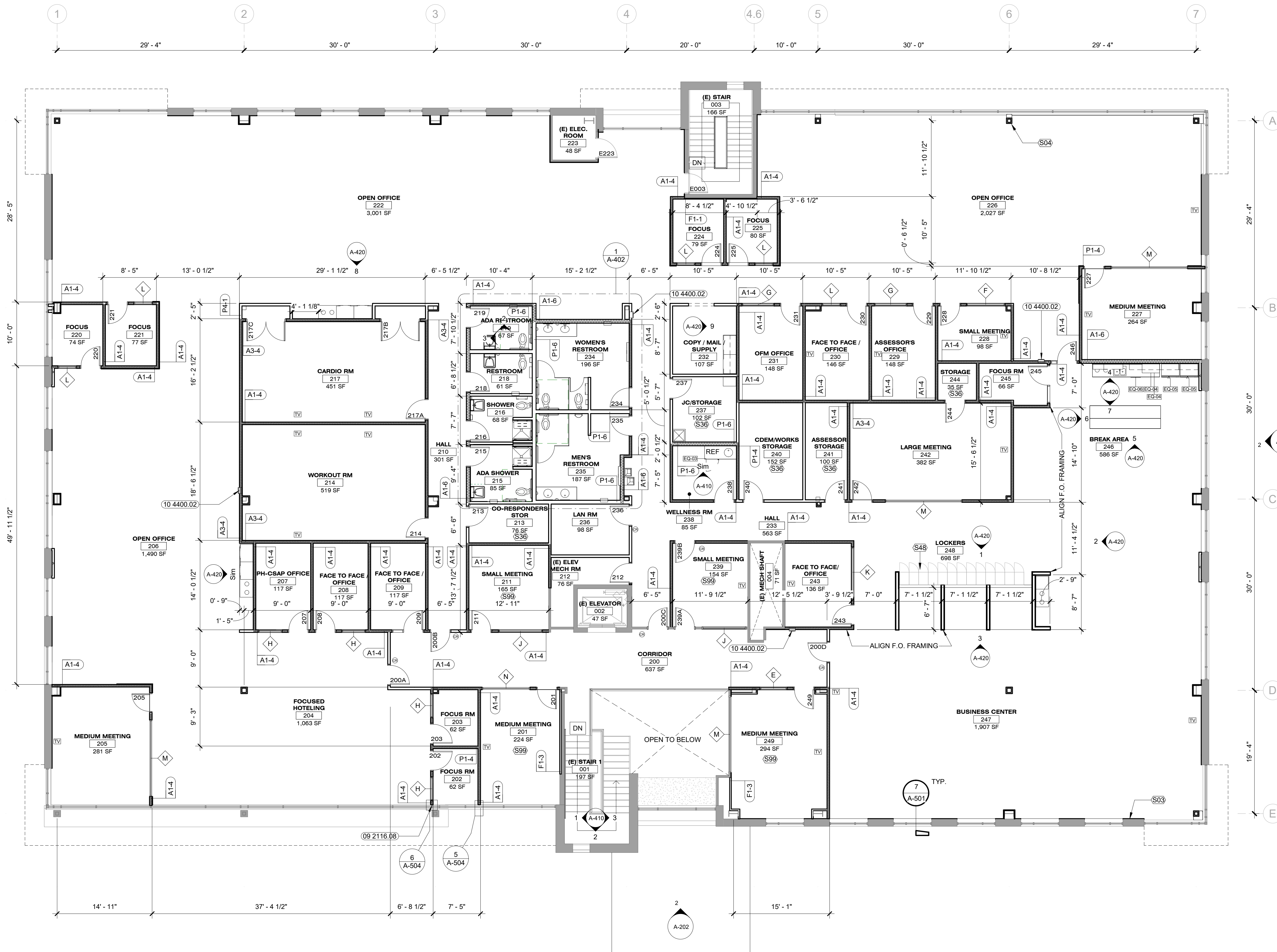


**LEVEL 01 FLOOR PLAN**  
1/8" = 1'-0"

**LEVEL 01 FLOOR PLAN**

**A-101**





**GENERAL NOTES: FLOOR PLAN**

- DO NOT SCALE DRAWINGS. WRITTEN DIMENSIONS SHALL TAKE PRECEDENCE. IF ADDITIONAL DIMENSIONS ARE REQUIRED, CONTACT ARCHITECT.
- CONTRACTOR TO VERIFY ALL FIELD CONDITIONS AND DIMENSIONS AND LAY OUT PROPOSED WORK PRIOR TO CONSTRUCTION IN NEW WORK AREA. REPORT DISCREPANCIES TO ARCHITECT FOR RESOLUTION.
- ALL DIMENSIONS ARE SHOWN TO FACE OF DRYWALL FOR NEW PARTITIONS. FINISH MATERIAL SUCH AS TILE OR FRP IS NOT ACCOUNTED FOR IN GIVEN DIMENSIONS.
- IN THE EVENT OF CONFLICTING OR UNCLEAR INFORMATION, CONTRACTOR SHALL CONTACT ARCHITECT FOR CLARIFICATION.
- ALL WORK SHALL CONFORM TO APPLICABLE CODES. NOTIFY ARCHITECT OF ANY CONDITIONS OR DETAILS WHICH ARE DEEMED TO BE NONCONFORMING.
- COORDINATE WITH ALL OTHER DRAWINGS AND SPECIFICATIONS FOR ADDITIONAL SCOPE.
- FOR ALL EXISTING SURFACES TO REMAIN THAT HAVE BEEN IDENTIFIED TO RECEIVE NEW PAINT, SCRAPER, SPACKLE, PATCH, CLEAN, OR OTHERWISE PREPARE SURFACE TO RECEIVE PAINT WITHOUT NOTICEABLE IMPERFECTION. REFER TO ROOM FINISH SCHEDULE FOR FLOOR AND WALL FINISHES.
- REFER TO FINISH PLAN FOR EXTENT OF NEW FLOORING. DIRECTIONS WHERE NOTED ARE ALWAYS IN REFERENCE TO PLAN NORTH.
- SEE SHEET A-001 FOR WALL AND PARTITION TYPES. PARTITION ARE TYPE P1-4 UNON.
- DOOR FRAMES ARE TO BE LOCATED 4" FROM ADJACENT WALL, UNON.
- COORDINATE FINAL FLOOR BOX LOCATIONS WITH FURNITURE PLAN BY OWNER.
- ALIGN PARTITIONS WITH EXISTING MULLIONS, WINDOWS, AND PARTITIONS THROUGHOUT. NOTIFY IF DIMENSIONS DO NOT MATCH FIELD CONDITIONS, NOTIFY ARCHITECT.

**FLOOR PLAN LEGEND**

- WALL ASSEMBLY
- EXISTING WALL ASSEMBLY
- OVERHEAD LINE
- FLATSCREEN LOCATION, PROVIDE ELEC. AND DATA CONNECTIONS
- CARD READER LOCATION

**SHEET NOTES**

NOTE	DESCRIPTION
S03	(E) EXT. WALL ASSEMBLY IS UNFINISHED; INSTALL 5/8" GYP BOARD AT INTERIOR AND FINISH PER FINISH NARRATIVE, TYPICAL FOR ENTIRE BUILDING; MAINTAIN (E) BATT INSULATION, REPAIR AS NEEDED
S04	WRAP ALL (E) EXPOSED STEEL COLUMNS WITH GYP BOARD, TYP. THROUGHOUT BUILDING
S36	OFOI STORAGE SHELVING
S48	PROVIDE LOCKERS; TWO TIER, RE: SPEC
S99	PROVIDE HORIZONTAL REVEAL CHANNEL SCREED (FRY REGLET OR SIM.) AT DRYWALL AT 32" A.F.F. AT ALL WALLS IN THIS ROOM

**KEYNOTE LEGEND**

KEYNOTE	DESCRIPTION
09 2116.08	RESILIENT PARTITION SOUND ISOLATION SEAL; TYP. AT ALL METAL FRAMED WALL ASSEMBLIES SEALING AT STOREFRONT WINDOWS
10 4400.02	FIRE EXTINGUISHER CABINET ASSEMBLY

**LEVEL 02 FLOOR PLAN**  
1/8" = 1'-0"

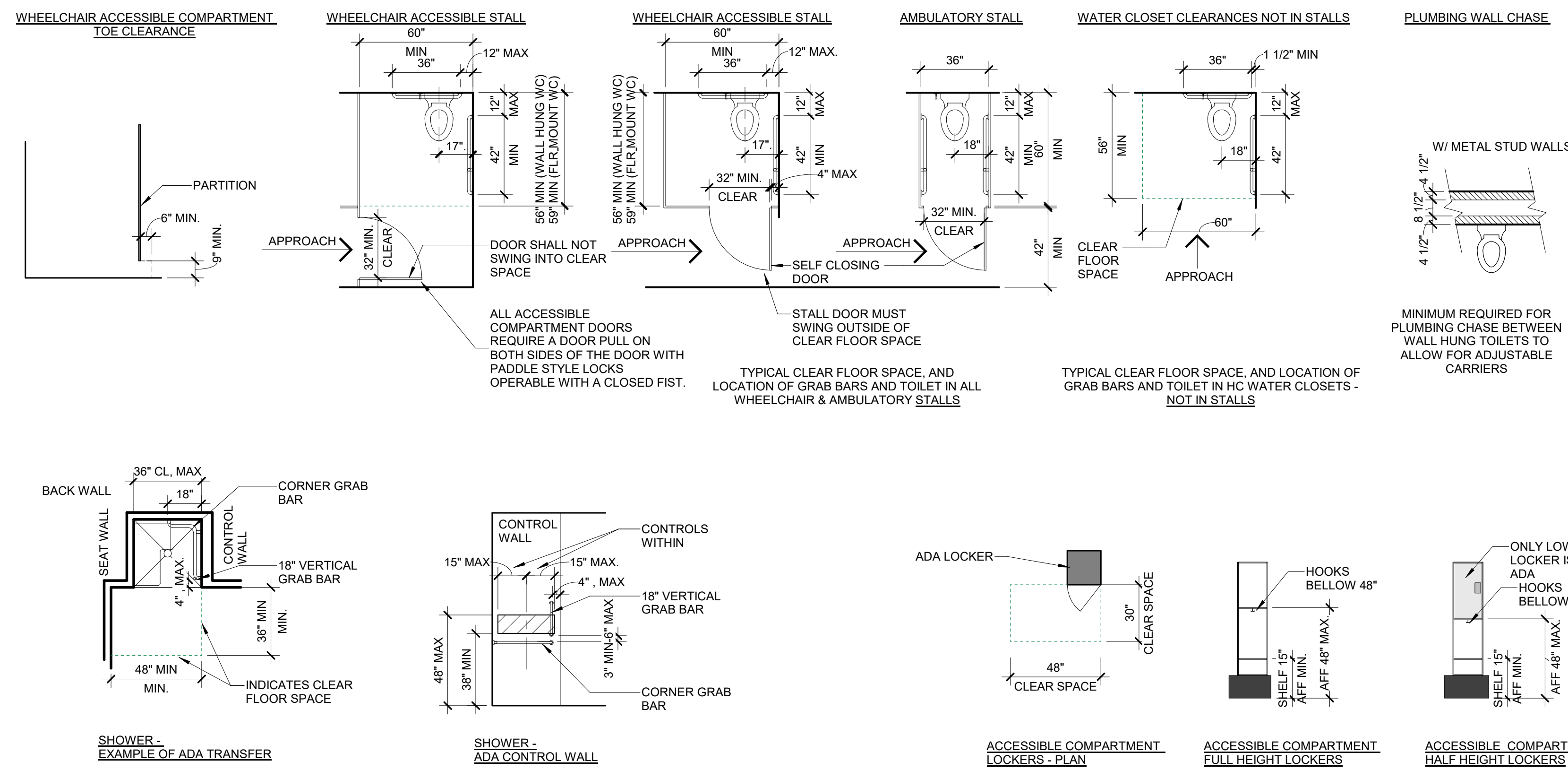
**LEVEL 02 FLOOR PLAN**

**A-102**



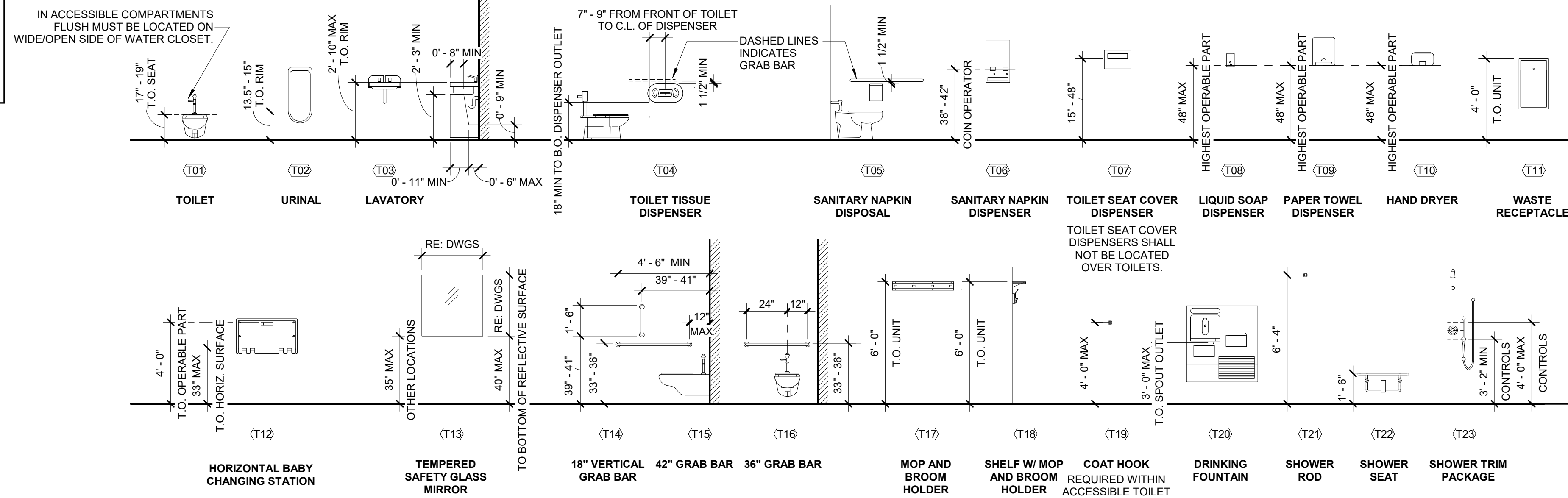
WASHROOM ACCESSORY SCHEDULE						C.F.C.I.	O.F.C.I.	O.F.O.I.
KEY	ITEM	MANUFACTURER	MODEL	NOTES				
T01	TOILET			RE: PLUMB	X			
T02	URINAL			RE: PLUMB	X			
T03	LAVATORY			RE: PLUMB	X			
T04-A	TOILET TISSUE DISPENSER	GEORGIA PACIFIC	GP-100511	VERTICAL 4 - ROLL	X			
T04-B	TOILET TISSUE DISPENSER	GEORGIA PACIFIC	GP-5861	VERTICAL 2 - ROLL	X			
T05	SANITARY NAPKIN DISPOSAL	BOBRICK	B-270	SURFACE MOUNTED STAINLESS STEEL	X			
T07	TOILET SEAT COVER DISPENSER	ALPINE	483	STAINLESS STEEL 304, BRUSHED, WALL MOUNTED	X			
T08	LIQUID SOAP DISPENSER	FOAM-EEZ	9326	BLACK	X			
T09	PAPER TOWEL DISPENSER	BOBRICK	B-2974	20-GAUGE STAINLESS STEEL, SATIN FINISH ON EXPOSED SURFACES	X			
T10	HAND DRYER	XLERATOR		BRUSHED STAINLESS STEEL; 1.1 NOISE REDUCTION NOZEL; HEPA FILTER	X			
T11	WASTE RECEPTACLE							
T12	HORIZONTAL BABY CHANGING STATION	KOALA KARE	KB110-SSWM	STAINLESS STEEL	X			
T13	TEMPERED SAFETY GLASS MIRROR	TBD	TBD	DIMENSIONS PER ELEVATIONS	X			
T14	18" VERTICAL GRAB BAR	BOBRICK	B-6806X18	18-GAUGE STAINLESS STEEL, 1 1/2" DIAMETER 18" LONG. WHERE GRAB BARS ARE INSTALLED ON PARTITIONS PROVIDE ANCHOR 2586	X			
T15	42" GRAB BAR	BOBRICK	B-6806X42	18-GAUGE STAINLESS STEEL, 1 1/2" DIAMETER 42" LONG	X			
T16	36" GRAB BAR	BOBRICK	B-6806X36	18-GAUGE STAINLESS STEEL, 1 1/2" DIAMETER 18" LONG	X			
T18	SHELF W/ MOP AND BROOM HOLDER	THE CLINCHER	8CK06; 333-6-WHT2	18-GAUGE STAINLESS STEEL	X			
T19	COAT HOOK				X			
T20	DRINKING FOUNTAIN			RE: PLUMB	X			
T21	SHOWER ROD	BOBRICK	B-207	20-GAUGE STAINLESS STEEL ROD, VERIFY LENGTH WITH SHOWER ENCLOSURE SPEC	X			
T22	SHOWER SEAT				X			
T23	SHOWER TRIM PACKAGE			RE: PLUMB	X			
T24	JANITOR'S CLOSET SHELVES	GRAINGER'S CHOICE		VENTILATED STEEL WIRE WALL SHELF; 60" W x 14" D - 3 SHELF	X			
T25	JANITOR'S CLOSET SHELVES	GRAINGER'S CHOICE		VENTILATED STEEL WIRE WALL SHELF; 24" W x 14" D - 3 SHELF	X			

### ACCESSIBLE RESTROOM AND SHOWER DIMENSIONS

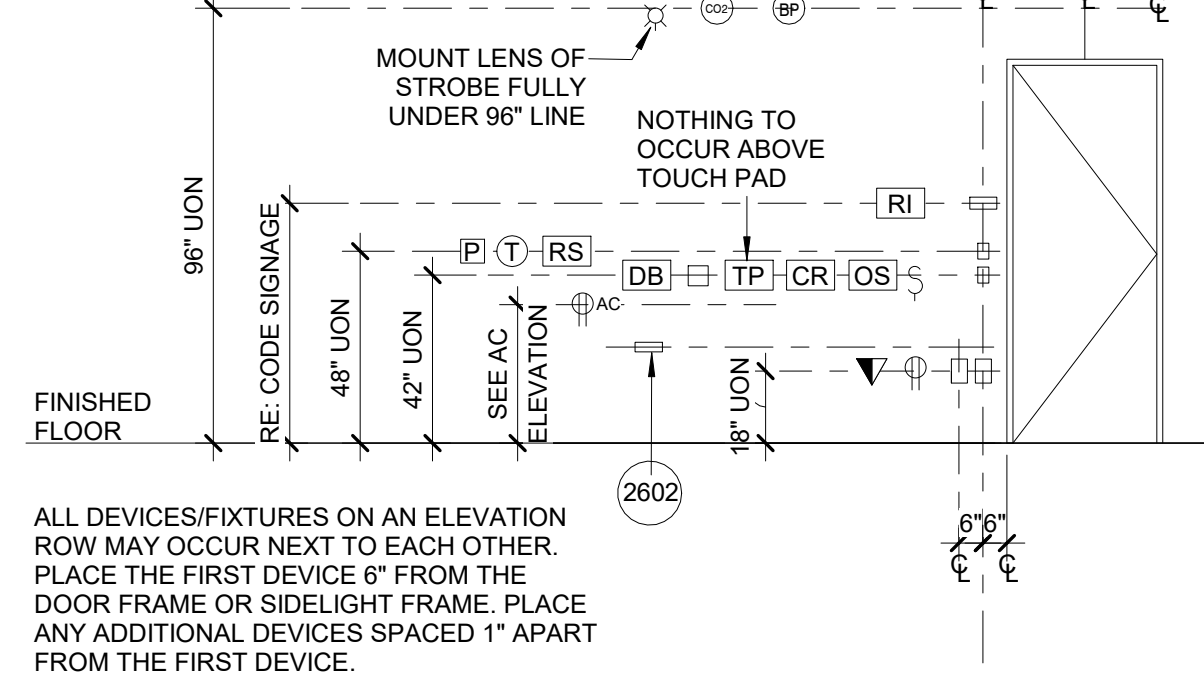
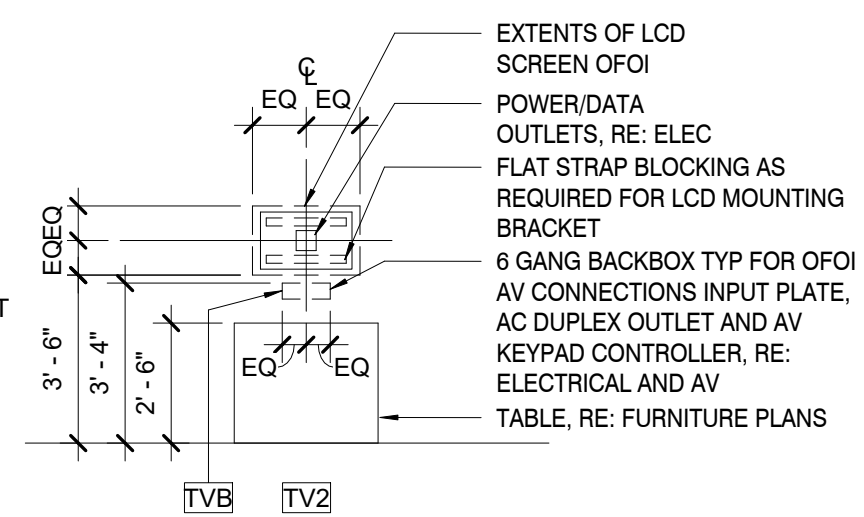
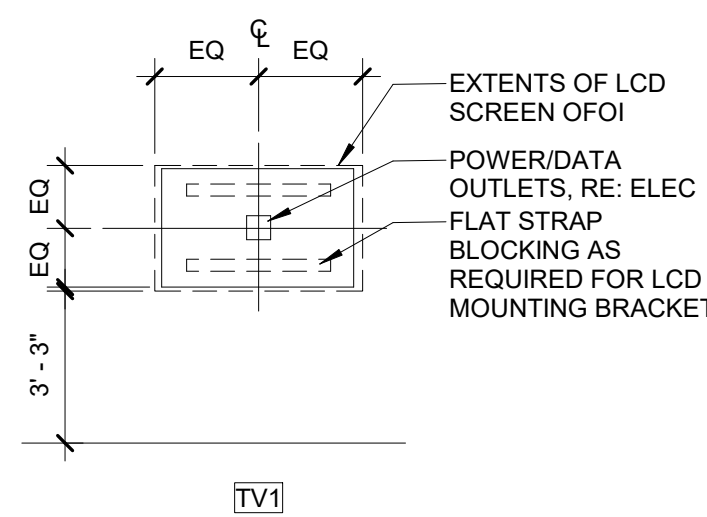
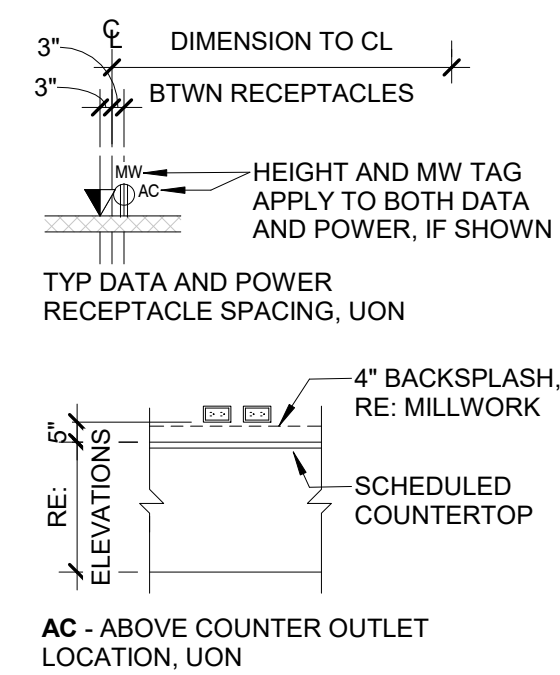
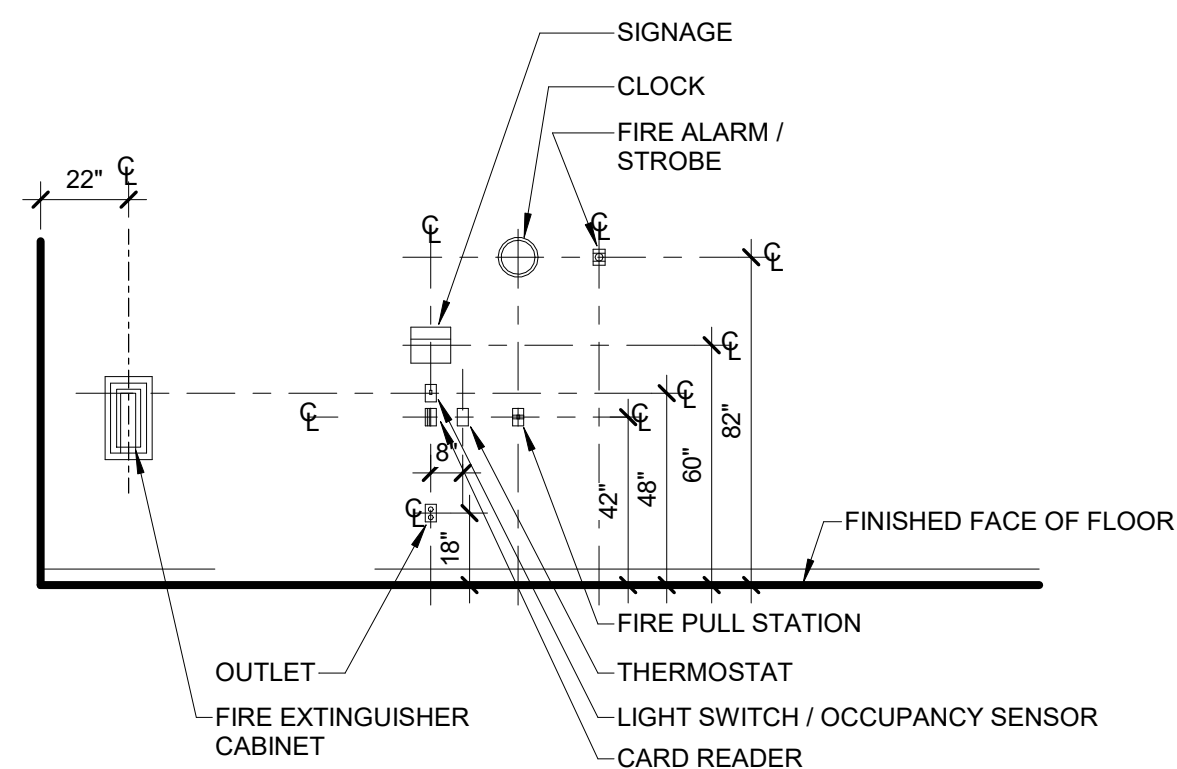


### RESTROOM ACCESSORY MOUNTING HEIGHTS

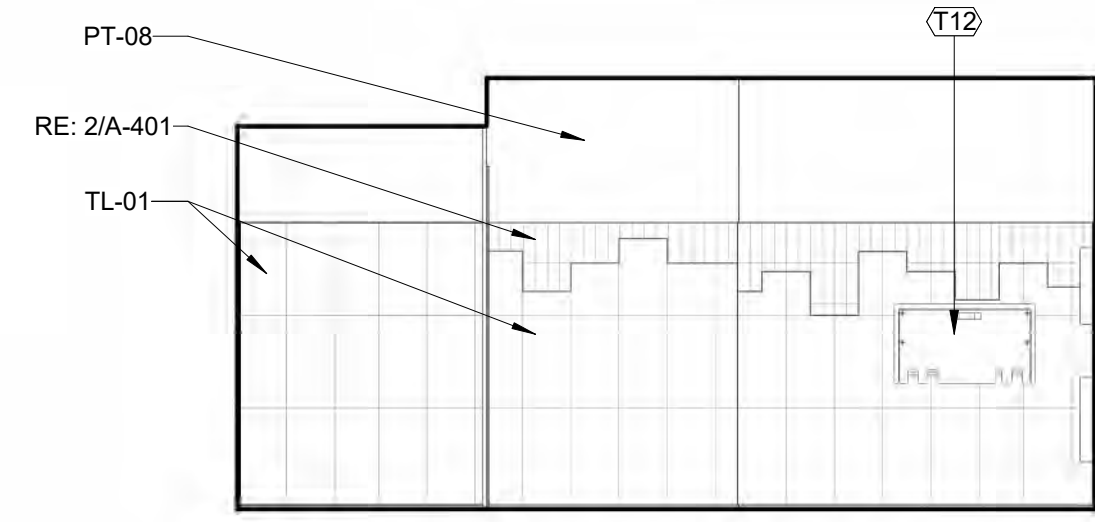
- NOT ALL ITEMS IN ACCESSORY SCHEDULE WILL BE USED. RE: PLANS AND INTERIOR ELEVATIONS FOR ITEMS USED.
- DIMENSIONS SHOWN ARE TYPICAL U.N.O. IN PLANS AND INTERIOR ELEVATIONS.
- SEE INTERIOR ELEVATIONS AND PLANS FOR ACCESSORY AND GRAB BAR LOCATIONS.
- FOR TOILET AND BATH ACCESSORIES, RE: SPEC SECTION 10 2800
- WHERE A RANGE IS PROVIDED, THE TWO VALUES REPRESENT A MINIMUM AND MAXIMUM ALLOWABLE DIMENSION.
- THE SPACE BETWEEN A GRAB BAR AND PROJECTING OBJECTS (RESTROOM ACCESSORIES) SHALL BE 12" MINIMUM.



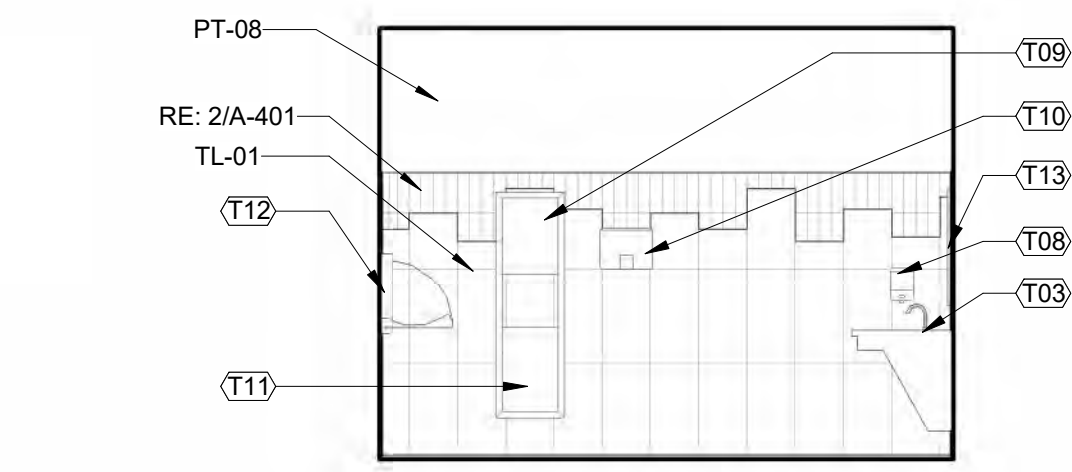
### TYPICAL DEVICE MOUNTING HEIGHTS AND LOCATIONS



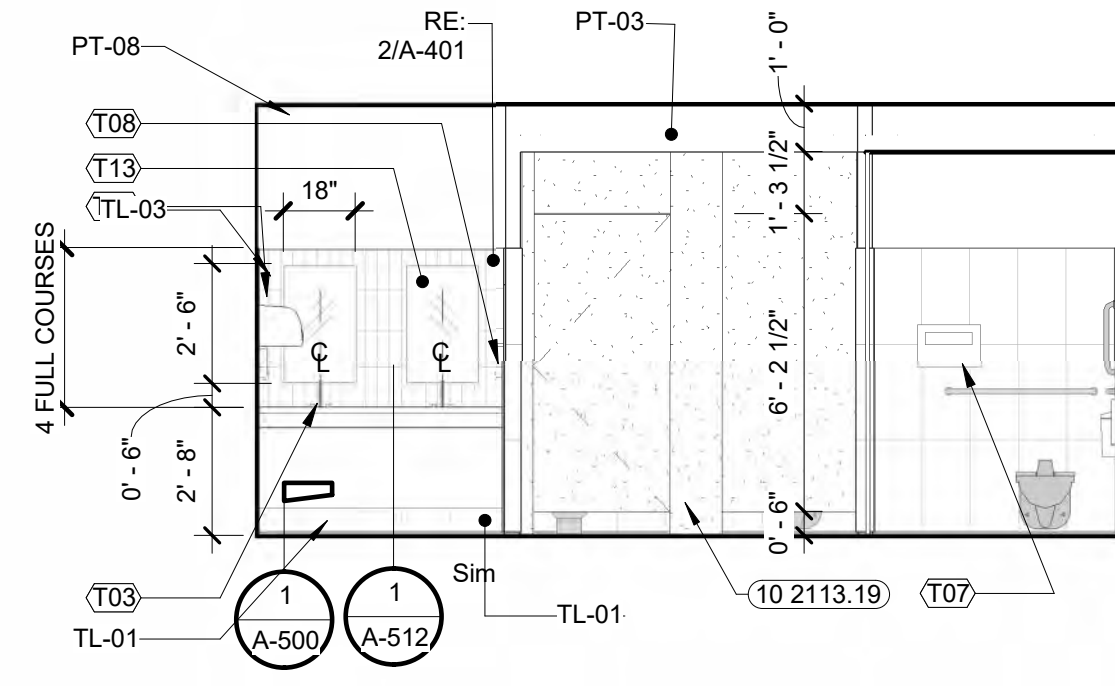




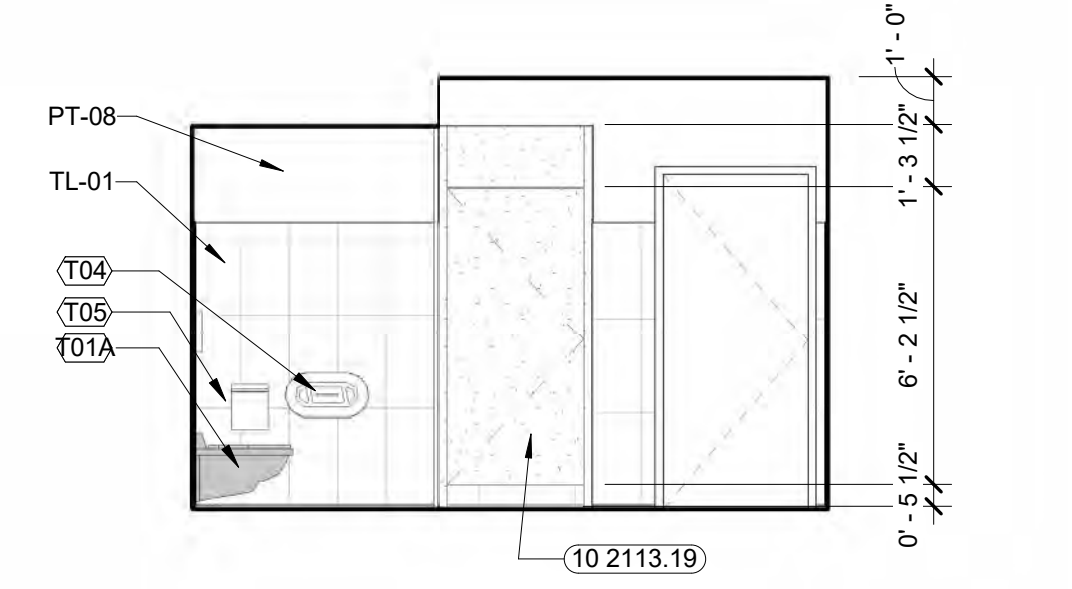
14 FAMILY RESTROOM #153 - SOUTH ELEVATION  
A-401 1/4" = 1'-0"



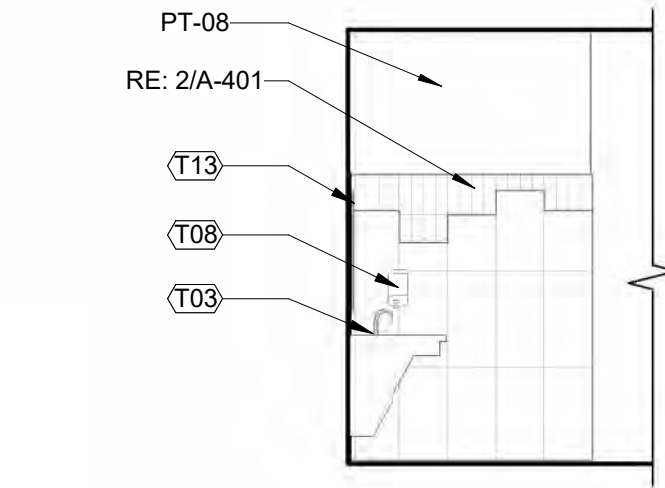
13 FAMILY RESTROOM #153 - WEST ELEVATION 2  
A-401 1/4" = 1'-0"



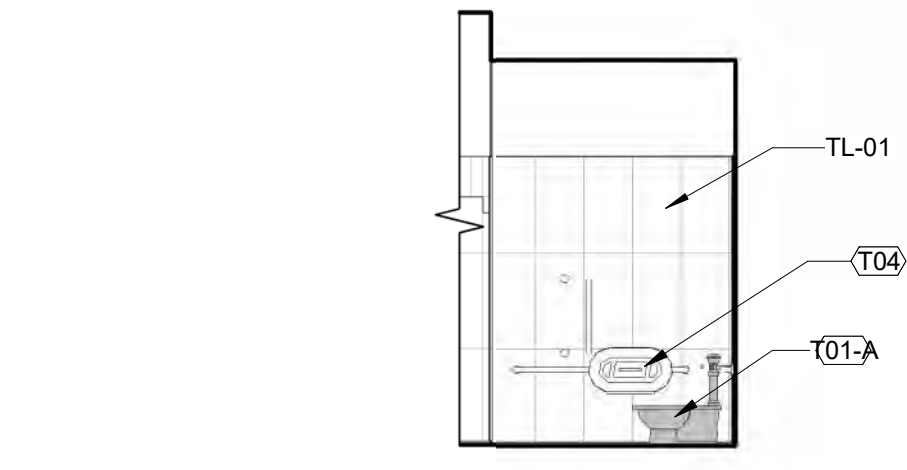
12 FAMILY RESTROOM #153 - NORTH ELEVATION  
A-401 1/4" = 1'-0"



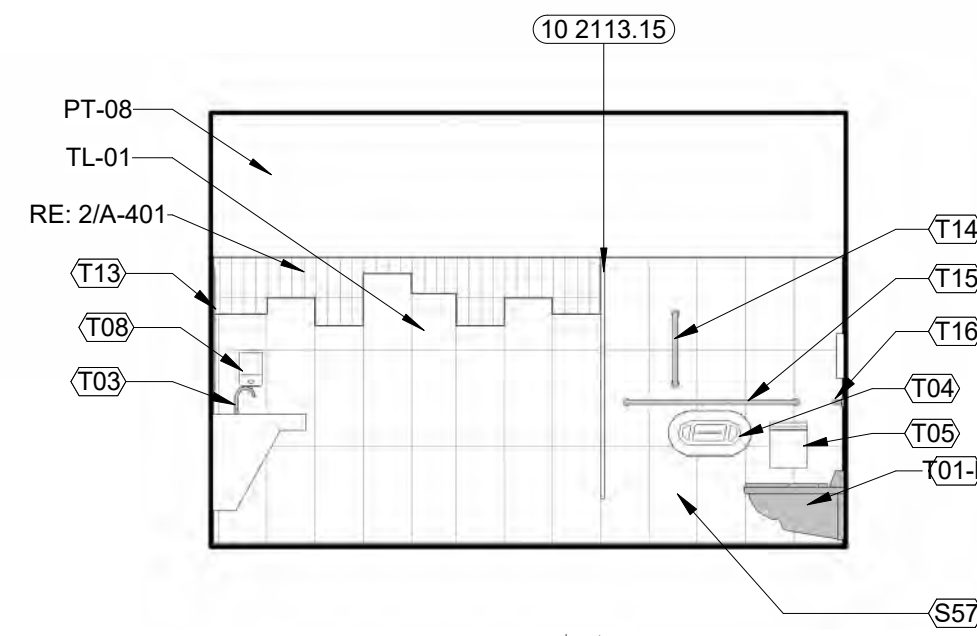
11 FAMILY RESTROOM #153 - EAST ELEVATION  
A-401 1/4" = 1'-0"



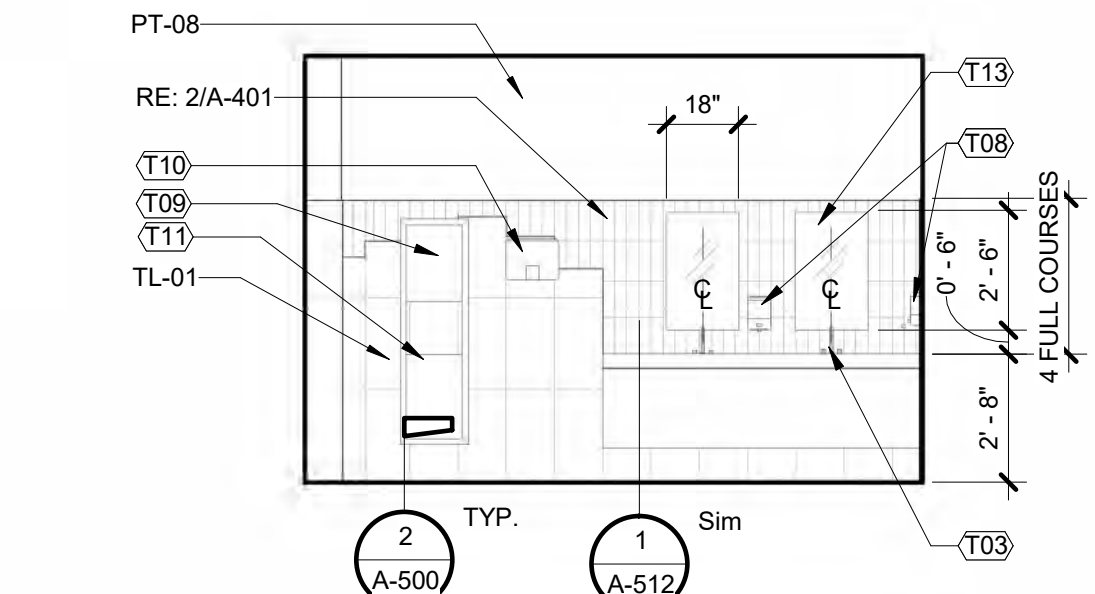
10 FAMILY RESTROOM #153 - EAST ELEVATION 1  
A-401 1/4" = 1'-0"



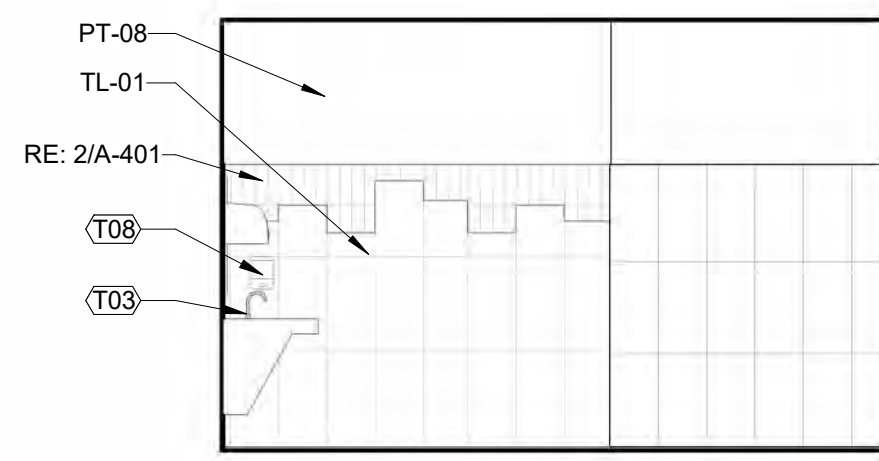
9 FAMILY RESTROOM #153 - WEST ELEVATION 1  
A-401 1/4" = 1'-0"



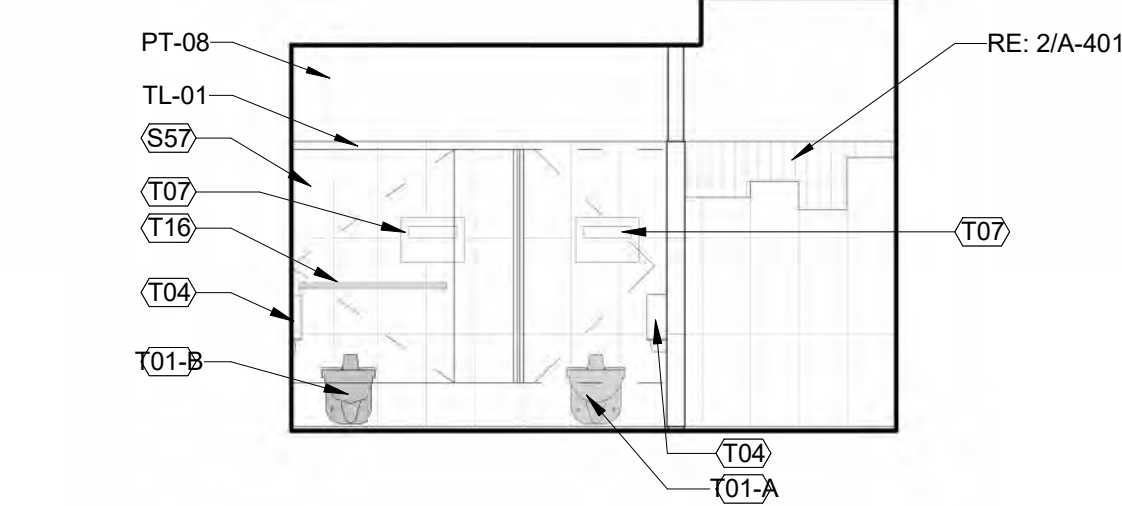
8 WOMEN'S RESTROOM #152 - WEST ELEVATION 2  
A-401 1/4" = 1'-0"



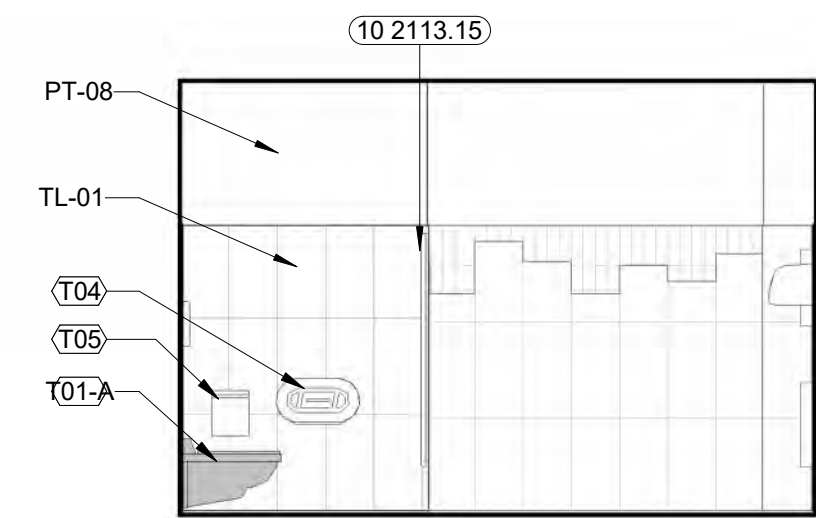
7 WOMEN'S RESTROOM #152 - SOUTH ELEVATION  
A-401 1/4" = 1'-0"



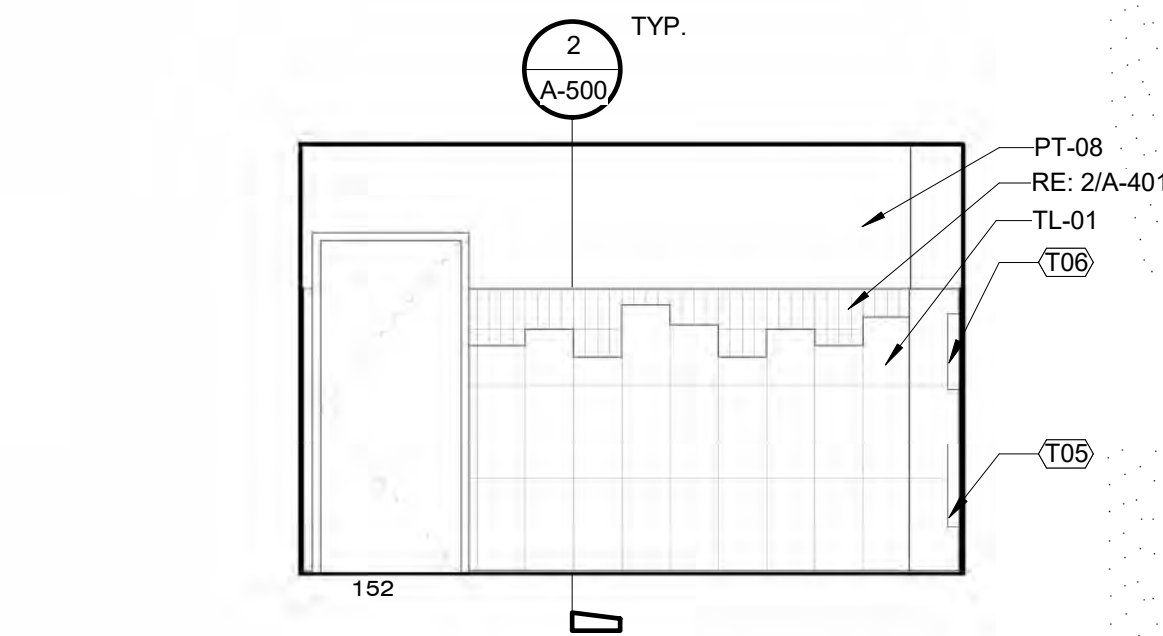
6 WOMEN'S RESTROOM #152 - WEST ELEVATION 1  
A-401 1/4" = 1'-0"



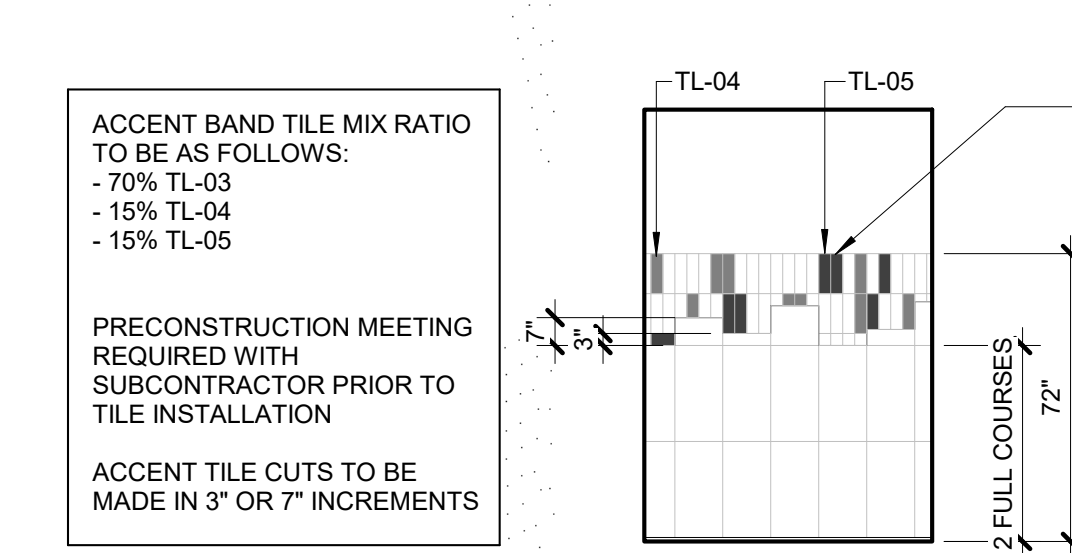
5 WOMEN'S RESTROOM #152 - NORTH ELEVATION  
A-401 1/4" = 1'-0"



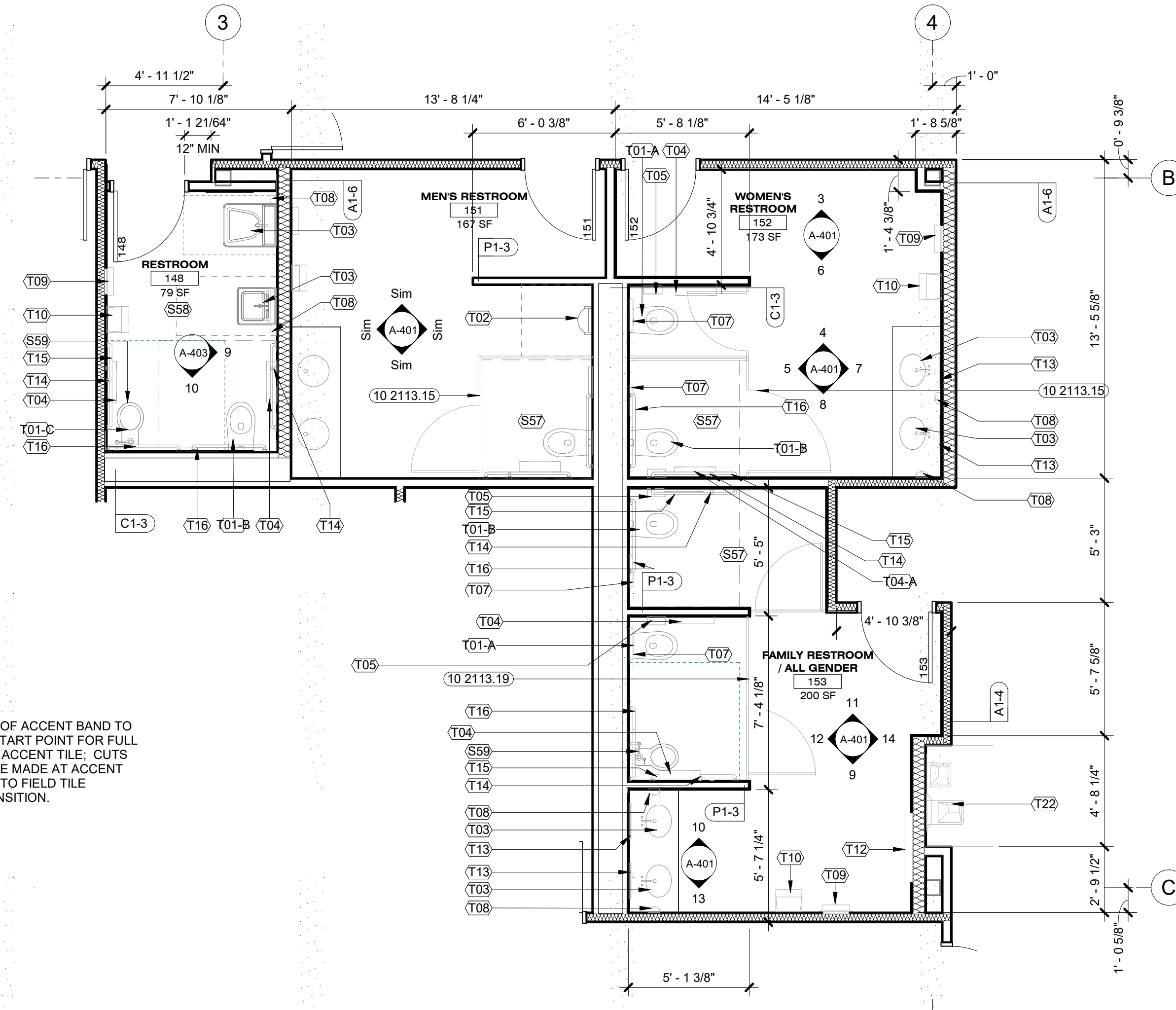
4 WOMEN'S RESTROOM #152 - EAST ELEVATION 2  
A-401 1/4" = 1'-0"



3 WOMEN'S RESTROOM #152 - EAST ELEVATION 1  
A-401 1/4" = 1'-0"



2 FRINGE ACCENT BAND TILE MIX  
A-401 1/4" = 1'-0"



1 ENLARGED FLOOR PLANS RMS #151, #152, #153  
A-401 1/4" = 1'-0"

**GENERAL NOTES: ENLARGED FLOOR PLANS AND INTERIOR ELEVATIONS**

- DO NOT SCALE DRAWINGS. WRITTEN DIMENSIONS SHALL TAKE PRECEDENCE. IF ADDITIONAL DIMENSIONS ARE REQUIRED, CONTACT ARCHITECT.
- CONTRACTOR TO VERIFY ALL FIELD CONDITIONS AND DIMENSIONS AND LAY OUT PROPOSED WORK PRIOR TO CONSTRUCTION IN NEW WORK AREA. REPORT DISCREPANCIES TO ARCHITECT FOR RESOLUTION.
- ALL DIMENSIONS ARE SHOWN TO FACE OF DRYWALL FOR NEW PARTITIONS. FINISH MATERIAL SUCH AS TILE OR FRP IS NOT ACCOUNTED FOR IN GIVEN DIMENSIONS.
- IN THE EVENT OF CONFLICTING OR UNCLEAR INFORMATION, CONTRACTOR SHALL CONTACT ARCHITECT FOR CLARIFICATION.
- ALL WORK SHALL CONFORM TO APPLICABLE CODES. NOTIFY ARCHITECT OF ANY CONDITIONS OR DETAILS WHICH ARE DEEMED TO BE NONCONFORMING.
- COORDINATE WITH ALL OTHER DRAWINGS AND SPECIFICATIONS FOR ADDITIONAL SCOPE.
- FOR ALL EXISTING SURFACES TO REMAIN THAT HAVE BEEN IDENTIFIED TO RECEIVE NEW PAINT: SCRAPE, SPACKLE, PATCH, CLEAN, OR OTHERWISE PREPARE SURFACE TO RECEIVE PAINT WITHOUT NOTICEABLE IMPERFECTION. REFER TO ROOM FINISH LEGEND FOR FLOOR AND WALL FINISHES.
- REFER TO FINISH PLANS FOR EXTENT OF NEW FLOORING.
- DIRECTIONS WHERE NOTED ARE ALWAYS IN REFERENCE TO PLAN NORTH.
- SEE SHEET A-001 FOR WALL AND PARTITION TYPES. PARTITION ARE TYPE P1-4 UON.
- DOOR FRAMES ARE TO BE LOCATED 4" FROM ADJACENT WALL UON.
- SEE SHEET A-400 FOR STANDARD DIMENSIONS AND MOUNTING HEIGHTS.
- SEE A-600 AND INTERIOR ELEVATIONS FOR CASEWORK TYPES.

**FLOOR PLAN LEGEND**

- WALL ASSEMBLY
- EXISTING WALL ASSEMBLY
- OVERHEAD LINE
- FLATSCREEN LOCATION, PROVIDE ELEC. AND DATA CONNECTIONS
- CARD READER LOCATION

**KEYNOTE LEGEND**

KEYNOTE	DESCRIPTION
10 2113.15	REINFORCED COMPOSITE TOILET COMPARTMENTS
10 2113.19	SOLID PLASTIC TOILET COMPARTMENTS

**SHEET NOTES**

NOTE	DESCRIPTION
S57	ACCESSIBLE TOILET STALL; RE: A-400 FOR MOUNTING HEIGHTS AND CLEARANCES
S58	ACCESSIBLE TOILET ROOM; RE: A-400 FOR MOUNTING HEIGHTS AND CLEARANCES
S59	ACCESSIBLE CHILDREN'S TOILET

**TOILET ACCESSORY NOTES**

NOTE	DESCRIPTION
T01-A	TOILET, RE: PLUMB
T01-B	TOILET, ADA; RE: PLUMB
T01-C	TOILET, CHILDREN'S; RE: PLUMB
T01A	
T02	URINAL, RE: PLUMB
T03	SINGLE LAVATORY, RE: PLUMB
T04	TOILET TISSUE DISPENSER
T04-A	TOILET TISSUE DISPENSER
T05	SANITARY NAPKIN DISPOSAL
T06	SANITARY NAPKIN DISPENSER
T07	TOILET SEAT COVER DISPENSER
T08	LIQUID SOAP DISPENSER
T09	PAPER TOWEL DISPENSER
T10	HAND DRYER
T11	WASTE RECEPTACLE
T12	HORIZONTAL BABY CHANGING STATION
T13	TEMPERED SAFETY GLASS MIRROR
T14	18" VERTICAL GRAB BAR
T15	42" GRAB BAR
T16	36" GRAB BAR
T22	SHOWER SEAT



**GENERAL NOTES: ENLARGED FLOOR PLANS AND INTERIOR ELEVATIONS**

- DO NOT SCALE DRAWINGS. WRITTEN DIMENSIONS SHALL TAKE PRECEDENCE. IF ADDITIONAL DIMENSIONS ARE REQUIRED, CONTACT ARCHITECT.
- CONTRACTOR TO VERIFY ALL FIELD CONDITIONS AND DIMENSIONS AND LAY OUT PROPOSED WORK PRIOR TO CONSTRUCTION IN NEW WORK AREA. REPORT DISCREPANCIES TO ARCHITECT FOR RESOLUTION.
- ALL DIMENSIONS ARE SHOWN TO FACE OF DRYWALL FOR NEW PARTITIONS. FINISH MATERIAL SUCH AS TILE OR FRP IS NOT ACCOUNTED FOR IN GIVEN DIMENSIONS.
- IN THE EVENT OF CONFLICTING OR UNCLEAR INFORMATION, CONTRACTOR SHALL CONTACT ARCHITECT FOR CLARIFICATION.
- ALL WORK SHALL CONFORM TO APPLICABLE CODES. NOTIFY ARCHITECT OF ANY CONDITIONS OR DETAILS WHICH ARE DEEMED TO BE NONCONFORMING.
- COORDINATE WITH ALL OTHER DRAWINGS AND SPECIFICATIONS FOR ADDITIONAL SCOPE.
- FOR ALL EXISTING SURFACES TO REMAIN THAT HAVE BEEN IDENTIFIED TO RECEIVE NEW PAINT: SCRAPER, SPOCKLE, PATCH, CLEAN, OR OTHERWISE PREPARE SURFACE TO RECEIVE PAINT WITHOUT NOTICEABLE IMPERFECTION. REFER TO ROOM FINISH LEGEND FOR FLOOR AND WALL FINISHES.
- REFER TO FINISH PLANS FOR EXTENT OF NEW FLOORING.
- DIRECTIONS WHERE NOTED ARE ALWAYS IN REFERENCE TO PLAN NORTH.
- SEE SHEET A-001 FOR WALL AND PARTITION TYPES. PARTITION ARE TYPE P1-4 UON
- DOOR FRAMES ARE TO BE LOCATED 4" FROM ADJACENT WALL UON.
- SEE SHEET A-400 FOR STANDARD DIMENSIONS AND MOUNTING HEIGHTS.
- SEE A-600 AND INTERIOR ELEVATIONS FOR CASEWORK TYPES.

**FLOOR PLAN LEGEND**

- WALL ASSEMBLY
- EXISTING WALL ASSEMBLY
- OVERHEAD LINE
- FLATSCREEN LOCATION, PROVIDE ELEC. AND DATA CONNECTIONS
- CARD READER LOCATION

**KEYNOTE LEGEND**

KEYNOTE	DESCRIPTION
10 2113.15	REINFORCED COMPOSITE TOILET COMPARTMENTS
10 2113.19	SOLID PLASTIC TOILET COMPARTMENTS

**SHEET NOTES**

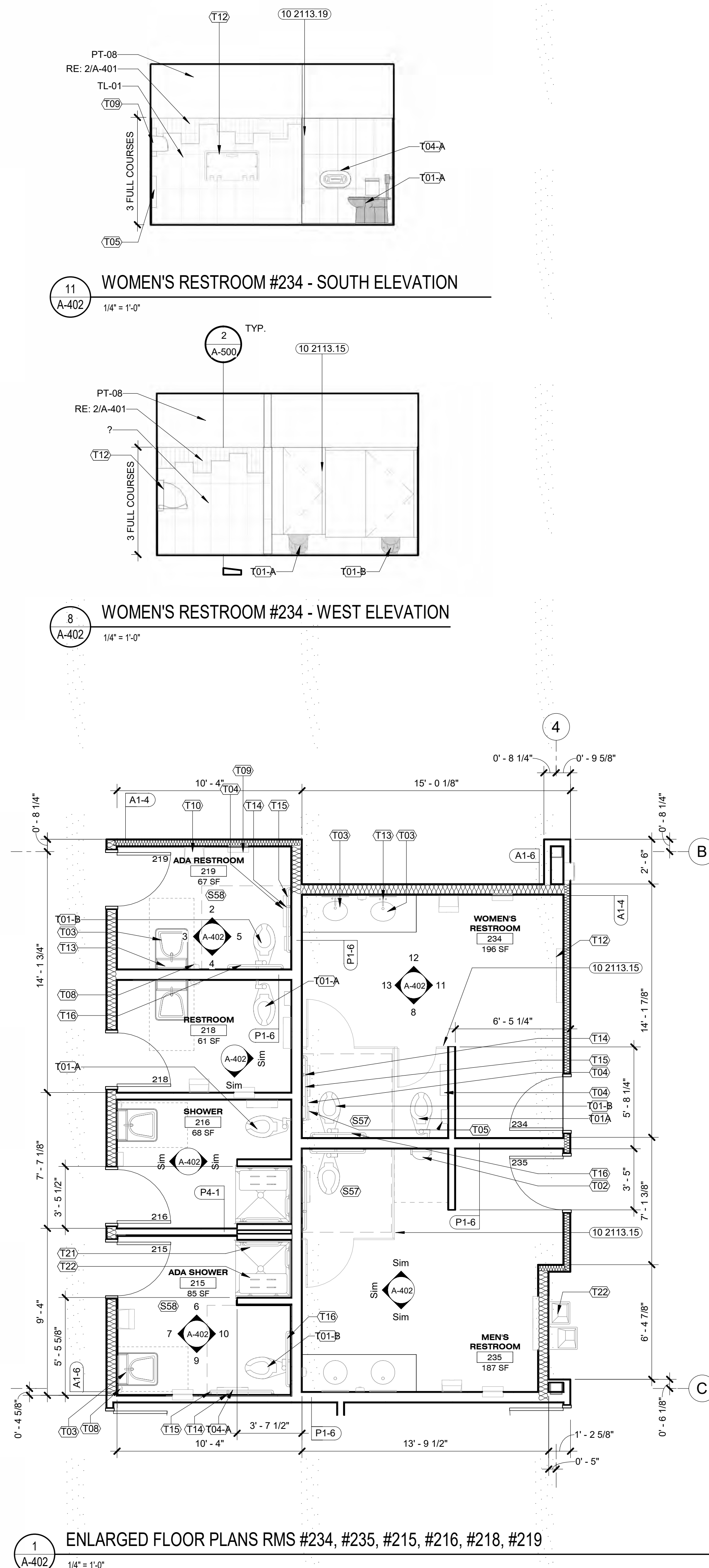
NOTE	DESCRIPTION
S57	ACCESSIBLE TOILET STALL; RE: A-400 FOR MOUNTING HEIGHTS AND CLEARANCES
S58	ACCESSIBLE TOILET ROOM; RE: A-400 FOR MOUNTING HEIGHTS AND CLEARANCES

**TOILET ACCESSORY NOTES**

NOTE	DESCRIPTION
T01-A	TOILET, RE: PLUMB
T01-B	TOILET, ADA; RE: PLUMB
T01A	
T02	URINAL, RE: PLUMB
T03	SINGLE LAVATORY, RE: PLUMB
T04	TOILET TISSUE DISPENSER
T04-A	TOILET TISSUE DISPENSER
T05	SANITARY NAPKIN DISPOSAL
T07	TOILET SEAT COVER DISPENSER
T08	LIQUID SOAP DISPENSER
T09	PAPER TOWEL DISPENSER
T10	HAND DRYER
T12	HORIZONTAL BABY CHANGING STATION
T13	TEMPERED SAFETY GLASS MIRROR
T14	18" VERTICAL GRAB BAR
T15	42" GRAB BAR
T16	36" GRAB BAR
T21	SHOWER ROD
T22	SHOWER SEAT

RESTROOMS - ENLARGED PLANS AND ELEVATIONS

**A-402**



1 ENLARGED FLOOR PLANS RMS #234, #235, #215, #216, #218, #219

1/4" = 1'-0"

11 WOMEN'S RESTROOM #234 - SOUTH ELEVATION

1/4" = 1'-0"

8 WOMEN'S RESTROOM #234 - WEST ELEVATION

1/4" = 1'-0"

12 WOMEN'S RESTROOM #234 - EAST ELEVATION

1/4" = 1'-0"

9 ADA SHOWER #215 - WEST ELEVATION

1/4" = 1'-0"

6 ADA SHOWER #215 - EAST ELEVATION

1/4" = 1'-0"

4 ADA RESTROOM #219 - WEST ELEVATION

1/4" = 1'-0"

2 ADA RESTROOM #219 - EAST ELEVATION

1/4" = 1'-0"

13 WOMEN'S RESTROOM #234 - NORTH ELEVATION

1/4" = 1'-0"

10 ADA SHOWER #215 - SOUTH ELEVATION

1/4" = 1'-0"

7 ADA SHOWER #215 - NORTH ELEVATION

1/4" = 1'-0"

5 ADA RESTROOM #219 - SOUTH ELEVATION

1/4" = 1'-0"

3 ADA RESTROOM #219 - NORTH ELEVATION

1/4" = 1'-0"

**GENERAL NOTES: ENLARGED FLOOR PLANS AND INTERIOR ELEVATIONS**

- DO NOT SCALE DRAWINGS. WRITTEN DIMENSIONS SHALL TAKE PRECEDENCE. IF ADDITIONAL DIMENSIONS ARE REQUIRED, CONTACT ARCHITECT.
- CONTRACTOR TO VERIFY ALL FIELD CONDITIONS AND DIMENSIONS AND LAY OUT PROPOSED WORK PRIOR TO CONSTRUCTION IN NEW WORK AREA. REPORT DISCREPANCIES TO ARCHITECT FOR RESOLUTION.
- ALL DIMENSIONS ARE SHOWN TO FACE OF DRYWALL FOR NEW PARTITIONS. FINISH MATERIAL SUCH AS TILE OR FRP IS NOT ACCOUNTED FOR IN GIVEN DIMENSIONS.
- IN THE EVENT OF CONFLICTING OR UNCLEAR INFORMATION, CONTRACTOR SHALL CONTACT ARCHITECT FOR CLARIFICATION.
- ALL WORK SHALL CONFORM TO APPLICABLE CODES. NOTIFY ARCHITECT OF ANY CONDITIONS OR DETAILS WHICH ARE DEEMED TO BE NONCONFORMING.
- COORDINATE WITH ALL OTHER DRAWINGS AND SPECIFICATIONS FOR ADDITIONAL SCOPE.
- FOR ALL EXISTING SURFACES TO REMAIN THAT HAVE BEEN IDENTIFIED TO RECEIVE NEW PAINT: SCRAPE, SPACKLE, PATCH, CLEAN, OR OTHERWISE PREPARE SURFACE TO RECEIVE PAINT WITHOUT NOTICEABLE IMPERFECTION. REFER TO ROOM FINISH LEGEND FOR FLOOR AND WALL FINISHES.
- REFER TO FINISH PLANS FOR EXTENT OF NEW FLOORING.
- DIRECTIONS WHERE NOTED ARE ALWAYS IN REFERENCE TO PLAN NORTH.
- SEE SHEET A-001 FOR WALL AND PARTITION TYPES. PARTITION ARE TYPE P1-4 UON.
- DOOR FRAMES ARE TO BE LOCATED 4" FROM ADJACENT WALL, UON.
- SEE SHEET A-400 FOR STANDARD DIMENSIONS AND MOUNTING HEIGHTS.
- SEE A-600 AND INTERIOR ELEVATIONS FOR CASEWORK TYPES.

**FLOOR PLAN LEGEND**

- WALL ASSEMBLY
- EXISTING WALL ASSEMBLY
- - - OVERHEAD LINE
- TV FLATSCREEN LOCATION, PROVIDE ELEC. AND DATA CONNECTIONS
- CR CARD READER LOCATION

**KEYNOTE LEGEND**

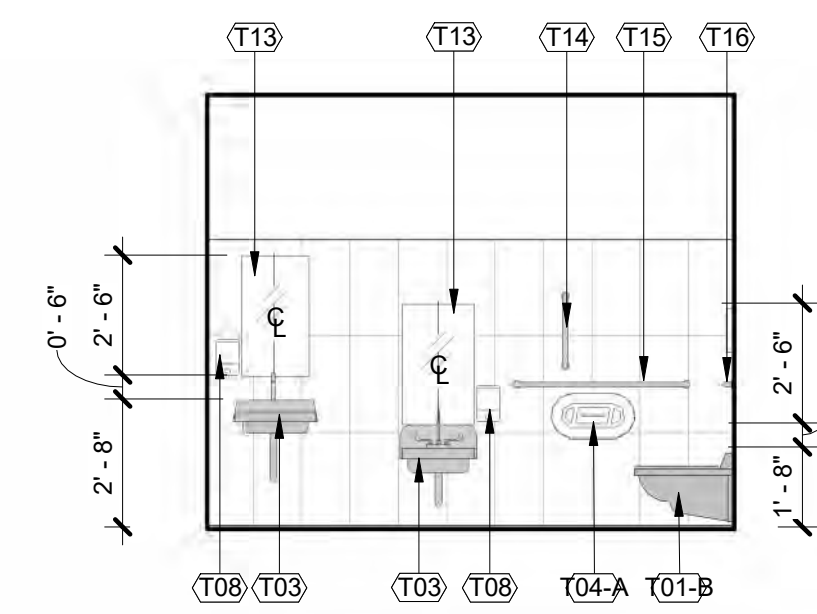
KEYNOTE	DESCRIPTION
---------	-------------

**SHEET NOTES**

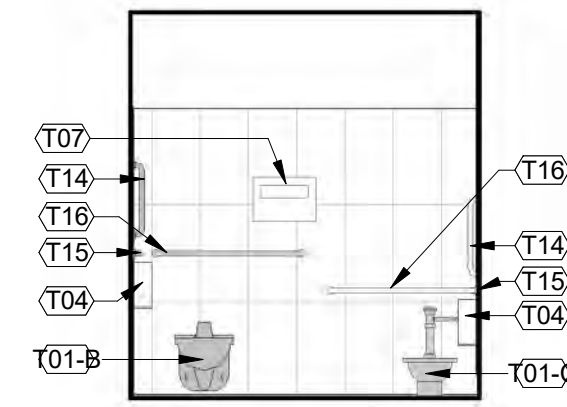
NOTE	DESCRIPTION
S58	ACCESSIBLE TOILET ROOM; RE: A-400 FOR MOUNTING HEIGHTS AND CLEARANCES

**TOILET ACCESSORY NOTES**

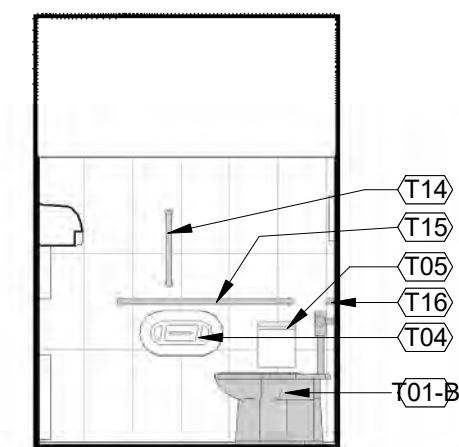
NOTE	DESCRIPTION
T01-B	TOILET, ADA; RE: PLUMB
T01-C	TOILET, CHILDREN'S; RE: PLUMB
T03	SINGLE LAVATORY, RE: PLUMB
T04	TOILET TISSUE DISPENSER
T04-A	TOILET TISSUE DISPENSER
T05	SANITARY NAPKIN DISPOSAL
T07	TOILET SEAT COVER DISPENSER
T08	LIQUID SOAP DISPENSER
T09	PAPER TOWEL DISPENSER
T10	HAND DRYER
T13	TEMPERED SAFETY GLASS MIRROR
T14	18" VERTICAL GRAB BAR
T15	42" GRAB BAR
T16	36" GRAB BAR
T17	



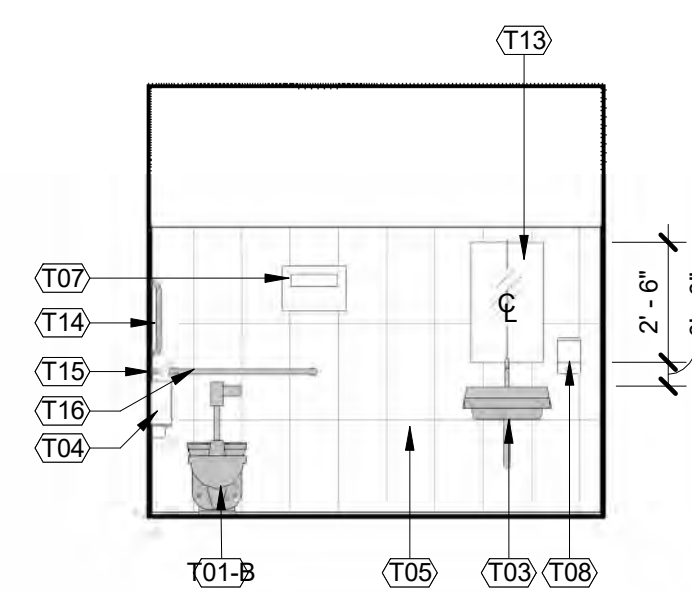
9 RESTROOM #148 - SOUTH ELEVATION  
A-403 1/4" = 1'-0"



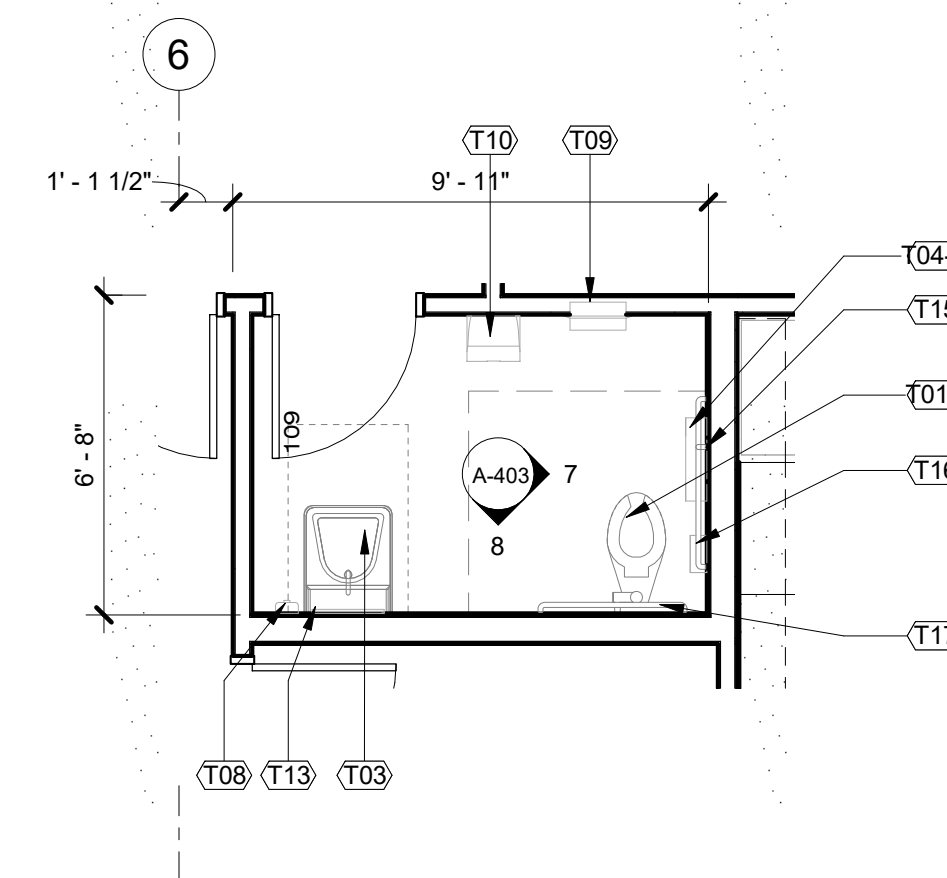
10 RESTROOM #148 - WEST ELEVATION  
A-403 1/4" = 1'-0"



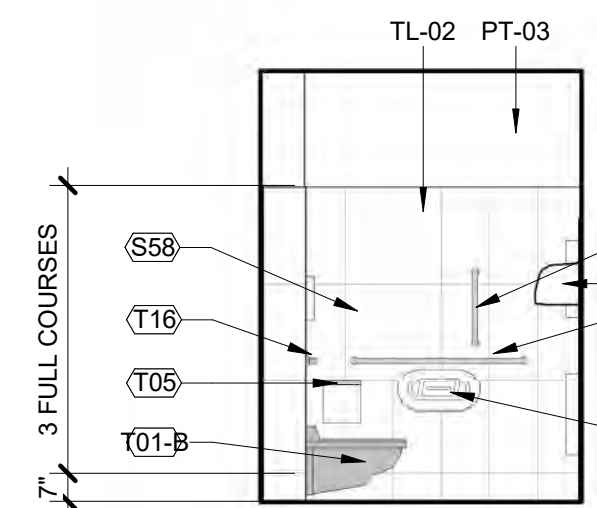
7 RESTROOM RM #109 - SOUTH ELEVATION  
A-403 1/4" = 1'-0"



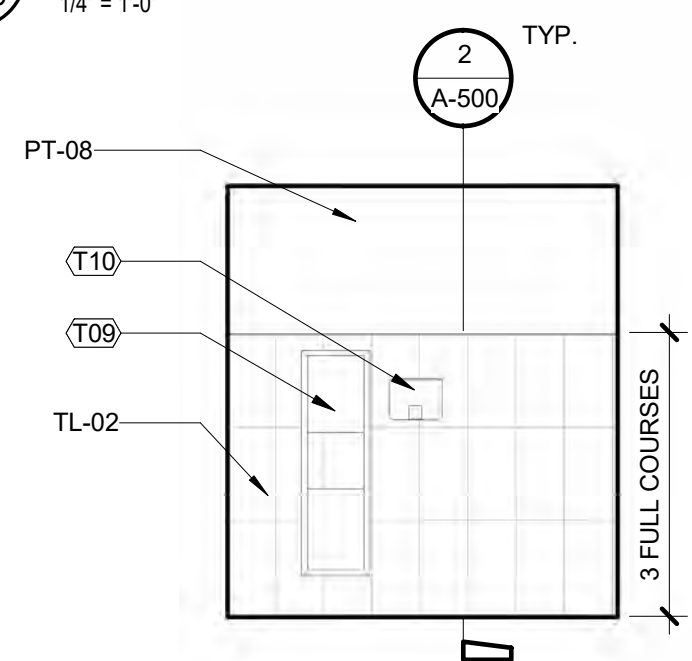
8 RESTROOM RM #109 - WEST ELEVATION  
A-403 1/4" = 1'-0"



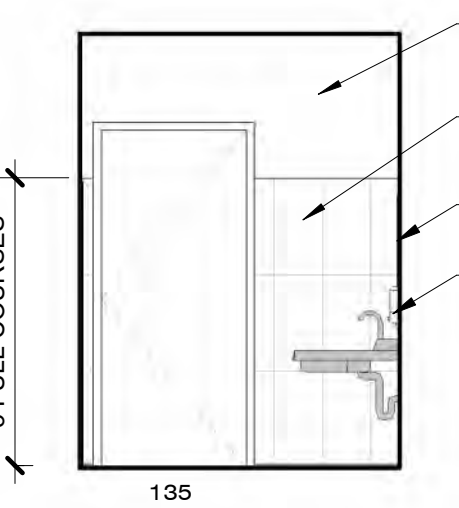
6 ENLARGED FLOOR PLAN RESTROOM RM #109  
A-403 1/4" = 1'-0"



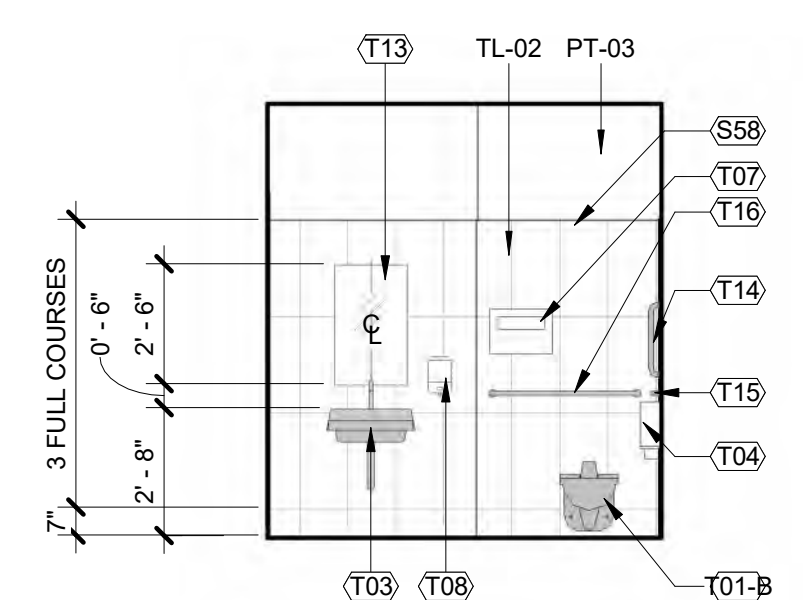
4 RESTROOM #135 - SOUTH ELEVATION  
A-403 1/4" = 1'-0"



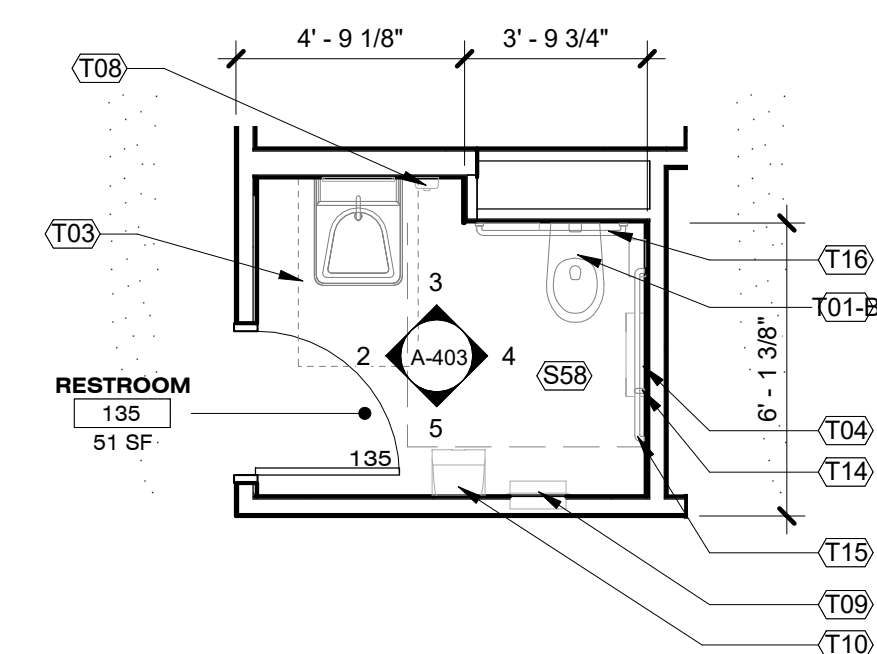
5 RESTROOM #135 - WEST ELEVATION  
A-403 1/4" = 1'-0"



2 RESTROOM #135 - NORTH ELEVATION  
A-403 1/4" = 1'-0"



3 RESTROOM #135 - EAST ELEVATION  
A-403 1/4" = 1'-0"



1 ENLARGED FLOOR PLAN RESTROOM RM #135  
A-403 1/4" = 1'-0"

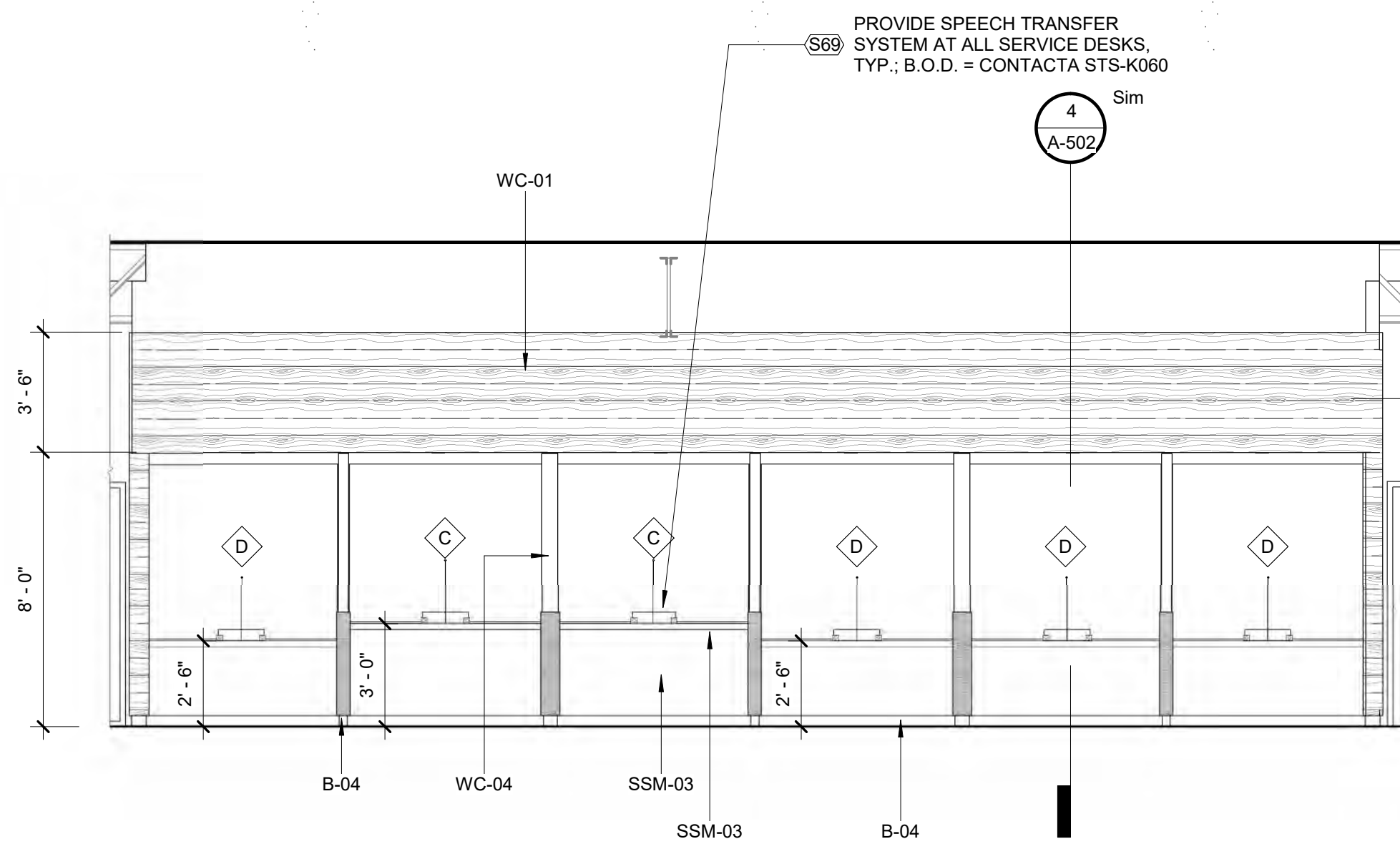


**GENERAL NOTES: ENLARGED FLOOR PLANS AND INTERIOR ELEVATIONS**

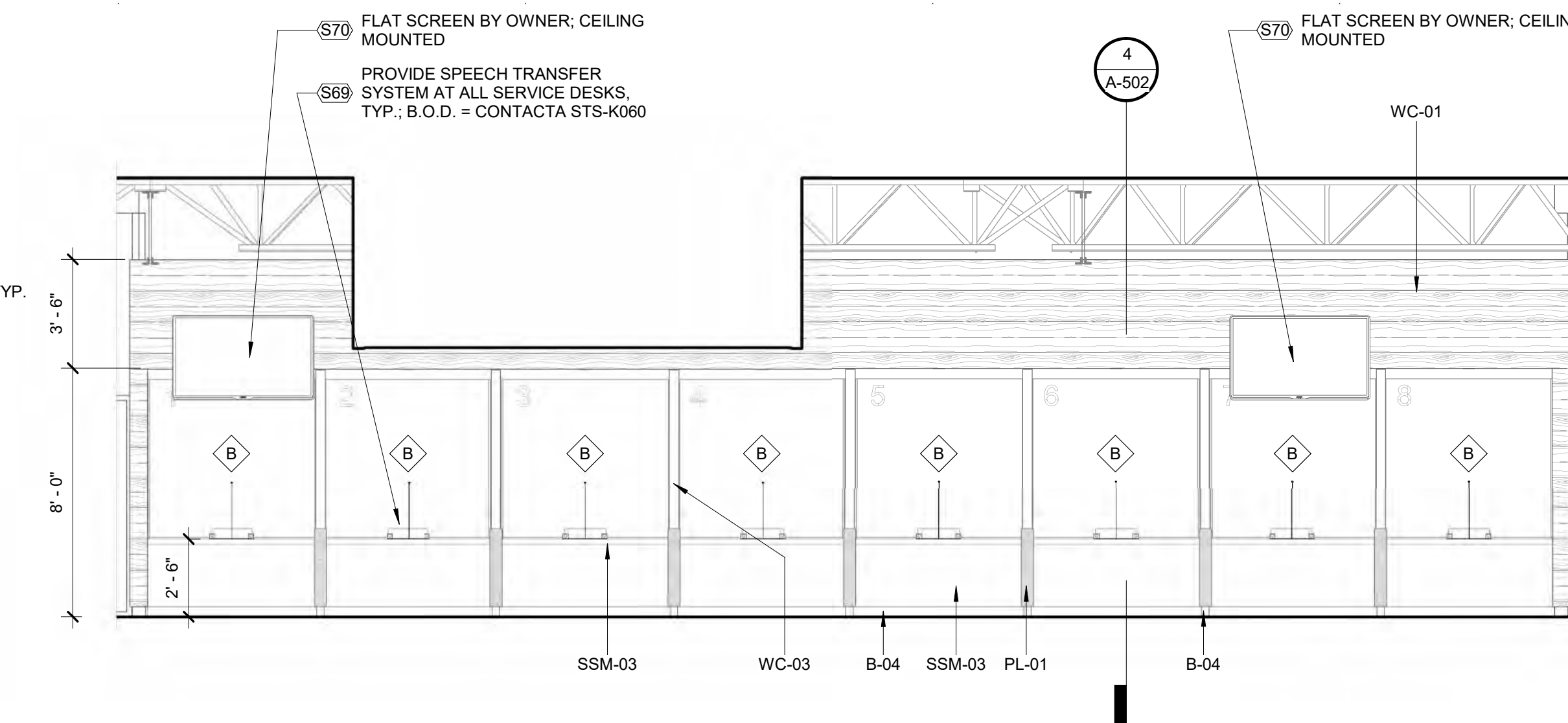
- DO NOT SCALE DRAWINGS. WRITTEN DIMENSIONS SHALL TAKE PRECEDENCE. IF ADDITIONAL DIMENSIONS ARE REQUIRED, CONTACT ARCHITECT.
- CONTRACTOR TO VERIFY ALL FIELD CONDITIONS AND DIMENSIONS AND LAY OUT PROPOSED WORK PRIOR TO CONSTRUCTION IN NEW WORK AREA. REPORT DISCREPANCIES TO ARCHITECT FOR RESOLUTION.
- ALL DIMENSIONS ARE SHOWN TO FACE OF DRYWALL FOR NEW PARTITIONS. FINISH MATERIAL SUCH AS TILE OR FRP IS NOT ACCOUNTED FOR IN GIVEN DIMENSIONS.
- IN THE EVENT OF CONFLICTING OR UNCLEAR INFORMATION, CONTRACTOR SHALL CONTACT ARCHITECT FOR CLARIFICATION.
- ALL WORK SHALL CONFORM TO APPLICABLE CODES. NOTIFY ARCHITECT OF ANY CONDITIONS OR DETAILS WHICH ARE DEEMED TO BE NONCONFORMING.
- COORDINATE WITH ALL OTHER DRAWINGS AND SPECIFICATIONS FOR ADDITIONAL SCOPE.
- FOR ALL EXISTING SURFACES TO REMAIN THAT HAVE BEEN IDENTIFIED TO RECEIVE NEW PAINT: SCRAPE, SPACKLE, PATCH, CLEAN, OR OTHERWISE PREPARE SURFACE TO RECEIVE PAINT WITHOUT NOTICEABLE IMPERFECTION. REFER TO ROOM FINISH LEGEND FOR FLOOR AND WALL FINISHES.
- REFER TO FINISH PLANS FOR EXTENT OF NEW FLOORING.
- DIRECTIONS WHERE NOTED ARE ALWAYS IN REFERENCE TO PLAN NORTH.
- SEE SHEET A-001 FOR WALL AND PARTITION TYPES. PARTITION ARE TYPE P1-4 UON.
- DOOR FRAMES ARE TO BE LOCATED 4" FROM ADJACENT WALL UON.
- SEE SHEET A-400 FOR STANDARD DIMENSIONS AND MOUNTING HEIGHTS.
- SEE A-600 AND INTERIOR ELEVATIONS FOR CASEWORK TYPES.

**FLOOR PLAN LEGEND**

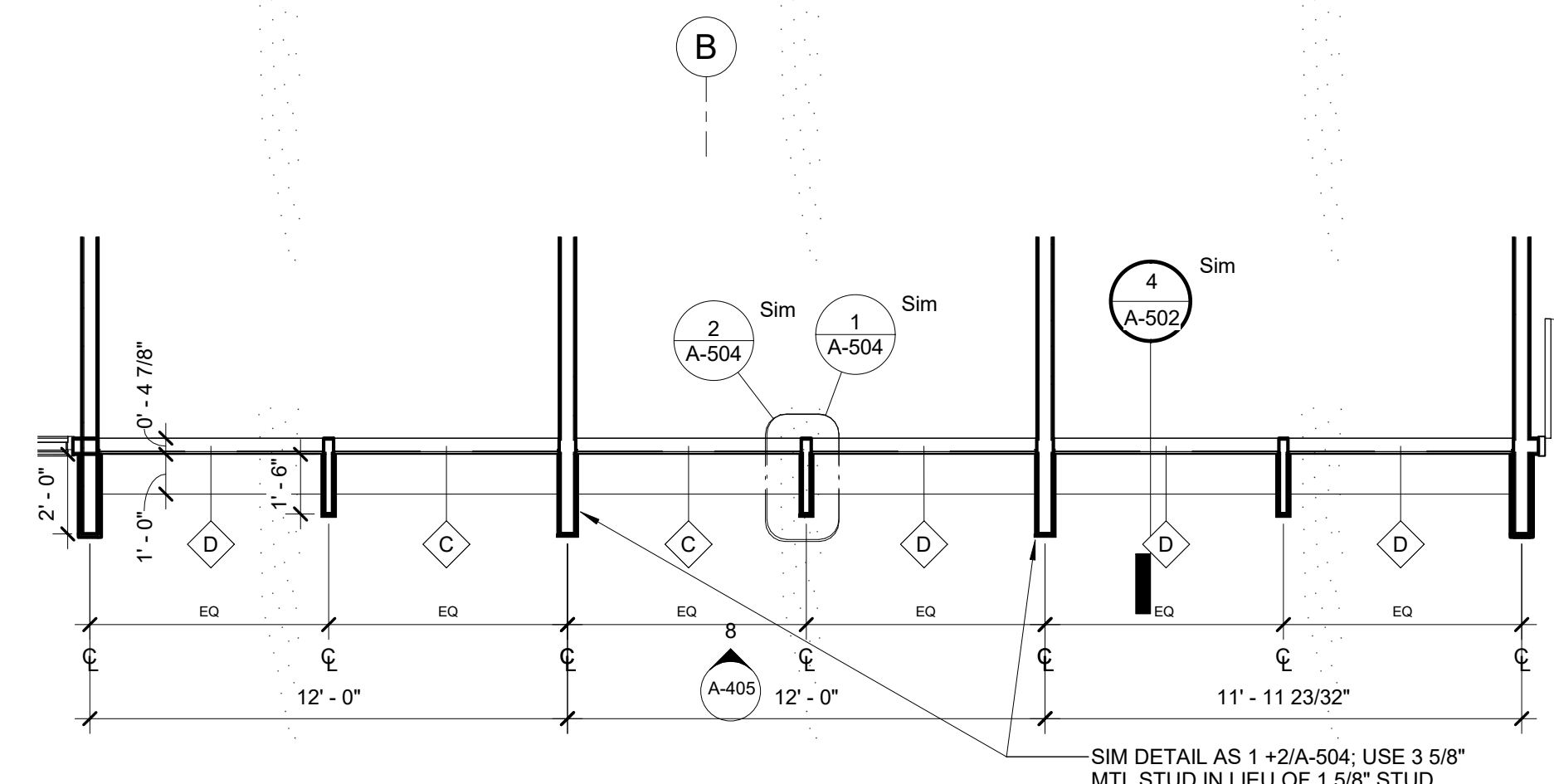
- WALL ASSEMBLY
- EXISTING WALL ASSEMBLY
- OVERHEAD LINE
- FLATSCREEN LOCATION, PROVIDE ELEC. AND DATA CONNECTIONS
- CARD READER LOCATION



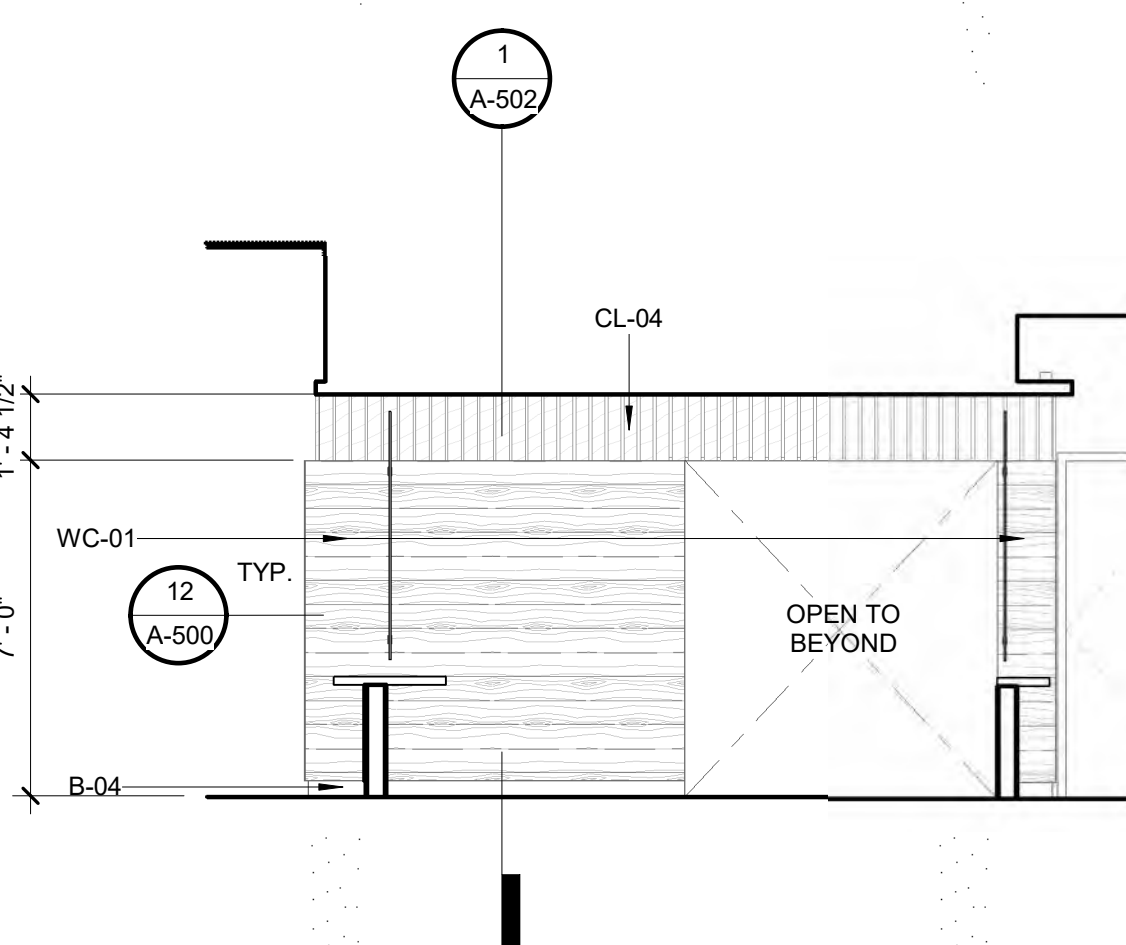
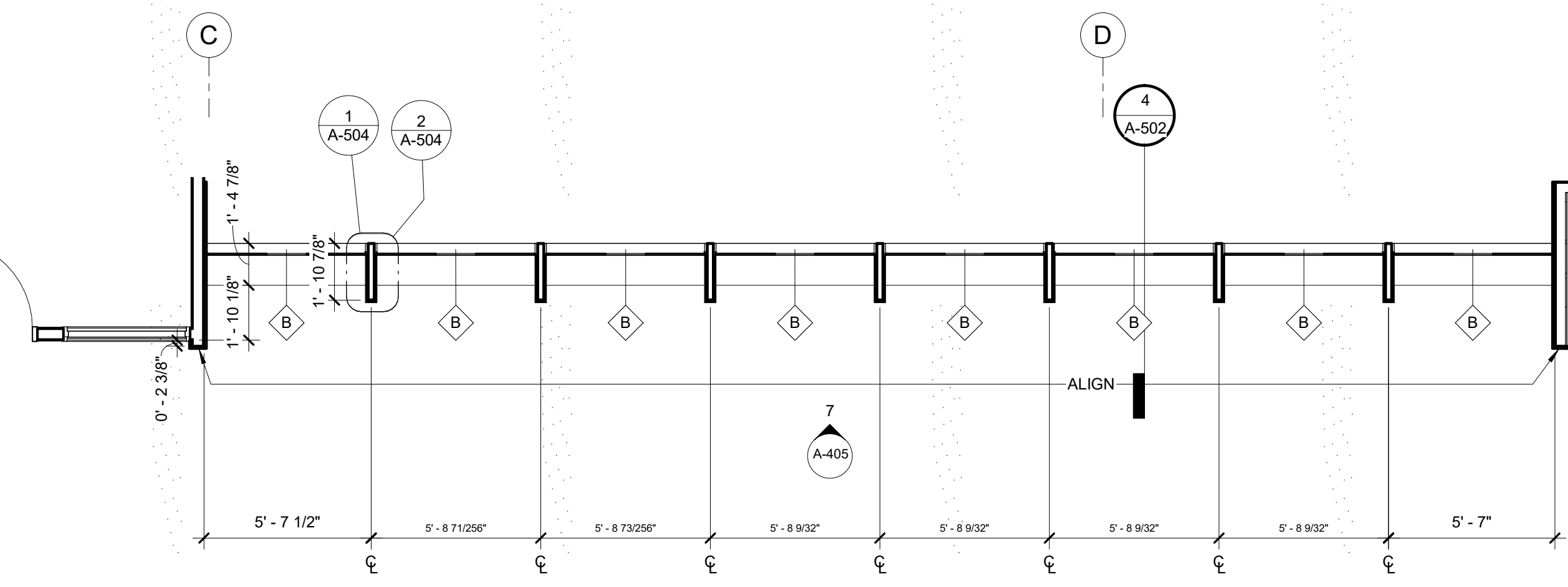
**8 CUSTOMER SERVICE DESKS - INT. ELEVATION**  
A-405 1/4" = 1'-0"



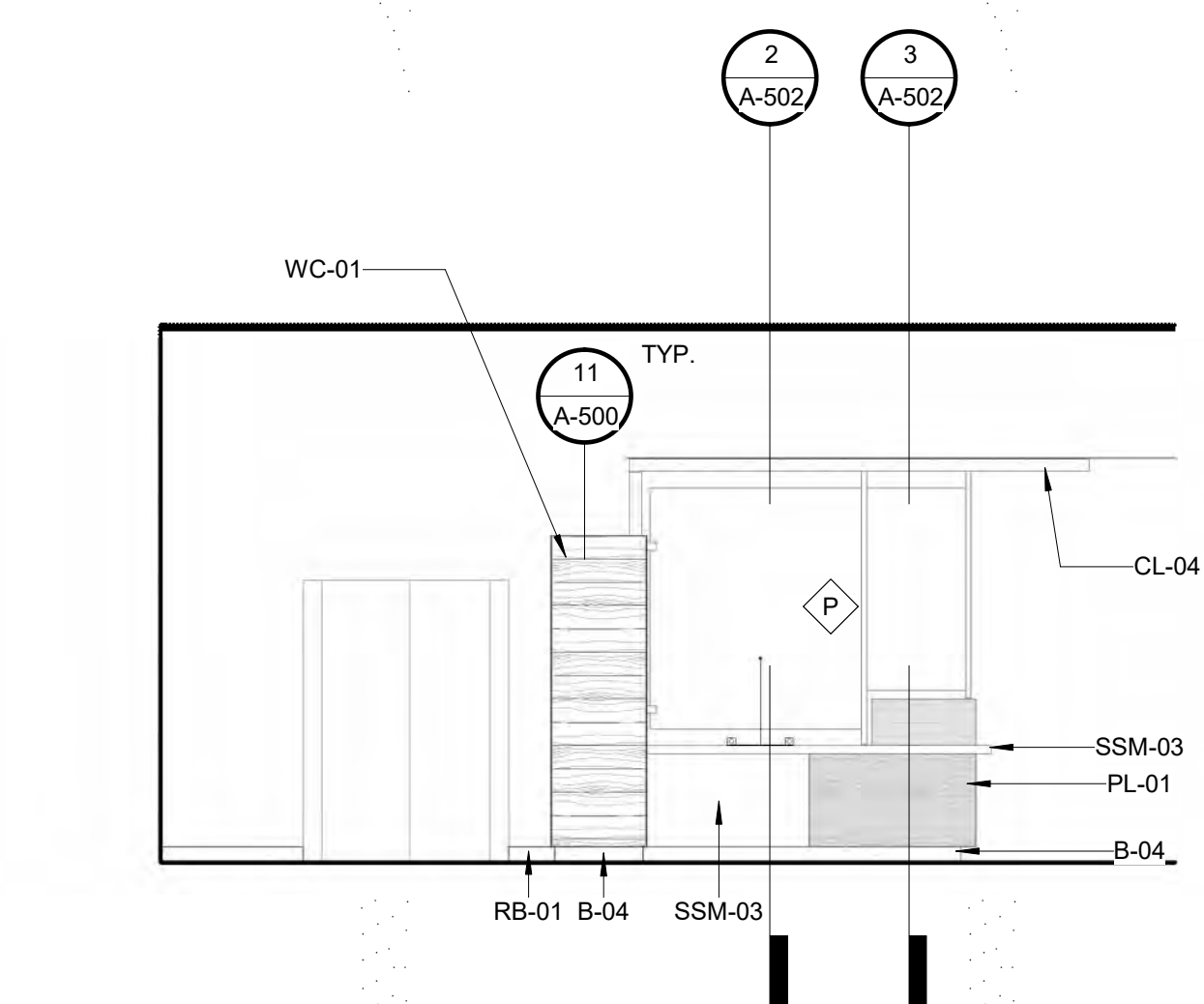
**7 MOTOR VEHICLES SERVICE DESKS - INT. ELEVATION**  
A-405 1/4" = 1'-0"



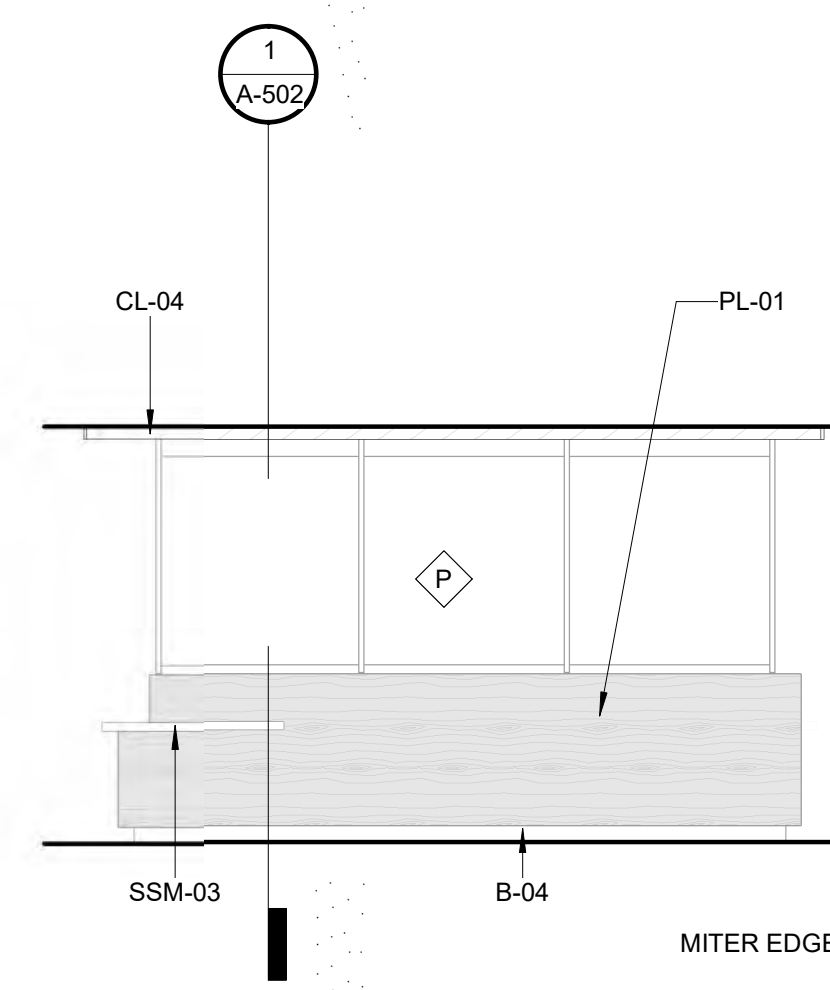
**6 ENLARGED PLAN AT SERVICE DESKS**  
A-405 1/4" = 1'-0"



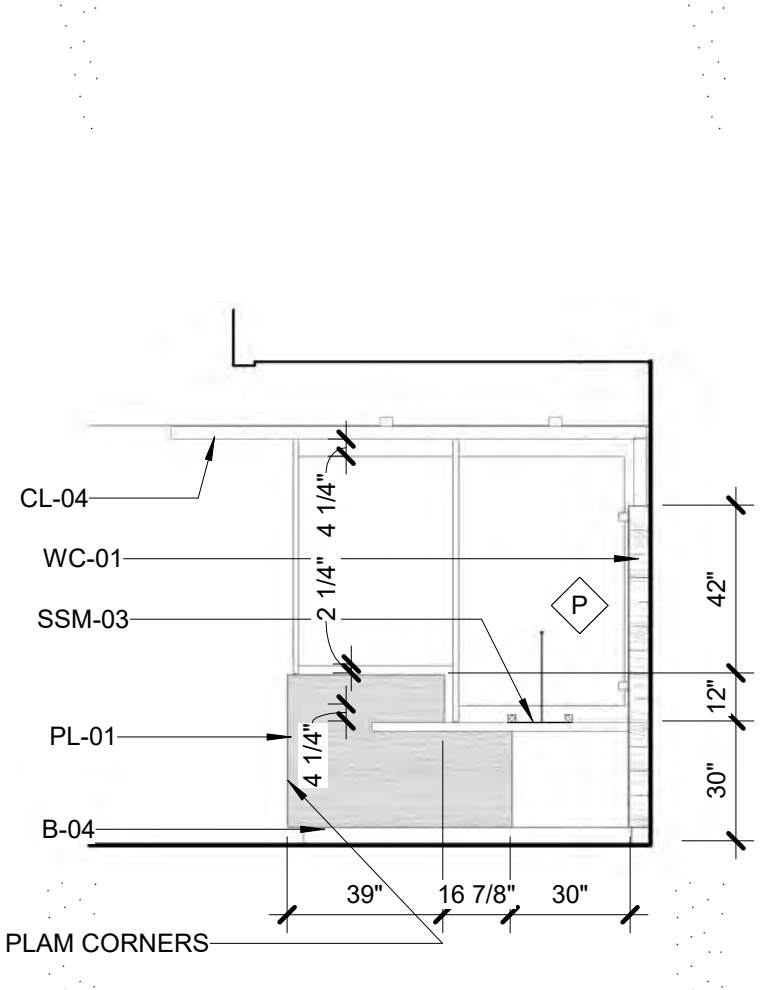
**5 FRONT DESK - BACK WALL - SOUTH ELEVATION**  
A-405 1/4" = 1'-0"



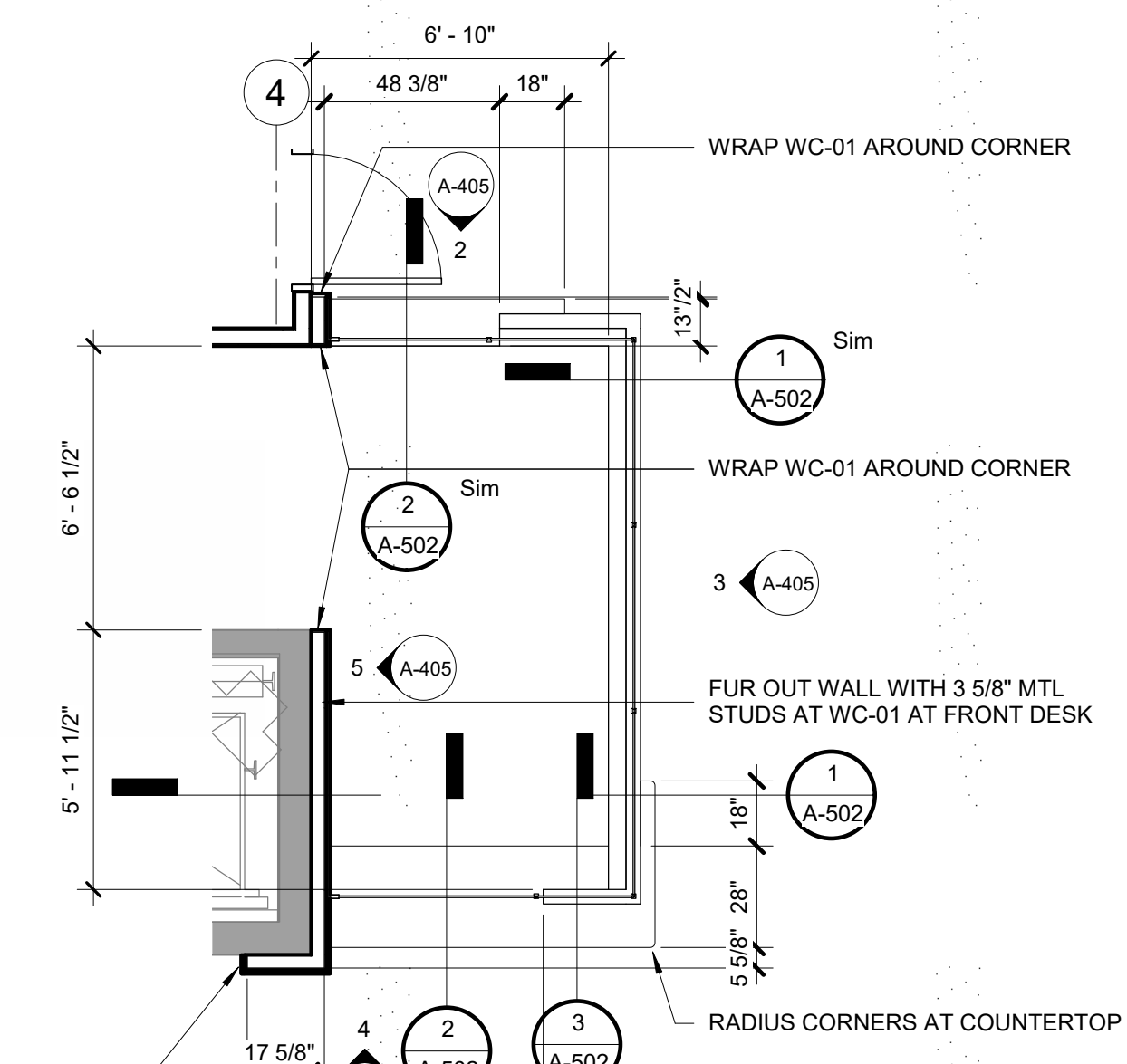
**4 FRONT DESK - WEST ELEVATION**  
A-405 1/4" = 1'-0"



**3 FRONT DESK - SOUTH ELEVATION**  
A-405 1/4" = 1'-0"

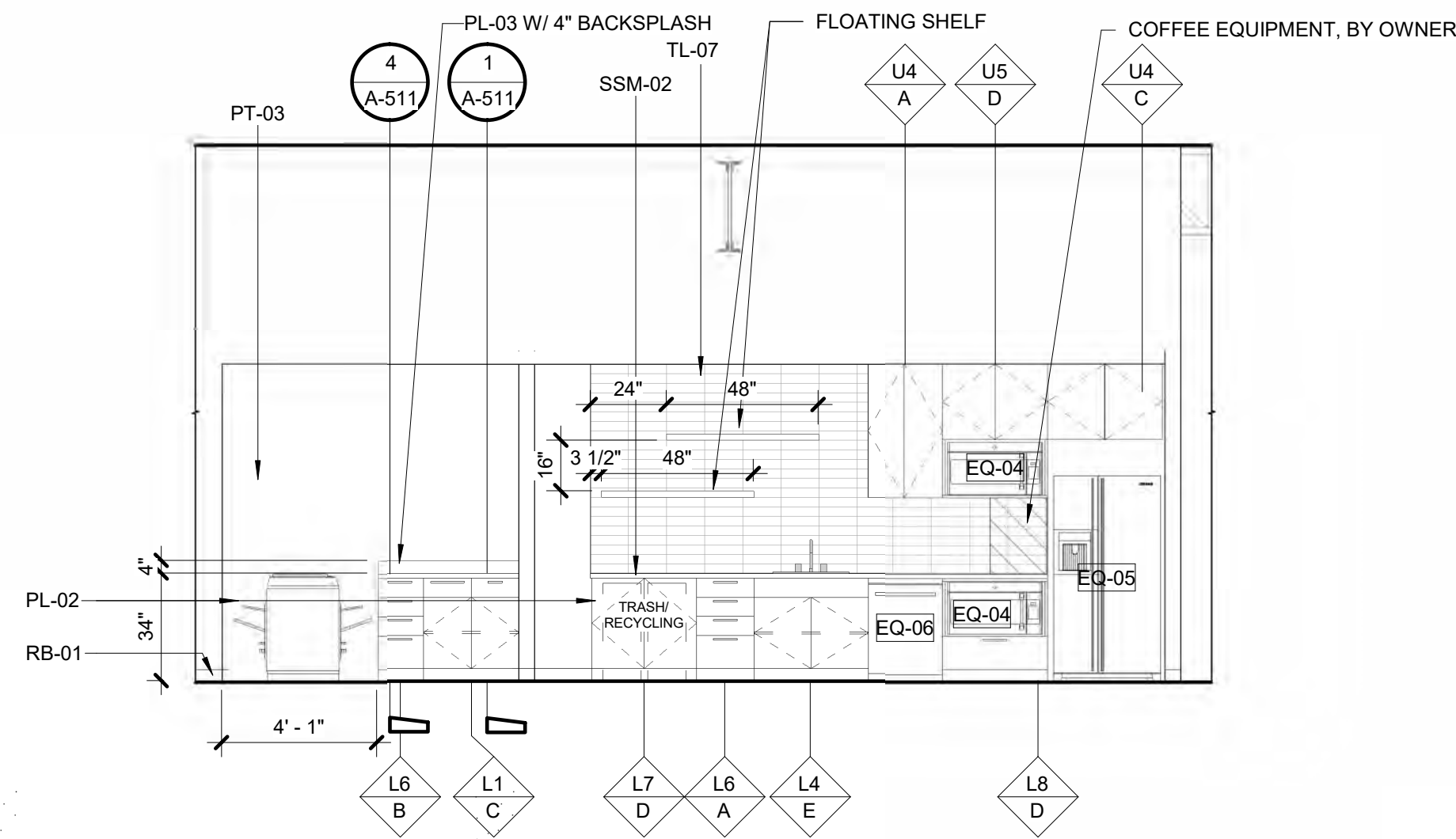


**2 FRONT DESK - EAST ELEVATION**  
A-405 1/4" = 1'-0"

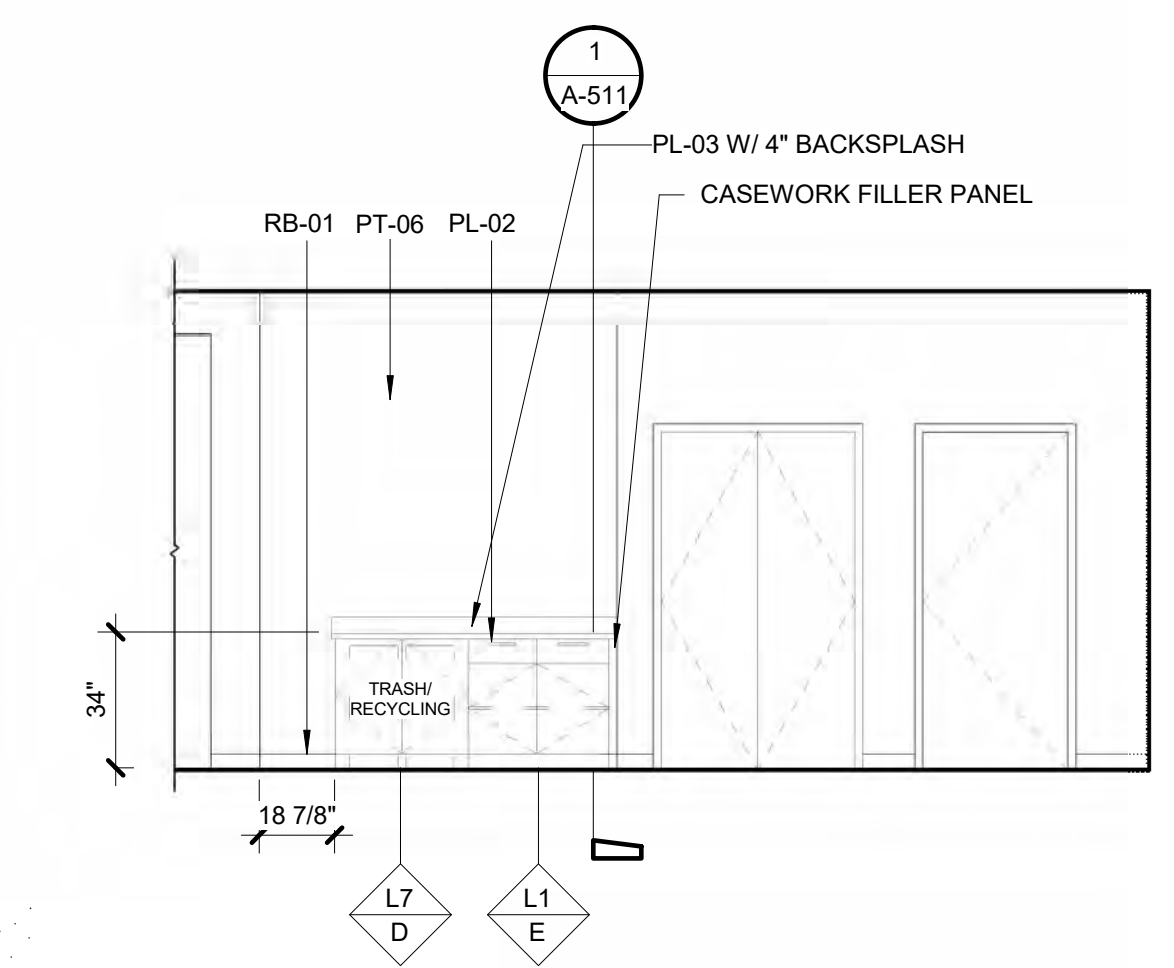


**1 ENLARGED PLAN AT FRONT DESK**  
A-405 1/4" = 1'-0"

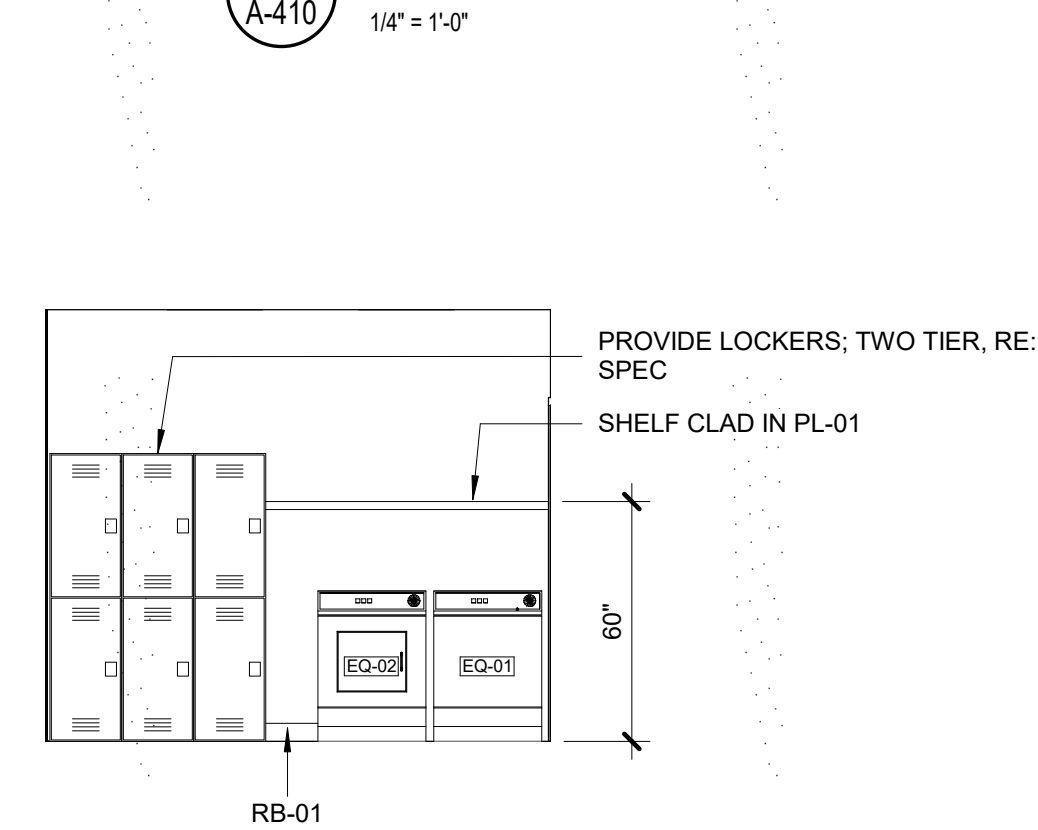




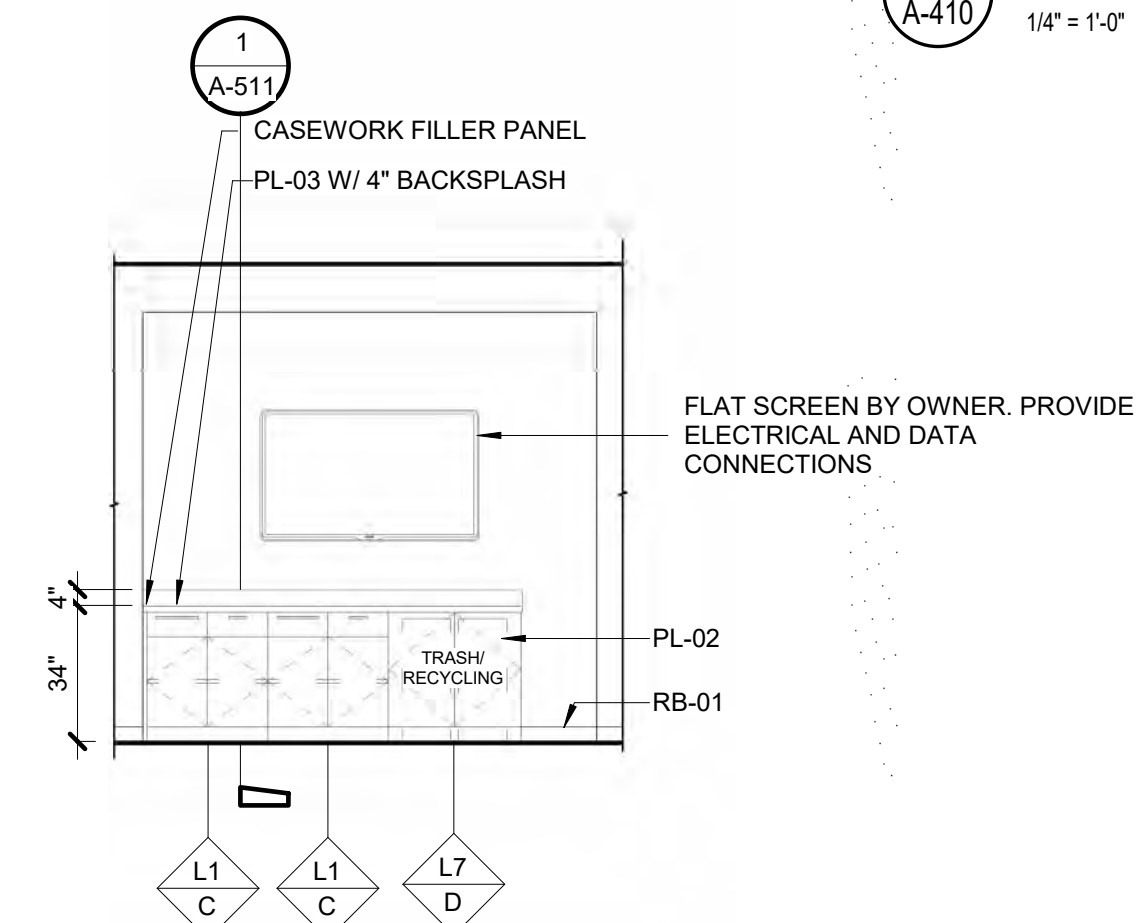
10 OPEN OFFICE RM #106 - NORTH ELEVATION  
1/4" = 1'-0"



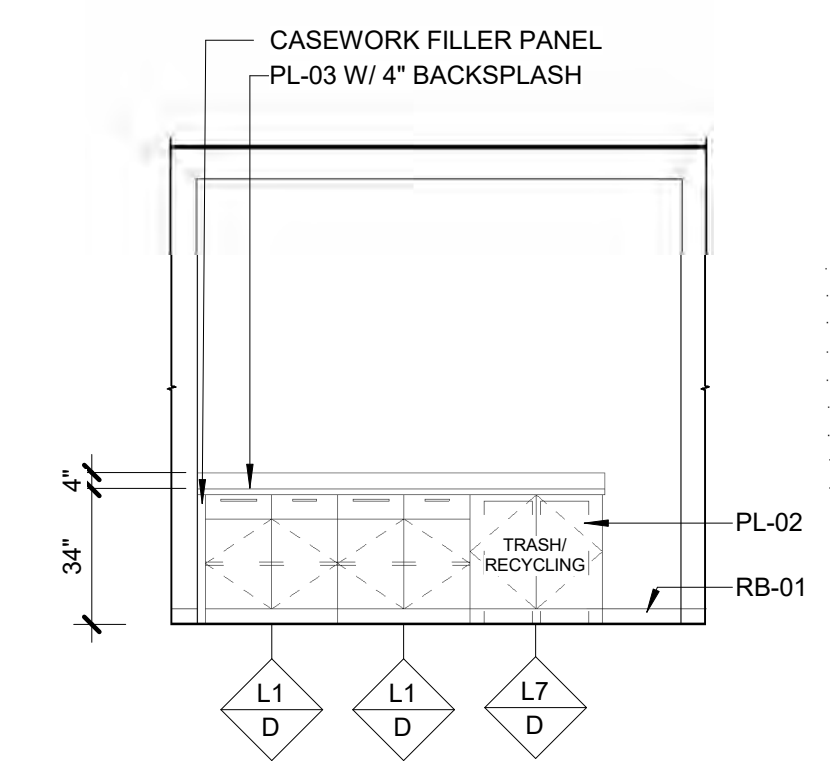
9 MOTOR VEHICLES #103- EAST ELEVATION  
1/4" = 1'-0"



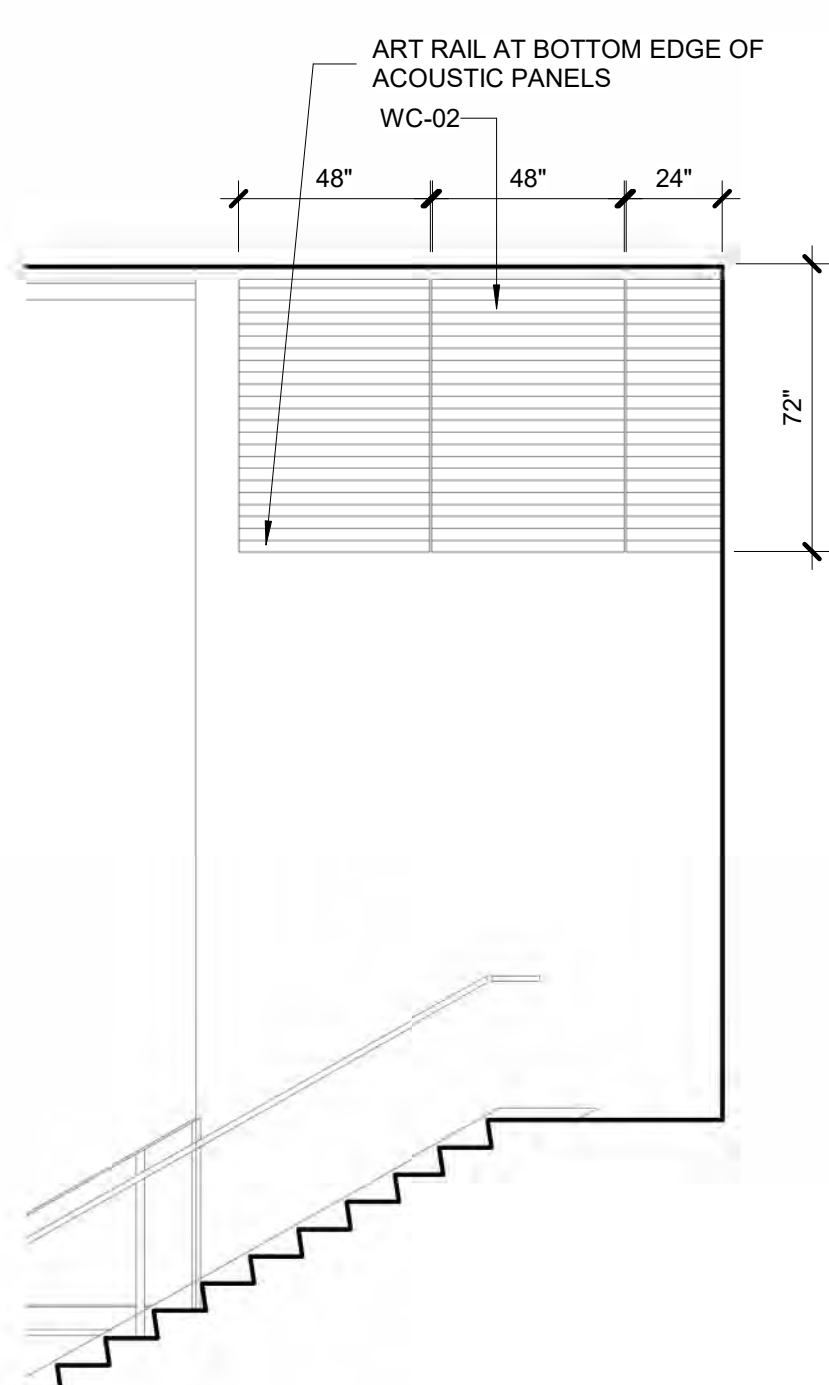
8 HHS LAUNDRY / STOR. RM #130 - EAST ELEVATION  
1/4" = 1'-0"



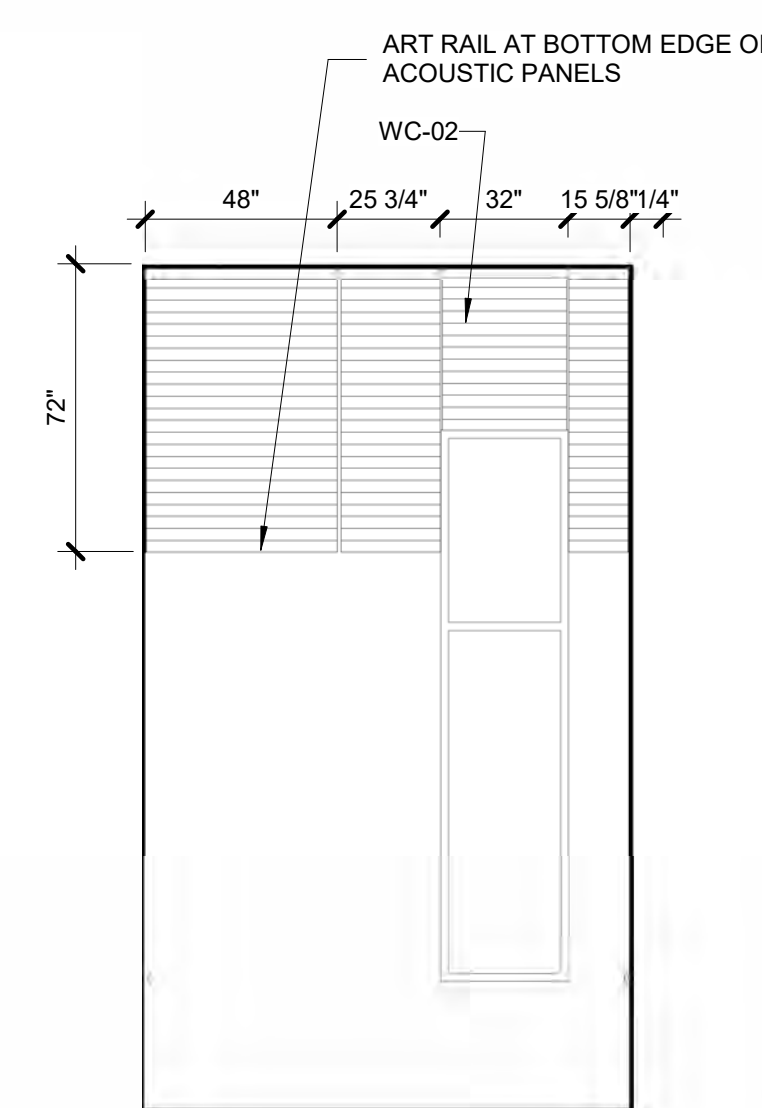
7 TRAINING RM #132 - SOUTH ELEVATION  
1/4" = 1'-0"



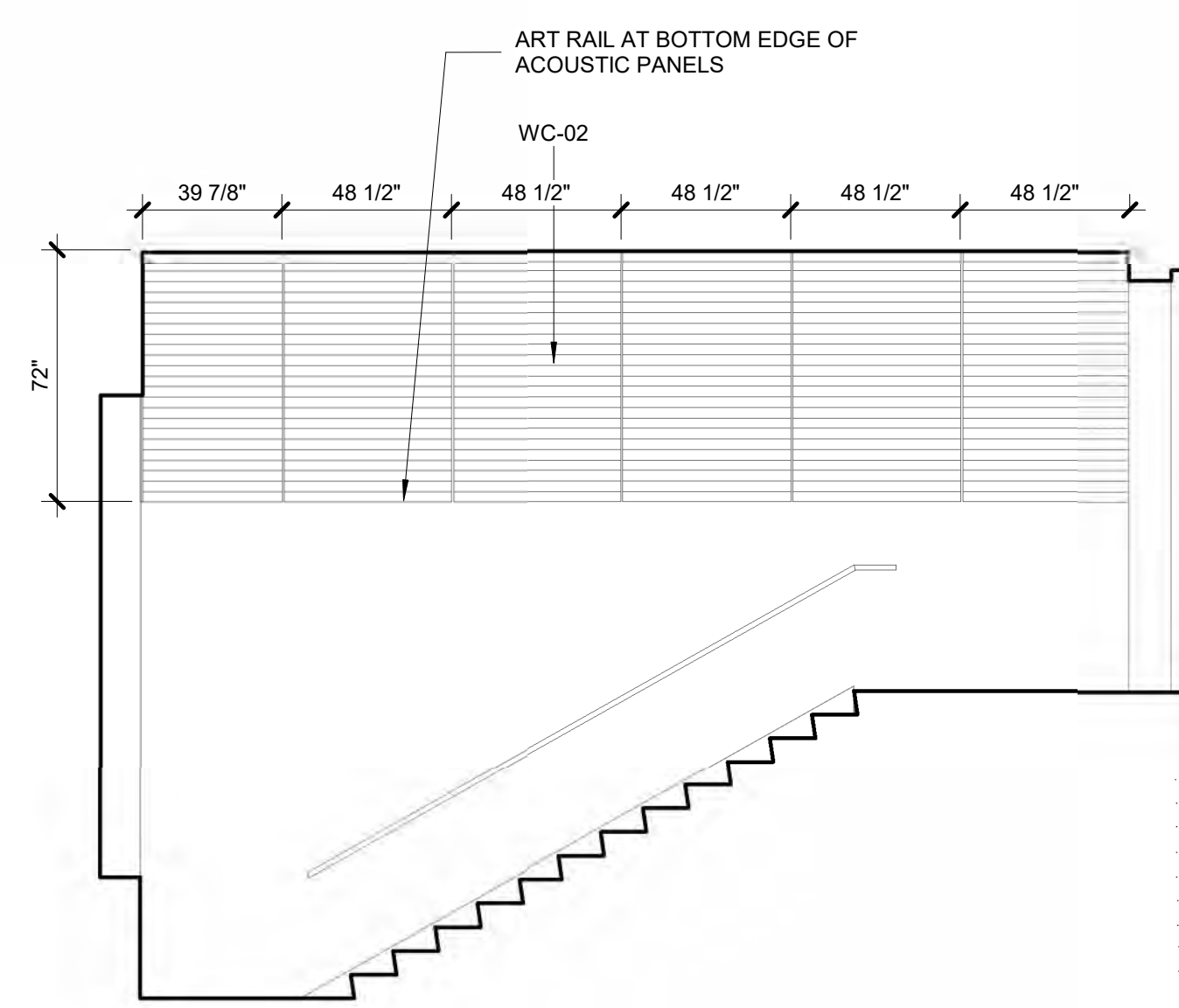
6 TRAINING RM #131 - SOUTH ELEVATION  
1/4" = 1'-0"



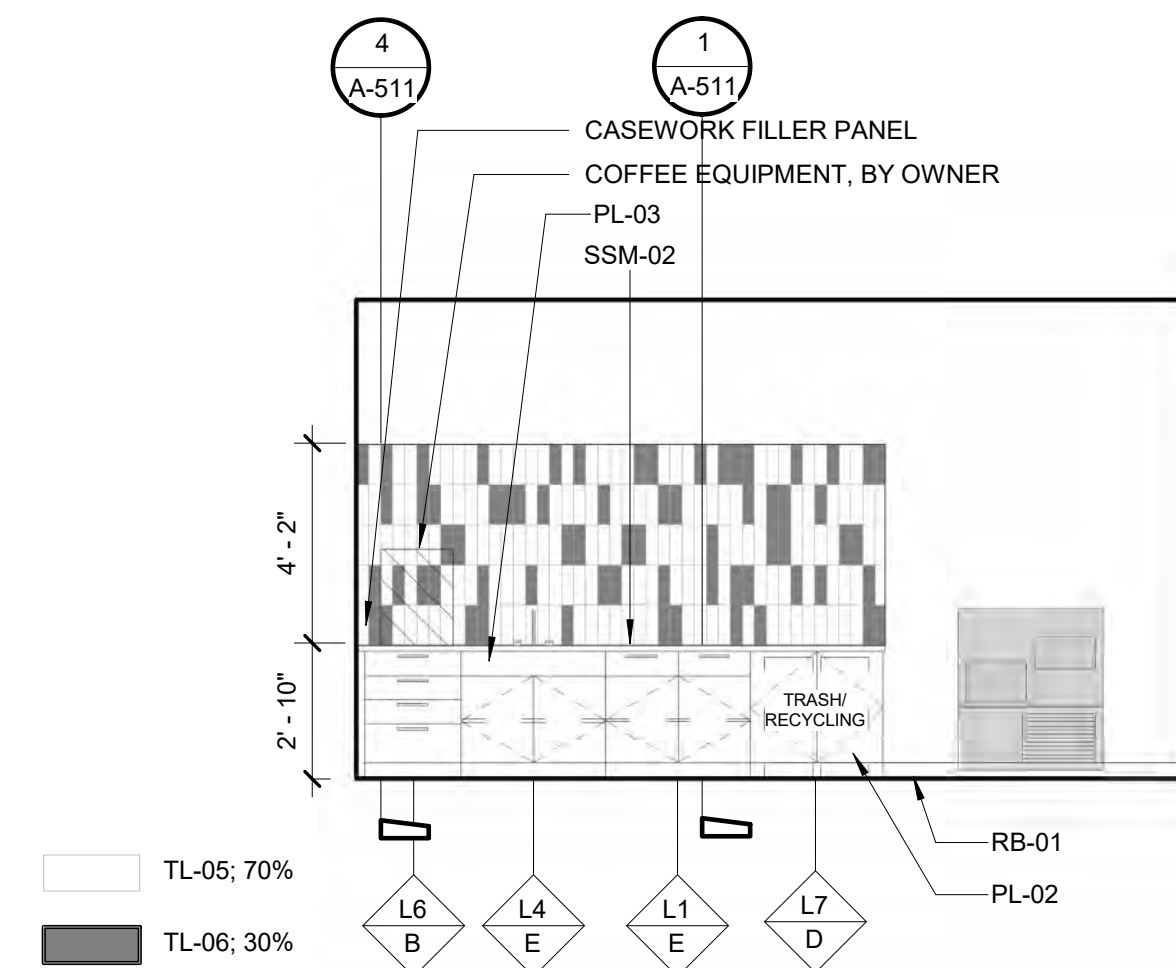
3 (E) STAIR 1 - SOUTH ELEVATION  
1/4" = 1'-0"



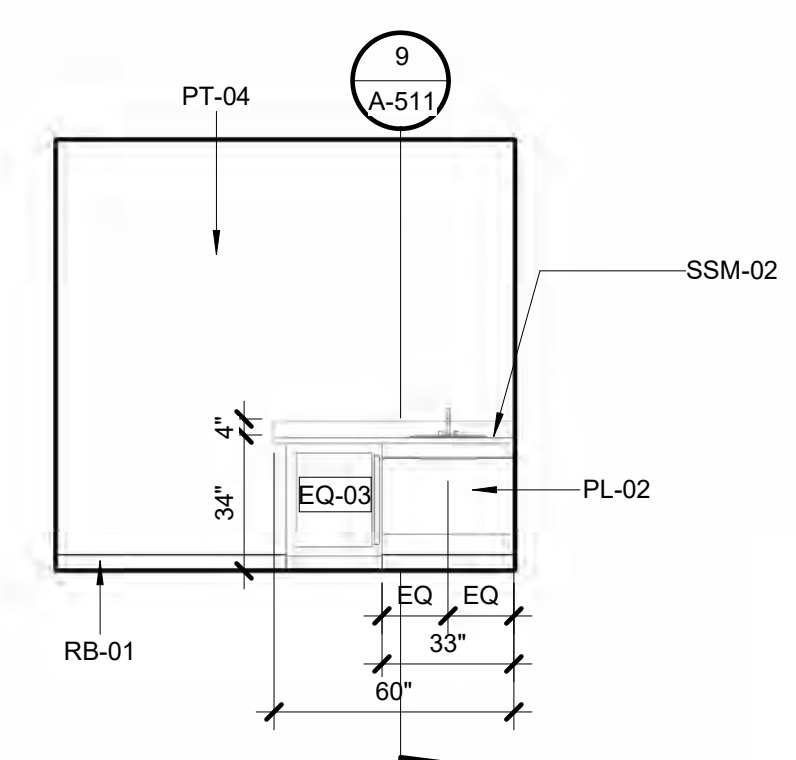
2 (E) STAIR 1 - WEST ELEVATION  
1/4" = 1'-0"



1 (E) STAIR 1 - NORTH ELEVATION  
1/4" = 1'-0"

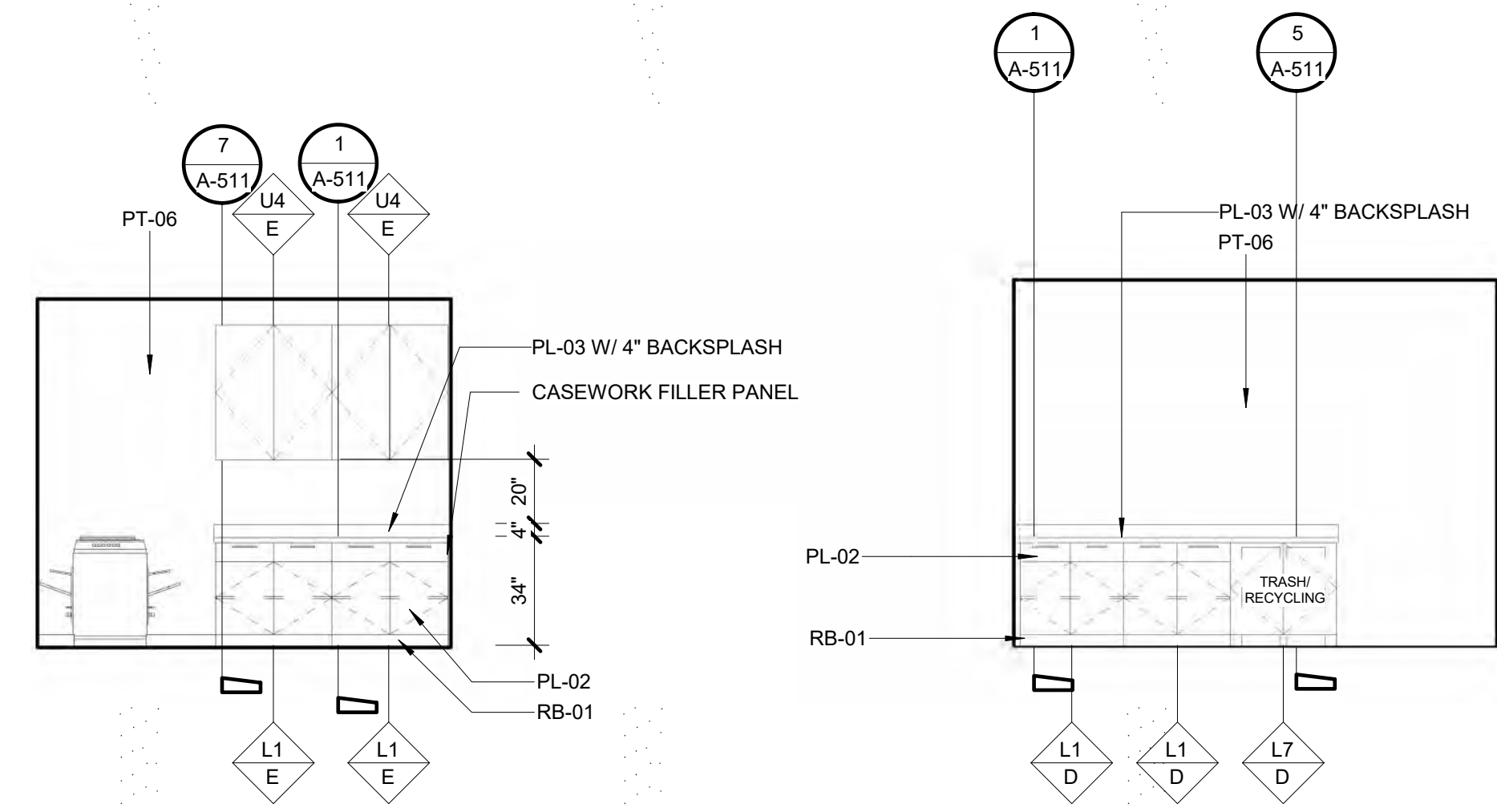


5 OPEN LOUNGE #134 - SOUTH ELEVATION  
1/4" = 1'-0"



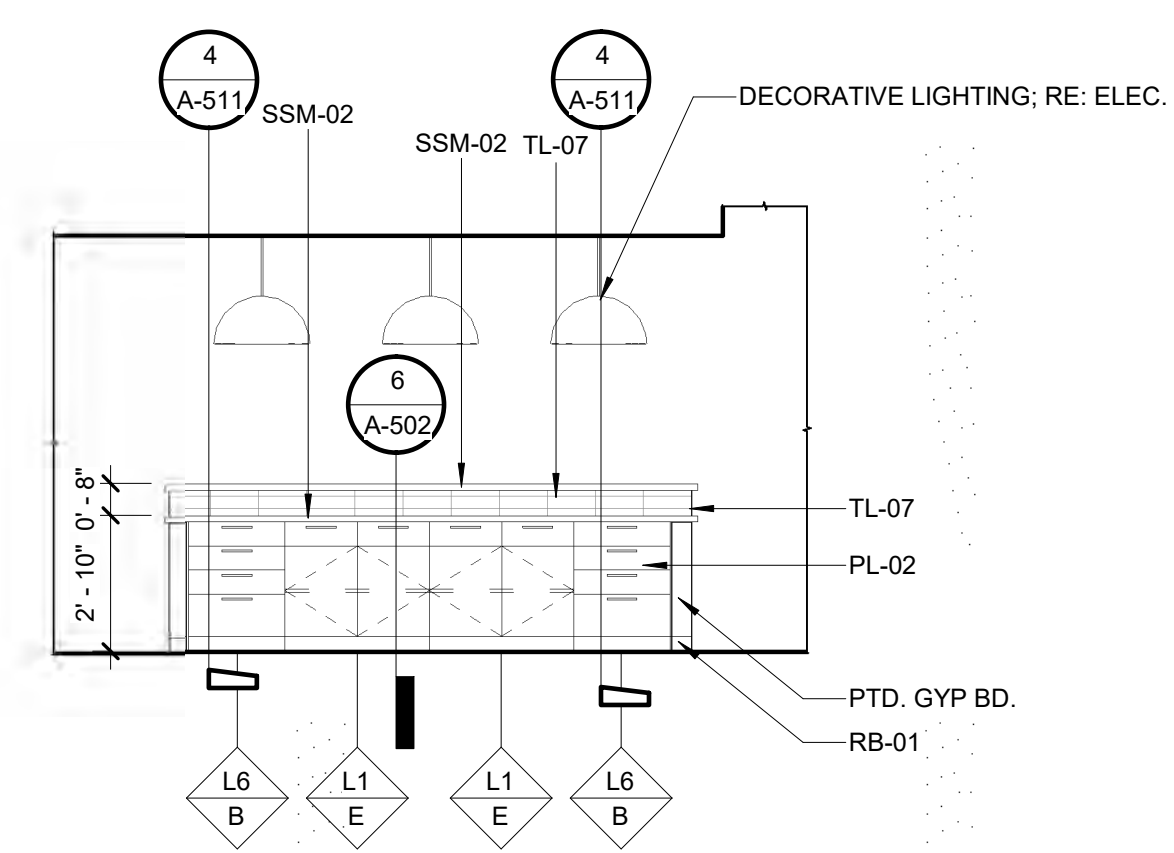
4 WELLNESS ROOM #138 - EAST ELEVATION  
1/4" = 1'-0"

TL-05: 70%  
TL-06: 30%

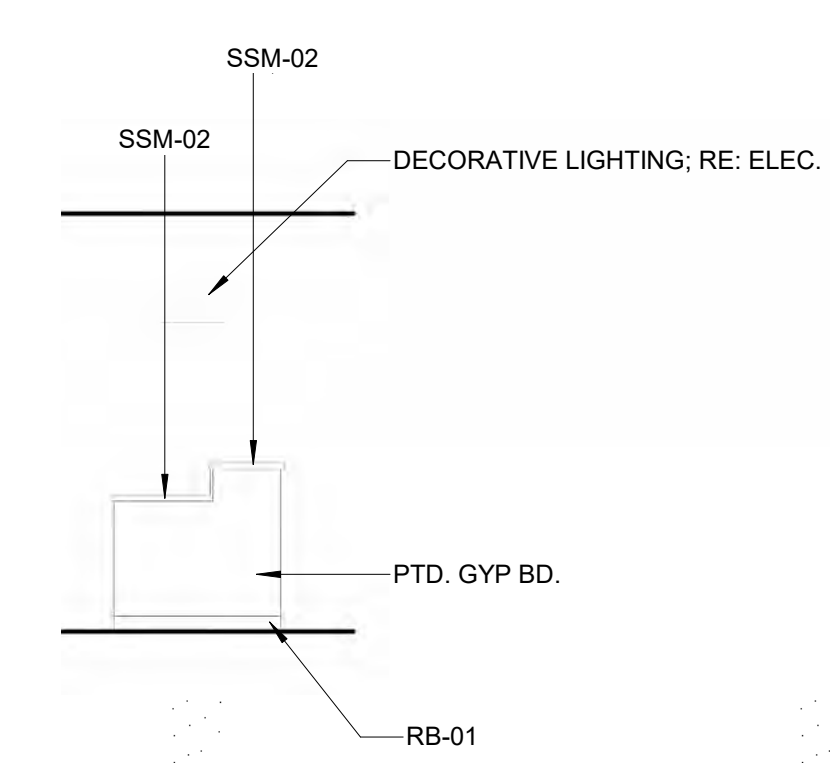


9 COPY / MAIL / SUPPLY RM #232 - SOUTH ELEVATION  
1/4" = 1'-0"

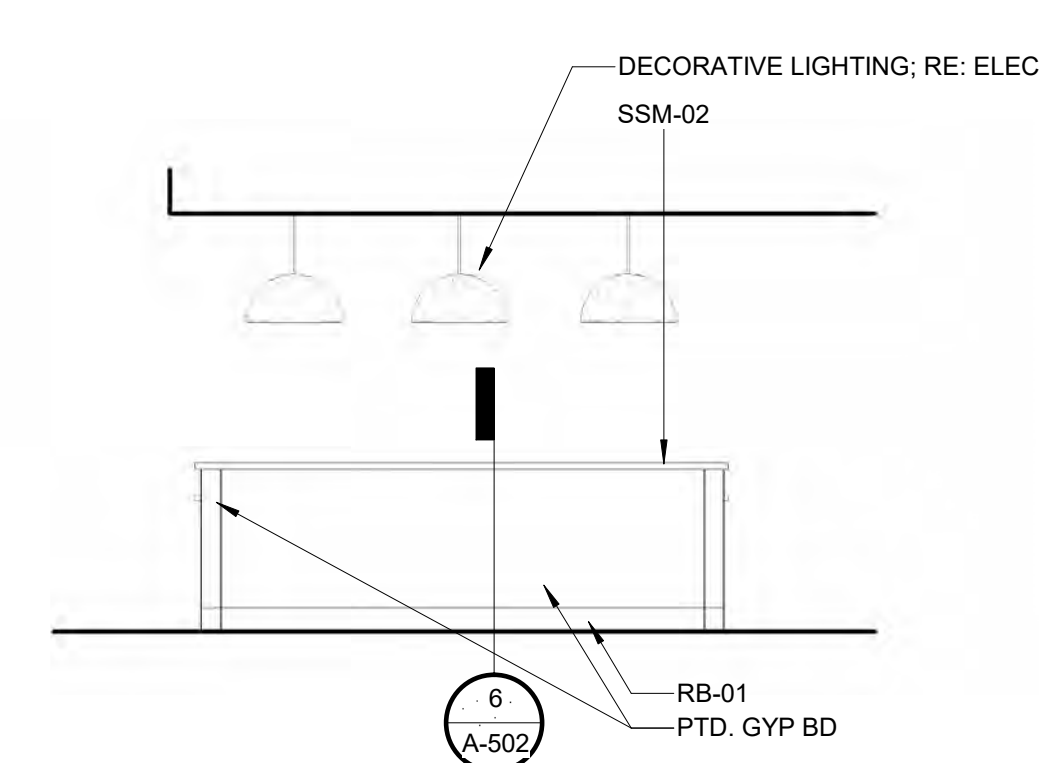
8 OPEN OFFICE RM #222 - WEST ELEVATION  
1/4" = 1'-0"



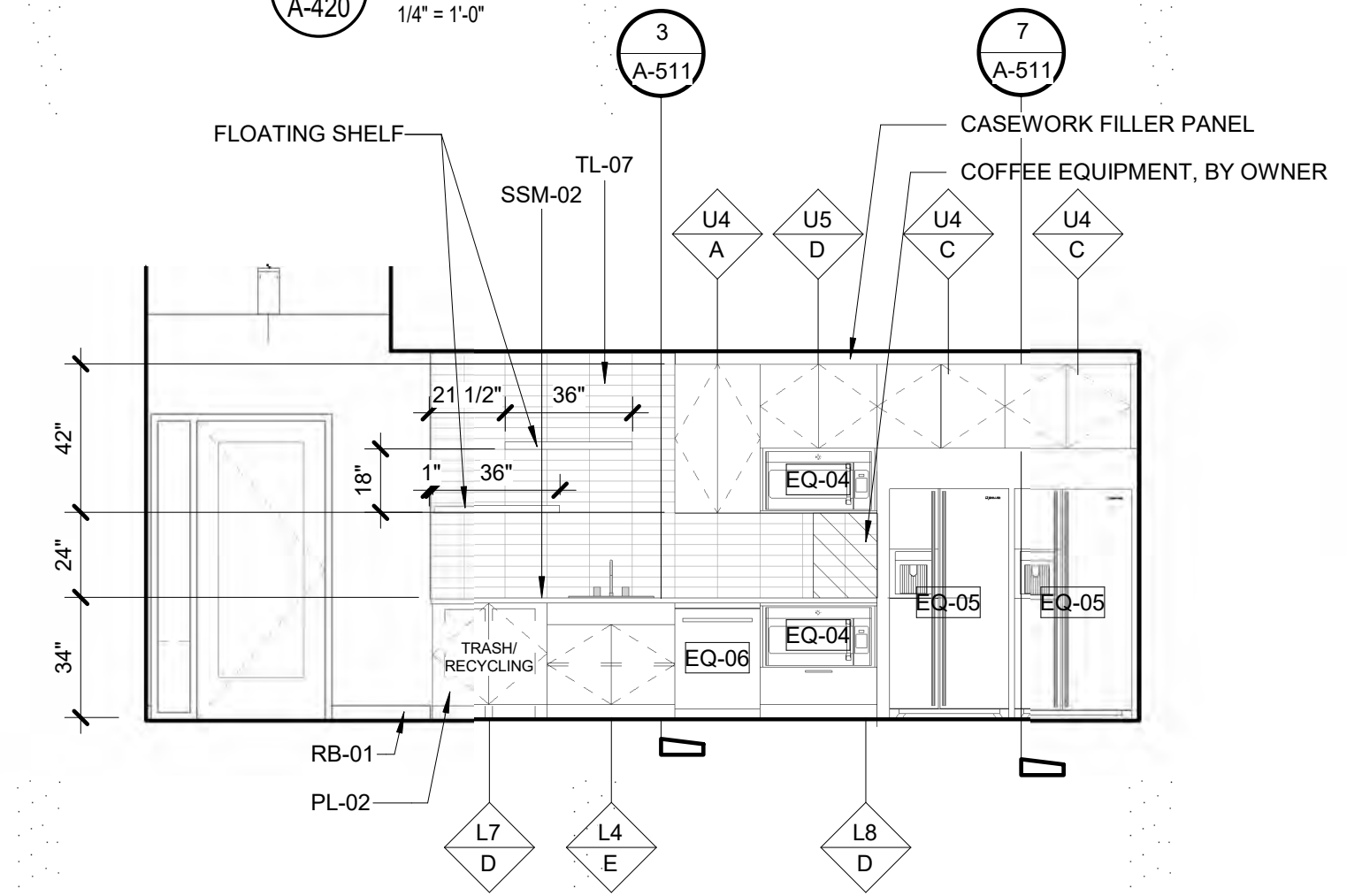
7 BREAK AREA RM #246 - WEST ELEVATION  
1/4" = 1'-0"



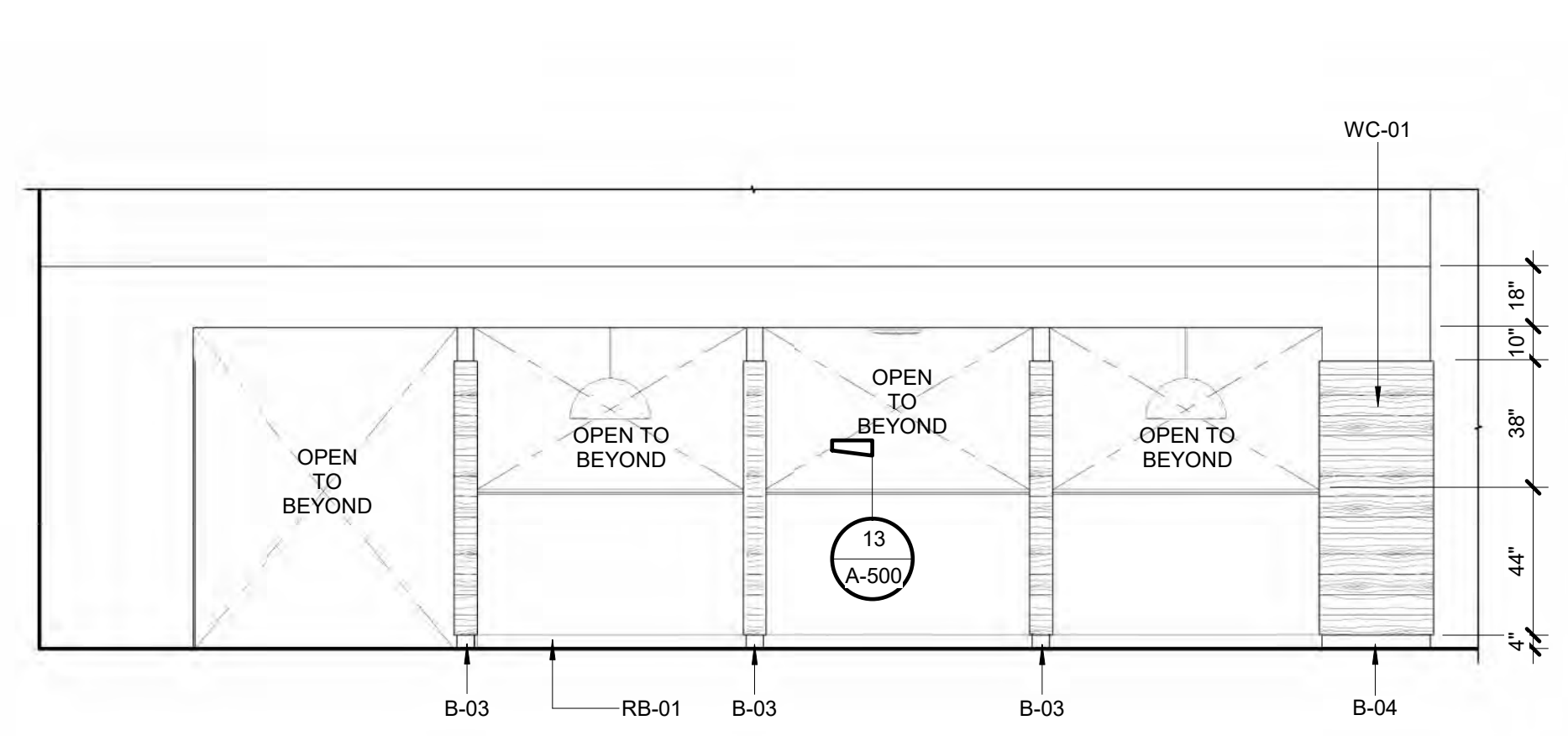
6 BREAK AREA RM #246 - NORTH ELEVATION  
1/4" = 1'-0"



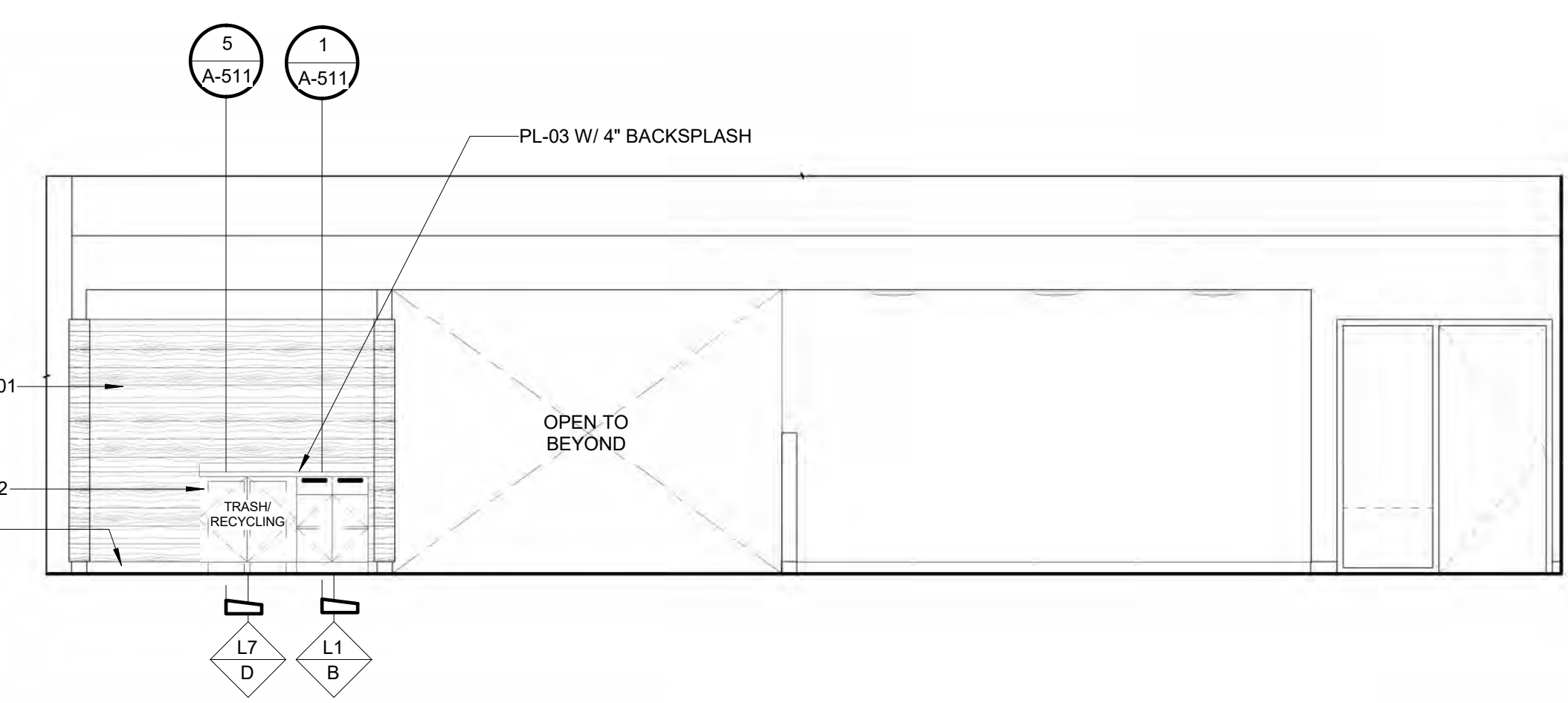
5 BREAK AREA RM #246 - EAST ELEVATION  
1/4" = 1'-0"



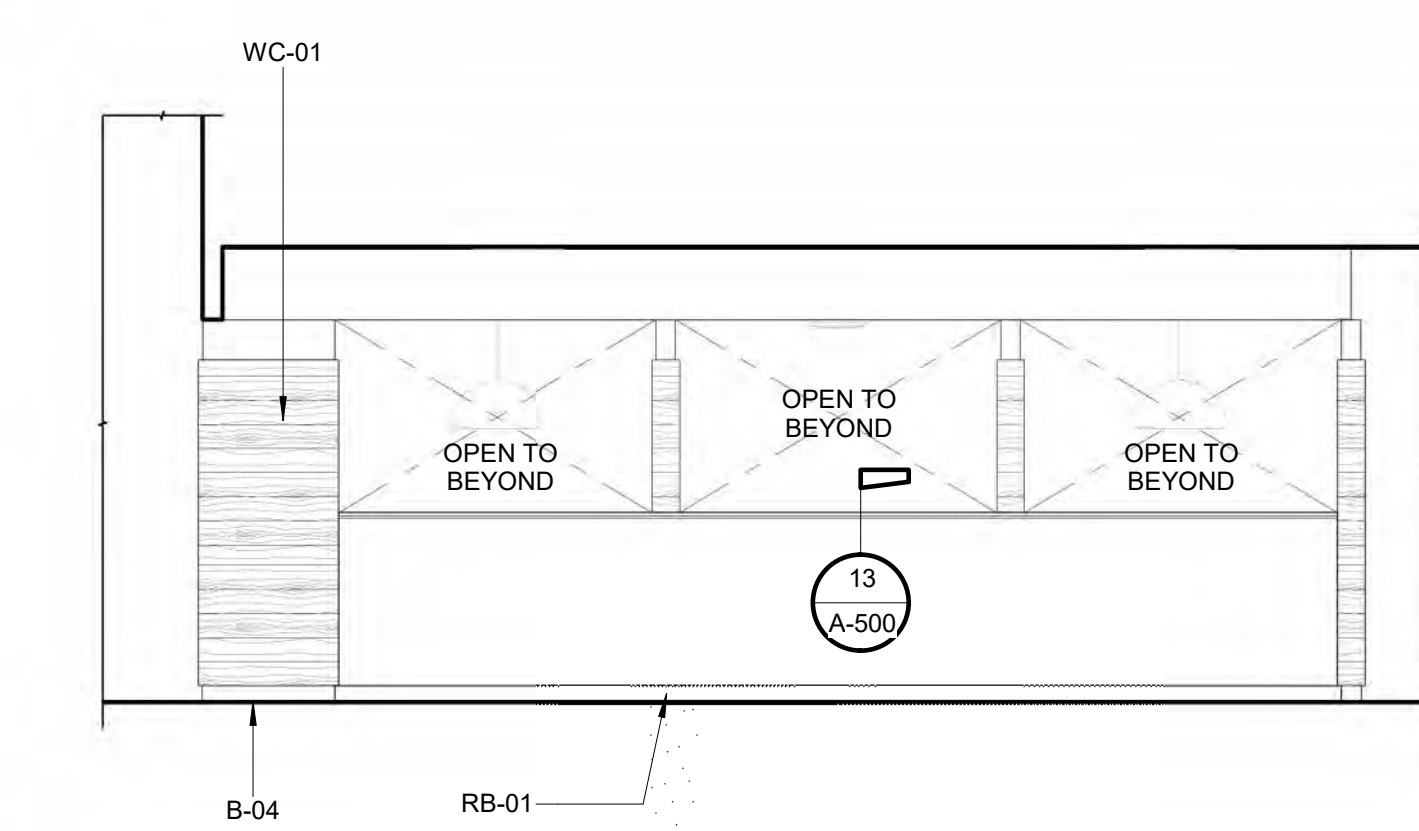
4 BREAK AREA RM #246 - EAST ELEVATION  
1/4" = 1'-0"



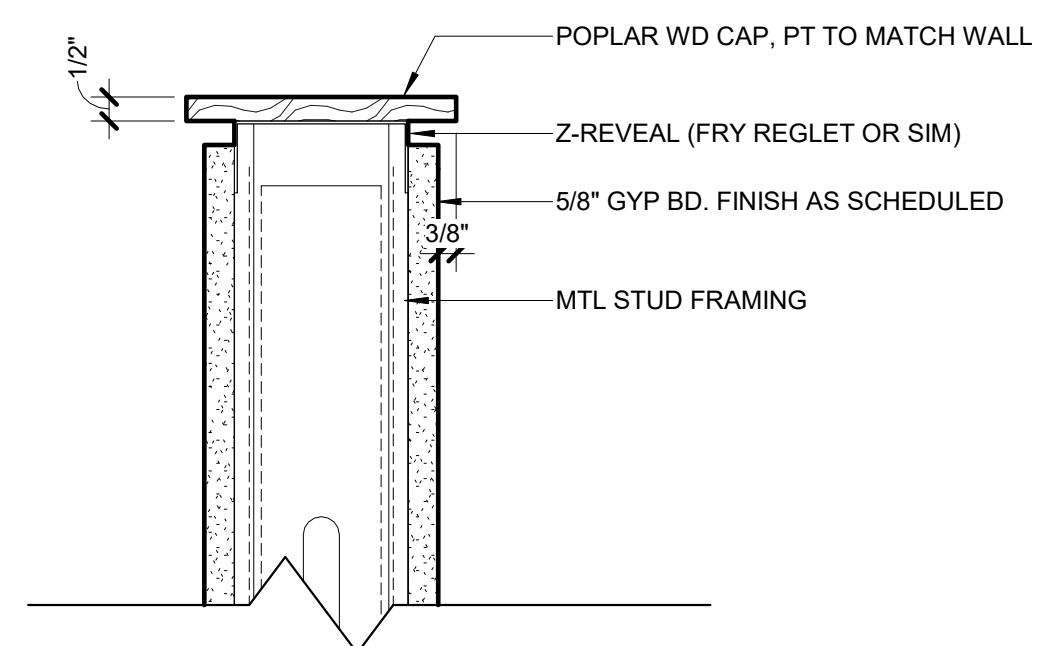
3 BUSINESS CENTER NOOKS - WEST ELEVATION  
1/4" = 1'-0"



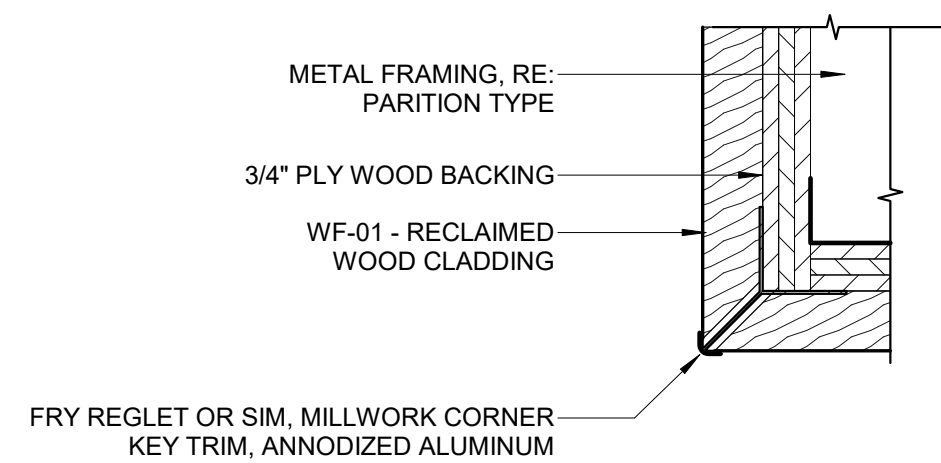
2 BUSINESS CENTER NOOKS - NORTH ELEVATION  
1/4" = 1'-0"



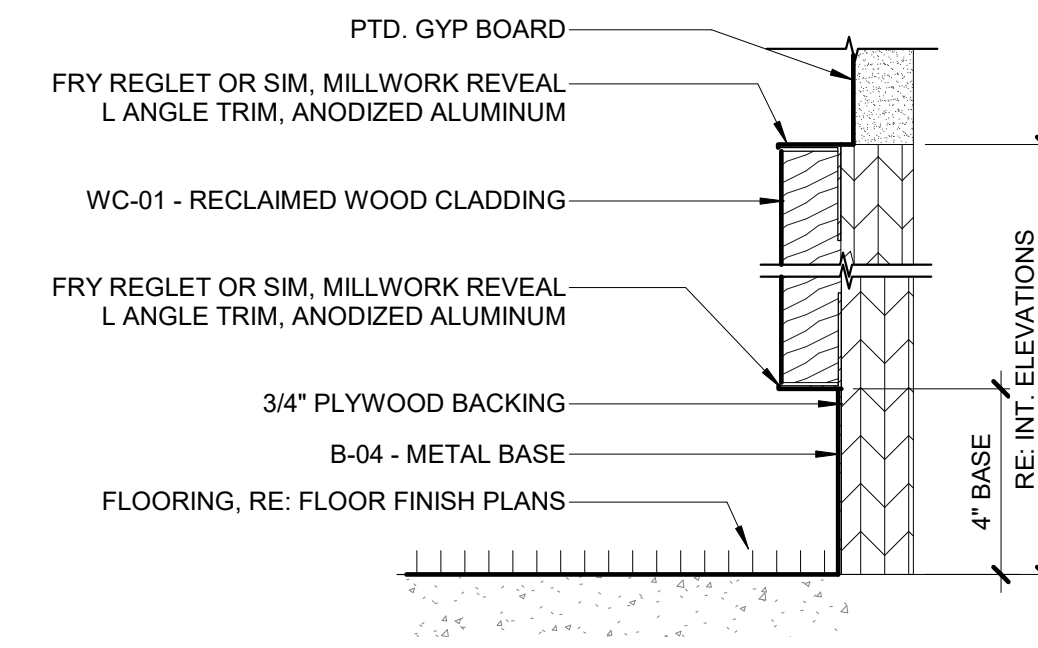
1 BUSINESS CENTER NOOKS - EAST ELEVATION  
1/4" = 1'-0"



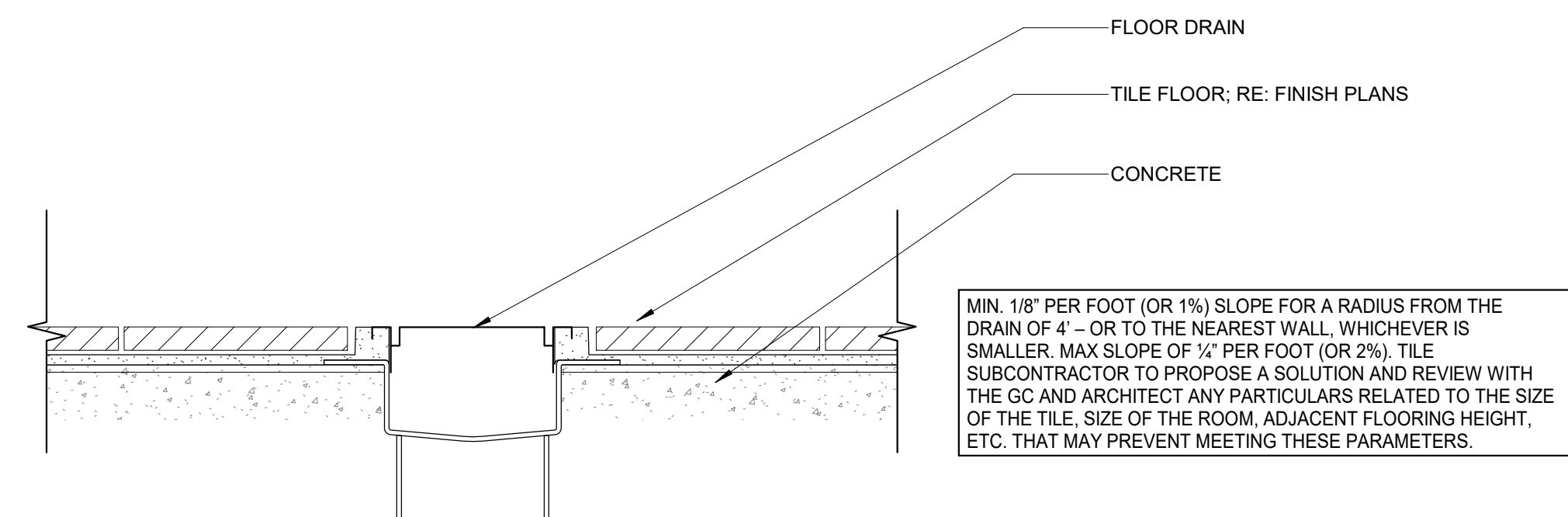
13 WALL CAP DETAIL  
A-500 3" = 1'-0"



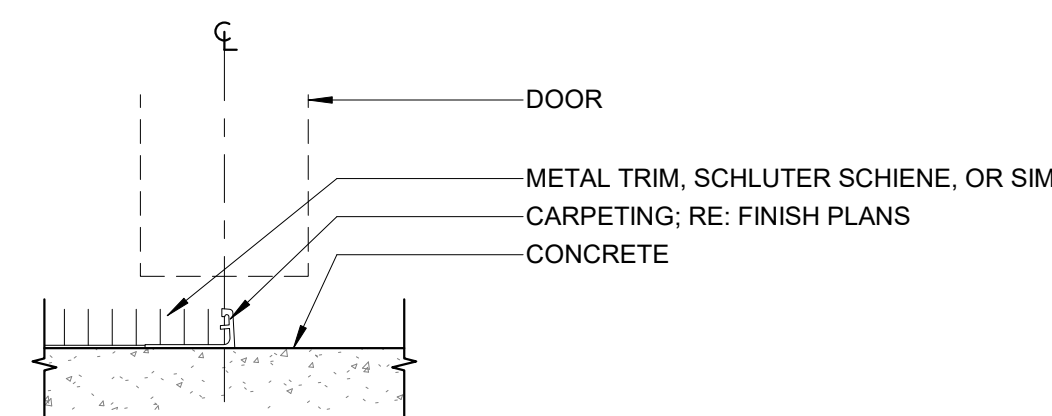
12 WC-01 CORNER DETAIL  
A-500 1'-0" = 1'-0"



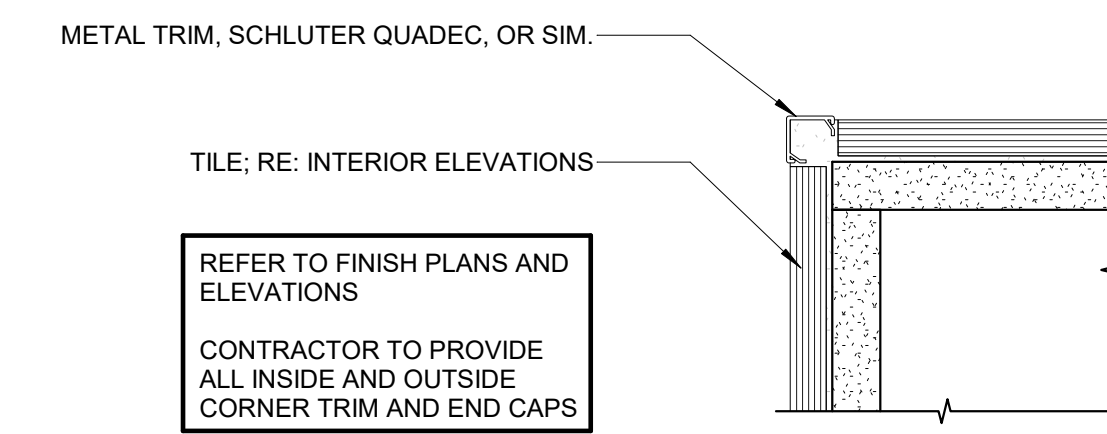
11 WC-01 BASE AND TOP DETAILS  
A-500 1'-0" = 1'-0"



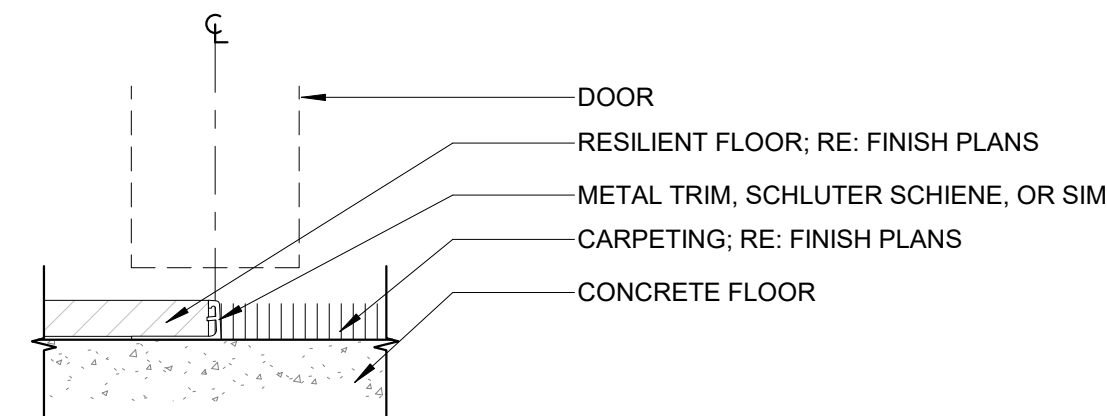
10 FLOOR DRAIN DETAIL  
A-500 6" = 1'-0"



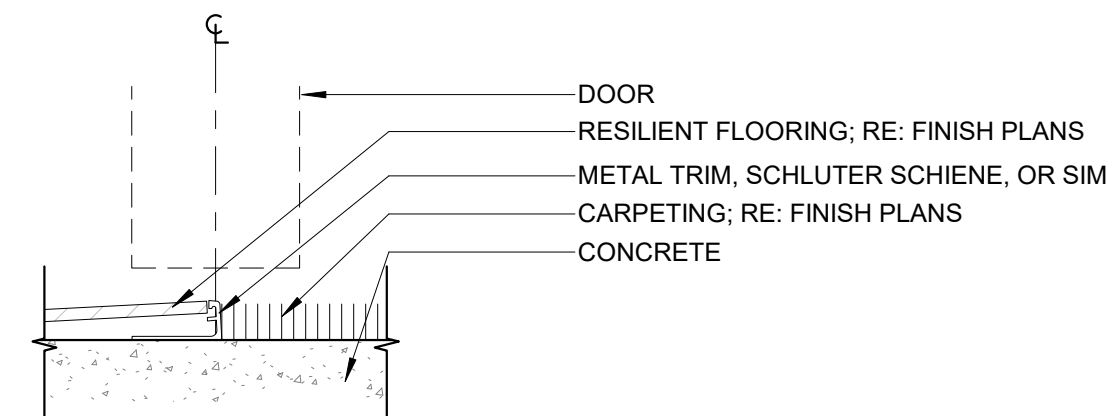
9 FLOORING TRANSITION - CARPET TO CONCRETE  
A-500 1'-0" = 1'-0"



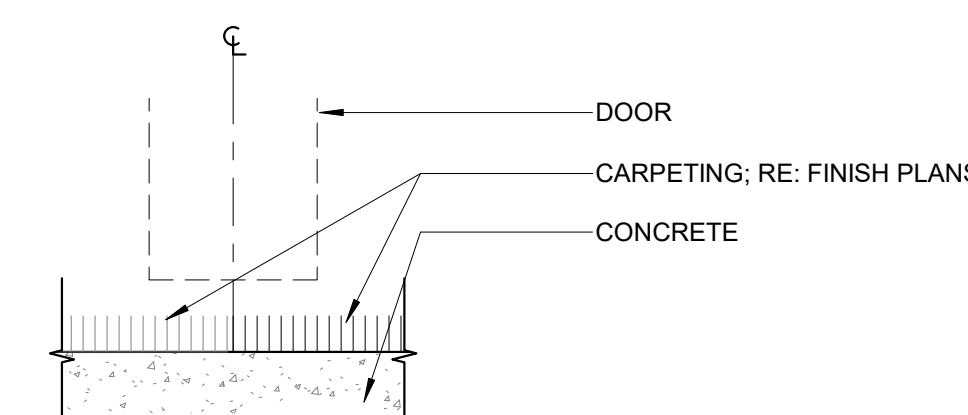
8 WALL TRANSITION - TILE TO TILE - OUTSIDE CORNER  
A-500 6" = 1'-0"



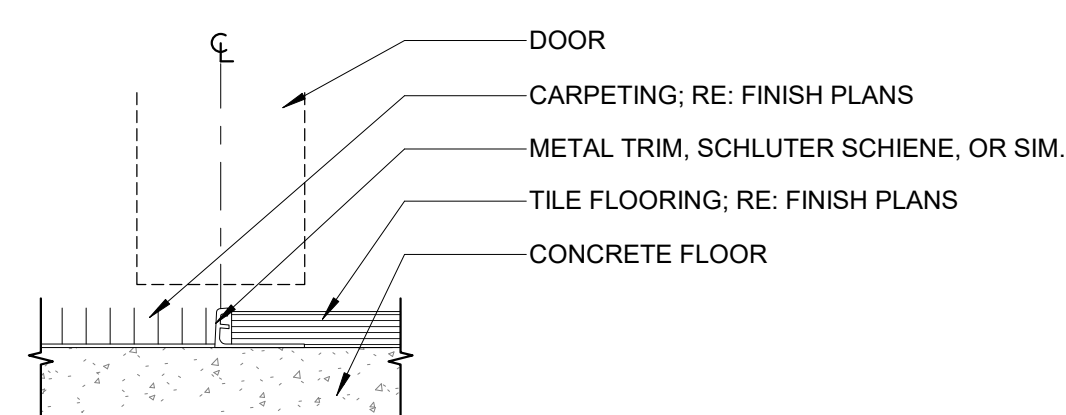
7 FLOORING TRANSITION - CARPET TO RESILIENT  
A-500 6" = 1'-0"



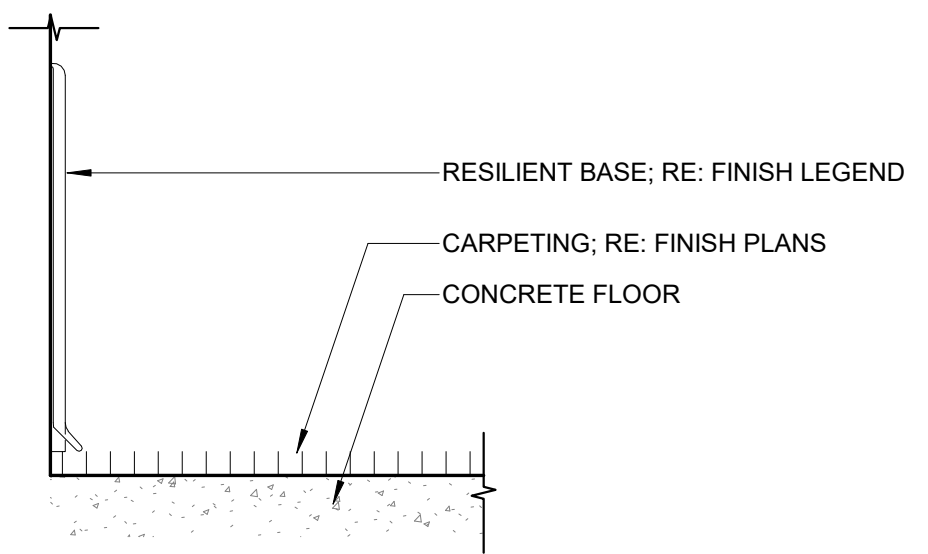
6 FLOORING TRANSITION - CARPET TO RESILIENT - FLOAT  
A-500 6" = 1'-0"



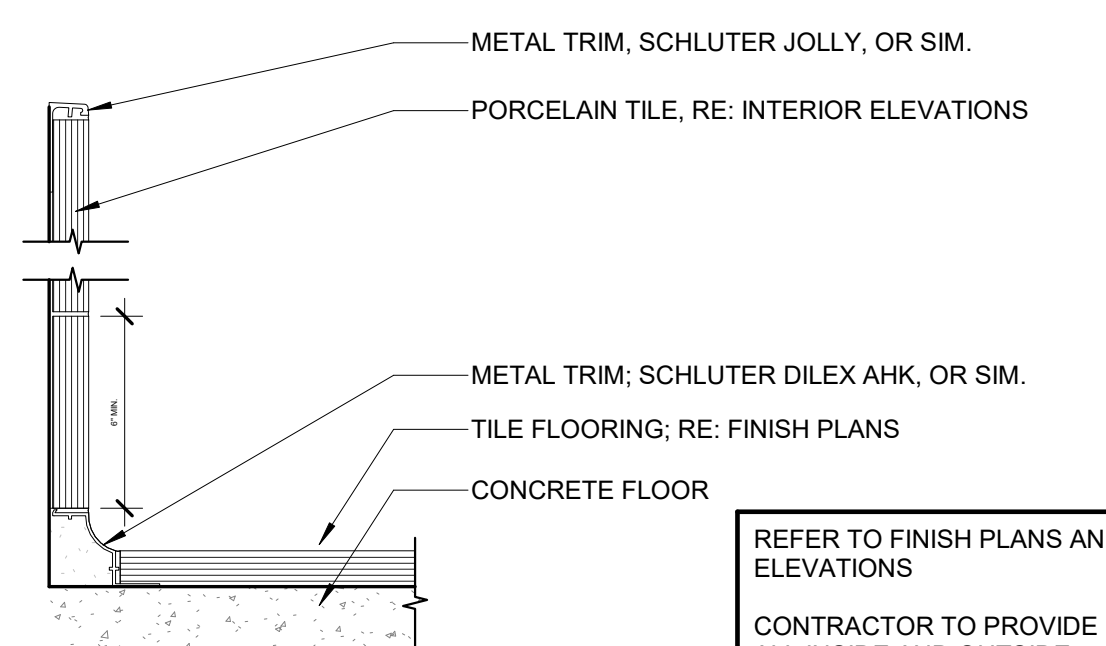
5 FLOORING TRANSITION - CARPET TO CARPET  
A-500 6" = 1'-0"



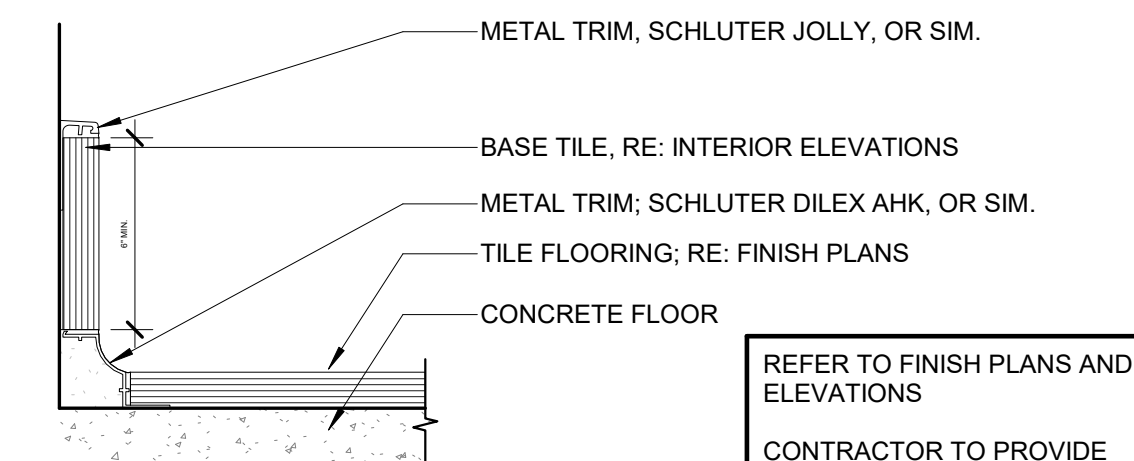
4 FLOORING TRANSITION - CARPET TO TILE  
A-500 6" = 1'-0"



3 FLOORING TRANSITION - CARPET OR LVT TO RUBBER BASE  
A-500 1'-0" = 1'-0"

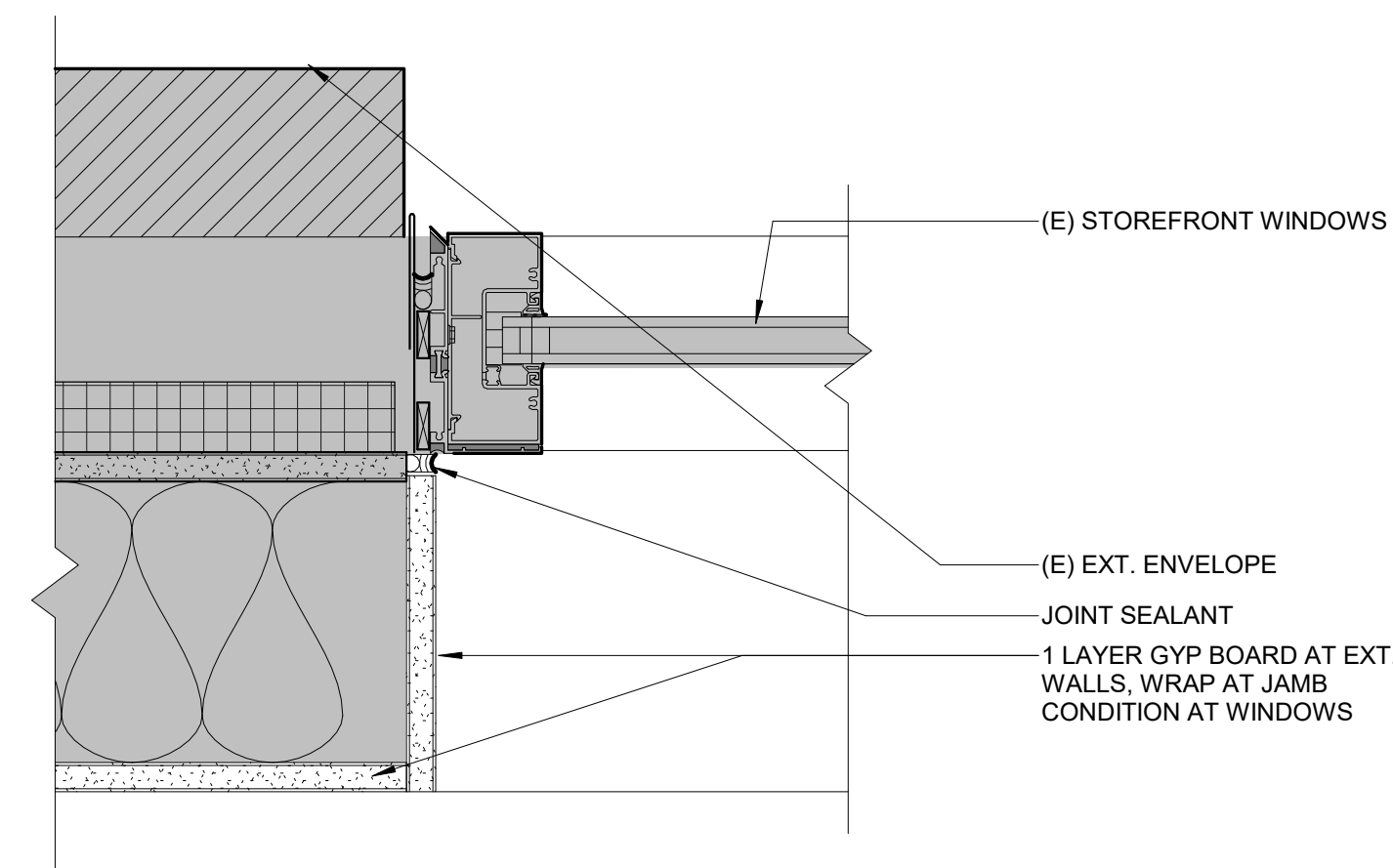


2 FLOORING TRANSITION - TILE TO WALL TILE - COVERED BASE  
A-500 6" = 1'-0"

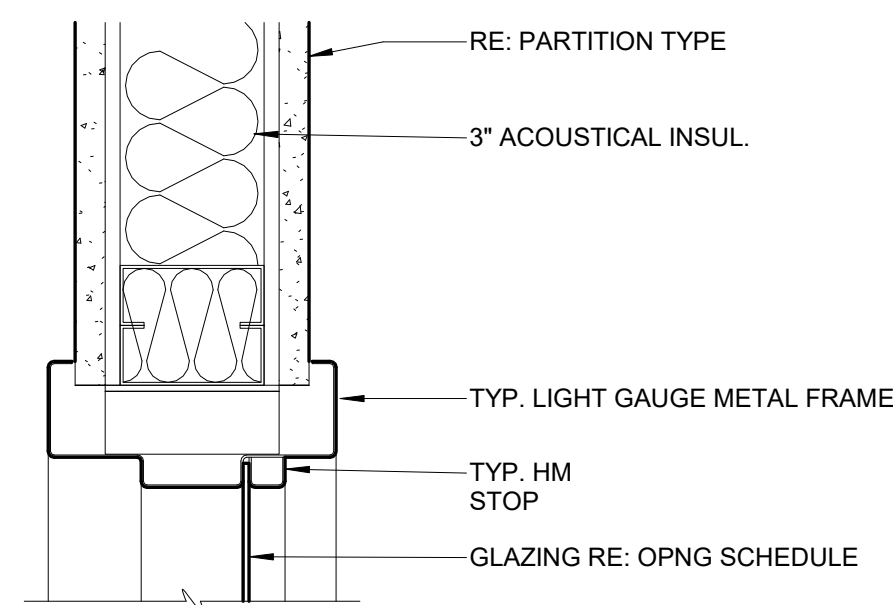


1 FLOORING TRANSITION - TILE TO CUT TILE - COVERED BASE  
A-500 6" = 1'-0"

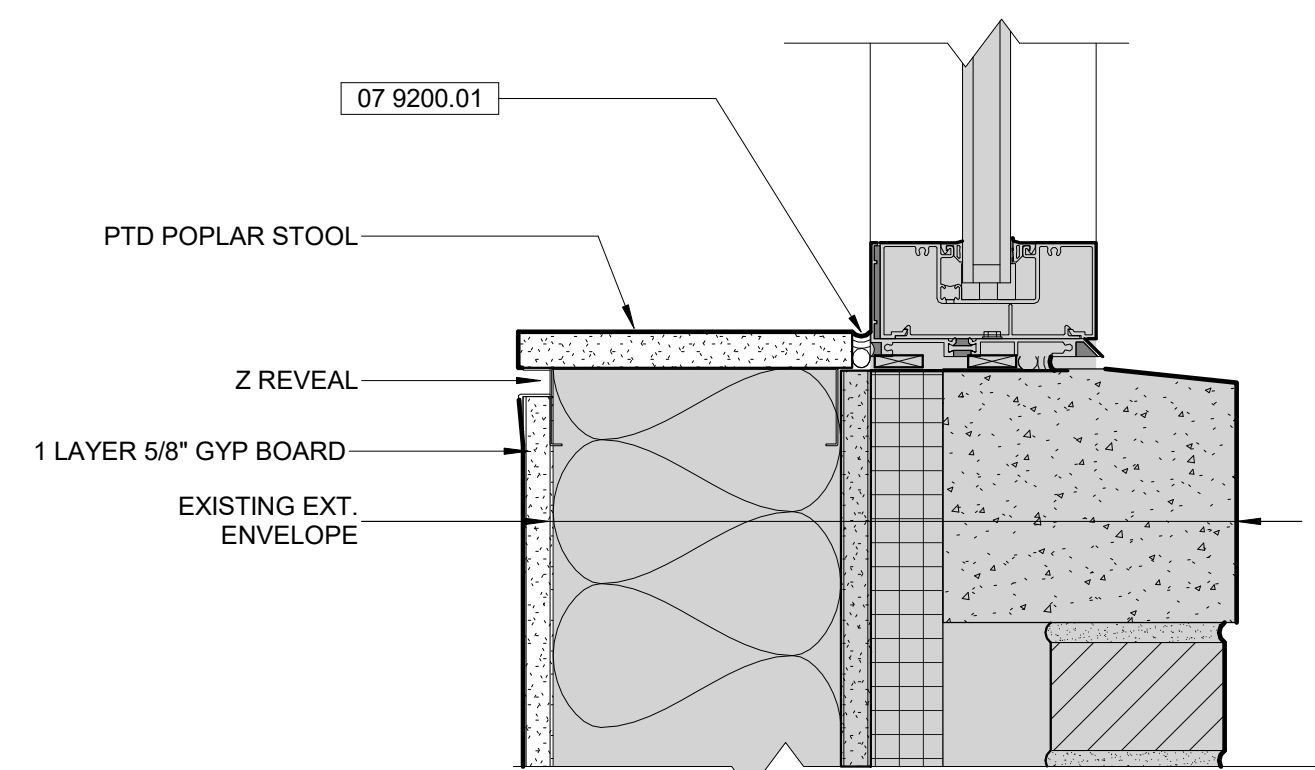




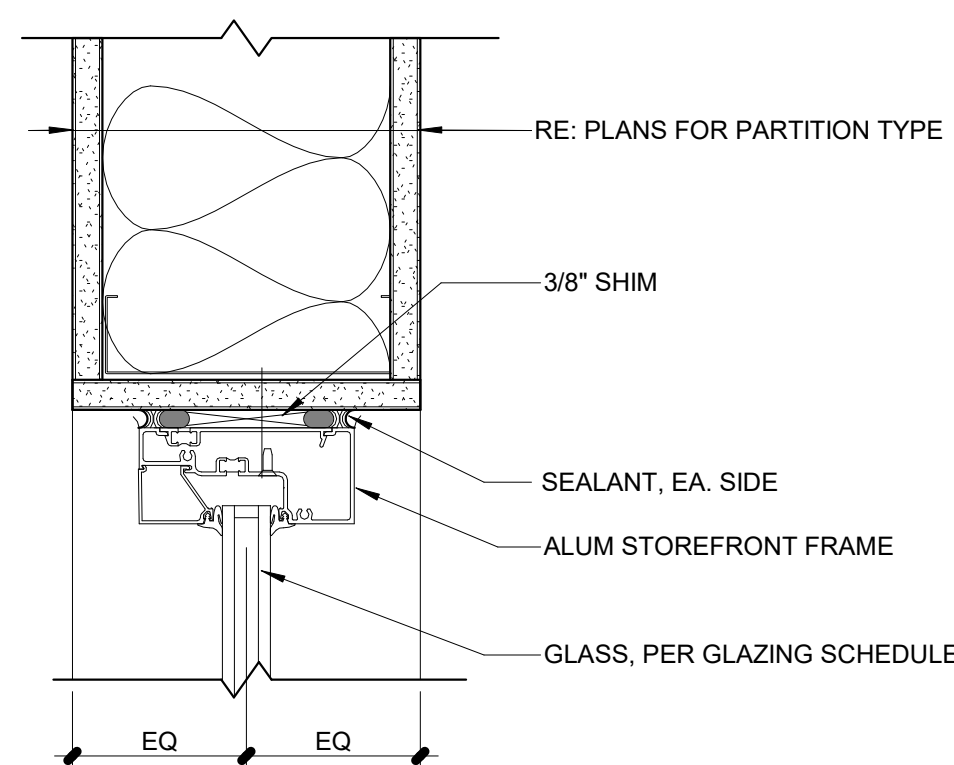
9 JAMB DETAIL @ (E) EXT. STOREFRONT  
A-501 3" = 1'-0"



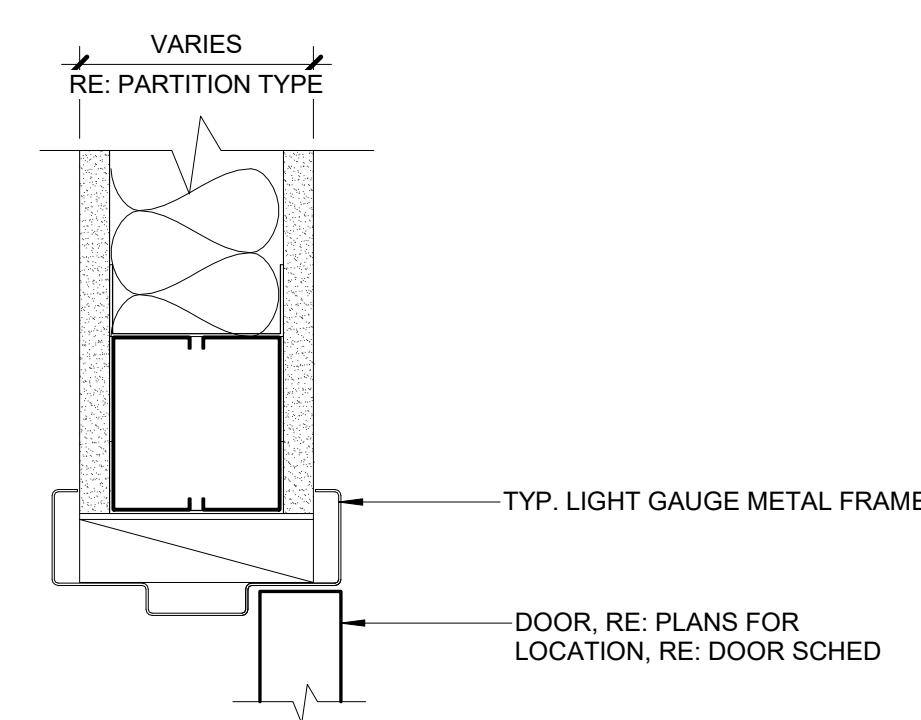
8 HEAD/JAMB DETAIL FOR HM WINDOW  
A-501 3" = 1'-0"



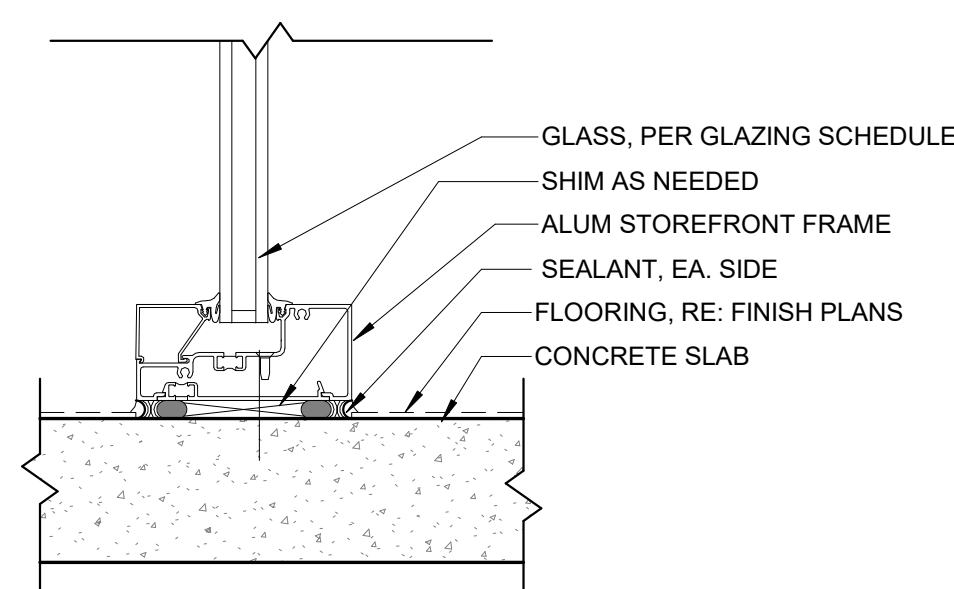
7 SILL DETAIL @ (E) EXT. STOREFRONT  
A-501 3" = 1'-0"



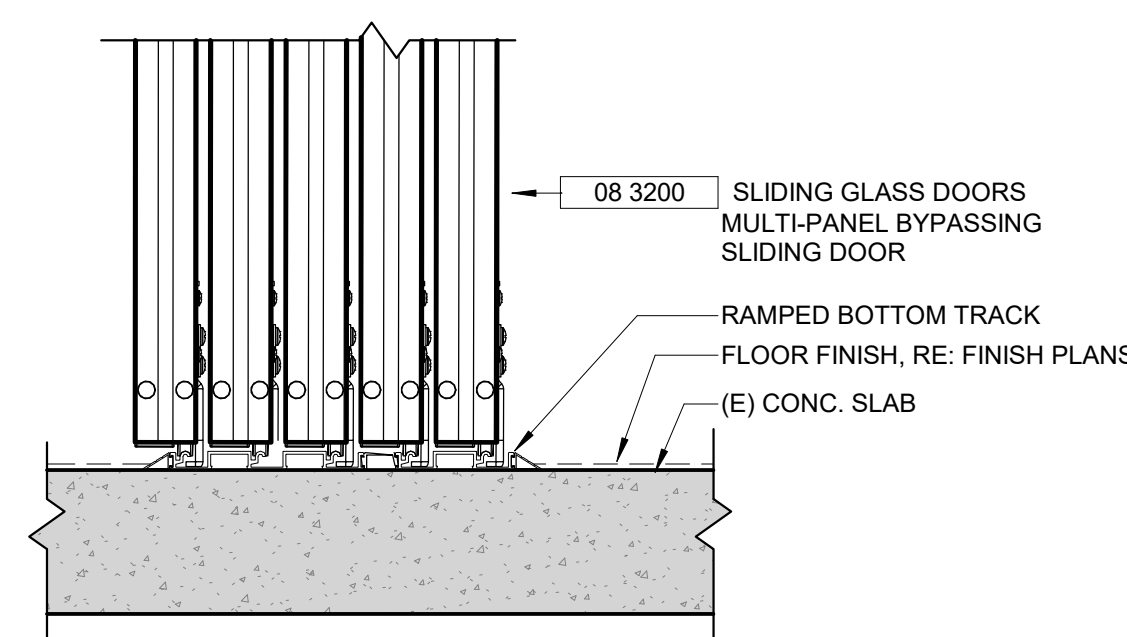
5 HEAD/JAMB DETAIL FOR TYP. INT STOREFRONT  
A-501 3" = 1'-0"



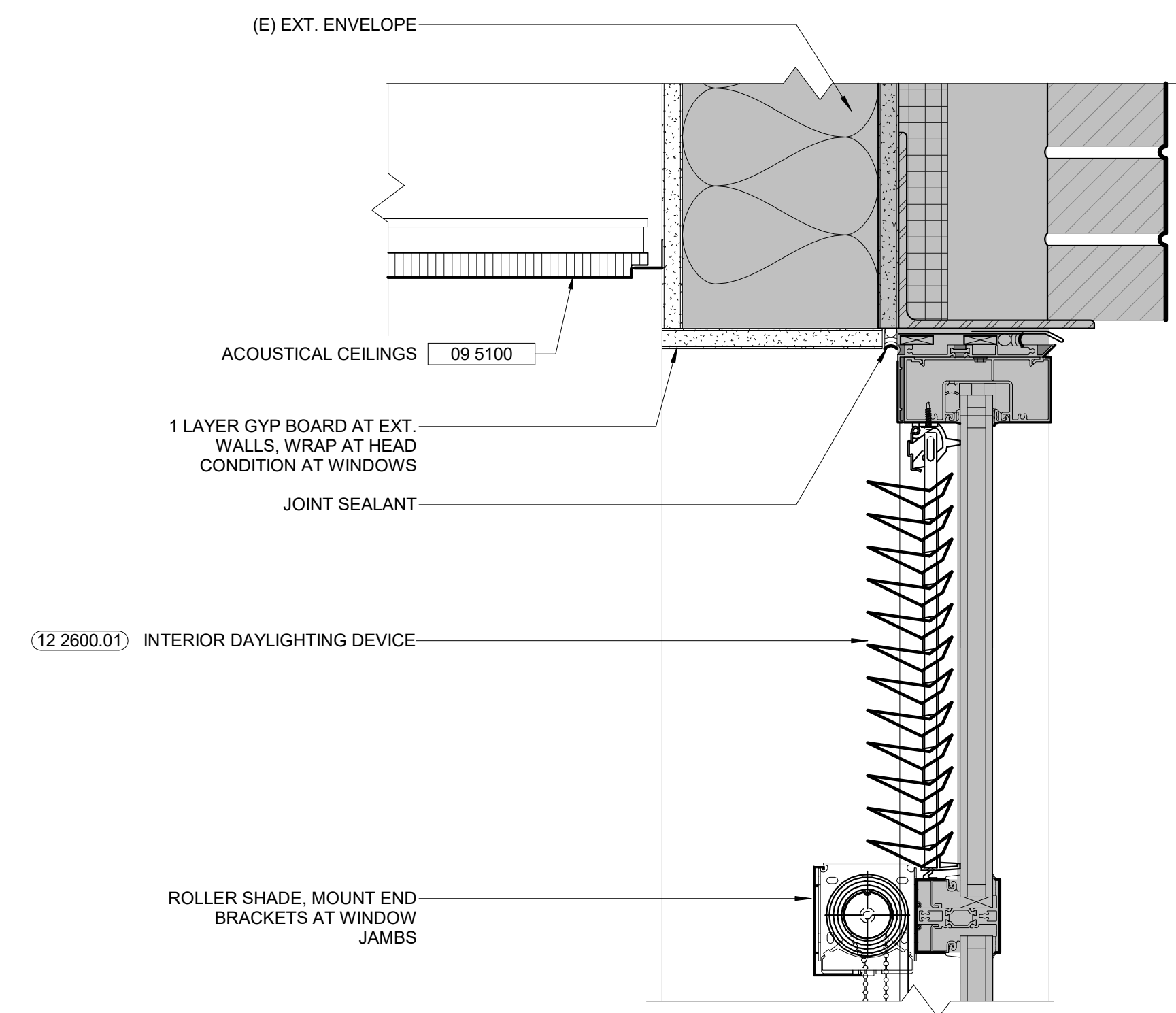
4 HM DOUBLE RABBET HEAD/JAMB @ GYP PARTITION  
A-501 3" = 1'-0"



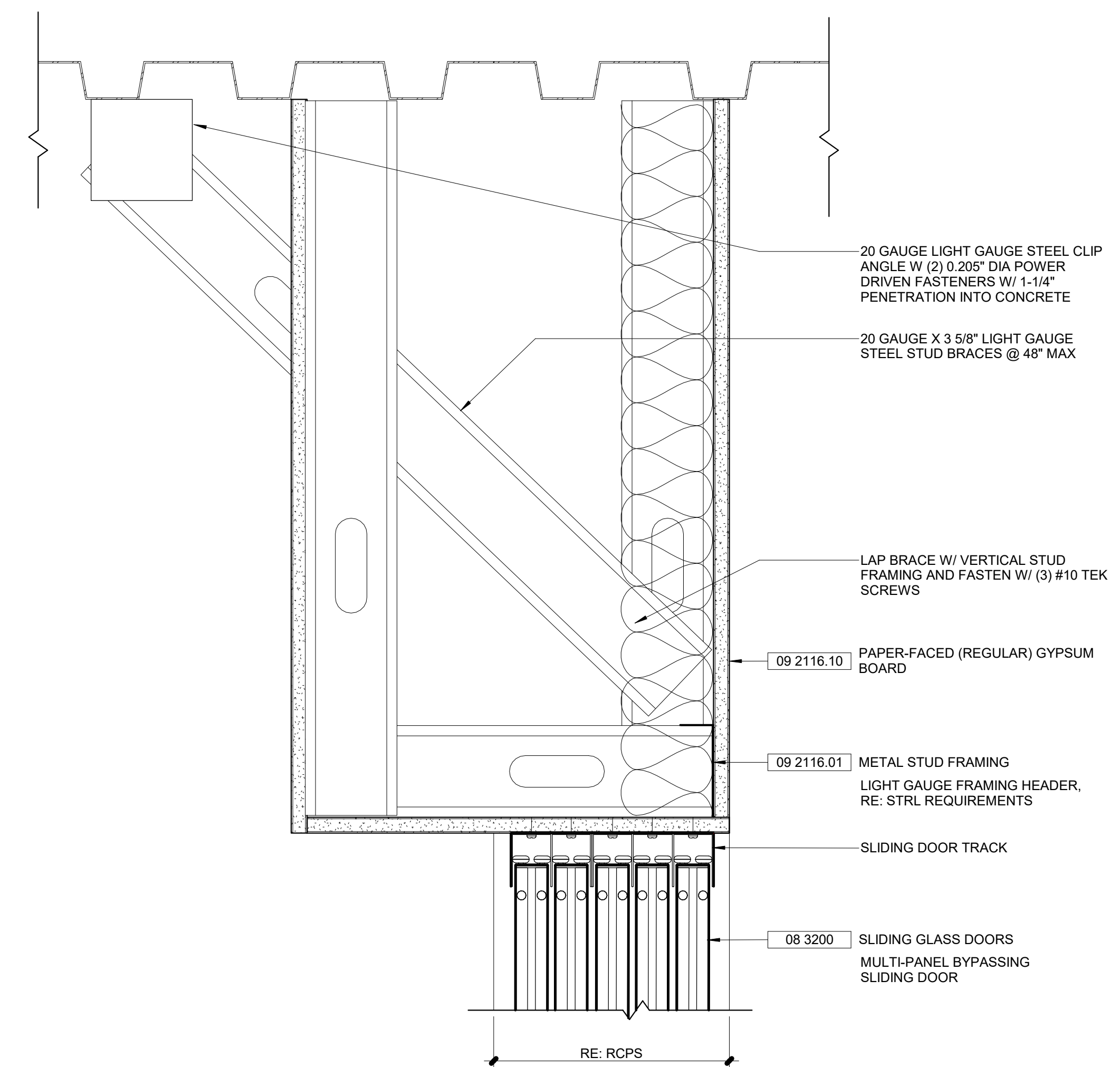
3 SILL DETAIL FOR TYP. INT STOREFRONT  
A-501 3" = 1'-0"



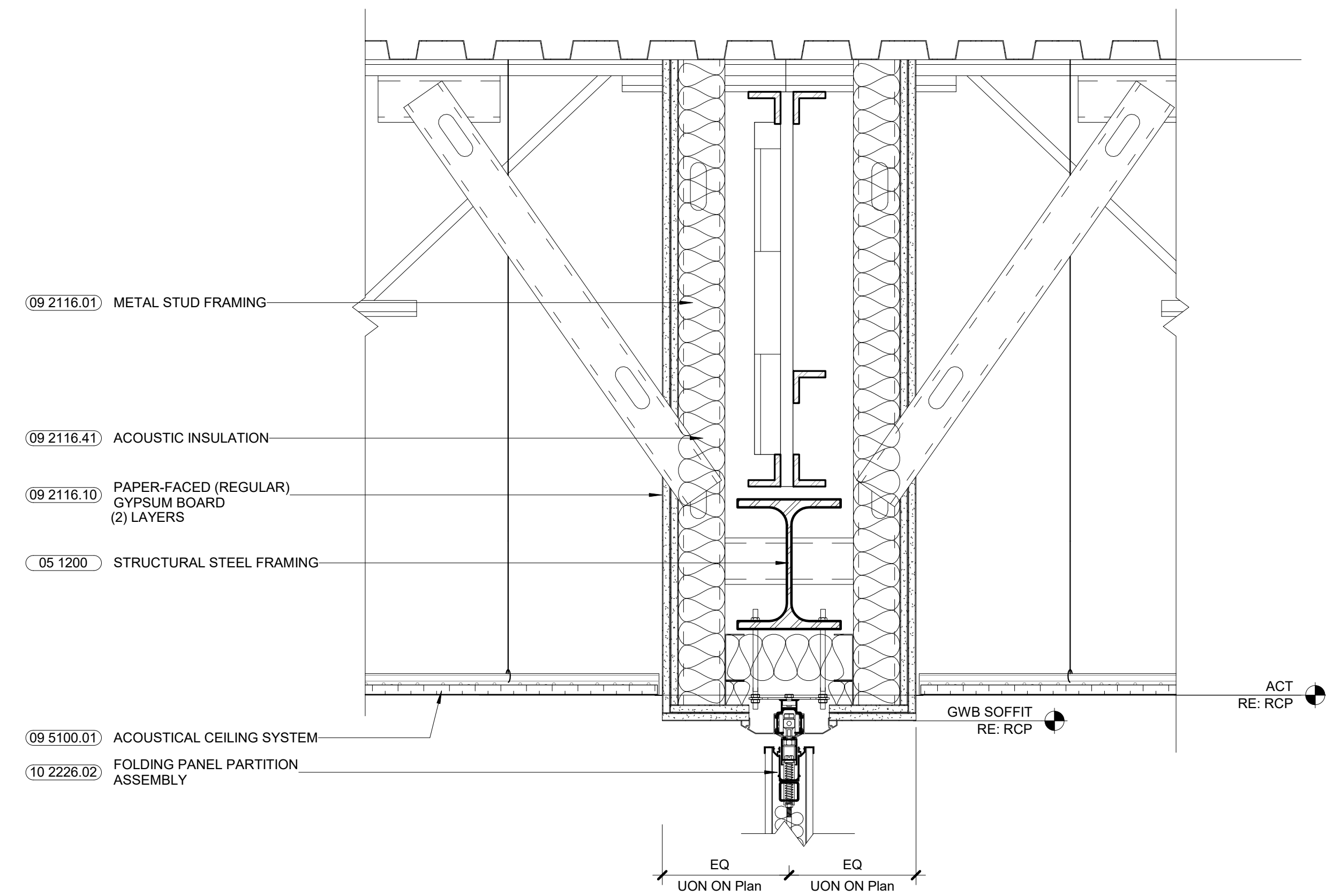
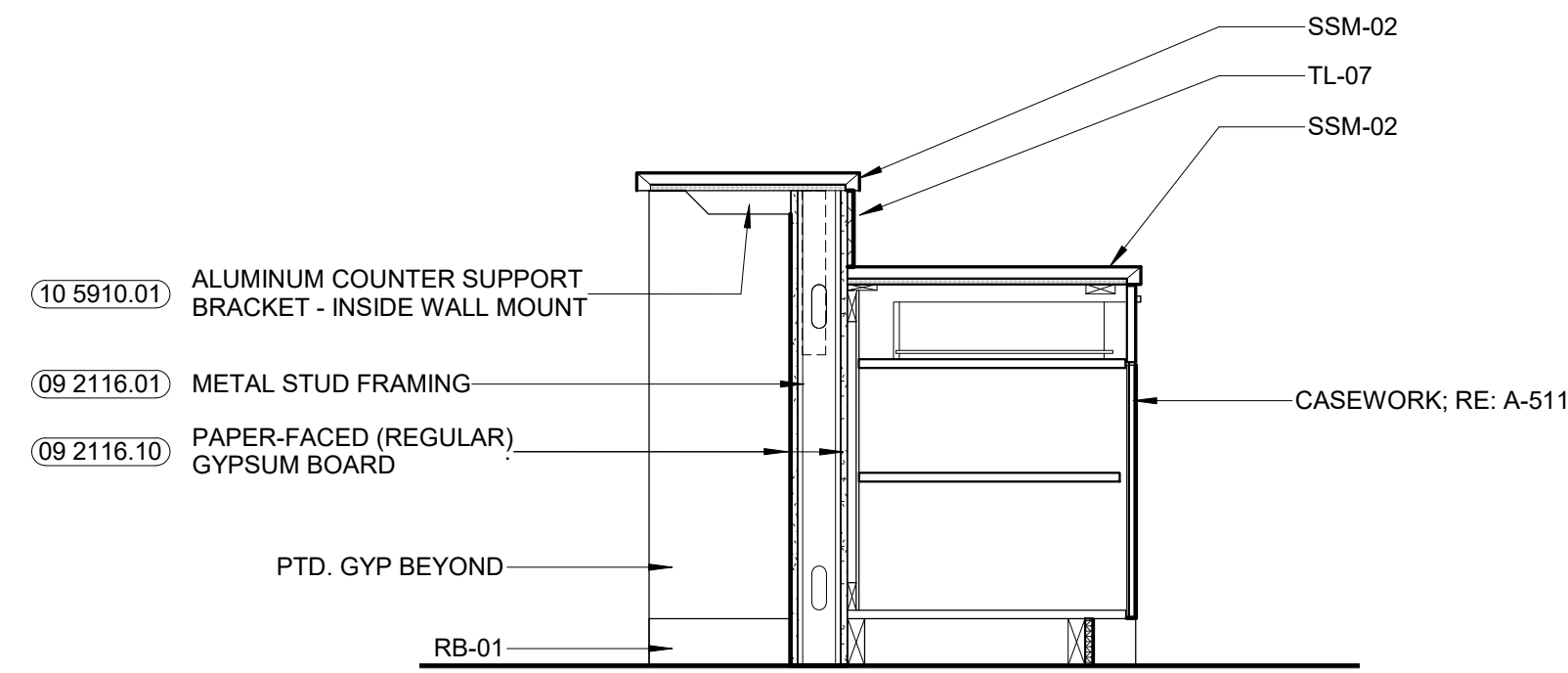
2 SILL DETAIL FOR MULTI-PANEL SLIDING DOOR  
A-501 3" = 1'-0"



6 HEAD DETAIL @ LIGHT LOUVERS  
A-501 3" = 1'-0"

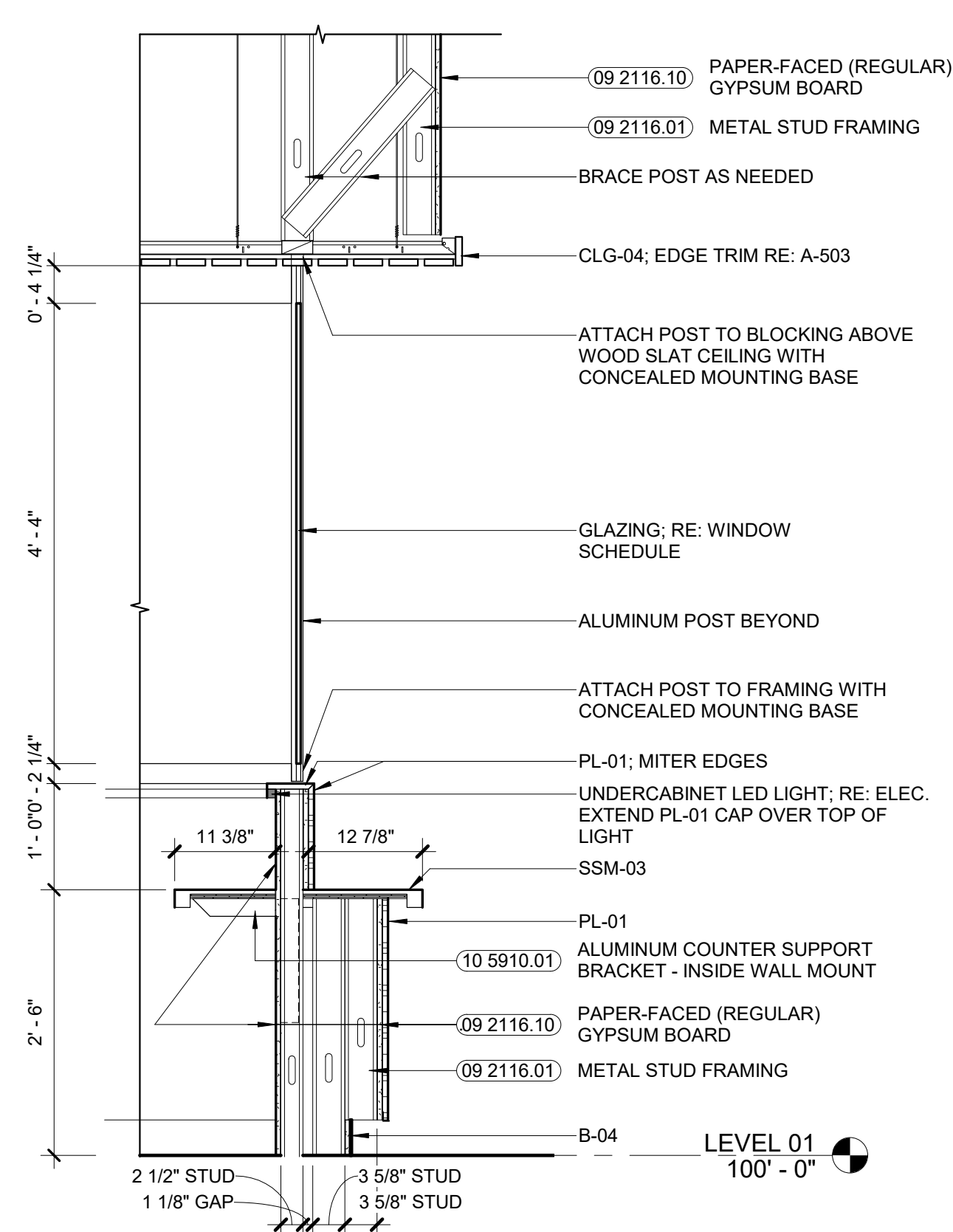
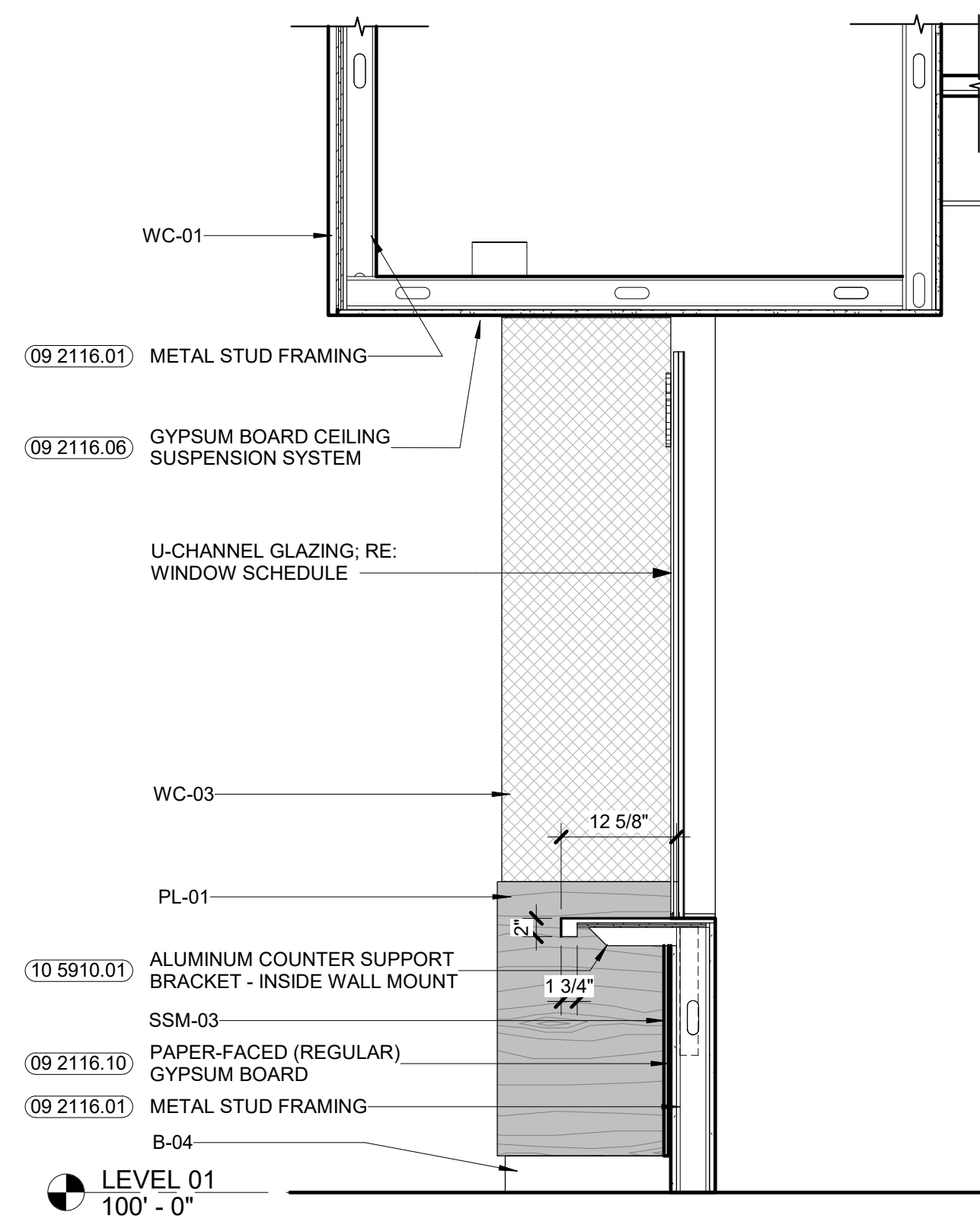


1 HEAD DETAIL FOR MULTI-PANEL SLIDING DOOR  
A-501 3" = 1'-0"

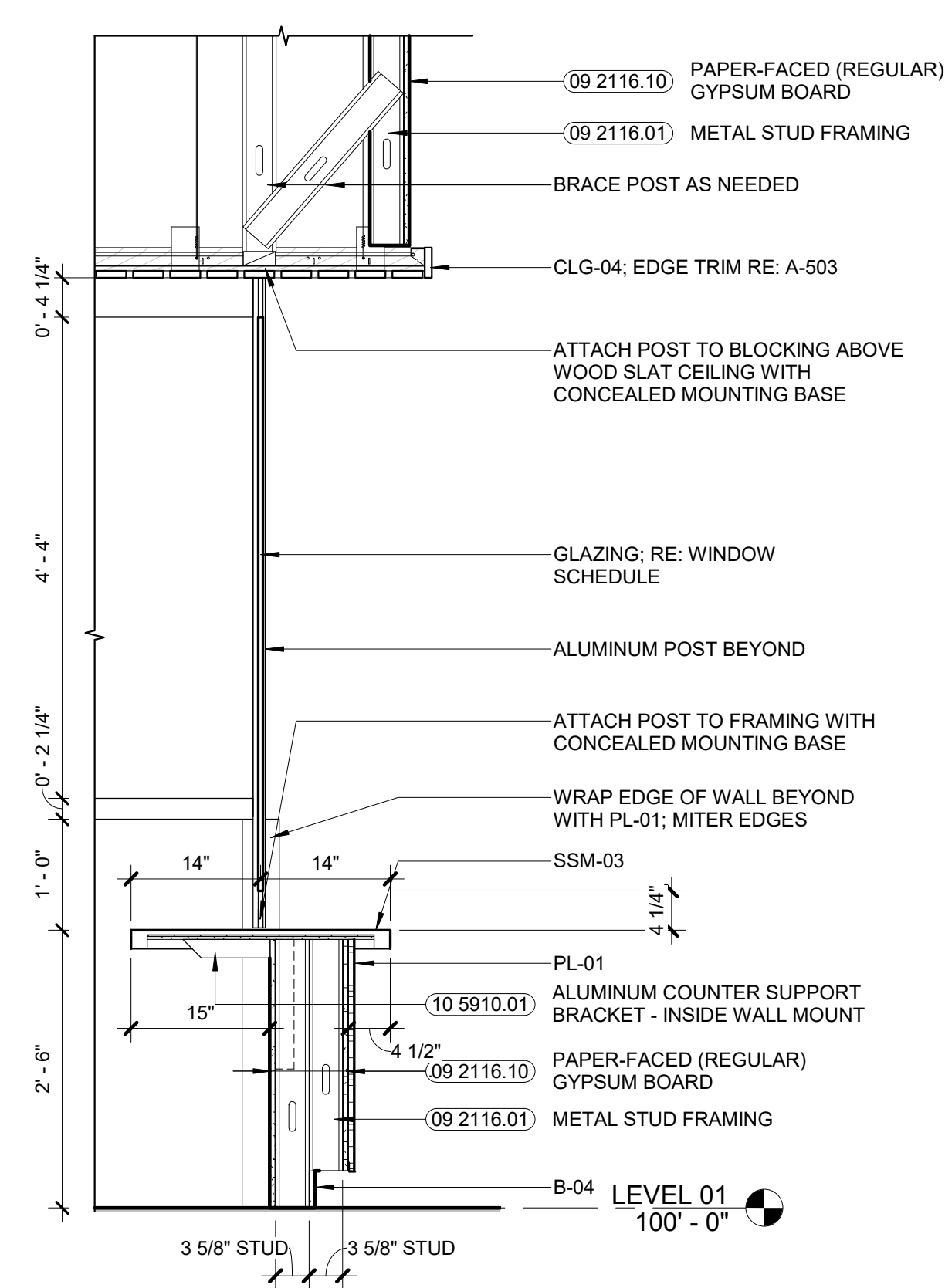


6  
A-502  
3/4" = 1'-0"

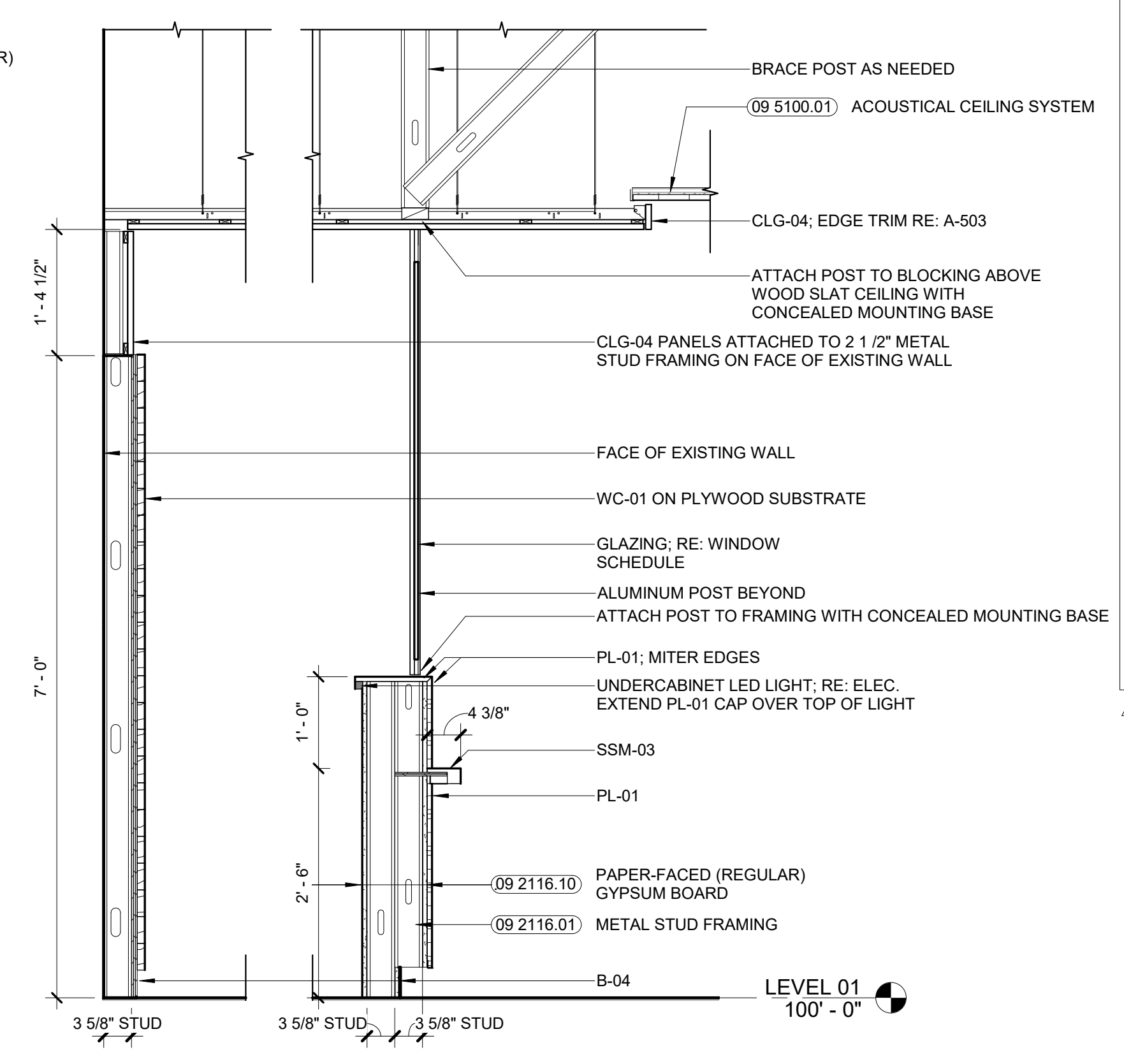
5  
A-502  
1 1/2" = 1'-0"



NOTE: AT PARTIAL HEIGHT PARTITIONS PROVIDE STEEL SUPPORTS PER DETAIL ON A-001



NOTE: AT PARTIAL HEIGHT PARTITIONS PROVIDE STEEL SUPPORTS PER DETAIL ON A-001



NOTE: AT PARTIAL HEIGHT PARTITIONS PROVIDE STEEL SUPPORTS PER DETAIL ON A-001

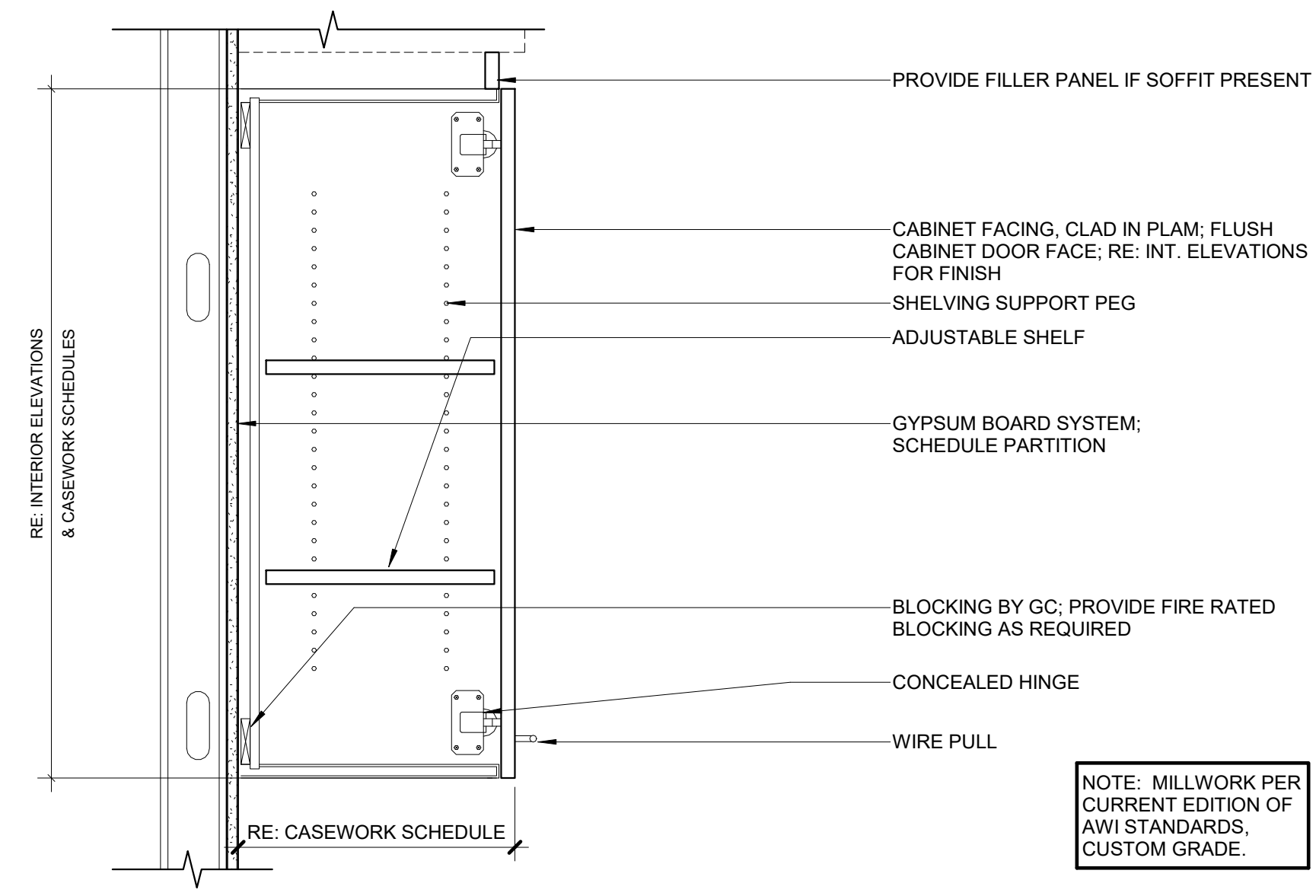
4  
A-502  
3/4" = 1'-0"

3  
A-502  
3/4" = 1'-0"

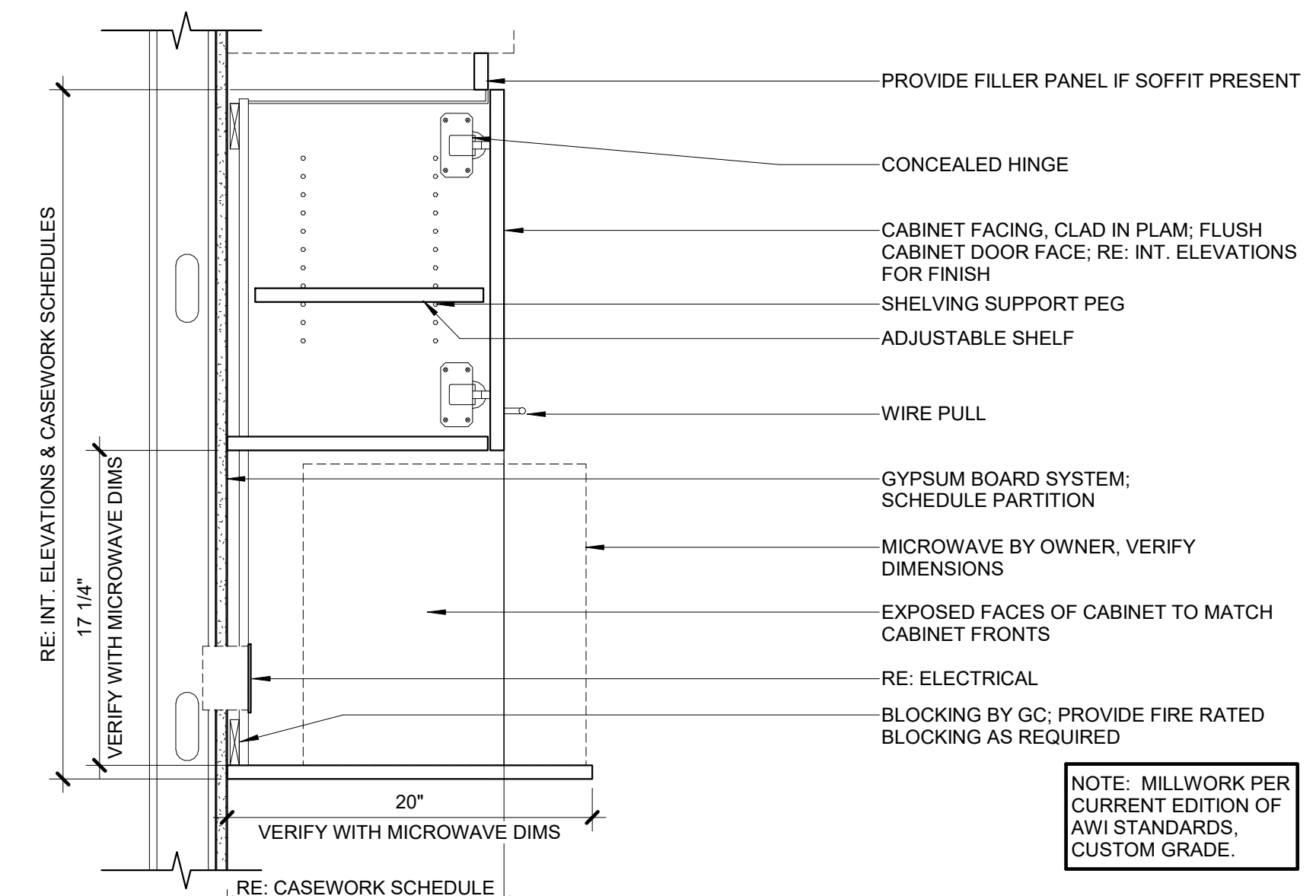
2  
A-502  
3/4" = 1'-0"

1  
A-502  
3/4" = 1'-0"

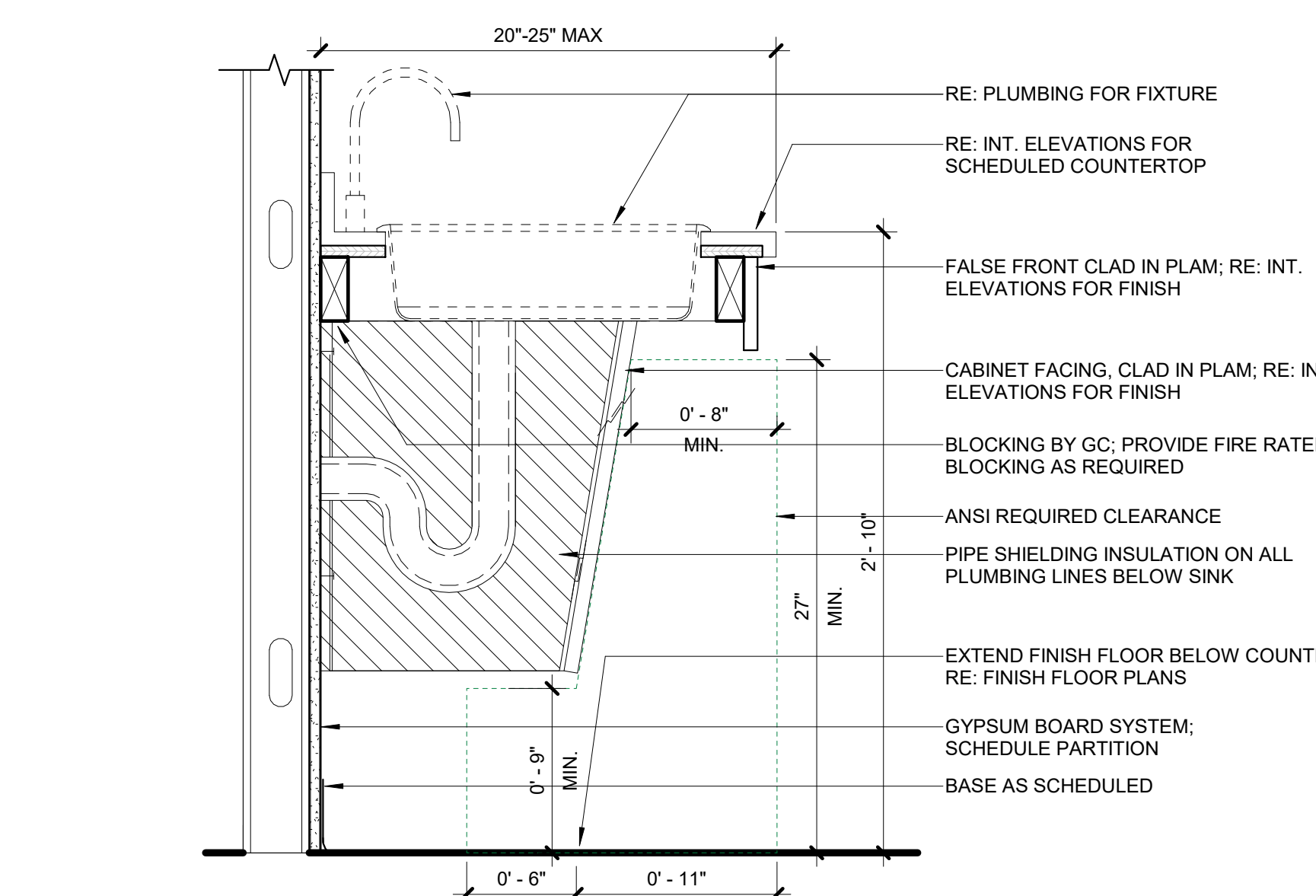




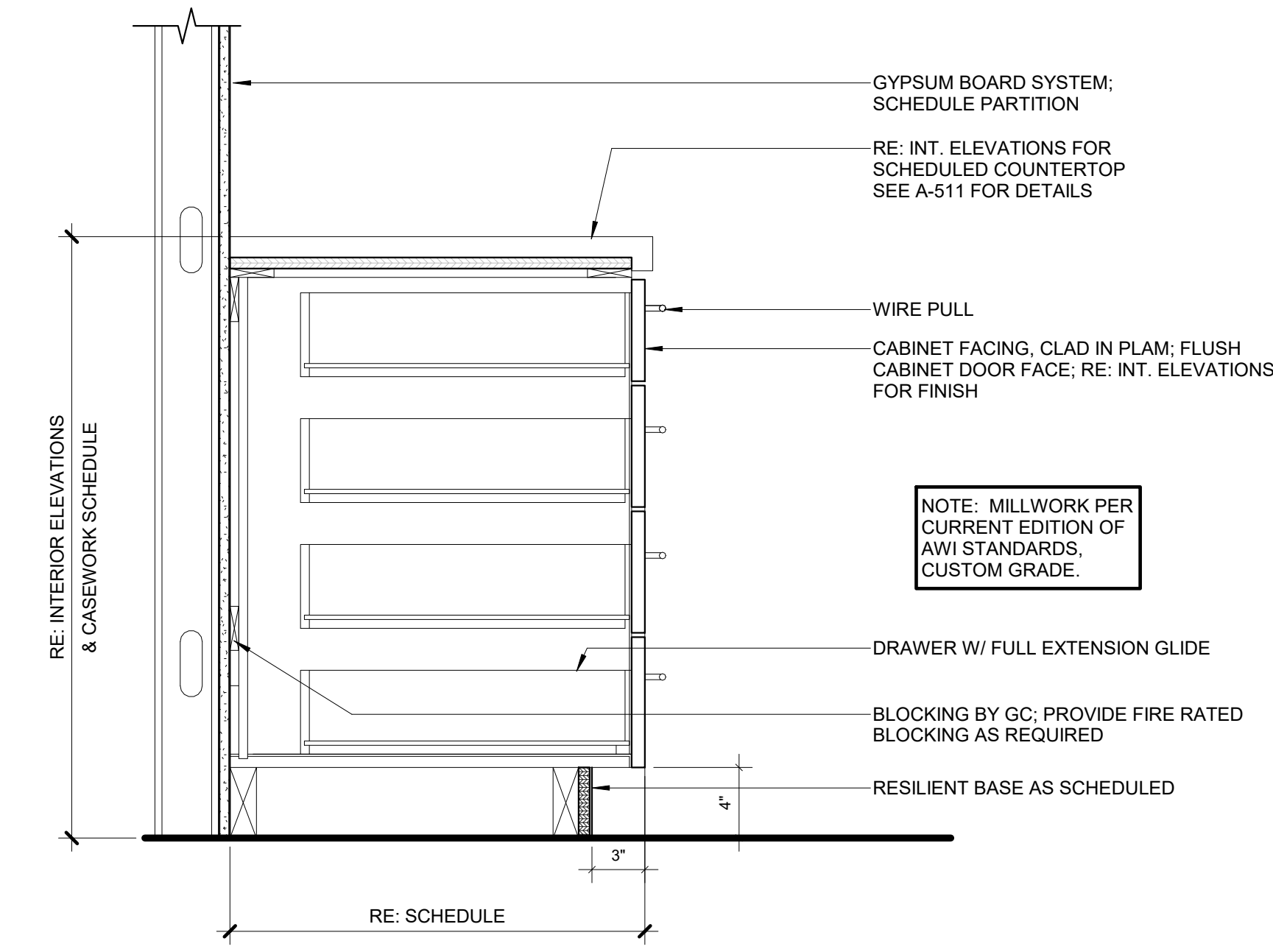
7 INTERIOR CASEWORK - U4 UPPER CABINET WITH DOORS  
1 1/2" = 1'-0"



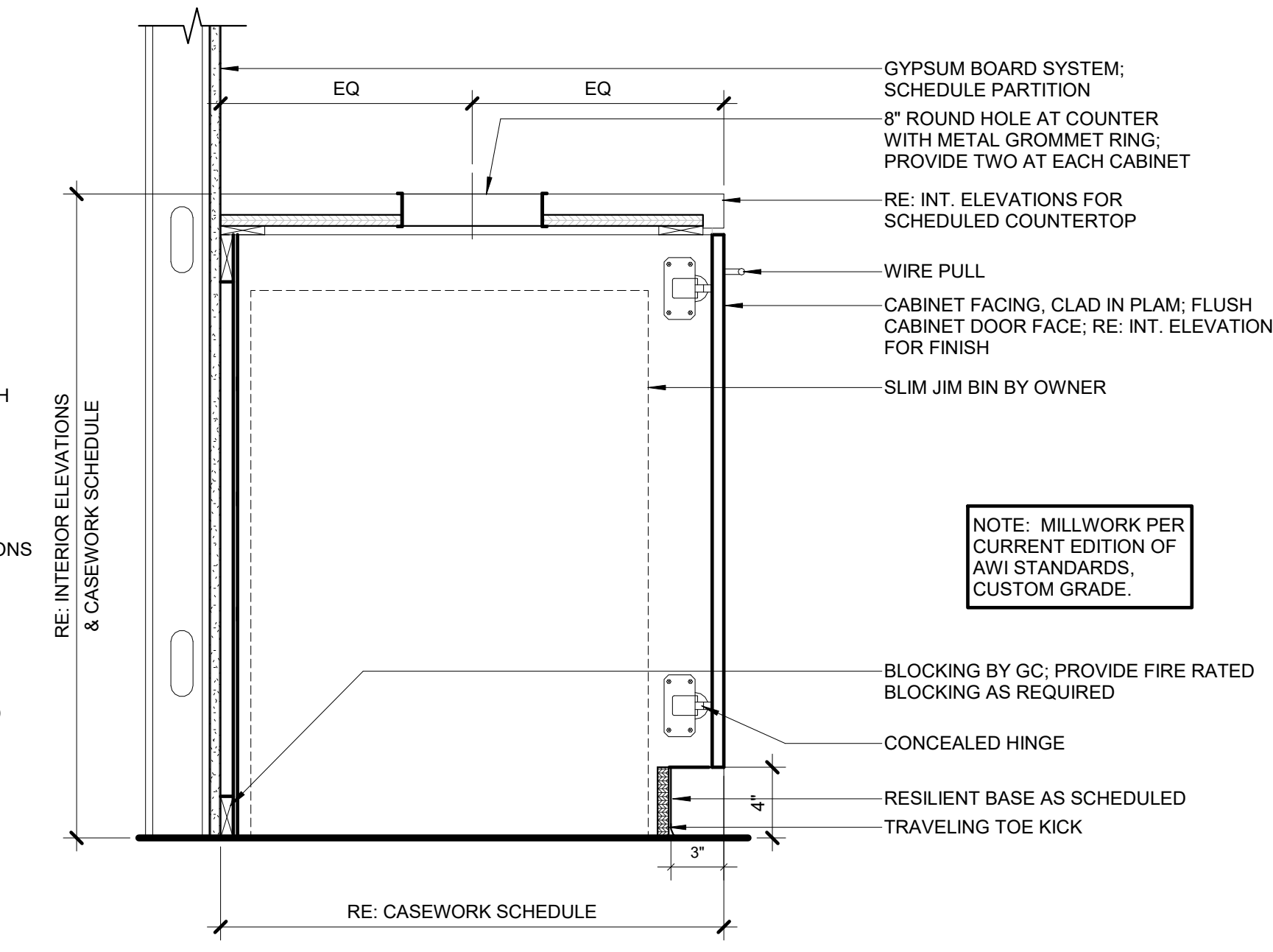
8 INTERIOR CASEWORK - U5 UPPER CABINET WITH MICROWAVE SHELF  
1 1/2" = 1'-0"



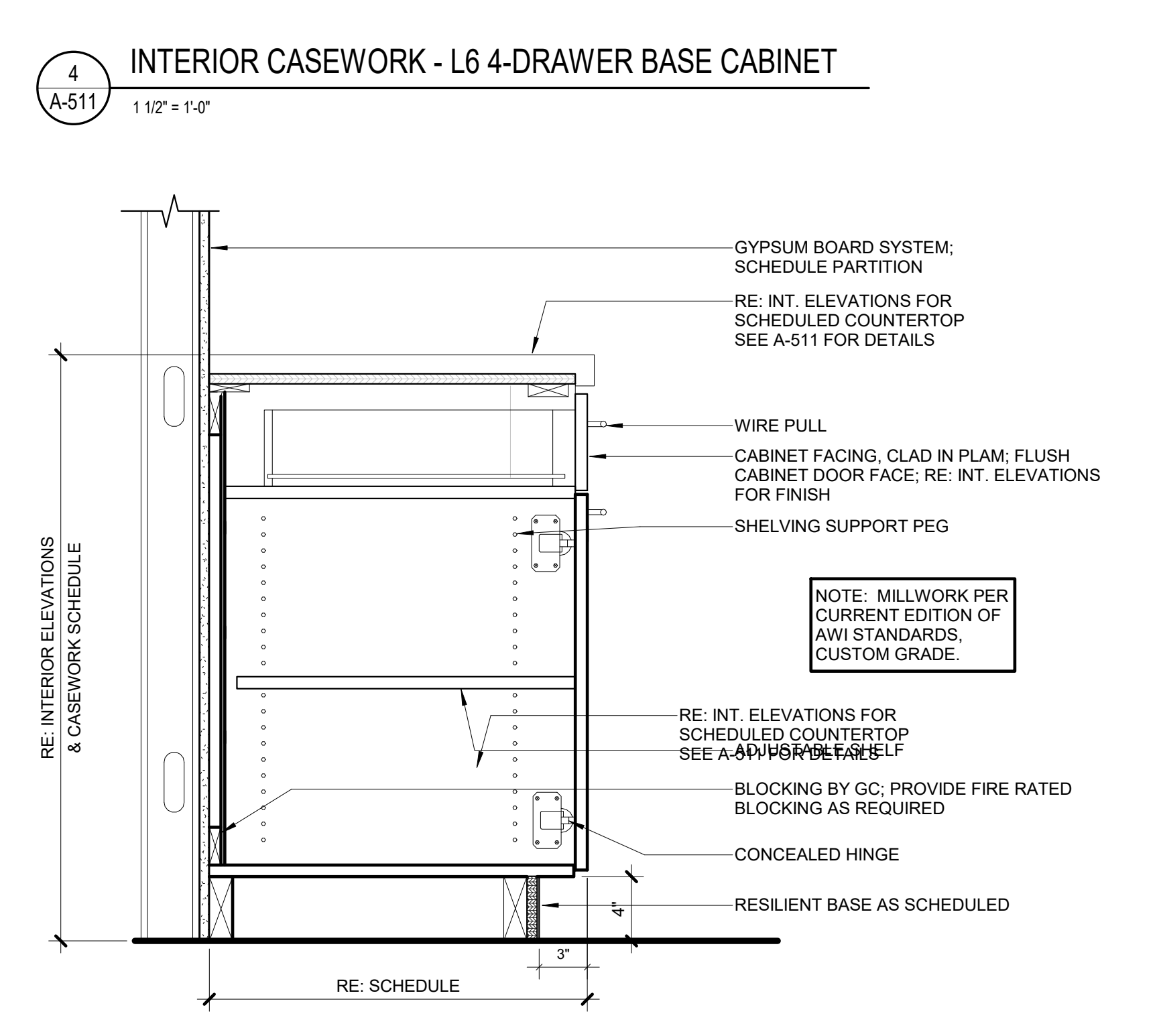
9 INTERIOR CASEWORK - LAVATORY WITH PLUMBING APRON  
1 1/2" = 1'-0"



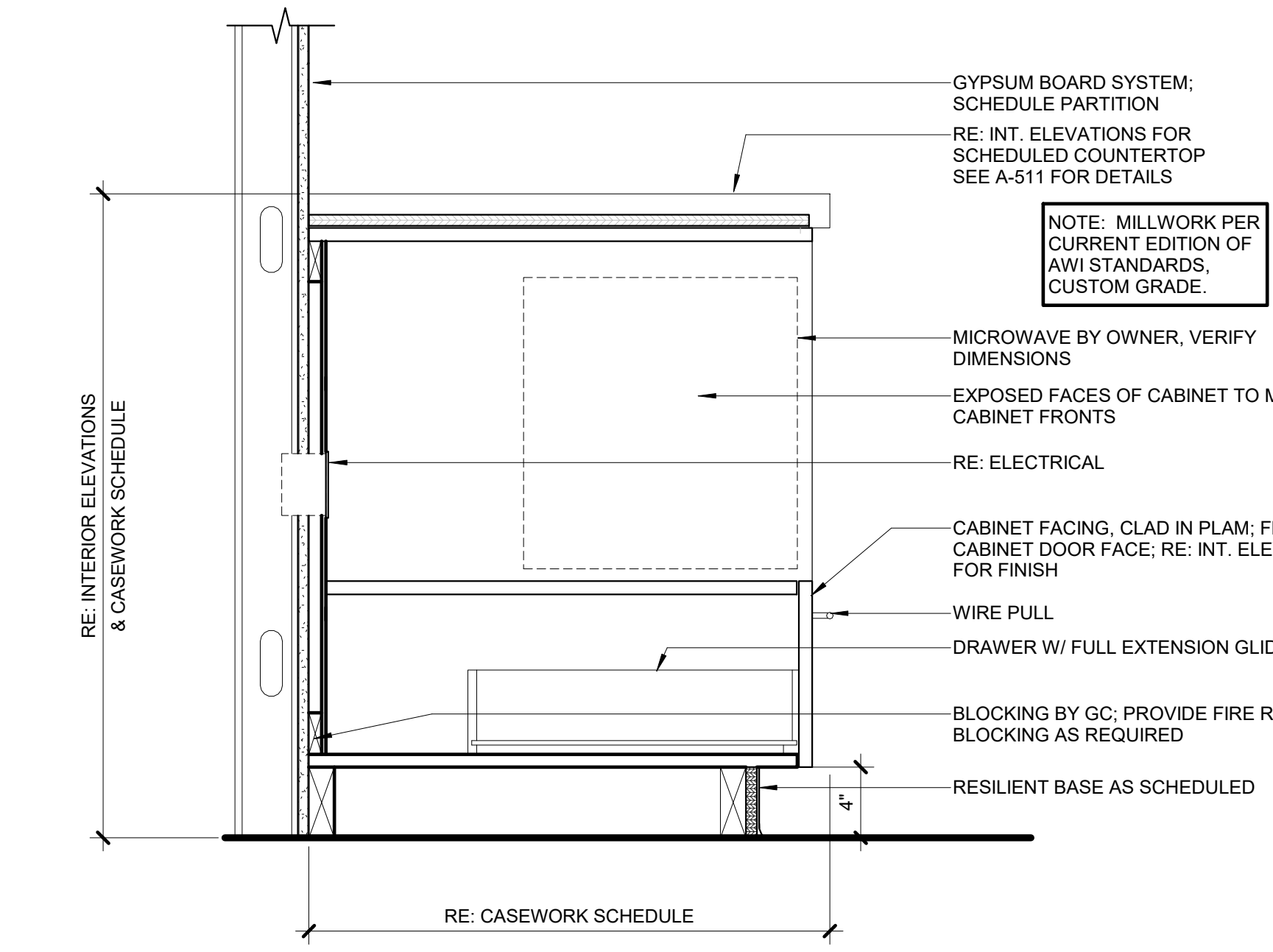
4 INTERIOR CASEWORK - L6 4-DRAWER BASE CABINET  
1 1/2" = 1'-0"



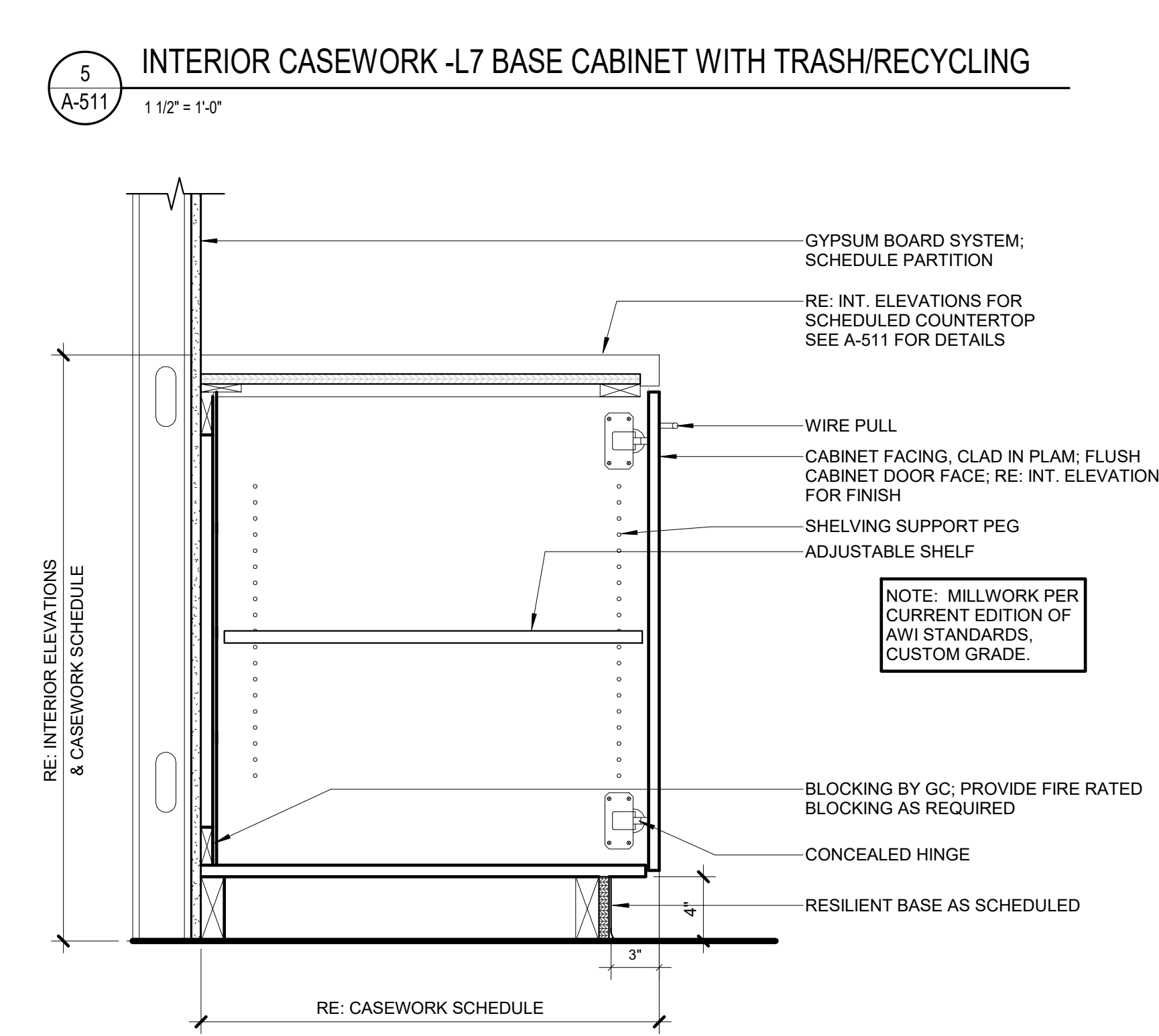
5 INTERIOR CASEWORK - L7 BASE CABINET WITH TRASH/RECYCLING  
1 1/2" = 1'-0"



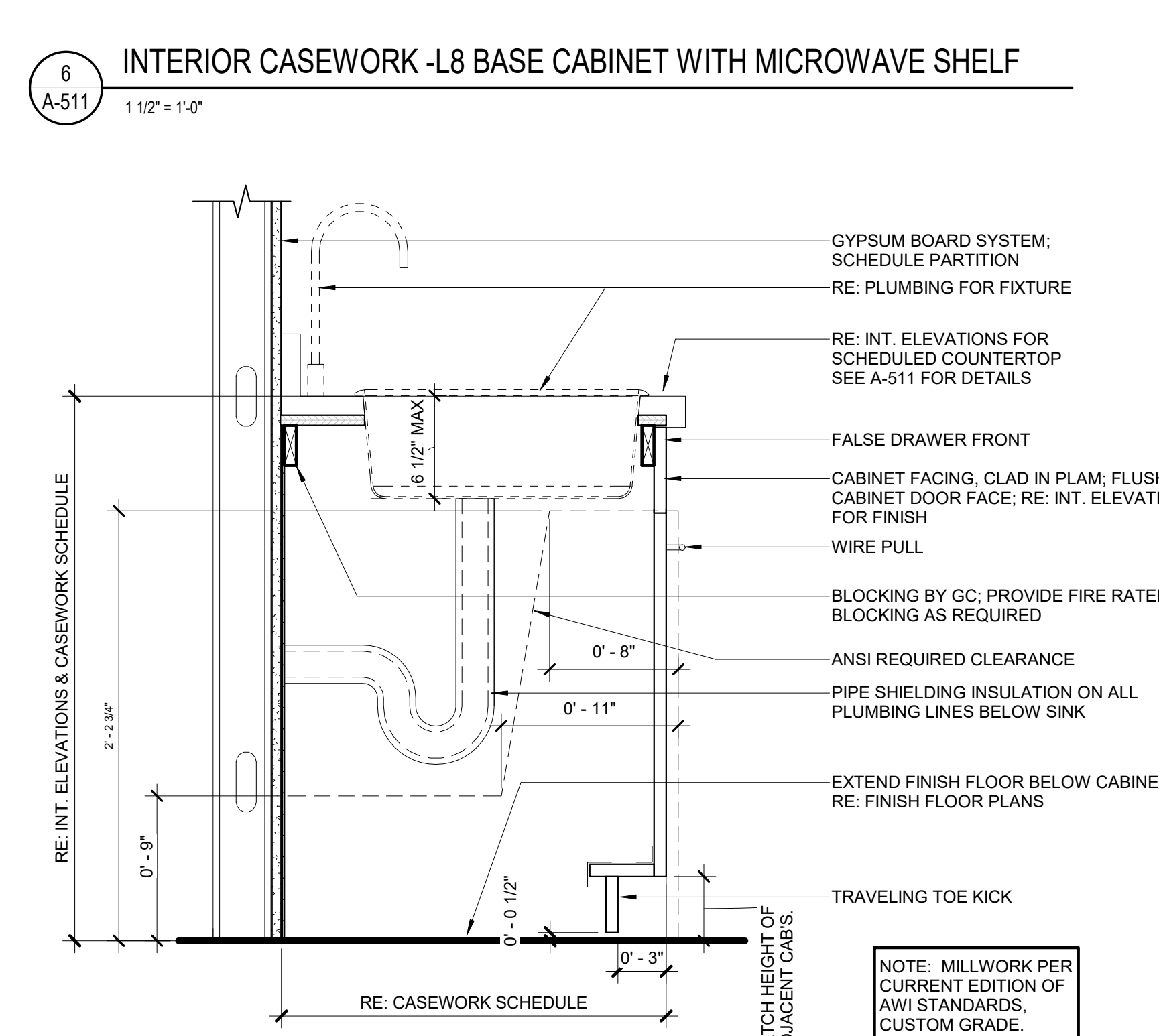
1 INTERIOR CASEWORK - L1 BASE CABINET WITH DOOR AND DRAWER  
1 1/2" = 1'-0"



6 INTERIOR CASEWORK - L8 BASE CABINET WITH MICROWAVE SHELF  
1 1/2" = 1'-0"



2 INTERIOR CASEWORK - L2 BASE CABINET WITH ADJUSTABLE SHELF  
1 1/2" = 1'-0"



3 INTERIOR CASEWORK - L4 BASE CABINET AT ACCESSIBLE SINK  
1 1/2" = 1'-0"

**OWNER**  
BOULDER COUNTY PUBLIC WORKS  
2525 13TH STREET  
BOULDER, CO 80304

**ARCHITECT / INTERIOR DESIGN**  
STUDIOTROPE DESIGN COLLECTIVE  
2942 WELTON ST  
DENVER, CO 80205

**MEP ENGINEER**  
PCD ENGINEERING  
323 3RD AVE, #100  
LONGMONT, CO 80501

**STRUCTURAL ENGINEER**  
ANTHEM STRUCTURAL  
2213 CENTRAL AVE  
BOULDER, CO 80301

**LIGHTING DESIGNER**  
ENLIGHTEN  
12364 W ALAMEDA PARKWAY, SUITE 135  
LAKEWOOD, CO 80228

**ACOUSTIC ENGINEER**  
K2 AUDIO  
5777 CENTRAL AVE, SUITE 225  
BOULDER, CO 80301

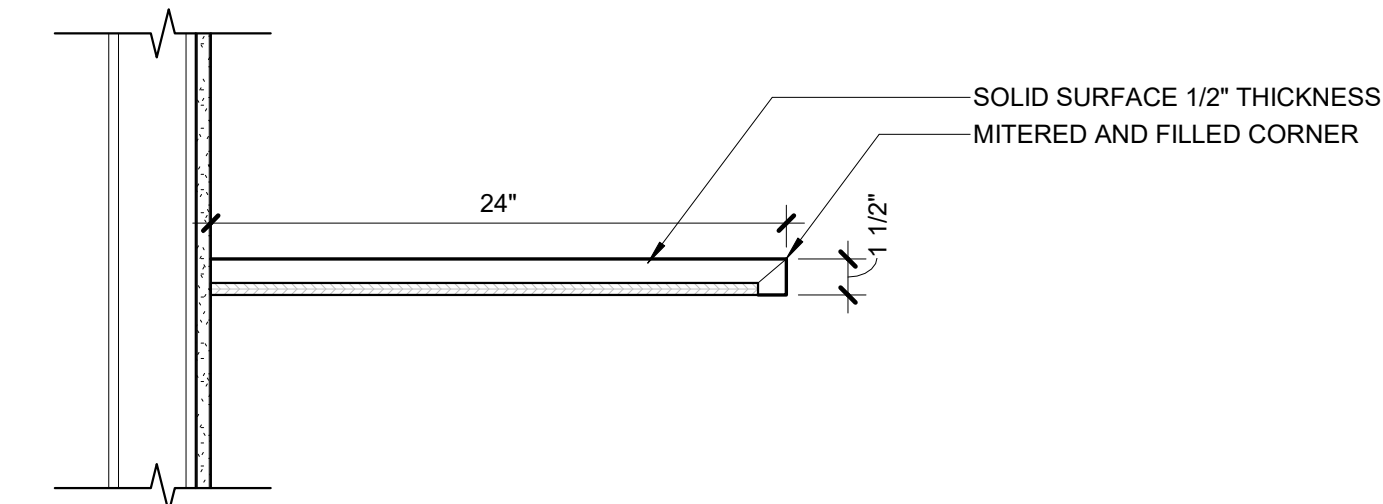
**FURNITURE**  
WORKPLACE RESOURCE  
1899 WYNKOOP ST  
DENVER, CO 80202

**CIVIL ENGINEER**  
JVA CONSULTING ENGINEERS  
1319 SPRUCE ST  
BOULDER, CO 80302

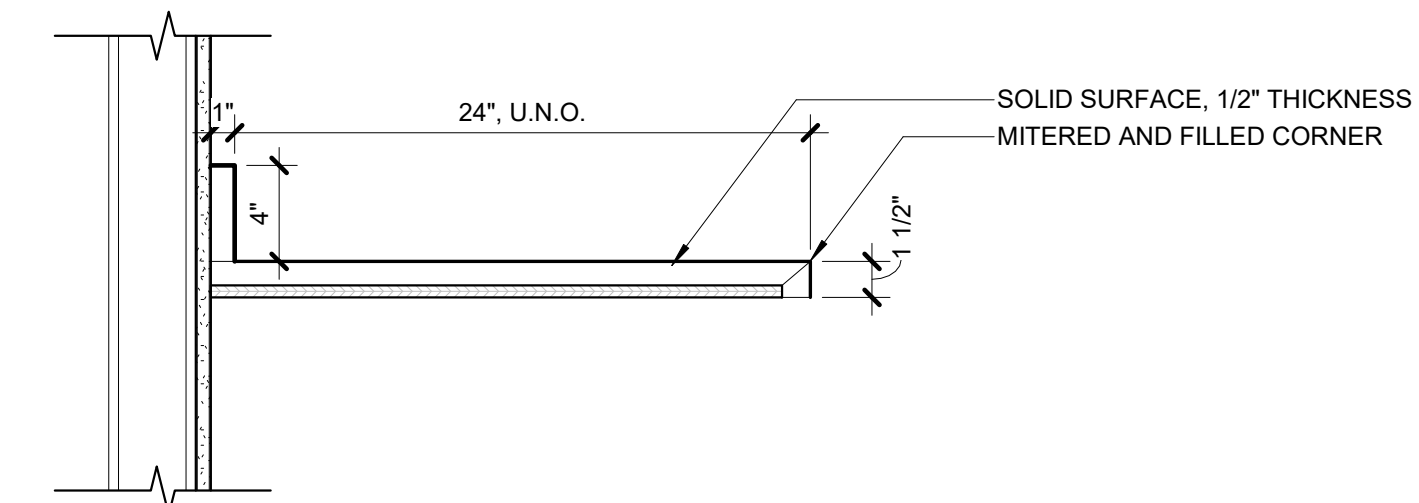
**SOUTHEAST COUNTY SERVICE HUB**  
1755 S. PUBLIC RD  
LAFAYETTE, CO 80026

PROJECT: PROJECT NO: 2007

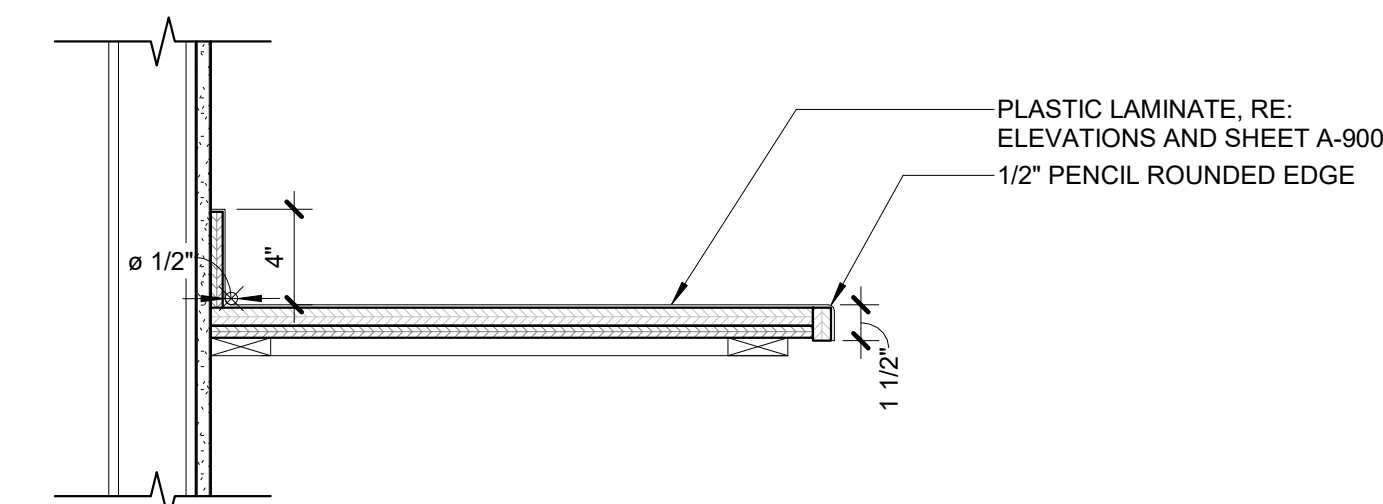
ISSUE DATE: 11-19-2021 PHASE / REV NAME: CONSTRUCTION DOCUMENTS



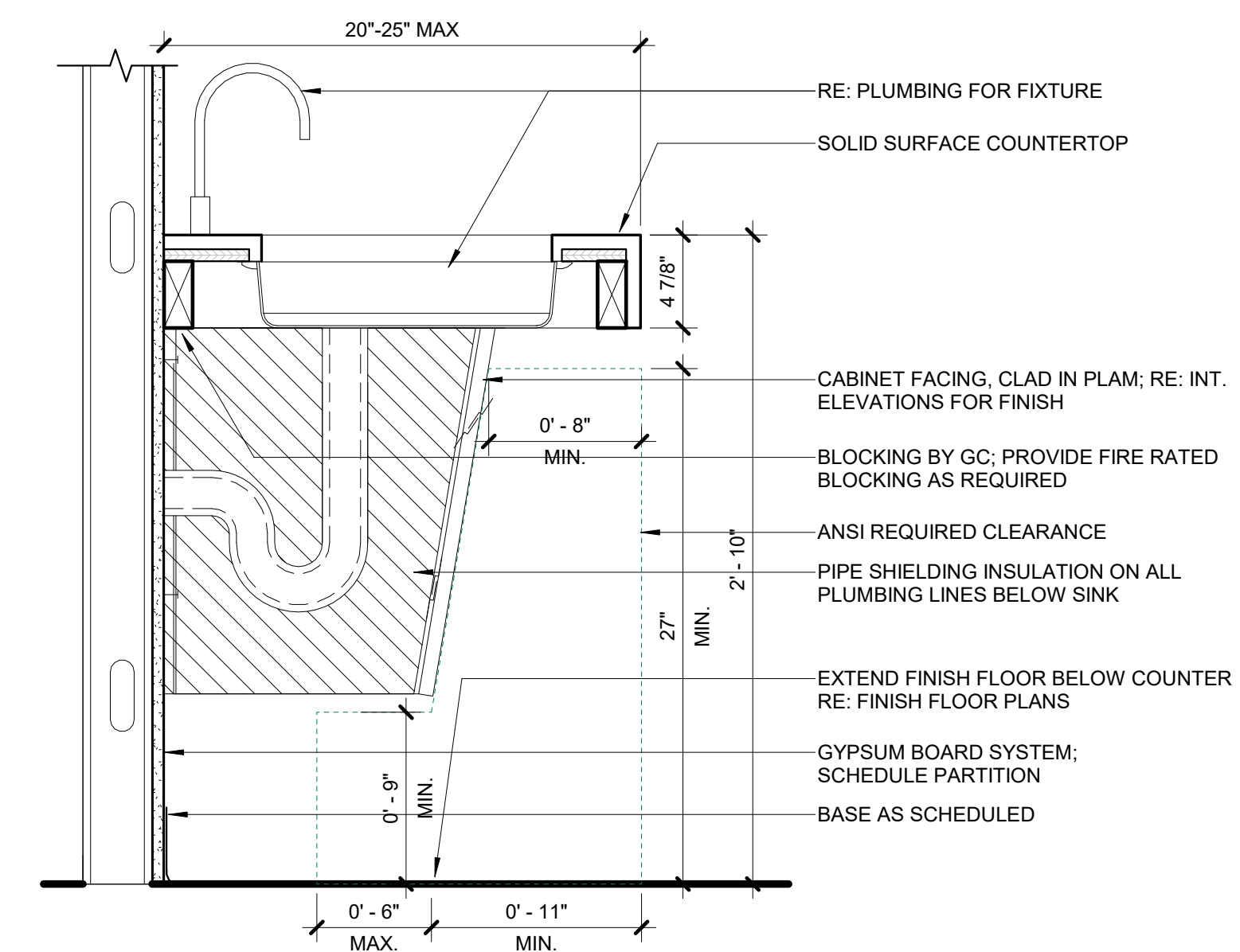
**4**  
A-512  
SSM COUNTER EDGE DETAIL - NO SPLASH, NON-WET AREAS  
1 1/2" = 1'-0"



**3**  
A-512  
SSM COUNTER EDGE DETAIL - WITH BACKSPLASH  
1 1/2" = 1'-0"



**2**  
A-512  
PLAM COUNTER EDGE DETAIL, WITH SPLASH  
1 1/2" = 1'-0"



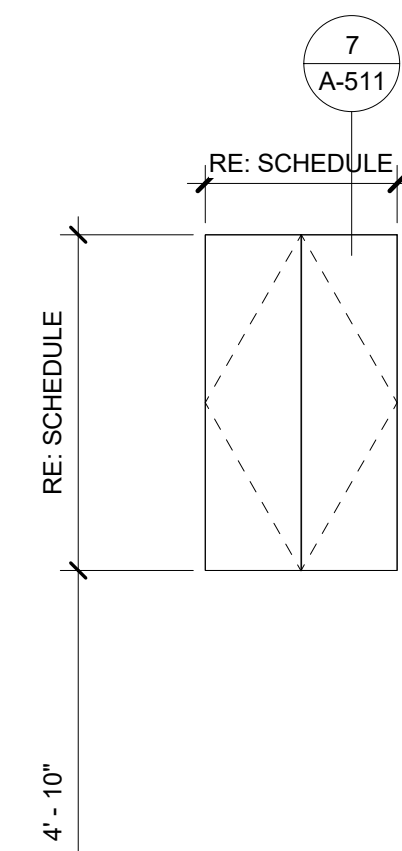
**1**  
A-512  
INTERIOR CASEWORK - LAVATORY WITH PLUMBING APRON @ RESTROOMS  
1 1/2" = 1'-0"

CASEWORK AND  
COUNTERTOP DETAILS

**A-512**

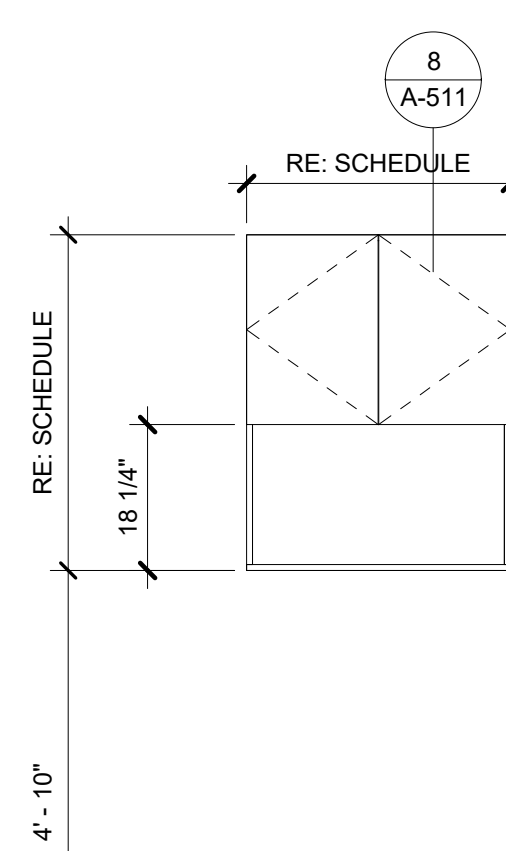
© 2021 STUDIOTROPE, LLC  
11/19/2021 4:46:26 PM





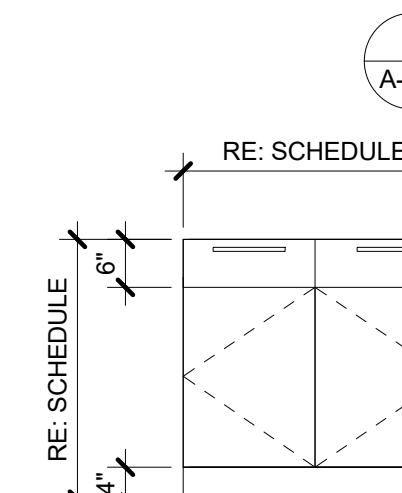
**U4: UPPER CABINET WITH DOUBLE DOORS**

Model	Type	Comments	Width	Depth	Height	Count
U4	A	DOUBLE DOOR	36"	12"	23 3/4"	1
U4	C	DOUBLE DOOR	36"	12"	23 3/4"	2
U4	A	DOUBLE DOOR	24"	12"	42"	2



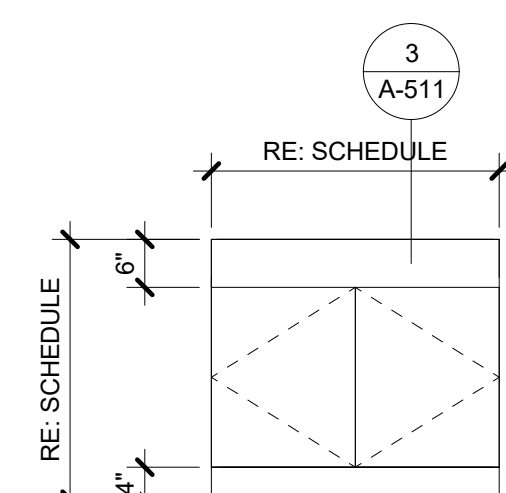
**U5: UPPER CABINET WITH MICROWAVE SHELF**

Model	Type	Comments	Width	Depth	Height	Count
U4	E	DOUBLE DOOR	36"	12"	42"	2
U5	C	MICROWAVE, DOUBLE DOOR	33"	12"	42"	2



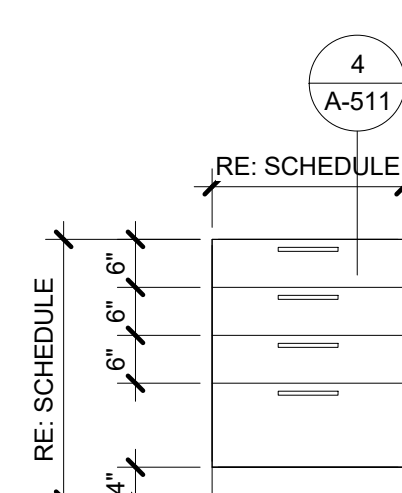
**L1: BASE CABINET WITH DOUBLE DOORS AND DRAWERS**

Model	Type	Comments	Width	Depth	Height	Count
L1	A	DOUBLE DOOR	24"	24"	32 1/2"	1
L1	C	DOUBLE DOOR	30"	24"	32 1/2"	3
L1	D	DOUBLE DOOR	33"	24"	32 1/2"	6
L1	E	DOUBLE DOOR	36"	24"	32 1/2"	3
L1	E	DOUBLE DOOR, DRAWER	36"	24"	32 1/2"	3



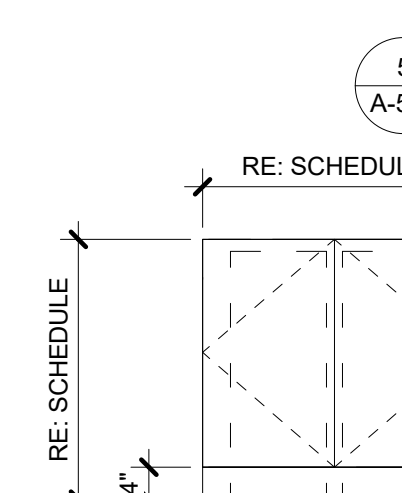
**L4: BASE CABINET WITH SINK AND DOUBLE DOORS**

Model	Type	Comments	Width	Depth	Height	Count
L4	E	DOUBLE DOOR, SINK	36"	24"	32 1/2"	3



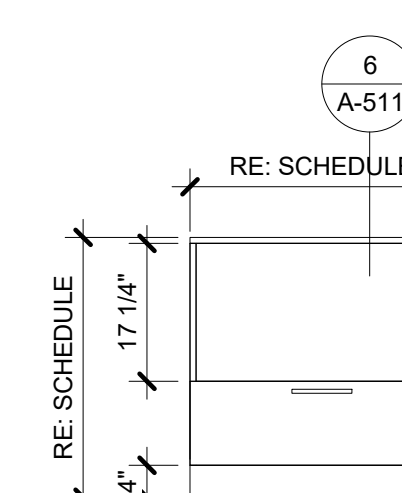
**L6: BASE CABINET WITH 4 DRAWERS**

Model	Type	Comments	Width	Depth	Height	Count
L6	A	4 DRAWERS	18"	24"	32 1/2"	1
L6	B	4 DRAWERS	24"	24"	32 1/2"	3
L6	C	DOUBLE DOOR	15"	24"	32 1/2"	1



**L7: BASE CABINET WITH TRASH / RECYCLING**

Model	Type	Comments	Width	Depth	Height	Count
L7	D	TRASH/ RECYCLING	33"	24"	32 1/2"	9

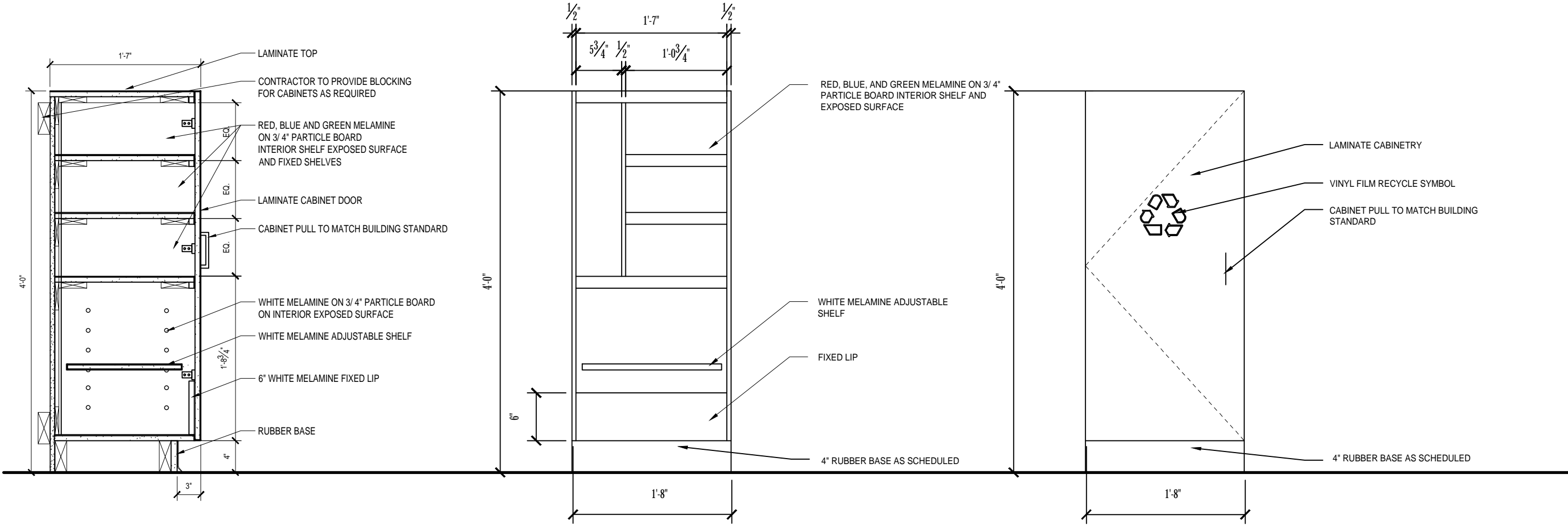


**L8: BASE CABINET WITH MICROWAVE SHELF**

Model	Type	Comments	Width	Depth	Height	Count
L8	D	MICROWAVE BASE	33"	24"	32 1/2"	2



BOULDER COUNTY CHaRM RECYCLING CABINET (TYPICAL) Quantity = 6



**A1** RECYCLING CABINET DETAIL  
1 1/2" = 1'-0"

**A2** RECYCLING CABINET INTERIOR ELEVATION  
1 1/2" = 1'-0"

**A3** RECYCLING CABINET ELEVATION  
1 1/2" = 1'-0"





VIEW OF LOBBY TOWARDS MOTOR VEHICLES



VIEW OF BUSINESS CENTER



VIEW OF OPEN LOUNGE AT TRAINING AREA



VIEW OF OPEN OFFICE AT SE CORNER LEVEL 02



## CEILING

CLG-01	GYPSUM BOARD CEILING
DESCRIPTION	PAINTED GYP BOARD, CONTROL JOINTS EVERY 30 FEET
NOTE	LEVEL 4 UON

CLG-02	ACOUSTICAL CEILING TILE
MFR	ARMSTRONG
MATERIAL	MINERAL FIBER
TILE	ULTIMA - HIGH NRC-1942 FINE TEXTURE
SIZE	2'X2'
NRC	.80 NRC
SUSPENSION	SUPRAFINE 9/16"
NOTE	6" AXIOM CLASSIC TRIM WHERE EXPOSED - WHITE, PUBLIC SPACES

CLG-03	ACOUSTICAL CLOUD
MFR	ARMSTRONG
MATERIAL	MINERAL FIBER
TILE	ULTIMA -1912 FINE TEXTURE
SIZE	2'X2'
NRC	.70 NRC
SUSPENSION	SUPRAFINE 9/16"
NOTE	6" AXIOM CLASSIC TRIM WHERE EXPOSED, OTHER AREAS

CLG-04	WOOD SLAT ACOUSTICAL
MANUFACTURER	9WOOD
STYLE	2000 LINEAR WOOD SERIES / 2100 PANELIZED LINEAR STYLE
COLOR	WHITE ASH (PLAIN SLICED VENEER)
SIZE	3 1/4" X 3/4" SLATS W/ 3/4" GAP
MATERIAL	WOOD COMPOSITE W/VENEER
NOTE	NRC MIN = 0.70; ATTACH 1.5" THICK DUCT LINER ATTACHED TO TOP OF WOOD PANELS (B.O.D. = KNAUF INSULATION ATMOSPHERE); WRAPS DOWN ONTO WALL. TRIM AND MITER EDGES PER DETAILS.

CLG-05	ACCENT ACOUSTICAL CEILING TILE
MFR	KIREI
MATERIAL	ECHOTILE SYNC - COLOR: 633 PACIFIC
TILE	
SIZE	23.75" X 23.75"
NRC	GREATER THAN .40
SUSPENSION	SUPRAFINE 9/16"
NOTE	KIREI TO CUT PANELS TO SIZE AT THE FACTORY. USE IN COLLABORATION AREA CEILINGS. SIZE OF CUTS TO BE FINALIZED IN CA

EXP-01	EXPOSED TO STRUCTURE - PAINTED
MFR	-
MATERIAL	-
TILE	-
SIZE	-
NRC	-
SUSPENSION	-
NOTE	PAINT, PT-02, CONDUIT, HVAC, ETC.

## PAINT/ WALL FINISHES

PT-01	CEILING - GYP. BOARD
MFR	SHERWIN WILLIAMS
COLOR	SW7007 - CEILING BRIGHT WHITE
SHEEN	FLAT
NOTES	

PT-02	EXPOSED CEILING STRUCTURE
DESCRIPTION	DUST COLOR
NOTE	DRYFALL TYPE PAINT

PT-03	TYPICAL FIELD [SOFT WHITE]
MFR	SHERWIN WILLIAMS
COLOR	LIGHT MOVES SW1053
SHEEN	EGGSHELL
NOTES	

PT-04	ACCENT [LIGHT GREEN]
MFR	SHERWIN WILLIAMS
COLOR	CUCUZZA VERDA SW 9038
SHEEN	EGGSHELL
NOTES	

PT-05	ACCENT [DEEP GREEN]
MFR	SHERWIN WILLIAMS
COLOR	STARBOARD SW6755
SHEEN	EGGSHELL
NOTES	

PT-06	ACCENT [BLUE]
MFR	BENJAMIN MOORE
COLOR	NAPLES BLUE 2057-30
SHEEN	EGGSHELL
NOTES	

PT-07	ACCENT [DARK BLUE/NAVY]
MFR	SHERWIN WILLIAMS
COLOR	ANCHORS AWEIGH SW9179
SHEEN	EGGSHELL
NOTES	

PT-08	ACCENT [GREY]
MFR	SHERWIN WILLIAMS
COLOR	ARGOS SW7065
SHEEN	EGGSHELL
NOTES	

PT-09	ACCENT [RESTROOM CEILINGS]
MFR	SHERWIN WILLIAMS
COLOR	GREENBLACK SW6994
SHEEN	FLAT
NOTES	

PT-10	[EPOXY FORMULATION]
MFR	TBD
COLOR	MATCH COLOR DESIGNATION NOTED
SHEEN	EGGSHELL
NOTES	SEE SPECIFICATION FOR EPT REQUIREMENT

CG-01	CORNER GUARD
DESCRIPTION	KOROGUARD WALL PROTECTION SYSTEMS
NOTE	STAINLESS STEEL, 16 GAUGE - GS20, 2"X2"X4", #4 SATIN; PUBLIC SPACES AS NOTED

CG-02	CORNER GUARD
DESCRIPTION	KOROGUARD WALL PROTECTION SYSTEMS
NOTE	LEXAN SURFACE MOUNTED-J200, TRANSPARENT, POLYCARBONATE, 2"X2"X4", #4 SATIN, OPEN OFFICE EXPOSED CORNERS AS NOTED

WC-01	WOOD CLADDING
MANUFACTURER	RECLIMED DESIGN WORKS DENVER
STYLE	HISTORIC PLANK ORIGINAL FACE
COLOR	MIXED HARDWOOD BARN WOOD
WEIGHT	
SIZE	4" WIDTH, MULTIPLE LENGTHS, 5/8" THICK
NOTE	FEATURE WALL, 3/4" FR PLY BACKING, USE B-03 ALL LOCATIONS. FRY REGLET F-REVEAL ANNOIDIZED ALUMINUM TRIM OR SCHLUTER JOLLY METAL TOP CAP

WC-02	ACOUSTIC PANELS [LIGHT GREY]
MANUFACTURER	SONUS
STYLE	DIMENSIONAL PANELS
COLOR	KNOLL REFLECT E884/4A STEEL
WEIGHT	
SIZE	CUSTOM SIZES: WIDTHS PER ELEVATIONS X 72" H
NOTE	STEPS DIMENSIONAL DESIGN

WC-03	ACOUSTIC PANELS [GREEN]
MANUFACTURER	KIREI
STYLE	ECHOPANEL
COLOR	338 JADE
WEIGHT	
SIZE	24MM
NOTE	KIREI TO LAMINATE (2) 12MM PANELS TOGETHER AT THE FACTORY. USE IN LOBBY AT SERVICE DESKS

WC-04	ACOUSTIC PANELS [BLUE]
MANUFACTURER	KIREI
STYLE	ECHOPANEL
COLOR	633 PACIFIC
WEIGHT	
SIZE	24MM
NOTE	COLLABORATIVE AREAS AND MOTOR VEHICLES IN THE LOBBY

## WALL BASE

RB-01	RUBBER BASE [TYPICAL]
MANUFACTURER	BURKE - MANNINGTON
STYLE	PREFORMED INSIDE AND OUTSIDE CORNERS
COLOR	198 - DEEP SPACE
SIZE	4" HIGH
MATERIAL	THERMOSET RUBBER
NOTE	USE AT CASEWORK TOEKICKS AND ALL GYP WALLS UON

RB-02	RUBBER BASE
MANUFACTURER	BURKE - MANNINGTON
STYLE	PREFORMED INSIDE AND OUTSIDE CORNERS
COLOR	TBD
SIZE	6" HIGH
MATERIAL	THERMOSET RUBBER
NOTE	WORKOUT & CARDIO ROOM

B-01	TILE BASE
MANUFACTURER	CONCEPT SURFACES
STYLE	TL-01/TL-02, RE: ELEVATIONS
COLOR	TL-01/TL-02, RE: ELEVATIONS
SIZE	6" H CUT TILE
MATERIAL	PORCELAIN TILE
NOTE	MATCH TL-01, WITH METAL TOP CAP AND COVE BASE - INCLUDE INSIDE AND OUTSIDE CORNERS AND END CAPS

B-03	METAL BASE [2"H]
MANUFACTURER	MOULDINGS MX
STYLE	STRAIGHT PROFILE
COLOR	BRUSHED STAINLESS STEEL
SIZE	2" H
MATERIAL	STAINLESS STEEL
NOTE	FOR USE WITH WC-01 ONLY

B-04	METAL BASE [4"H]
MANUFACTURER	MOULDINGS MX
STYLE	STRAIGHT PROFILE
COLOR	BRUSHED STAINLESS STEEL
SIZE	4" H
MATERIAL	STAINLESS STEEL
NOTE	

## FLOOR FINISH

CPT-01	WALK OFF MAT
MANUFACTURER	SHAW
STYLE	ALL ACCESS - JIVE 5T412
COLOR	STEP - 12549
SIZE	24X24
FIBER	TDX NYLON
DYE METHOD	SOLUTION DYED
TUFTED WEIGHT	30 OZ/YD
INSTALLATION	TBD
NOTE	\$48 PER SQ YARD

CPT-02	FIELD
MANUFACTURER	MANNINGTON
STYLE	RIDGELINE
COLOR	COMPASS
SIZE	12" x 48" TILES
FIBER	ANTRON LUMENA TYPE 6.6 NYLON
DYE METHOD	SOLUTION
TUFTED WEIGHT	28OZ/YD
INSTALLATION	TBD
NOTE	

CPT-03	ACCENT [BLUE]
MANUFACTURER	SHAW
STYLE	ENDLESS TILE 5T305
COLOR	SPRINGS - 05440
SIZE	9" X 36" TILES
FIBER	ANTRON LUMENA TYPE 6.6 NYLON
DYE METHOD	SOLUTION
TUFTED WEIGHT	22 OZ
INSTALLATION	RE: INSTALL DIAGRAMS
NOTE	

CPT-04	ACCENT [GREEN]
MANUFACTURER	SHAW
STYLE	ENDLESS TILE 5T305
COLOR	GREENHOUSE 05396
SIZE	9" X 36" TILES
FIBER	ECOSOLUTION Q100 NYLON
DYE METHOD	SOLUTION
TUFTED WEIGHT	22OZ
INSTALLATION	RE: INSTALL DIAGRAMS
NOTE	

CPT-05	ACCENT [GREEN + GREY]
MANUFACTURER	SHAW
STYLE	SUSPEND TILE
COLOR	GREENHOUSE 88396
SIZE	9" x 36" TILES
FIBER	ECOSOLUTION Q100 NYLON
DYE METHOD	
TUFTED WEIGHT	190Z/YD
INSTALLATION	
NOTE	

CPT-06	WALK-OFF MAT
MANUFACTURER	TARKETT
STYLE	GEO TILE
COLOR	00979 CHARCOAL
SIZE	18" X 18" TILES
FIBER	100% POLYPROPYLENE
DYE METHOD	SOLUTION
TUFTED WEIGHT	
INSTALLATION	
NOTE	WALK OFF MAT IN VESTIBULES

RF-01	LVT [FIELD]
MANUFACTURER	PATCRAFT
STYLE	CROSSOVER LL 1439V
COLOR	SMOKEY TAUPE 00720
SIZE	7" X 48" X 5MM
MATERIAL	LUXURY VINYL PLANK WITH FIBERGLASS
NOTE	LOOSE LAY. INCLUDE UNDERLAYMENT

RF-02	SPECIALITY ACCENT
MANUFACTURER	JOKIMO
STYLE	LAVA FLOOR TILES
COLOR	BLUE/GREEN - TWO TONE
SIZE	20" SQUARES
MATERIAL	POLYCARBONATE
NOTE	PRODUCTION ONLY A FEW TIMES A YEAR, SO POSSIBLE LONG LEAD TIMES

RF-03	FITNESS FLOORING [CARDIO ROOM]
MANUFACTURER	ECORE COMMERCIAL FLOORING
STYLE	FOREST RX
COLOR	TOASTED OAK
SIZE	7MM THICK ROLL, 72" WIDE GOODS
MATERIAL	RUBBER COMPOSITE
NOTE	

RF-04	FITNESS FLOORING [WORKOUT ROOM]
MANUFACTURER	ECORE COMMERCIAL FLOORING
STYLE	MONSTER
COLOR	CHARCOAL
SIZE	7MM THICK ROLL, 72" WIDE GOODS
MATERIAL	RUBBER COMPOSITE
NOTE	WORKOUT ROOM

SC-01	SEALED CONCRETE
DESCRIPTION	CLEAR SEALED CONCRETE

NOTE

## TILE

TL-01	FLOOR + WALL TILE [LIGHT GREY]
MATERIAL	PORCELAIN
MANUFACTURER	CONCEPT SURFACES
STYLE-COLOR	EVOLVE GREY
SIZE	12" x 24"
GROUT COLOR	
GROUT WIDTH	1/8" EPOXY GROUT 100% SOLIDS
NOTE	METAL COVE BASE, METAL PREFORMED INSIDE AND OUTSIDE CORNERS. FOH RESTROOMS.

TL-02	FLOOR + WALL TILE [DARK GREY]
MATERIAL	PORCELAIN
MANUFACTURER	CONCEPT SURFACES
STYLE-COLOR	EVOLVE COAL
SIZE	12" x 24"
GROUT COLOR	
GROUT WIDTH	1/8" EPOXY GROUT 100% SOLIDS
NOTE	METAL COVE BASE, METAL PREFORMED INSIDE AND OUTSIDE CORNERS. BOH RESTROOMS.

TL-03	WALL TILE [ACCENT - FIELD]
MATERIAL	METAL EFFECT GLAZED PORCELAIN BRICKS
MANUFACTURER	VIVA
STYLE-COLOR	METALLICA GREY LUX
SIZE	2"X10" METAL BRICK
GROUT COLOR	TBD
GROUT WIDTH	1/8" POLYMER MODIFIED UNSANDED GROUT
NOTE	METAL TRIM AT TOP AND SIDES OF TILE WHEN TILE IS NOT ADJACENT. PUBLIC RR ACCENT & OPEN LOUNGE 134

TL-05	WALL TILE [ACCENT BAND - BLUE]
MATERIAL	METAL EFFECT GLAZED PORCELAIN BRICKS
MANUFACTURER	VIVA
STYLE-COLOR	METALLICA BLUE LUX
SIZE	2"X10" METAL BRICK
GROUT COLOR	TBD
GROUT WIDTH	1/8" POLYMER MODIFIED UNSANDED GROUT
NOTE	METAL TRIM AT TOP AND SIDES OF TILE WHEN TILE IS NOT ADJACENT. PUBLIC RR & OPEN LOUNGE 134 ACCENT

TL-06	WALL TILE [ACCENT BAND - GREEN]
MATERIAL	METAL EFFECT GLAZED PORCELAIN BRICKS
MANUFACTURER	VIVA
STYLE-COLOR	METALLICA GREEN LUX
SIZE	2"X10" METAL BRICK
GROUT COLOR	TBD
GROUT WIDTH	1/8" POLYMER MODIFIED UNSANDED GROUT
NOTE	METAL TRIM AT TOP AND SIDES OF TILE WHEN TILE IS NOT ADJACENT. PUBLIC RR & OPEN LOUNGE 134 ACCENT

TL-07	WALL TILE [ACCENT]
MATERIAL	CERAMIC TILE
MANUFACTURER	TILEBAR
STYLE-COLOR	LANCASTER - OPEN SEAS
SIZE	3" H x 12" W
GROUT COLOR	TBD
GROUT WIDTH	1/8" POLYMER MODIFIED UNSANDED GROUT
NOTE	TYPICAL BREAK ROOM WALL TILE EXCEPT OPEN LOUNGE 134

TL-08	FLOOR TILE [SHOWER ROOM]
MATERIAL	PORCELAIN MOSAIC
MANUFACTURER	CERAMIC TECHNICS
STYLE-COLOR	URBAN STUDIO - BLACK
SIZE	2" HEX
GROUT COLOR	TBD
GROUT WIDTH	1/8" POLYMER MODIFIED UNSANDED GROUT
NOTE	METAL TRIM AT TOP AND SIDES OF TILE.

## GENERAL FINISH NOTES

- SEE FINISH LEGEND AND RCP'S FOR ADDITIONAL INFORMATION.
- CONSULT WITH ARCHITECT REGARDING ANY DISCREPANCIES OR OMISSIONS.
- ARCHITECT WILL BE AVAILABLE TO REVIEW ON SITE AS REQUIRED
- U.O.N. THE SUBSTRATE FOR ANY PAINT IS GWB.
- ALL WALLS ARE TO BE PAINTED PT-03 U.N.O
- ALL GYP SOFFITS AND CEILINGS ARE TO BE PAINTED PT-01 U.N.O.
- ALL CASEWORK SHOWN IS TO BE ENGINEERED BY FABRICATOR. DRAWINGS ARE TO SHOW DESIGN INTENT AND FOR PRICING PURPOSES.
- ALL LAMINATE CASEWORK TO HAVE 3MM EDGE BAND ON ALL EDGES, HEAVY DUTY DRAWER GLIDES, HIDDEN HINGES, WHITE MELAMINE INTERIORS OF ALL CABINETS, DRAWERS ETC. U.N.O
- GC TO PROVIDE ALL CODE REQUIRED ROOM SIGNAGE. REFER TO GRAPHICS PACKAGE FOR WAYFINDNG AND ENVIRONMENTAL GRAPHICS.
- SEE ARCH SHEETS FOR ADDITIONAL ALLOWANCES FOR GRAPHIC ELEMENTS ETC.
- FLOORING DETAILS, RE: SHEET A-500

**studiotrope**  
design collective

OWNER  
BOULDER COUNTY PUBLIC WORKS  
2525 13TH STREET  
BOULDER, CO 80304

ARCHITECT / INTERIOR DESIGN  
STUDIOTROPE DESIGN COLLECTIVE  
2942 WELTON ST  
DENVER, CO 80205

MEP ENGINEER  
PCD ENGINEERING  
323 3RD AVE, #100  
LONGMONT, CO 80501

STRUCTURAL ENGINEER  
ANTHEM STRUCTURAL  
2213 CENTRAL AVE  
BOULDER, CO 80301

LIGHTING DESIGNER  
ENLIGHTEN  
12364 W ALAMEDA PARKWAY, SUITE 135  
LAKEWOOD, CO 80228

ACOUSTIC ENGINEER  
K2 AUDIO  
5777 CENTRAL AVE, SUITE 225  
BOULDER, CO 80301

FURNITURE  
WORKPLACE RESOURCE  
1899 WYNNKOOP ST  
DENVER, CO 80202

CIVIL ENGINEER  
JVA CONSULTING ENGINEERS  
1319 SPRUCE ST  
BOULDER, CO 80302

<b>SOUTHEAST COUNTY SERVICE HUB</b>	
1755 S. PUBLIC RD LAFAYETTE, CO 80026	
PROJECT:	
PROJECT NO: 2007	
ISSUE DATE: 11-19-2021	PHASE / REV NAME: CONSTRUCTION DOCUMENTS

FINISH LEGEND	
<h1>A-900</h1>	
<small>© 2021 STUDIOTROPE, LLC 11/19/2021 4:46:40 PM</small>	

## MILLWORK FINISHES

<b>SSM-01</b>	<b>SOLID SURFACE</b>
DESCRIPTION	ALKEMI ACRYLIC BELUGA 600
NOTE	1 1/2" THICKNESS. RESTROOMS
<b>SSM-02</b>	<b>SOLID SURFACE [QUARTZ]</b>
DESCRIPTION	LG HIMACS URBAN CONCRETE
NOTE	1 1/2" THICKNESS. BREAK ROOMS / BOH WET COUNTERS
<b>SSM-03</b>	<b>SOLID SURFACE [QUARTZ]</b>
DESCRIPTION	ICE STONE SAGE PEARL
NOTE	1 1/2" THICKNESS. SERVICE DESKS
<b>PL-01</b>	<b>PLASTIC LAMINATE</b>
MANUFACTURER	WILSONART
STYLE	7992-38
COLOR	PINNACLE WALNUT
SIZE	4' X 8'
MATERIAL	HIGH PRESSURE LAMINATE
NOTE	HPL - PREMIUM AEON FINISH WITH ANTIMICROBIAL PROTECTION; USE 3MM EDGE BANDING UNLESS UNAVAILABLE IN COORDINATING FINISH, THEN 2MM THICK IS ACCEPTABLE SUBSTITUTION.
<b>PL-02</b>	<b>PLASTIC LAMINATE</b>
MANUFACTURER	WILSONART
STYLE	CASUAL RUSTIC FINISH
COLOR	GATHERING KNOT
SIZE	4' X 8'
MATERIAL	HIGH PRESSURE LAMINATE
NOTE	BREAK ROOM CABINETS; USE 3MM EDGE BANDING UNLESS UNAVAILABLE IN COORDINATING FINISH, THEN 2MM THICK IS ACCEPTABLE SUBSTITUTION.
<b>PL-03</b>	<b>PLASTIC LAMINATE</b>
MANUFACTURER	WILSONART
STYLE	FINE VELVET FINISH
COLOR	BACKYARD PATIO Y0755-38
SIZE	4' X 8'
MATERIAL	HIGH PRESSURE LAMINATE
NOTE	USED AT B.O.H. COUNTERS W/O WATER; USE 3MM EDGE BANDING UNLESS UNAVAILABLE IN COORDINATING FINISH, THEN 2MM THICK IS ACCEPTABLE SUBSTITUTION.

## WINDOW TREATMENTS

<b>WT-01</b>	<b>WINDOW TREATMENTS - SINGLE ROLL</b>
MANUFACTURER	SPRINGS WINDOW FASHIONS
STYLE	3% OPENESS
COLOR	CROSSHATCH S300 IN STEEL GREY C8206
WEIGHT	
SIZE	
NOTE	MANUAL CORDED FUNCTION
<b>WT-02</b>	<b>WINDOW TREATMENTS - DOUBLE ROLL</b>
MANUFACTURER	SPRINGS WINDOW FASHIONS
STYLE	3% OPENESS & BLACKOUT
COLOR	CROSSHATCH S300 IN STEEL GREY C8206
WEIGHT	
SIZE	
NOTE	MECHANIZED DUAL FUNCTION

## OTHER MATERIALS

<b>TLT-01</b>	<b>TOILET PARTITION</b>
DESCRIPTION	BRADLEY ARIA OR BRADMAR PANELS IN CHARCOAL GRAY M248
NOTE	SEE SPECIFICATION MANUAL FOR PARTITION DETAILS
<b>TLT-02</b>	<b>TOILET PARTITION</b>
DESCRIPTION	BOBRICK SIERRA SERIES FOREST GREEN SC04
NOTE	SEE SPECIFICATION MANUAL FOR PARTITION DETAILS

## GENERAL FINISH NOTES

- SEE FINISH LEGEND AND RCP'S FOR ADDITIONAL INFORMATION.
- CONSULT WITH ARCHITECT REGARDING ANY DISCREPANCIES OR OMISSIONS.
- ARCHITECT WILL BE AVAILABLE TO REVIEW ON SITE AS REQUIRED
- U.O.N. THE SUBSTRATE FOR ANY PAINT IS GWB.
- ALL WALLS ARE TO BE PAINTED PT-03 U.N.O
- ALL GYP SOFFITS AND CEILINGS ARE TO BE PAINTED PT-01 U.N.O.
- ALL CASEWORK SHOWN IS TO BE ENGINEERED BY FABRICATOR. DRAWINGS ARE TO SHOW DESIGN INTENT AND FOR PRICING PURPOSES.
- ALL LAMINATE CASEWORK TO HAVE 3MM EDGE BAND ON ALL EDGES, HEAVY DUTY DRAWER GLIDES, HIDDEN HINGES, WHITE MELAMINE INTERIORS OF ALL CABINETS, DRAWERS ETC. U.N.O.
- GC TO PROVIDE ALL CODE REQUIRED ROOM SIGNAGE. REFER TO GRAPHICS PACKAGE FOR WAYFINDNG AND ENVIRONMENTAL GRAPHICS.
- SEE ARCH SHEETS FOR ADDITIONAL ALLOWANCES FOR GRAPHIC ELEMENTS ETC.
- FLOORING DETAILS, RE: SHEET A-500

**studiotrope**  
design collective

OWNER  
BOULDER COUNTY PUBLIC WORKS  
2525 13TH STREET  
BOULDER, CO 80304

ARCHITECT / INTERIOR DESIGN  
STUDIOTROPE DESIGN COLLECTIVE  
2942 WELTON ST  
DENVER, CO 80205

MEP ENGINEER  
PCD ENGINEERING  
323 3RD AVE, #100  
LONGMONT, CO 80501

STRUCTURAL ENGINEER  
ANTHEM STRUCTURAL  
2213 CENTRAL AVE  
BOULDER, CO 80301

LIGHTING DESIGNER  
ENLIGHTEN  
12364 W ALAMEDA PARKWAY, SUITE 135  
LAKEWOOD, CO 80228

ACOUSTIC ENGINEER  
K2 AUDIO  
5777 CENTRAL AVE, SUITE 225  
BOULDER, CO 80301

FURNITURE  
WORKPLACE RESOURCE  
1899 WYNKOOP ST  
DENVER, CO 80202

CIVIL ENGINEER  
JVA CONSULTING ENGINEERS  
1319 SPRUCE ST  
BOULDER, CO 80302

**SOUTHEAST COUNTY SERVICE HUB**  
1755 S. PUBLIC RD  
LAFAYETTE, CO 80026

PROJECT:

PROJECT NO: 2007

ISSUE DATE: 11-19-2021  
PHASE / REV NAME: CONSTRUCTION DOCUMENTS

FINISH LEGEND

# A-901

© 2021 STUDIOTROPE, LLC  
11/19/2021 4:46:41 PM

**GENERAL NOTES - WALL FINISH PLAN**

1. ALL INFRASTRUCTURE ATTACHED TO A SURFACE INDICATED TO BE PAINTED IS TO ALSO BE PAINTED TO MATCH - INCLUDING BUT NOT LIMITED TO CONDUIT, ELECTRICAL BOXES, PIPING ETC UNLESS NOTED OTHERWISE.
2. ALL WALLS AND COLUMNS TO BE PAINTED PT-03 U.O.N.
3. IN AREAS TO BE PAINTED THAT ARE OPEN TO ABOVE, PAINT WALL UP TO REVEAL, ABOVE REVEAL CEILING COLOR TO EXTEND UP TO STRUCTURE.
4. WALLS EXPOSED ABOVE 9'-6" TO HAVE PT-02 ABOVE TYPICAL PT-03.
5. ALL CASEWORK SHOWN IS TO BE ENGINEERED BY FABRICATOR, DRAWINGS ARE FOR DESIGN INTENT.
6. FLOOR FINISHES SHOULD EXTEND UNDER MILLWORK & INTO RECESSES.
7. PROVIDE CORNER GUARDS W/ 2" WINGS AT ALL PROTRUDING CORNERS IN HIGH TRAFFIC LOCATIONS. U.O.N. CONFIRM LOCATIONS ON SITE WITH OWNER.
8. ALL LAMINATE CASEWORK TO HAVE 3MM PVC EDGE BANDING, HEAVY DUTY DRAWER GLIDES, HIDDEN HINGES, WITH MELAMINE INTERIOR SURFACES.
9. GC TO PROVIDE AND INSTALL ALL CODE COMPLIANT ROOM SIGNAGE.
10. REFER TO ENVIRONMENTAL GRAPHICS SPECS FOR GRAPHIC ELEMENT DETAILS.
11. ALL DOOR FRAMES TO BE PAINTED TO MATCH ADJACENT WALLS U.O.N. ON DOOR SCHEDULE, SPLIT FRAME COLOR AS NEEDED.
12. SWITCHES, OUTLET PLATES WILL BE SURFACE MOUNTED ON AREAS OF WF-x. RELOCATE STROBES TO OPPOSITE OR ADJACENT WALL WHERE POSSIBLE.
13. MOCK UP OF ALL PAINT COLORS IS REQUIRED. 1 FULL WALL OF EACH COLOR TO BE APPROVED BY OWNER AS PART OF SUBMITTAL.

**LEGEND: WALL FINISHES**

CG INDICATES THE LOCATION OF CORNER GUARDS

SHEET NOTES	
NOTE	DESCRIPTION
S88	WALLS AT EXPOSED TO STRUCTURE AREAS - PROVIDE PAINT DATUM - LEVEL TO BE SET AT HEIGHT OF ADJACENT CEILING CLOUDS - PT-02 ABOVE DATUM
S99	PROVIDE HORIZONTAL REVEAL CHANNEL SCREED (FRY RELET OR SIM.) AT DRYWALL AT 32" A.F.F. AT ALL WALLS IN THIS ROOM

**studlotrope**  
design collective

**OWNER**  
BOULDER COUNTY PUBLIC WORKS  
2525 13TH STREET  
BOULDER, CO 80304

**ARCHITECT / INTERIOR DESIGN**  
STUDIOTROPE DESIGN COLLECTIVE  
2942 WELTON ST  
DENVER, CO 80205

**MEP ENGINEER**  
PCD ENGINEERING  
323 3RD AVE, #100  
LONGMONT, CO 80501

**STRUCTURAL ENGINEER**  
ANTHEM STRUCTURAL  
2213 CENTRAL AVE  
BOULDER, CO 80301

**LIGHTING DESIGNER**  
ENLIGHTEN  
12364 W ALAMEDA PARKWAY, SUITE 135  
LAKEWOOD, CO 80228

**ACOUSTIC ENGINEER**  
K2 AUDIO  
5777 CENTRAL AVE, SUITE 225  
BOULDER, CO 80301

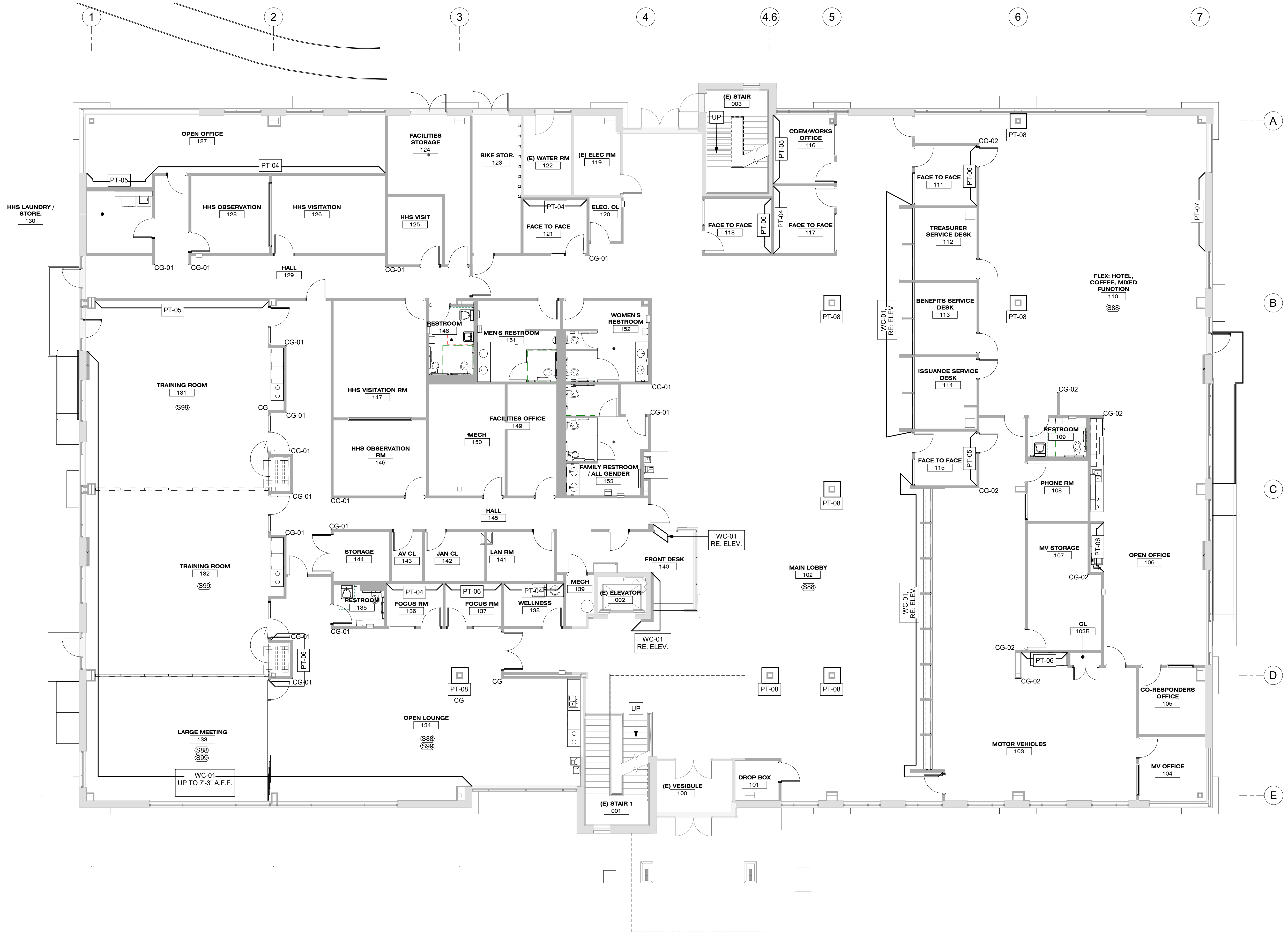
**FURNITURE**  
WORKPLACE RESOURCE  
1899 WYNNKOOP ST  
DENVER, CO 80202

**CIVIL ENGINEER**  
JVA CONSULTING ENGINEERS  
1319 SPRUCE ST  
BOULDER, CO 80302

**SOUTHEAST COUNTY SERVICE HUB**  
1755 S. PUBLIC RD  
LAFAYETTE, CO 80026

PROJECT NO: 2007

ISSUE DATE: 11-19-2021 PHASE / REV NAME: CONSTRUCTION DOCUMENTS



1 LEVEL 01 FINISH PLAN  
A-920 1/8" = 1'-0"



**GENERAL NOTES - WALL FINISH PLAN**

1. ALL INFRASTRUCTURE ATTACHED TO A SURFACE INDICATED TO BE PAINTED IS TO ALSO BE PAINTED TO MATCH - INCLUDING BUT NOT LIMITED TO CONDUIT, ELECTRICAL BOXES, PIPING ETC UNLESS NOTED OTHERWISE.
2. ALL WALLS AND COLUMNS TO BE PAINTED PT-03 U.O.N.
3. IN AREAS TO BE PAINTED THAT ARE OPEN TO ABOVE, PAINT WALL UP TO REVEAL ABOVE REVEAL CEILING COLOR TO EXTEND UP TO STRUCTURE.
4. WALLS EXPOSED ABOVE 9'-6" TO HAVE p-02 ABOVE TYPICAL PT-03.
5. ALL CASEWORK SHOWN IS TO BE ENGINEERED BY FABRICATOR. DRAWINGS ARE FOR DESIGN INTENT.
6. FLOOR FINISHES SHOULD EXTEND UNDER MILLWORK & INTO RECESSES.
7. PROVIDE CORNER GUARDS W/ 2" WINGS AT ALL PROTRUDING CORNERS IN HIGH TRAFFIC LOCATIONS, U.O.N. CONFIRM LOCATIONS ON SITE WITH OWNER.
8. ALL LAMINATE CASEWORK TO HAVE 3MM PVC EDGE BANDING, HEAVY DUTY DRAWER GLIDES, HIDDEN HINGES, WITH MELAMINE INTERIOR SURFACES.
9. GC TO PROVIDE AND INSTALL ALL CODE COMPLIANT ROOM SIGNAGE.
10. REFER TO ENVIRONMENTAL GRAPHICS SPECS FOR GRAPHIC ELEMENT DETAILS.
11. ALL DOOR FRAMES TO BE PAINTED TO MATCH ADJACENT WALLS U.O.N. ON DOOR SCHEDULE, SPLIT FRAME COLOR AS NEEDED.
12. SWITCHES, OUTLET PLATES WILL BE SURFACE MOUNTED ON AREAS OF WF-xx. RECLOCATE STROBES TO OPPOSITE OR ADJACENT WALL WHERE POSSIBLE.
13. MOCK UP OF ALL PAINT COLORS IS REQUIRED. 1 FULL WALL OF EACH COLOR TO BE APPROVED BY OWNER AS PART OF SUBMITTAL.

**studiotrope**  
design collective

**OWNER**  
BOULDER COUNTY PUBLIC WORKS  
2525 13TH STREET  
BOULDER, CO 80304

**ARCHITECT / INTERIOR DESIGN**  
STUDIOTROPE DESIGN COLLECTIVE  
2942 WELTON ST  
DENVER, CO 80205

**MEP ENGINEER**  
PCD ENGINEERING  
323 3RD AVE, #100  
LONGMONT, CO 80501

**STRUCTURAL ENGINEER**  
ANTHEM STRUCTURAL  
2213 CENTRAL AVE  
BOULDER, CO 80301

**LIGHTING DESIGNER**  
ENLIGHTEN  
12364 W ALAMEDA PARKWAY, SUITE 135  
LAKEWOOD, CO 80228

**ACOUSTIC ENGINEER**  
K2 AUDIO  
5777 CENTRAL AVE, SUITE 225  
BOULDER, CO 80301

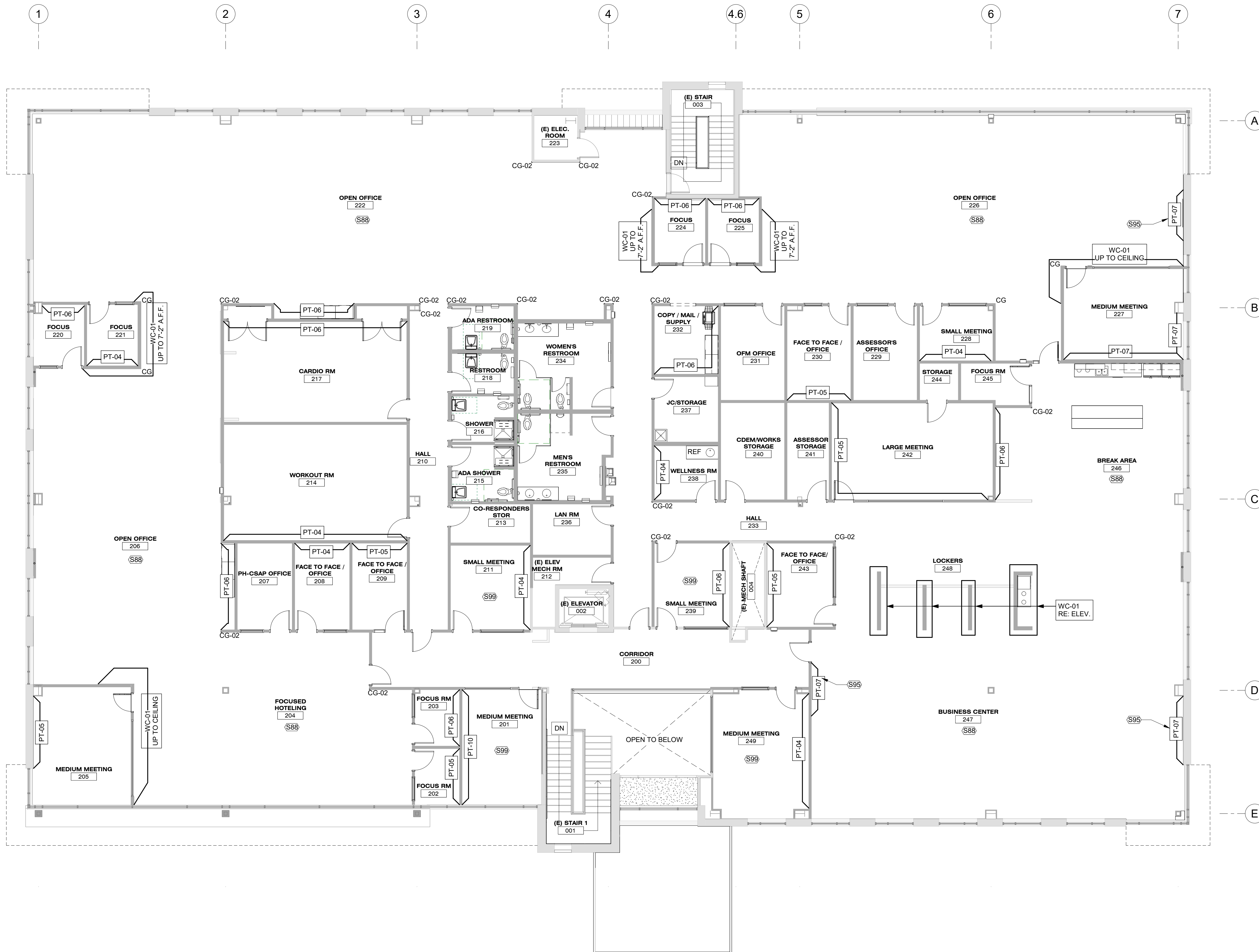
**FURNITURE**  
WORKPLACE RESOURCE  
1899 WYNNKOP ST  
DENVER, CO 80202

**CIVIL ENGINEER**  
JVA CONSULTING ENGINEERS  
1319 SPRUCE ST  
BOULDER, CO 80302

**SOUTHEAST COUNTY SERVICE HUB**  
1755 S. PUBLIC RD  
LAFAYETTE, CO 80026

PROJECT: SOUTHEAST COUNTY SERVICE HUB  
PROJECT NO: 2007

ISSUE DATE: 11-19-2021  
PHASE / REV NAME: CONSTRUCTION DOCUMENTS



**LEGEND: WALL FINISHES**

CG INDICATES THE LOCATION OF CORNER GUARDS

NOTE	DESCRIPTION
S88	WALLS AT EXPOSED TO STRUCTURE AREAS - PROVIDE PAINT DATUM - LEVEL TO BE SET AT HEIGHT OF ADJACENT CEILING CLOUDS - PT-02 ABOVE DATUM
S95	ACCENT PAINT TO ALIGN WITH ACT GRID. COORDINATE WITH ARCHITECT ON SITE
S99	PROVIDE HORIZONTAL REVEAL CHANNEL SCREED (FRY REGLET OR SIM.) AT DRYWALL AT 32" A.F.F. AT ALL WALLS IN THIS ROOM