



CONNECT
ENGAGE
VOTE



2022 Primary Post-Election Risk-Limiting Audit

Agenda



- Introductions
- History of post-election audits in CO
- What is a risk-limiting audit
- How the Audit Works
- Preparing for the RLA (Boulder County and State)
- Audit Board Duties
- Conducting the Audit



History of post-election audits in CO



- Before 2017, Colorado law required county clerks to conduct random post-election audits after Election Day and before certifying official results
- Starting in 2017, Colorado law required counties to conduct **risk-limiting audits (RLAs)**
- The Secretary of State (SOS) publishes Election Rules specifying manner in which RLAs must be conducted
- Colorado was the first state in the nation to conduct and now require a statewide RLA



What is a Risk-Limiting Audit & why important?



- A post-election audit that provides strong statistical evidence that the election outcome is correct, and has a high probability of identifying an incorrect outcome
- Test that helps ensure the accuracy of election results and provides the public with evidence that election outcomes reflect the votes cast by voters on their paper ballots
- RLAs limit the risk that an incorrect election tabulation outcome will escape discovery
- RLAs are conducted in 63 of 64 CO counties (San Juan, hand-count county)



How the RLA works



- To ensure voting system tabulation was accurate, the audit process reviews how a random sample of ballots' votes were captured at the time they were processed.
- This is done by comparing the recorded votes in the Cast Vote Record (CVR- the voting system report that lists the individual votes cast for each ballot) to the actual physical paper ballots.



How the RLA works



Audit Process Steps

- Physically pull the random ballots assigned by the SOS
- Enter in the votes from the individual ballots into the RLA software
- The software compares the votes entered to the votes captured in the Cast Vote Record file we submitted to them
- The software identifies any discrepancies found
- The audit round is complete if no discrepancies are found
- If a discrepancy is found we address it in coordination with the State
- Because it's a state-wide audit, additional rounds may be required even if Boulder County has no discrepancies



Preparing for the RLA



Boulder County

- Ballots have no unique identifying numbers on them when printed
- During the scan process, a unique identifying number is imprinted on each ballot
- This unique number is captured in the Cast Vote Record along with the individual votes from that ballot
- The Cast Vote Record file is securely submitted to the State on the 9th day following the election (after military/overseas mail and cure deadline)

Secretary of State

- Maintains the RLA software used by counties to conduct the risk limiting audit
- The State establishes the random seed (public meeting, involves dice rolling) with the audit software. The random seed then determines and assigns individual unique ballots to each county to pull.



Audit Board Duties



Perform Audit Duties as outlined in C.R.S. 1-7-515 and Election Rule 25, which include:

- Audit Board - complete the election judge oath
- Must verify that the seals on the appropriate storage containers are those recorded on the applicable chain-of-custody logs
- At least two Audit board members will observe the location and retrieval of ballots by county staff from the appropriate storage container. Other teams will start auditing.
- If applicable, interpret voter markings on ballots selected for audit in accordance with the SOS Voter Intent Guide
- Sign and date a report of the results of the RLA
- Canvass Board, must observe at least the first round of audit



Conducting the Audit



- Five bipartisan Audit Board Teams and RLA application operators
- Approximately 10 ballots per “tray.” Teams will complete a tray, then receive another.
- Voter Intent Guide (as needed for reference)
- Duplication information (Audit Board 12)
- Tips – accuracy, verify information, focus, noise
- Observing and watching are silent activities
- Questions from RLA participants?



Attestation Statement



Please complete this audit round by entering your names in the fields below, making the following certification, and selecting Submit. By entering their name and selecting Submit below, each audit board member individually certifies for **audit round X of the **X County X/X/20XX Election** that they:**

- Retrieved or observed the retrieval of each ballot assigned to your audit board; Or Verified that each ballot provided to your audit board was retrieved by, or under the oversight of, another bipartisan audit board;
- Personally examined each randomly selected ballot assigned to their audit board;
- Accurately entered or observed entry of the voter markings contained in each ballot contest on each randomly selected ballot for their audit board, to the best of their ability;
- Where applicable, resolved ambiguous markings, over votes and write-in votes in accordance with the current version of the Secretary of State's Voter Intent Guide;
- In the case of physically duplicated ballots, if any, reflected the voter markings on the paper ballot originally submitted by the voter.



Boulder County Audit Report
Generated 07/12/2022 03:27 PM
Primary Election - 06/28/2022

Audit Random Seed
Audit Risk Limit

Total Ballot Cards In Manifest
Total CVRs in CVR Export File
Total Ballot Cards Audited
Number of Audit Rounds

Round Summary
Ballot Cards Audited
Discrepancies (Audited Contests)
Discrepancies (Non-Audited Contests)
Disagreements (Audited Contests)
Disagreements (Non-Audited Contests)

Audited Contests
Governor - REP - Vote For 1

Secretary of State - REP - Vote For 1

Boulder County - United States Senator - REP - Vote For 1

63454660390103169462

0.030

80389

80389

159

1

1 Total

159 159

0 0

0 0

0 0

0 0

Choice	W/L	Votes	Margin	Diluted Margin %
Heidi Ganahl	W	12553	4804	5.97594198
Greg Lopez	L	7749		

Choice	W/L	Votes	Margin	Diluted Margin %
Pam Anderson	W	9968	4901	6.09660526
Mike O'Donnell	L	5067		
Tina Peters	L	4967		

Choice	W/L	Votes	Margin	Diluted Margin %
Joe O'Dea	W	12388	4294	5.34152683
Ron Hanks	L	8094		
Daniel Hendricks	L	17		

Round 1

Ballot Cards Audited

159

**No Discrepancies Recorded
No Disagreements Recorded**

Ballot Cards Selected

Imprinted ID	Audited	Discrepancy	Disagreement
1-2-8	Yes	No	No
1-3-31	Yes	No	No
1-12-15	Yes	No	No
1-13-111	Yes	No	No
1-20-130	Yes	No	No
1-20-135	Yes	No	No
1-25-49	Yes	No	No
1-36-116	Yes	No	No
1-37-143	Yes	No	No
1-44-83	Yes	No	No
1-44-88	Yes	No	No
1-45-100	Yes	No	No
1-47-76	Yes	No	No
1-52-33	Yes	No	No
1-59-57	Yes	No	No
1-59-81	Yes	No	No
1-59-124	Yes	No	No
1-60-104	Yes	No	No
1-63-6	Yes	No	No
1-64-124	Yes	No	No
1-67-43	Yes	No	No
1-69-99	Yes	No	No
1-70-13	Yes	No	No
1-70-82	Yes	No	No
1-71-44	Yes	No	No
1-71-69	Yes	No	No
1-72-56	Yes	No	No
1-76-68	Yes	No	No
1-84-10	Yes	No	No
1-86-71	Yes	No	No
1-91-95	Yes	No	No
1-98-14	Yes	No	No
1-101-85	Yes	No	No
1-103-41	Yes	No	No

4-38-37	Yes	No	No
4-39-143	Yes	No	No
4-41-67	Yes	No	No
4-43-109	Yes	No	No
4-59-22	Yes	No	No
4-59-128	Yes	No	No
4-62-33	Yes	No	No
4-63-63	Yes	No	No
4-64-46	Yes	No	No
4-64-145	Yes	No	No
4-66-1	Yes	No	No
4-69-149	Yes	No	No
4-72-62	Yes	No	No
4-73-87	Yes	No	No
4-73-89	Yes	No	No
4-74-38	Yes	No	No
5-1-132	Yes	No	No
5-2-24	Yes	No	No
5-5-115	Yes	No	No
5-9-58	Yes	No	No
5-10-47	Yes	No	No
5-14-24	Yes	No	No
5-19-39	Yes	No	No
6-2-93	Yes	No	No
6-7-117	Yes	No	No
6-13-84	Yes	No	No
6-26-117	Yes	No	No
6-28-53	Yes	No	No
6-28-132	Yes	No	No
6-31-102	Yes	No	No
6-34-35	Yes	No	No
6-34-110	Yes	No	No
6-42-13	Yes	No	No
6-53-53	Yes	No	No
6-55-21	Yes	No	No
6-58-27	Yes	No	No
6-59-98	Yes	No	No
6-63-103	Yes	No	No
6-67-61	Yes	No	No
6-75-31	Yes	No	No
7-6-85	Yes	No	No
7-10-100	Yes	No	No
7-12-61	Yes	No	No
7-13-73	Yes	No	No


Affirmation

We hereby affirm that the results presented in this report are accurate to the best of our knowledge.

Round 1

Audit board 1:	Beth Utton	David Murray
Audit board 2:	Charlie Winn	Amy Weinstein
Audit board 3:	Stan Gelb	Twyla Barrett
Audit board 4:	Lynne McNamara	Tom Gormley
Audit board 5:	Lynne McNamara	Tom Gormley
Audit board 6:	Stan Gelb	Twyla Barrett
Audit board 7:	Beth Utton	David Murray
Audit board 8:	Amy Weinstein	Charlie Winn
Audit board 9:	Valerie Walsh	Kitty Sargent
Audit board 10:	Stan Gelb	Twyla Barrett
Audit board 11:	Beth Utton	David Murray
Audit board 12:	Lynne McNamara	Tom Gormley
Audit board 13:	Charlie Winn	Amy Weinstein
Audit board 14:	Stan Gelb	Twyla Barrett
Audit board 15:	Valerie Walsh	Kitty Sargent

County Clerk





2022 Primary Election Canvass Board Meeting

July 18, 2022

Agenda



- Introductions and Meeting Protocol
- Duties of Canvass Board (checklist)
- Risk Limiting Audit
- Canvass Presentation
 - Mail and In-Person Ballot Information
 - ✓ First and Second Floor Ballot Processing Summaries
 - ✓ VSPC Statement of Ballots Summary
 - ✓ Scan Room Summary
- Duties of Canvass Board (recap, certify abstract)
- Presentation Q & A
- Certification (poll members, DocuSign)

Duties of the Canvass Board



Colorado Revised Statutes - Title 1

- 1-10-101.5. (1) Duties of the canvass board
 - (a) Reconcile the ballots cast in an election to confirm that the number of ballots counted in that election does not exceed the number of ballots cast* in that election;
 - **Note, this is at the county level not the precinct level**
 - Refer to Reconciliation Report, Appendix 1

*Ballots cast” means the total number of ballots received by the county clerk in an election (includes accepted and rejected). “Ballots cast” does not include mail ballot envelopes returned to the county clerk by the U.S. Postal Service as undeliverable.

Duties of the Canvass Board



Colorado Revised Statutes - Title 1

- 1-10-101.5. (1) Duties of the canvass board
 - (b) Reconcile the ballots cast in each **precinct** in the county to confirm that the number of ballots cast does not exceed the number of registered electors in the precinct; and
- Refer to Reconciliation Section of Appendix 1

Appendix 1 - Ballots Received

Eligible Voters (EX003 - SCORE Registered Voter List)				SCORE Voter Credit And Ballots Cast					Dominion Ballots	Reconciliation		
Precinct	Active Voters	Inactive Voters	Registered Electors	Accepted Mail-In	Accepted In-Person	Vote Credit	Rejected Mail-In	Ballots Cast	Ballots Counted	Difference: Ballots Counted - Vote Credit	1-10-101.5(a): Ballots Counted - Ballots Cast	1-10-101.5(b): Ballots Cast - Registered Electors

Duties of the Canvass Board



Colorado Revised Statutes - Title 1

- 1-10-101.5. Duties of the canvass board
 - (c) Certify the abstract of votes cast in any election and transmit the certification to the secretary of state. A majority of canvass board members' signatures shall be sufficient to certify the abstract of votes cast in any election. When unable to certify the abstract of votes by the majority of the board for any reason, the canvass board shall transmit the noncertified abstract of votes to the secretary of state along with a written report detailing the reason for non-certification.
 - Election Rule 10.6.1 The official county abstract must include, by precinct or ballot style, where applicable:
 - a) total number of active registered electors on election day
 - b) total number of registered elections (active & inactive) on election day
 - c) statement of votes counted by race & ballot question or issue; and
 - d) total number of ballots cast in the election

Risk Limiting Audit



Colorado Revised Statutes - Title 1

Election Rule 10.3.2 Duties of the canvass board

- (b) Observe the post-election audit in accordance with section 1-7-514(4), C.R.S., and Election Rule 25.2 or 25.3

Boulder County Audit Report
Generated 07/12/2022 03:27 PM
Primary Election - 06/28/2022

Audit Random Seed	63454660390103169462
Audit Risk Limit	0.030
Total Ballot Cards In Manifest	80389
Total CVRs in CVR Export File	80389
Total Ballot Cards Audited	159
Number of Audit Rounds	1
Round Summary	1 Total
Ballot Cards Audited	159 159
Discrepancies (Audited Contests)	0 0
Discrepancies (Non-Audited Contests)	0 0
Disagreements (Audited Contests)	0 0
Disagreements (Non-Audited Contests)	0 0
Audited Contests	
Governor - REP - Vote For 1	Choice W/L Votes Margin
	Heidi Ganahl W 12553 4804
	Greg Lopez L 7749
Secretary of State - REP - Vote For 1	Choice W/L Votes Margin
	Pam Anderson W 9968 4901
	Mike O'Donnell L 5067
	Tina Peters L 4967
Boulder County - United States Senator - REP - Vote For 1	Choice W/L Votes Margin
	Joe O'Dea W 12388 4294
	Ron Hanks L 8094
	Daniel Hendricks L 17

Affirmation

We hereby affirm that the results presented in this report are accurate to the best of our knowledge.

Round 1

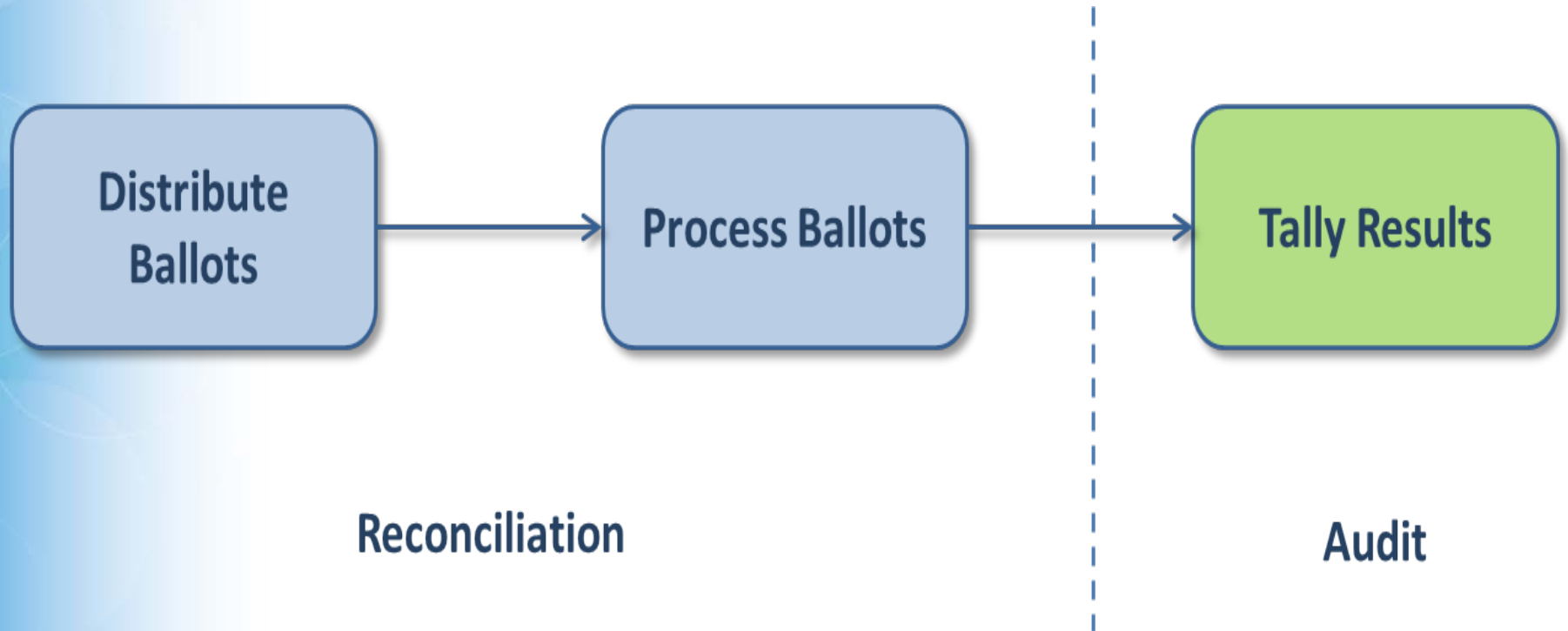
Audit board 1:	Beth Utton	David Murray
Audit board 2:	Charlie Winn	Amy Weinstein
Audit board 3:	Stan Gelb	Twyla Barrett
Audit board 4:	Lynne McNamara	Tom Gormley
Audit board 5:	Lynne McNamara	Tom Gormley
Audit board 6:	Stan Gelb	Twyla Barrett
Audit board 7:	Beth Utton	David Murray
Audit board 8:	Amy Weinstein	Charlie Winn
Audit board 9:	Valerie Walsh	Kitty Sargent
Audit board 10:	Stan Gelb	Twyla Barrett
Audit board 11:	Beth Utton	David Murray
Audit board 12:	Lynne McNamara	Tom Gormley
Audit board 13:	Charlie Winn	Amy Weinstein
Audit board 14:	Stan Gelb	Twyla Barrett
Audit board 15:	Valerie Walsh	Kitty Sargent

County Clerk



- Election Rule 10.4 – July 13, received SOS authorization to proceed with canvass certification

Reconciliation Overview for Canvass Process



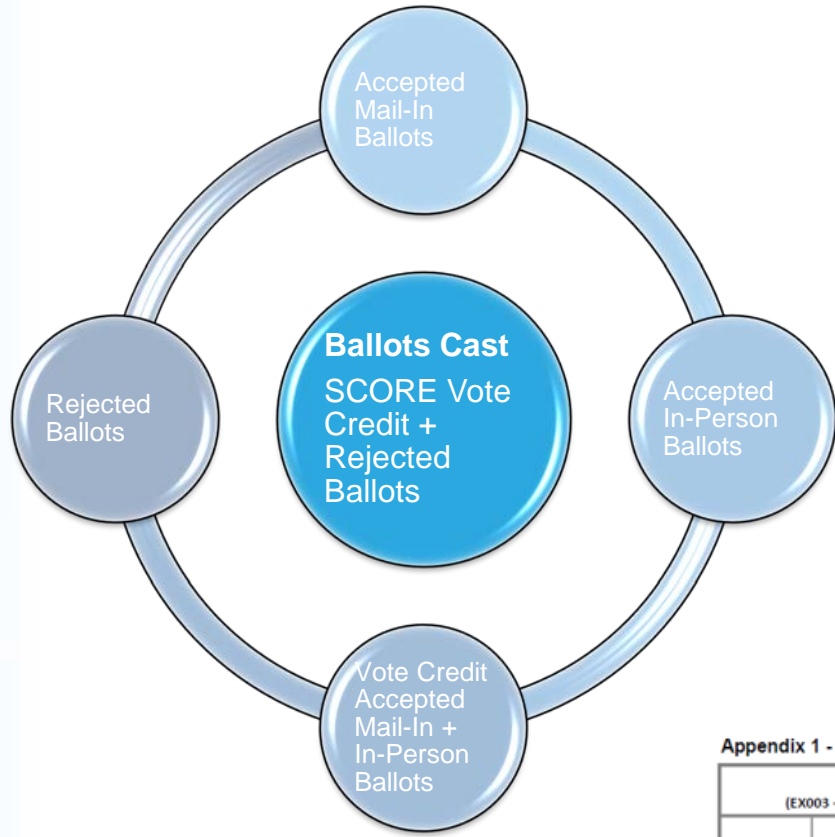
How Ballots Are Returned



- **Mail envelopes**
 - ✓ Post Office
 - ✓ 24-hour drop boxes
 - ✓ Drop-boxes at Vote Centers

- **In-Person ballots**
 - ✓ Vote Centers (flat or ICX ballots)

Ballots Received (Appendix 1)



Appendix 1 - Ballots Received

Eligible Voters (EX003 - SCORE Registered Voter List)				SCORE Voter Credit And Ballots Cast				
Precinct	Active Voters	Inactive Voters	Registered Electors	Accepted Mail-In	Accepted In-Person	Vote Credit	Rejected Mail-In	Ballots Cast

Ballots Received – Appendix 1



Reconcile Ballots Cast to Counted (County Level)

Board Duty: Confirm that the number of ballots counted does not exceed ballots cast.

Eligible Voters (EX003 - SCORE Registered Voter List)				SCORE Voter Credit And Ballots Cast					Dominion Ballots	Reconciliation		
Precinct	Active Voters	Inactive Voters	Registered Electors	Accepted Mail-In	Accepted In-Person	Vote Credit	Rejected Mail-In	Ballots Cast	Ballots Counted	Difference: Ballots Counted - Vote Credit	1-10- 101.5(a): Ballots Counted - Ballots Cast	1-10- 101.5(b): Ballots Cast - Registered Electors
Total	220,180	26,153	246,333	79,600	790	80,390	1,477	81,867	80,389	-1	(1,478)	(164,466)
Adjusted Totals at Election Close:				80,390	1,477	81,867	80,389	-1				

C.R.S 1-10-101.5(1)(a)

Ballots Received – Appendix 1



Reconcile Registered Electors to Ballots Cast

Board Duty: Confirm that ballots cast in each precinct does not exceed the number of registered electors

Eligible Voters (EX003 - SCORE Registered Voter List)				SCORE Voter Credit And Ballots Cast					Dominion Ballots	Reconciliation		
Precinct	Active Voters	Inactive Voters	Registered Electors	Accepted Mail-In	Accepted In-Person	Vote Credit	Rejected Mail-In	Ballots Cast	Ballots Counted	Difference: Ballots Counted - Vote Credit	1-10- 101.5(a): Ballots Counted - Ballots Cast	1-10- 101.5(b): Ballots Cast - Registered Electors
Total	220,180	26,153	246,333	79,600	790	80,390	1,477	81,867	80,389	-1	(1,478)	(164,466)
Adjusted Totals at Election Close:						80,390	1,477	81,867	80,389	-1		

C.R.S 1-10-101.5(1)(b)

Ballots Received – Appendix 1



Reconcile Ballots Counted to Vote Credit BCCR Responsibility

Eligible Voters (EX003 - SCORE Registered Voter List)				SCORE Voter Credit And Ballots Cast					Dominion Ballots	Reconciliation		
Precinct	Active Voters	Inactive Voters	Registered Electors	Accepted Mail-In	Accepted In-Person	Vote Credit	Rejected Mail-In	Ballots Cast	Ballots Counted	Difference: Ballots Counted - Vote Credit	1-10- 101.5(a): Ballots Counted - Ballots Cast	1-10- 101.5(b): Ballots Cast - Registered Electors
850	1340	242	1582	456	9	465	6	471	464	-1	(7)	(1,111)
900	482	59	541	192	2	194	8	202	195	1	(7)	(339)
Total	220,180	26,153	246,333	79,600	790	80,390	1,477	81,867	80,389	-1	(1,478)	(164,466)

Adjusted Totals at Election Close: **80,390** **1,477** **81,867** **80,389** **-1**

Explanation of Differences	
A ballot in Precinct 848 was accepted, but not tabulated.	1
Total	1

Note: Precinct-to-Precinct differences in the "Difference" column above can be explained as follows:

By Colorado law, the first ballot back from a voter is the ballot that must be counted. If the voter has changed their registration to a county or district different from the ballot that they returned, their returned ballot is duplicated onto a ballot reflecting their new residence, and only the common contests voted are counted (*when eligible contests (ballot styles) are different*).

An example of this can be seen in precincts 850 and 900. A voter moved to precinct 900 but returned their 850 ballot. The 850 ballot was duplicated onto a 900 ballot style before being scanned. However, the accepted ballot in SCORE is reflected as the 850 ballot, which would then be included in the aggregate total for precinct 850. Therefore, SCORE voter credit is showing 1 higher for 850 than Dominion, and Dominion is showing 1 higher for 900 than SCORE.

First Floor Reconciled Ballot Summary



In SCORE		
Accepted	Agilis	79,133
	Manual Process	76
	UOCAVA (electronic)	<u>391</u>
	Total Accepted	79,600
Rejected	Agilis	682
	Manual Process	751
	UOCAVA (electronic)	<u>44</u>
	Total Rejected	1,477
Total in SCORE		<u>81,077</u>
Not in SCORE		
Accepted	Landowner	<u>0</u>
	Total Accepted	0
Rejected	Landowner	0
	Out of County / State	<u>183</u>
	Total Rejected	183
Total Not in SCORE		<u>183</u>
Processed	Total Processed	<u>81,260</u>
Envelopes Received	<u>81,260</u>	
(Total processed in SCORE and Not in SCORE)		
Envelopes Sent to 2nd Floor	Mail	79,209
	UOCAVA (electronic)	<u>391</u>
	Total SCORE Sent	79,600
	Landowner	<u>0</u>
	Total with Landowner	79,600
Provisional	<u>0</u>	
Total with Provisional	<u>79,600</u>	

Second Floor Reconciled Ballot Summary



Envelopes From 1st Floor

Source: Ballot Accounting System Transport Log Export
Received

Mail Ballots	78,985
UOCAVA (electronic)	391
Miscellaneous	224
Total Received	<u>79,600</u>

Batched and Sent to Scan Room

Mail Ballots	79,208
UOCAVA (electronic)	391
Landowner	0
Provisional	0
Total Batched	<u>79,599</u> *

Duplication **454**

Accepted mail ballot duplication for FBB, UOCAVA, accessible, emergency and statewide ballots.

Ballots From VSPCs

Source: Ballot Accounting System VSPC Transport Log Export
Received

ICX	349
Flat	441
Total Received	<u>790</u>

Batched and Sent to Scan Room

ICX	349
Flat	441
Total Batched	<u>790</u>

GRAND TOTAL BATCHED **80,389**

Duplication **0**

Accepted in-person ballot duplication

* One cure was processed after 9th day. The ballot was accepted but not batched or scanned in order to preserve voter anonymity.

VSPC Statement of Ballots Summary



2022 Boulder County Primary Election - Statement of Ballots Summary

VSPC Location	SCORE				Ballot Printing										Forms				Flat Ballot Count	ICX Ballot Count
	In-Person Paper	In-Person ICX	Mail	Total Issued	Printed					Inactive					In-Person Paper	In-Person ICX	Mail	Total Forms		
					In-Person Paper	In-Person ICX	Mail	Provisional	Total Printed	In-Person Paper	In-Person ICX	Mail	Total Voided*	Net Printed						
Boulder Clerk & Recorder	79	226	85	390	84	232	105	0	421	5	6	20	31	390	79	226	85	390	79	226
Lafayette Clerk & Recorder	99	37	20	156	103	37	31	0	171	4	0	11	15	156	99	37	20	156	99	37
CU - UMC	55	21	2	78	60	24	2	0	86	5	3	0	8	78	55	21	2	78	55	21
Longmont St. Vrain Hub	208	65	22	295	213	66	31	0	310	5	1	9	15	295	208	65	22	295	208	65
TOTALS:	441	349	129	919	460	359	169	0	988	19	10	40	69	919	441	349	129	919	441	349

*Total Voided is the cumulative total of ballots that: 1. Did not print 2. Were spoiled 3. Were voided 4. Were undone

NOTE: On 6/15, a ballot was printed from SCORE sandbox and vote credit was recorded in sandbox. The discrepancy was discovered on 6/25 and the voter was issued vote credit in SCORE production. There was no impact to the voter.

Scan Room Reconciled Ballot Summary



	A	B	C	D	E	F	H	I	M	O	P
3		Date:	07.07.2022								
5		System	Ballots to Scan Count	Original Ballots Accepted	Original Damaged Ballots Pulled for Duplication	Original Manual Review Ballots Pulled for Review	Manual Review Ballot Pulls Re-Introduced	Manual Review Ballot Pulls Pulled for Duplication	Duplication Ballots Re-Introduced	Total Ballots Accepted	Submitted Results
6	A	17481	17225	85	171					17481	17225
7	B	3369	3340	11	18					3369	3340
8	C	9094	9006	3	85					9094	9006
9	D	11672	11541	16	115					11672	11541
10	E	3441	3408	3	30					3441	3408
11	F	11529	11415	5	109					11529	11415
12	G	11633	11528	11	94					11633	11528
13	H	9924	9862	25	37	530	152	311		10765	10703
14	I	0	0	0	0					0	0
15	J	2246	2223	0	23					2246	2223
16	Sum	80389	79548	159	682	530	152	311		80389	80389
18									Ballots in research:		
20		80389	Ballot Processing Count						Ballots not counted:	0	
22									Manual Review Ballot Pulls not processed:	0	
24									Duplication Ballot Pulls not yet processed:	0	
25											
26									Incomplete Ballot Pulls not processed	0	
27											

Duties of the Canvass Board



Colorado Revised Statutes - Title 1

1-10-101.5 (1) (a), Rule 10.3.2 (a) (1)



Reconciling the number of ballots counted to the number of ballots cast /
Confirm that the number of ballots counted in that election does not exceed
the number of ballots cast in that election

Summary of Ballots Cast and Ballots Counted

Ballots Cast	
Accepted Mail Ballot	79,600
Voted In-Person	790
Accepted Provisional	0
Total Accepted	80,390
Rejected Mail Ballot	1,477
Rejected Provisional	0
Total Rejected	1,477
Total Precinct Ballots	81,867
Accepted Landowner	N/A
Rejected Landowner	N/A
Total Ballots Cast	81,867

Tally of Ballots Counted	
Precinct Ballots Counted	80,389
Landowner Ballots Counted	N/A
Total	80,389

Duties of the Canvass Board



Colorado Revised Statutes - Title 1

1-10-101.5 (1) (b), Rule 10.3.2 (a) (2)

- ✓ Reconciling the number of ballots cast to the number of voters who voted / Confirm that the number of ballots cast does not exceed the number of registered electors

Summary of Registered Electors and Ballots Cast

Ballots Cast	
Accepted Mail Ballot	79,600
Voted In-Person	790
Accepted Provisional	0
Total Accepted	80,390
Rejected Mail Ballot	1,477
Rejected Provisional	0
Total Rejected	1,477
Total Precinct Ballots	81,867
Accepted Landowner	N/A
Rejected Landowner	N/A
Total Ballots Cast	81,867

Registered Electors	
Active Voters	220,180
Inactive Voters	26,153
Total	246,333

Question & Answer



Duties of the Canvass Board



Colorado Revised Statutes - Title 1

1-10-101.5 (1) (c)

- ✓ Certify the abstract of votes cast in any election and transmit the certification to the secretary of state

- Abstract of Votes Certification, which includes:
 - ✓ Reconciliation Report
 - ✓ Appendix 1 (breakdown by precinct)
 - ✓ Ballots counted match Statement of Votes
 - ✓ Statement of Votes (results of election validated in RLA)

- Final Duty - Certify the Abstract of Votes Cast in the Election

Thank You!





Boulder County 2022 Primary Election

Reconciliation Report

June 28, 2022

OVERVIEW

The purpose of the canvass is to account for every ballot cast and ensure that every valid vote cast is included in the election totals. This involves accounting for every mail ballot, in-person ballot, provisional ballot, rejected ballot, and military and overseas ballot (UOCAVA).

Colorado Revised Statutes, Title 1, 1-10-101.5 Duties of the Canvass Board:

- 1) The Canvass Board shall:
 - (a) Reconcile the ballots cast in an election to confirm that the number of ballots counted in that election does not exceed the number of ballots cast in that election;
 - (b) Reconcile the ballots cast in each precinct in the county to confirm that the number of ballots cast does not exceed the number of registered electors in the precinct; and
 - (c) Certify the abstract of votes cast in any election and transmit the certification to the Secretary of State. A majority of Canvass Board members' signatures shall be sufficient to certify the abstract of votes cast in any election. When unable to certify the abstract of votes by the majority of the board for any reason, the Canvass Board shall transmit the noncertified abstract of votes to the Secretary of State along with a written report detailing the reason for noncertification.

The Canvass Board's duties regarding reconciliation are included in Election Rule 10.3.2(a):

- (a) Conduct the canvass and certify the official abstract of votes in accordance with section 1-10-101.5, C.R.S., by:
 - (1) Reconciling the number of ballots counted to the number of ballots cast; and
 - (2) Reconciling the number of ballots cast to the number of voters who voted.

To reconcile the election, we track voted ballots as they pass through the election process. This report follows Election Rule 10.5 Procedures for Canvass and presents summary data for the overall election, as required by Election Rule 10.5.1, as well as a detailed accounting of ballots on a precinct-by-precinct basis. In addition, references to the data, reports, or documentation listed in the Canvass Board Checklist are available to allow the Canvass Board to fulfill its statutory duty. The reconciliation process focuses on the reception of ballots through the assignment of voter credit.

BALLOTS RECEIVED

Mail ballots are received in several ways:

- Post Office
- Secure 24-hour drop boxes
- Drop-off ballot boxes located at Voter Service and Polling Centers
- Secure drive by drop-off boxes on Election Day

The mail ballot envelopes are signature verified by election judges, accepted or rejected, and recorded accordingly in SCORE. Voted paper ballots from Voter Service and Polling Center (VSPC) locations arrive in separate ballot boxes from mail ballots. Because vote credit was already recorded in SCORE when the voter's ID was verified at the VSPC, these ballots go directly to scanning, adjudication, and tallying after being batched.

Figure 1 illustrates the process by which mail ballots are received, prepared, scanned, tallied, and recorded in the Cast Vote Record (CVR).

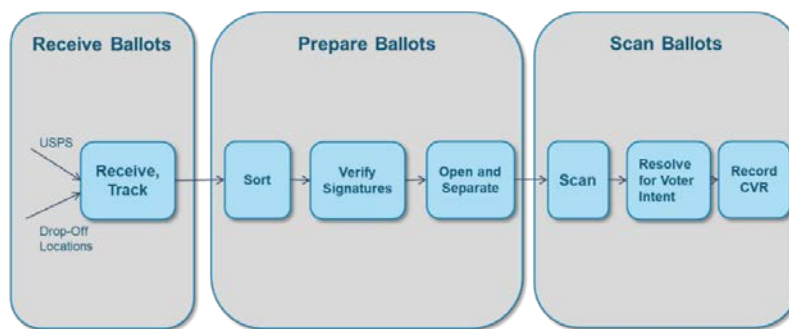


Figure 1

Determining whether a ballot envelope is accepted or rejected is based on several factors. For example, it may be rejected because the signature on the ballot envelope does not match the voters reference signature(s) in their registration record, the ballot envelope may be missing a signature, or the voter was required to return ID with their ballot envelope and failed to do so.

Letters are sent to these voters allowing them to “cure” their ballot envelope by returning a signed affidavit with a copy of their ID (due by the 8th day after the election). Only the ballots contained in accepted envelopes are eligible to proceed through the process to scanning, adjudication, and tallying.

Appendix 1 provides a precinct-by-precinct accounting of eligible voters, ballots cast, and ballots counted. This report fulfills Election Statute 1-10-101.5, and Rule 10.3.2(a). Appendix 1 includes the following sections:

1. Eligible Voters
2. SCORE Voter Credit and Ballots Cast
3. Dominion Ballots (Ballots Counted)
4. Reconciliation

The Eligible Voters section includes both active and inactive voters, providing the total number of registered electors. The SCORE Voter Credit and Ballots Cast section includes the number of mail and in-person ballots accepted in SCORE, as well as the number of rejected mail ballots. The sum of these three categories provides the total number of ballots cast. The Dominion Ballots section reflects the number of ballots counted by the tabulation system. The Reconciliation section compares eligible voters, vote credit, ballots cast, and ballots counted to verify that statutory requirements have been met.

As outlined in Rule 10.5.1, the designated election official must provide the following information to the Canvass Board. This section presents, in order, the information required by rule and cites the source document for the information:

- (a) The name of each candidate, office, and votes received; **(Summary of Votes)**
- (b) The number or letter of each ballot issue or question and votes received; **(Summary of Votes)**
- (c) The total number of ballots cast; **(Appendix 1)**

Ballots Cast	
Accepted Mail Ballot	79,600
Voted In-Person	790
Accepted Provisional	0
Total Accepted	80,390
Rejected Mail Ballot	1,477
Rejected Provisional	0
Total Rejected	1,477
Total Precinct Ballots	81,867
Accepted Landowner	N/A
Rejected Landowner	N/A
Total Ballots Cast	81,867

Figure 2

- (d) The number of provisional ballots cast **(BP-012C)**, including totals for:
 - (1) Ballots accepted by each code; and

Provisional Ballots Accepted	
Total	0

Figure 3

- (2) Ballots rejected by each code.

Provisional Ballots Rejected	
Total	0

Figure 4

(e) The number of mail ballots cast, including totals for:

(1) Ballots accepted (**Appendix 1**); and

Mail Ballots Accepted	
Total	79,600

Figure 5

(2) Ballots rejected by each code (**BP-012B**).

Mail Ballots Rejected	
ID Required - Not Provided	3
Two Ballots in One Envelope	3
Void / Not Voted	9
Voted Wrong Ballot	10
Empty Envelope	41
No Signature	42
Voted More Than One Ballot	398
Received After 7pm on Election Day	417
Signature Discrepancy	554
Convicted Felon	0
Voter Deceased	0
Total	1,477

Figure 6

(f) The number of in-person ballots counted (**Appendix 1**)

In-Person Ballots Counted	
In-Person Paper	441
In-Person ICX	349
Total	790

Figure 7

(g) The number of damaged and spoiled ballots.

Damaged/Spoiled Ballot Summary	
Damaged Ballots	311
Spoiled Ballots From VSPCs	12

Figure 8

(h) The number of ballots cast in each party's primary election including totals for:

(1) Ballots accepted in each party's primary election by affiliated and unaffiliated voters; and

Ballots Cast By Party				
	DEM	REP	UAF	Total
Ballots Accepted	41,701	11,216	27,473	80,390
Ballots Rejected	526	128	823	1,477
Ballots Cast	42,227	11,344	28,296	81,867

Figure 9

(2) Ballots rejected by each code

Ballots Rejected By Party By Code				
	DEM	REP	UAF	Total
ID Required - Not Provided	3	-	-	3
Two Ballots in One Envelope	1	2	-	3
Void / Not Voted	-	3	-	3
Voted Wrong Primary Party Ballot	5	3	2	10
Empty Envelope	28	6	13	47
No Signature	23	6	13	42
Received After 7pm on Election Day	225	60	132	417
Voted More Than One Ballot	3	-	395	398
Signature Discrepancy	236	48	270	554
Convicted Felon	-	-	-	-
Voter Deceased	-	-	-	-
Total	524	128	825	1,477

Figure 10

STATUTORY REQUIREMENT FULFILLED

Based on the reconciliation activities performed for this canvass and reported herein, it is determined that the requirements of Colorado Revised Statute 1-10-101 have been met. As Figure 11 demonstrates, **the number of ballots counted is equal to or less than the number of ballots cast (accepted plus rejected ballots)** and as Figure 12 demonstrates, **the number of ballots cast is equal to or less than the number of registered voters.**

Ballots Cast		Tally of Ballots Counted	
Accepted Mail Ballot	79,600	Precinct Ballots Counted	80,389
Voted In-Person	790	Landowner Ballots Counted	0
Accepted Provisional	0	Total	80,389
Total Accepted	80,390		
Rejected Mail Ballot	1,477		
Rejected Provisional	0		
Total Rejected	1,477		
Total Precinct Ballots	81,867		
Accepted Landowner	N/A		
Rejected Landowner	N/A		
Total Ballots Cast	81,867		

Figure 11

Ballots Cast		Registered Electors	
Accepted Mail Ballot	79,600	Active Voters	220,180
Voted In-Person	790	Inactive Voters	26,153
Accepted Provisional	0	Total	246,333
Total Accepted	80,390		
Rejected Mail Ballot	1,477		
Rejected Provisional	0		
Total Rejected	1,477		
Total Precinct Ballots	81,867		
Accepted Landowner	N/A		
Rejected Landowner	N/A		
Total Ballots Cast	81,867		

Figure 12

Notes:

1. Ballots Cast includes ballots that are ultimately not counted for various reasons. Voters have until 11:59 p.m. on the 8th day following Election Day to “cure” these issues. Not every voter does so in this timeframe. If they do not, their cast ballot is not counted.
2. In this election, 1 ballot was accepted but not tabulated, explaining the difference between 80,390 ballots accepted and 80,389 ballots counted.
3. Of the 790 In-Person voters reported above, 349 of them voted on an electronic Ballot Marking Device (ICX).
4. Active Voters in Figures 11/12 includes 690 confidential voters. Confidential voters are not included in publicly available reports.
5. All voter registration numbers reported herein are as of Election Day and include active voters who were 18 by the June 2022 Primary Election (6/28/2022).

Appendix 1 - Ballots Received

Eligible Voters (EX003 - SCORE Registered Voter List)				SCORE Voter Credit And Ballots Cast					Dominion Ballots	Reconciliation		
Precinct	Active Voters	Inactive Voters	Registered Electors	Accepted Mail-In	Accepted In-Person	Vote Credit	Rejected Mail-In	Ballots Cast	Ballots Counted	Difference: Ballots Counted - Vote Credit	1-10-101.5(a): Ballots Counted - Ballots Cast	1-10-101.5(b): Ballots Cast - Registered Electors
002	2	1	3	0	0	0	0	0	0	0	0	(3)
003	3	1	4	0	0	0	0	0	0	0	0	(4)
004	0	0	0	0	0	0	0	0	0	0	0	0
100	1472	156	1628	507	1	508	13	521	509	1	(12)	(1,107)
101	1329	137	1466	454	2	456	15	471	456	0	(15)	(995)
102	1032	412	1444	173	3	176	7	183	176	0	(7)	(1,261)
103	1130	83	1213	418	3	421	8	429	420	-1	(9)	(784)
104	1060	85	1145	359	6	365	11	376	365	0	(11)	(769)
105	1535	178	1713	559	3	562	10	572	562	0	(10)	(1,141)
106	834	119	953	274	1	275	2	277	276	1	(1)	(676)
200	1188	93	1281	494	6	500	8	508	501	1	(7)	(773)
201	1075	148	1223	406	5	411	6	417	412	1	(5)	(806)
202	739	54	793	286	9	295	4	299	297	2	(2)	(494)
203	947	71	1018	363	1	364	8	372	364	0	(8)	(646)
204	1544	125	1669	654	2	656	7	663	655	-1	(8)	(1,006)
205	964	79	1043	413	1	414	8	422	413	-1	(9)	(621)
206	1041	83	1124	457	2	459	6	465	459	0	(6)	(659)
207	1512	83	1595	644	4	648	8	656	647	-1	(9)	(939)
208	1056	93	1149	398	0	398	4	402	398	0	(4)	(747)
209	1451	201	1652	526	3	529	11	540	529	0	(11)	(1,112)
210	1376	164	1540	601	6	607	4	611	611	4	0	(929)
211	853	76	929	317	5	322	8	330	322	0	(8)	(599)
212	1247	101	1348	528	3	531	9	540	532	1	(8)	(808)
300	1846	291	2137	620	6	626	10	636	626	0	(10)	(1,501)
301	1799	125	1924	593	4	597	6	603	597	0	(6)	(1,321)
302	1898	147	2045	691	9	700	11	711	698	-2	(13)	(1,334)
303	922	113	1035	318	3	321	4	325	322	1	(3)	(710)
304	1019	61	1080	415	0	415	8	423	415	0	(8)	(657)
305	1103	133	1236	327	3	330	4	334	331	1	(3)	(902)
306	1190	124	1314	441	7	448	9	457	448	0	(9)	(857)

Appendix 1 - Ballots Received

Eligible Voters (EX003 - SCORE Registered Voter List)				SCORE Voter Credit And Ballots Cast					Dominion Ballots	Reconciliation		
Precinct	Active Voters	Inactive Voters	Registered Electors	Accepted Mail-In	Accepted In-Person	Vote Credit	Rejected Mail-In	Ballots Cast	Ballots Counted	Difference: Ballots Counted - Vote Credit	1-10-101.5(a): Ballots Counted - Ballots Cast	1-10-101.5(b): Ballots Cast - Registered Electors
307	1369	227	1596	320	8	328	10	338	328	0	(10)	(1,258)
308	1058	91	1149	384	3	387	8	395	387	0	(8)	(754)
309	1122	77	1199	496	2	498	3	501	498	0	(3)	(698)
310	1486	118	1604	576	2	578	9	587	578	0	(9)	(1,017)
311	844	70	914	349	2	351	6	357	351	0	(6)	(557)
312	984	68	1052	451	1	452	5	457	451	-1	(6)	(595)
313	1287	96	1383	574	2	576	6	582	576	0	(6)	(801)
314	1445	75	1520	626	4	630	17	647	630	0	(17)	(873)
315	855	46	901	353	3	356	4	360	357	1	(3)	(541)
316	1332	62	1394	605	2	607	6	613	608	1	(5)	(781)
400	1606	60	1666	517	6	523	14	537	523	0	(14)	(1,129)
401	1354	67	1421	504	4	508	6	514	509	1	(5)	(907)
402	1444	84	1528	539	6	545	9	554	545	0	(9)	(974)
403	1376	131	1507	514	2	516	3	519	516	0	(3)	(988)
404	1781	112	1893	509	2	511	14	525	511	0	(14)	(1,368)
405	1166	69	1235	496	3	499	8	507	499	0	(8)	(728)
406	1514	102	1616	492	6	498	10	508	498	0	(10)	(1,108)
407	468	30	498	192	1	193	1	194	193	0	(1)	(304)
408	637	38	675	241	1	242	4	246	241	-1	(5)	(429)
500	1269	64	1333	520	8	528	8	536	527	-1	(9)	(797)
501	962	60	1022	378	6	384	6	390	384	0	(6)	(632)
502	1416	105	1521	604	5	609	6	615	608	-1	(7)	(906)
503	571	44	615	146	2	148	2	150	148	0	(2)	(465)
504	1655	197	1852	666	6	672	8	680	673	1	(7)	(1,172)
505	890	56	946	393	1	394	6	400	394	0	(6)	(546)
506	1458	94	1552	615	1	616	15	631	616	0	(15)	(921)
507	1938	255	2193	770	4	774	15	789	774	0	(15)	(1,404)
508	1544	82	1626	653	1	654	12	666	652	-2	(14)	(960)
509	1610	108	1718	685	3	688	10	698	687	-1	(11)	(1,020)
510	1215	58	1273	461	1	462	17	479	462	0	(17)	(794)

Appendix 1 - Ballots Received

Eligible Voters (EX003 - SCORE Registered Voter List)				SCORE Voter Credit And Ballots Cast					Dominion Ballots	Reconciliation		
Precinct	Active Voters	Inactive Voters	Registered Electors	Accepted Mail-In	Accepted In-Person	Vote Credit	Rejected Mail-In	Ballots Cast	Ballots Counted	Difference: Ballots Counted - Vote Credit	1-10-101.5(a): Ballots Counted - Ballots Cast	1-10-101.5(b): Ballots Cast - Registered Electors
600	1668	193	1861	475	7	482	7	489	482	0	(7)	(1,372)
601	1202	113	1315	342	1	343	10	353	343	0	(10)	(962)
602	869	81	950	301	5	306	5	311	306	0	(5)	(639)
603	1473	116	1589	636	6	642	10	652	643	1	(9)	(937)
604	1025	70	1095	387	2	389	7	396	389	0	(7)	(699)
605	1145	70	1215	413	0	413	12	425	413	0	(12)	(790)
606	1554	80	1634	607	6	613	9	622	613	0	(9)	(1,012)
607	1868	227	2095	599	4	603	13	616	603	0	(13)	(1,479)
608	1487	109	1596	547	6	553	13	566	553	0	(13)	(1,030)
609	1788	278	2066	473	6	479	7	486	478	-1	(8)	(1,580)
610	1775	163	1938	711	6	717	21	738	714	-3	(24)	(1,200)
611	1104	114	1218	452	3	455	8	463	455	0	(8)	(755)
612	1139	107	1246	363	5	368	12	380	368	0	(12)	(866)
613	1162	104	1266	347	8	355	3	358	355	0	(3)	(908)
614	758	86	844	227	0	227	5	232	227	0	(5)	(612)
615	1778	151	1929	810	4	814	14	828	814	0	(14)	(1,101)
616	1422	200	1622	396	12	408	8	416	409	1	(7)	(1,206)
617	1568	147	1715	352	5	357	8	365	357	0	(8)	(1,350)
618	1453	106	1559	463	3	466	5	471	467	1	(4)	(1,088)
619	1707	131	1838	659	4	663	8	671	664	1	(7)	(1,167)
620	1415	142	1557	577	1	578	9	587	577	-1	(10)	(970)
621	856	57	913	282	0	282	2	284	282	0	(2)	(629)
622	1002	94	1096	313	6	319	8	327	319	0	(8)	(769)
623	1750	177	1927	504	9	513	11	524	513	0	(11)	(1,403)
624	1589	154	1743	632	2	634	9	643	634	0	(9)	(1,100)
625	1160	88	1248	451	8	459	11	470	459	0	(11)	(778)
626	1424	157	1581	500	6	506	7	513	508	2	(5)	(1,068)
627	965	52	1017	477	0	477	4	481	477	0	(4)	(536)
628	967	64	1031	395	9	404	11	415	404	0	(11)	(616)
629	1140	104	1244	519	3	522	10	532	522	0	(10)	(712)

Appendix 1 - Ballots Received

Eligible Voters (EX003 - SCORE Registered Voter List)				SCORE Voter Credit And Ballots Cast					Dominion Ballots	Reconciliation		
Precinct	Active Voters	Inactive Voters	Registered Electors	Accepted Mail-In	Accepted In-Person	Vote Credit	Rejected Mail-In	Ballots Cast	Ballots Counted	Difference: Ballots Counted - Vote Credit	1-10-101.5(a): Ballots Counted - Ballots Cast	1-10-101.5(b): Ballots Cast - Registered Electors
630	840	115	955	208	7	215	8	223	215	0	(8)	(732)
631	854	58	912	339	8	347	8	355	348	1	(7)	(557)
632	883	101	984	280	6	286	7	293	286	0	(7)	(691)
633	1070	164	1234	196	1	197	6	203	197	0	(6)	(1,031)
634	1277	97	1374	411	4	415	7	422	415	0	(7)	(952)
635	1198	98	1296	483	3	486	10	496	486	0	(10)	(800)
636	1360	100	1460	532	3	535	8	543	536	1	(7)	(917)
637	1374	136	1510	545	12	557	8	565	557	0	(8)	(945)
638	961	65	1026	386	7	393	7	400	393	0	(7)	(626)
639	913	72	985	312	2	314	4	318	314	0	(4)	(667)
640	984	126	1110	217	3	220	8	228	220	0	(8)	(882)
641	873	60	933	262	3	265	2	267	265	0	(2)	(666)
642	1303	107	1410	484	6	490	11	501	490	0	(11)	(909)
643	818	105	923	309	2	311	1	312	311	0	(1)	(611)
644	889	75	964	363	3	366	1	367	366	0	(1)	(597)
645	1345	236	1581	471	8	479	8	487	479	0	(8)	(1,094)
646	737	35	772	309	1	310	9	319	310	0	(9)	(453)
647	1030	160	1190	274	1	275	5	280	275	0	(5)	(910)
648	1033	75	1108	372	5	377	7	384	377	0	(7)	(724)
649	1753	188	1941	526	8	534	10	544	533	-1	(11)	(1,397)
650	1236	133	1369	358	8	366	6	372	366	0	(6)	(997)
651	1820	109	1929	755	9	764	5	769	764	0	(5)	(1,160)
700	1291	83	1374	566	3	569	10	579	568	-1	(11)	(795)
701	1267	81	1348	495	1	496	10	506	496	0	(10)	(842)
702	680	22	702	265	5	270	3	273	270	0	(3)	(429)
703	192	10	202	74	0	74	0	74	74	0	0	(128)
704	635	37	672	260	5	265	8	273	265	0	(8)	(399)
705	690	44	734	251	8	259	8	267	259	0	(8)	(467)
800	1049	145	1194	369	4	373	8	381	373	0	(8)	(813)
801	1208	288	1496	376	3	379	5	384	378	-1	(6)	(1,112)

Appendix 1 - Ballots Received

Eligible Voters (EX003 - SCORE Registered Voter List)				SCORE Voter Credit And Ballots Cast					Dominion Ballots	Reconciliation		
Precinct	Active Voters	Inactive Voters	Registered Electors	Accepted Mail-In	Accepted In-Person	Vote Credit	Rejected Mail-In	Ballots Cast	Ballots Counted	Difference: Ballots Counted - Vote Credit	1-10-101.5(a): Ballots Counted - Ballots Cast	1-10-101.5(b): Ballots Cast - Registered Electors
802	1133	77	1210	486	3	489	6	495	489	0	(6)	(715)
803	1799	179	1978	560	10	570	15	585	569	-1	(16)	(1,393)
804	1352	127	1479	429	6	435	12	447	436	1	(11)	(1,032)
805	1161	85	1246	467	4	471	13	484	471	0	(13)	(762)
806	1219	88	1307	485	4	489	12	501	489	0	(12)	(806)
807	1079	60	1139	432	3	435	10	445	434	-1	(11)	(694)
808	1311	89	1400	506	3	509	5	514	510	1	(4)	(886)
809	1356	124	1480	461	2	463	10	473	462	-1	(11)	(1,007)
810	739	219	958	214	4	218	2	220	218	0	(2)	(738)
811	1072	189	1261	367	3	370	13	383	370	0	(13)	(878)
812	813	38	851	356	5	361	6	367	361	0	(6)	(484)
813	1001	87	1088	431	7	438	9	447	438	0	(9)	(641)
814	819	56	875	377	3	380	6	386	379	-1	(7)	(489)
815	1760	112	1872	682	1	683	18	701	683	0	(18)	(1,171)
816	1285	117	1402	522	1	523	8	531	524	1	(7)	(871)
817	1724	196	1920	591	7	598	23	621	595	-3	(26)	(1,299)
818	1697	389	2086	433	7	440	10	450	441	1	(9)	(1,636)
819	1504	182	1686	535	8	543	9	552	544	1	(8)	(1,134)
820	1377	337	1714	436	6	442	6	448	443	1	(5)	(1,266)
821	1045	122	1167	305	2	307	7	314	307	0	(7)	(853)
822	1401	346	1747	443	9	452	13	465	452	0	(13)	(1,282)
823	1063	497	1560	229	10	239	8	247	238	-1	(9)	(1,313)
824	910	291	1201	219	8	227	3	230	228	1	(2)	(971)
825	1631	188	1819	616	9	625	12	637	625	0	(12)	(1,182)
826	792	161	953	245	6	251	2	253	251	0	(2)	(700)
827	1594	177	1771	563	10	573	11	584	573	0	(11)	(1,187)
828	652	93	745	248	1	249	2	251	248	-1	(3)	(494)
829	1351	912	2263	302	3	305	9	314	305	0	(9)	(1,949)
830	1508	257	1765	594	2	596	9	605	596	0	(9)	(1,160)
831	1044	780	1824	98	4	102	6	108	102	0	(6)	(1,716)

Appendix 1 - Ballots Received

Eligible Voters (EX003 - SCORE Registered Voter List)				SCORE Voter Credit And Ballots Cast					Dominion Ballots	Reconciliation		
Precinct	Active Voters	Inactive Voters	Registered Electors	Accepted Mail-In	Accepted In-Person	Vote Credit	Rejected Mail-In	Ballots Cast	Ballots Counted	Difference: Ballots Counted - Vote Credit	1-10-101.5(a): Ballots Counted - Ballots Cast	1-10-101.5(b): Ballots Cast - Registered Electors
832	1060	1037	2097	252	10	262	5	267	263	1	(4)	(1,830)
833	1530	490	2020	308	21	329	12	341	328	-1	(13)	(1,679)
834	1109	243	1352	310	7	317	4	321	317	0	(4)	(1,031)
835	590	62	652	237	3	240	1	241	239	-1	(2)	(411)
836	571	88	659	189	4	193	5	198	193	0	(5)	(461)
837	715	63	778	285	3	288	8	296	288	0	(8)	(482)
838	1127	91	1218	505	5	510	7	517	510	0	(7)	(701)
839	1298	119	1417	497	3	500	5	505	500	0	(5)	(912)
840	1703	211	1914	778	8	786	12	798	785	-1	(13)	(1,116)
841	1009	379	1388	202	3	205	4	209	205	0	(4)	(1,179)
842	827	397	1224	291	4	295	6	301	296	1	(5)	(923)
843	1302	259	1561	392	5	397	12	409	397	0	(12)	(1,152)
844	998	111	1109	425	4	429	6	435	429	0	(6)	(674)
845	1618	198	1816	653	6	659	18	677	659	0	(18)	(1,139)
846	773	129	902	277	2	279	8	287	279	0	(8)	(615)
847	928	175	1103	244	1	245	3	248	245	0	(3)	(855)
848	767	157	924	203	0	203	4	207	202	-1	(5)	(717)
849	999	191	1190	349	5	354	9	363	354	0	(9)	(827)
850	1340	242	1582	456	9	465	6	471	464	-1	(7)	(1,111)
851	592	116	708	191	5	196	6	202	196	0	(6)	(506)
852	602	52	654	277	3	280	3	283	280	0	(3)	(371)
853	753	55	808	301	2	303	2	305	303	0	(2)	(503)
854	857	41	898	378	3	381	4	385	381	0	(4)	(513)
855	1255	89	1344	546	2	548	5	553	547	-1	(6)	(791)
856	1523	103	1626	647	5	652	11	663	652	0	(11)	(963)
857	911	72	983	417	3	420	7	427	421	1	(6)	(556)
900	482	59	541	192	2	194	8	202	195	1	(7)	(339)
901	998	66	1064	321	3	324	7	331	323	-1	(8)	(733)
902	296	36	332	117	1	118	1	119	118	0	(1)	(213)
903	687	67	754	248	2	250	3	253	250	0	(3)	(501)

Appendix 1 - Ballots Received

Eligible Voters (EX003 - SCORE Registered Voter List)				SCORE Voter Credit And Ballots Cast					Dominion Ballots	Reconciliation		
Precinct	Active Voters	Inactive Voters	Registered Electors	Accepted Mail-In	Accepted In-Person	Vote Credit	Rejected Mail-In	Ballots Cast	Ballots Counted	Difference: Ballots Counted - Vote Credit	1-10-101.5(a): Ballots Counted - Ballots Cast	1-10-101.5(b): Ballots Cast - Registered Electors
904	1171	141	1312	368	0	368	6	374	368	0	(6)	(938)
905	529	48	577	198	1	199	4	203	199	0	(4)	(374)
906	564	54	618	207	3	210	4	214	210	0	(4)	(404)
907	962	93	1055	360	2	362	7	369	362	0	(7)	(686)
908	428	42	470	148	3	151	3	154	151	0	(3)	(316)
909	556	63	619	219	4	223	6	229	223	0	(6)	(390)
910	647	85	732	264	2	266	5	271	267	1	(4)	(461)
911	933	71	1004	409	2	411	5	416	410	-1	(6)	(588)
912	1799	142	1941	785	3	788	13	801	788	0	(13)	(1,140)
913	604	47	651	242	1	243	7	250	243	0	(7)	(401)
914	474	55	529	151	5	156	1	157	156	0	(1)	(372)
915	1323	114	1437	533	7	540	13	553	539	-1	(14)	(884)
916	1179	82	1261	473	0	473	11	484	474	1	(10)	(777)
Total	220,180	26,153	246,333	79,600	790	80,390	1,474	81,864	80,389	-1	(1,475)	(164,469)

Adjusted Totals at Election Close: **80,390** **1,474** **81,864** **80,389** **-1**

Explanation of Differences	
A ballot in Precinct 848 was accepted, but not tabulated.	1
Total	1

Note: Precinct-to-Precinct differences in the "Difference" column above can be explained as follows:

By Colorado law, the first ballot back from a voter is the ballot that must be counted. If the voter has changed their registration to a county or district different from the ballot that they returned, their returned ballot is duplicated onto a ballot reflecting their new residence, and only the common contests voted are counted (*when eligible contests (ballot styles) are different*).

An example of this can be seen in precincts 850 and 900. A voter moved to precinct 900 but returned their 850 ballot. The 850 ballot was duplicated onto a 900 ballot style before being scanned. However, the accepted ballot in SCORE is reflected as the 850 ballot, which would then be included in the aggregate total for precinct 850. Therefore, SCORE voter credit is showing 1 higher for 850 than Dominion, and Dominion is showing 1 higher for 900 than SCORE.



Boulder County Certification of 2022 Primary Election

I, Molly Fitzpatrick, the Boulder County Clerk and Recorder, do hereby certify the Official Abstract of Votes Cast attached herein for the 2022 Primary Election held in Boulder County on the 28 of June 2022.

We the undersigned Canvass Board for the 2022 Primary Election, do hereby certify that:

- We have observed the post-election risk-limiting audit
- We have investigated and reported any discrepancies found in the audit
- We have reconciled the number of ballots counted to the number of ballots cast
- We have reconciled the number of ballots cast to the number of voters who voted
- We have reviewed and do hereby certify the results in the Official Abstract of Votes Cast.

Signed

Molly Fitzpatrick

July 18, 2022

Molly Fitzpatrick, Boulder County Clerk and Recorder

Date

Emily Brake

July 18, 2022

Emily Brake, Republican Canvass Board Member

Date

Lynne McNamara, Democratic Canvass Board Member

Date



Boulder County Certification of 2022 Primary Election

I, Molly Fitzpatrick, the Boulder County Clerk and Recorder, do hereby certify the Official Abstract of Votes Cast attached herein for the 2022 Primary Election held in Boulder County on the 28 of June 2022.

We the undersigned Canvass Board for the 2022 Primary Election, do hereby certify that:

- We have observed the post-election risk-limiting audit
- We have investigated and reported any discrepancies found in the audit
- We have reconciled the number of ballots counted to the number of ballots cast
- We have reconciled the number of ballots cast to the number of voters who voted
- We have reviewed and do hereby certify the results in the Official Abstract of Votes Cast.

Signed

Molly Fitzpatrick

July 18, 2022

Molly Fitzpatrick, Boulder County Clerk and Recorder

Date

Emily Brake, Republican Canvass Board Member

Date

Lynne McNamara

July 18, 2022

Lynne McNamara, Democratic Canvass Board Member

Date