

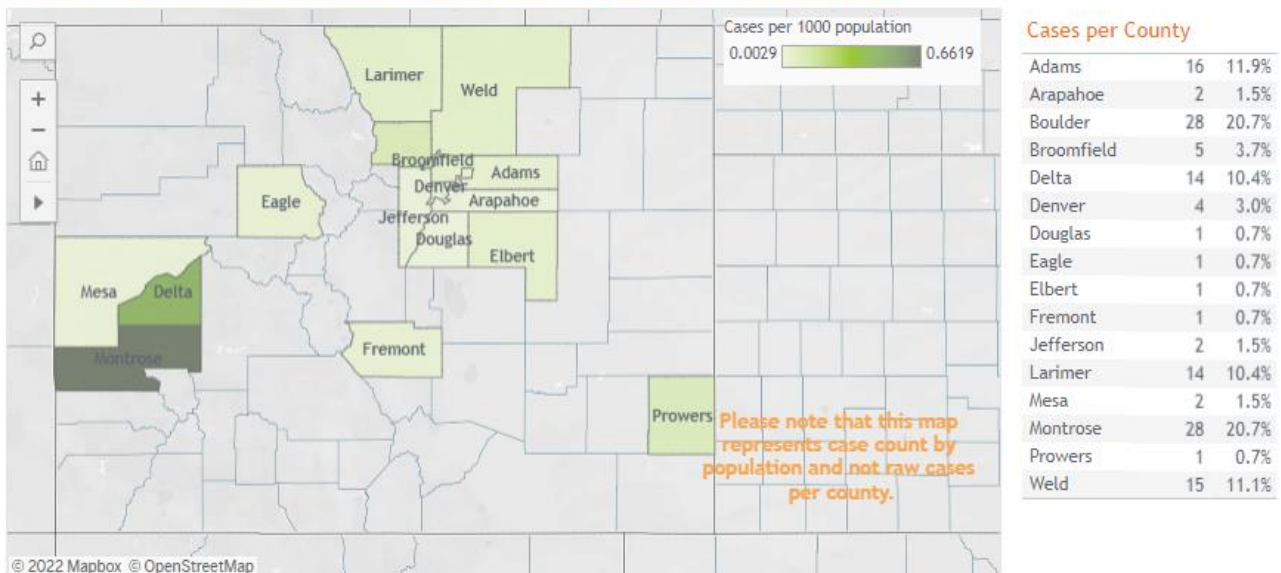


Zoonotic Disease Report September 18 – September 24, 2022 (Week 38)

Executive Summary

- One raccoon was submitted for rabies testing. The specimen tested negative. Through Week 38, 109 samples were submitted with 13 (11.9%) testing positive. Compared with the same period in 2021, 95 samples were submitted with 16 (16.8%) testing positive.
- No specimens were submitted for plague, tularemia or hantavirus for Week 38. No samples were submitted for hantavirus testing in 2022. Five specimens were tested for each plague and tularemia thus far in 2022 with all samples testing negative. No samples have been submitted since May 17th (Week 20).
- Mosquito trapping and West Nile surveillance has concluded for the season. Overall, nuisance and *Culex* (WNV vectors) mosquito species were above long-term averages, however, fell closer to five-year averages indicating an overall increase in mosquito abundance over the past several years. Programmatic changes in trapping throughout the county may account for some increase.
- Sixty-one mosquito pools tested positive (42.4% positive) in 2022 compared with forty-five (31.3% positive) in 2021.
- CDPHE reports 135 human WNV cases: Adams (16), Arapahoe (2), Boulder (28), Broomfield (5), Delta (14), Denver (4), Eagle (1), Elbert (1), Fremont (1), Jefferson (2), Larimer (14), Mesa (2), Montrose (28), Weld (15).
- Boulder County recorded 19 WNV cases in 2021 compared with 28 reported as this time. Additional WNV cases are expected as case investigations continue.

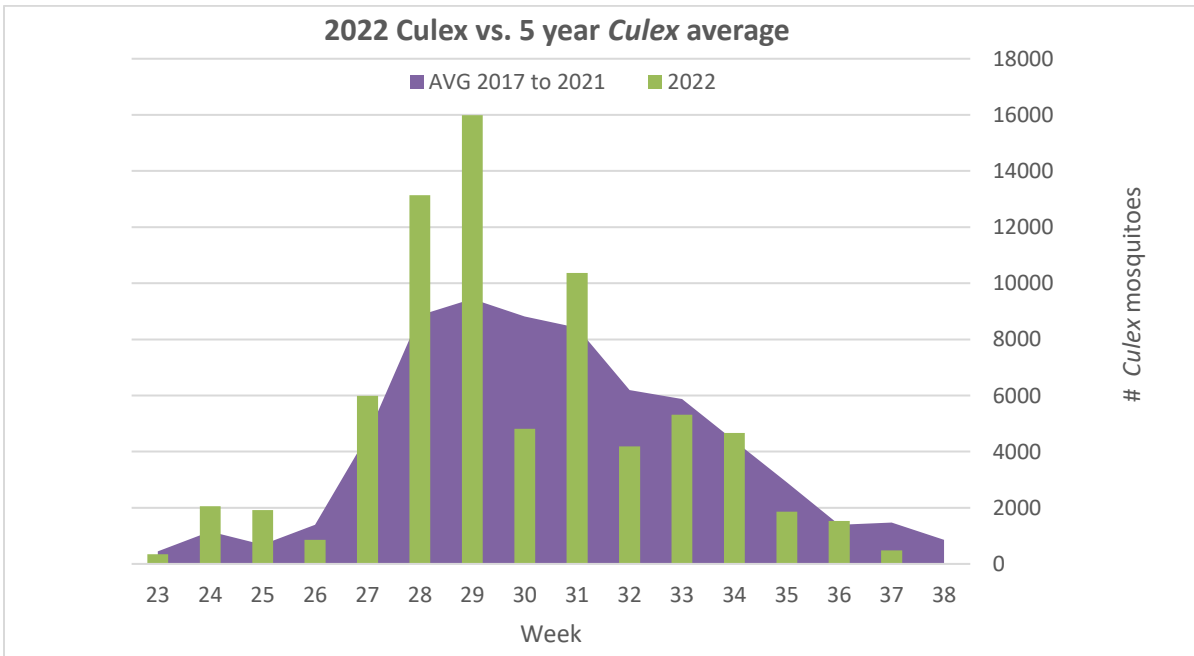
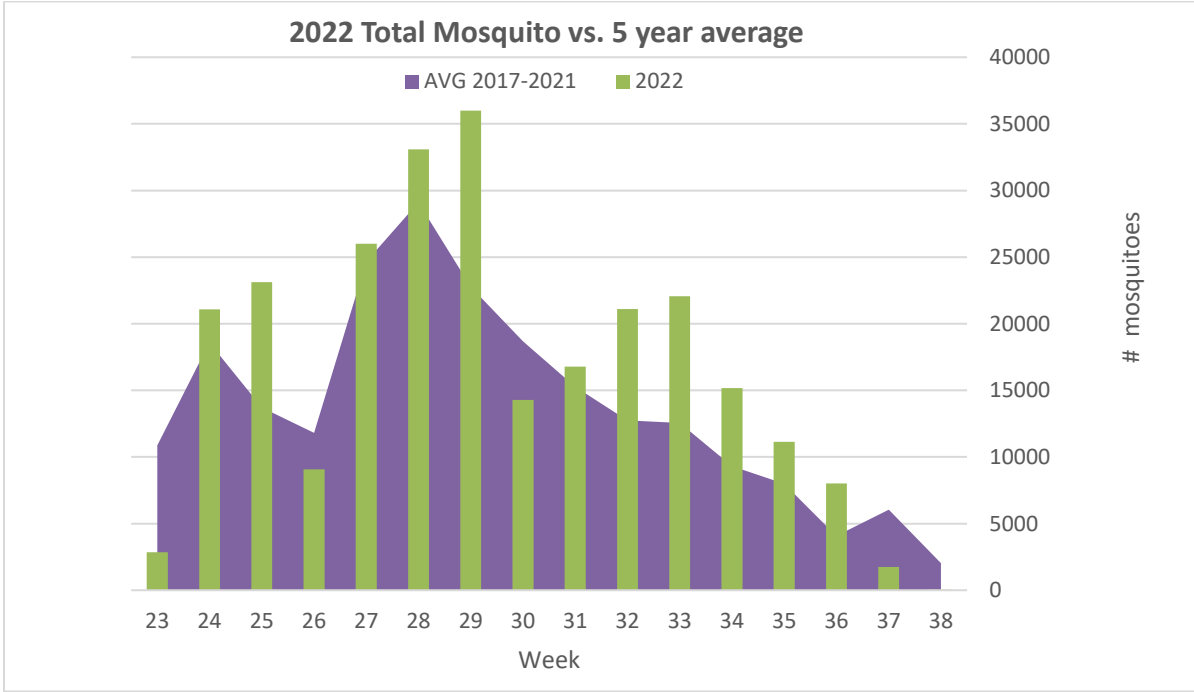
Human West Nile virus cases per 1000 population by county of residence, 2022



West Nile Virus Disease Cases and Presumptive Viremic Blood Donors by State – United States, 2022 (September 20, 2022)

State	Neuroinvasive Disease Cases†	Non–neuroinvasive Disease Cases	Total cases	Deaths	Presumptive viremic blood donors‡
Alabama	1	0	1	0	1
Arizona	20	9	29	2	1
Arkansas	0	1	1	0	0
California	36	18	54	4	12
Colorado	64	55	119	5	12
Connecticut	2	0	2	0	0
Florida	1	0	1	0	0
Georgia	5	1	6	1	2
Idaho	1	0	1	0	0
Illinois	5	1	6	0	0
Indiana	2	0	2	0	0
Iowa	1	0	1	0	4
Kansas	0	2	2	0	1
Kentucky	0	1	1	1	0
Louisiana	28	3	31	5	3
Maryland	1	1	2	0	1
Massachusetts	4	0	4	0	0
Minnesota	1	1	2	0	0
Mississippi	2	0	2	0	0
Missouri	5	0	5	1	0
Nebraska	8	8	16	0	8
New Jersey	2	3	5	0	0
New Mexico	3	1	4	0	1
New York	25	6	31	2	2
North Carolina	4	0	4	0	0
North Dakota	5	8	13	0	7
Ohio	4	0	4	0	0
Oklahoma	1	0	1	1	1
Pennsylvania	5	3	8	0	2
South Carolina	0	1	1	0	5
South Dakota	18	18	36	0	7
Texas	14	2	16	2	4
Virginia	4	0	4	1	0
Washington	1	1	2	0	0
Wyoming	1	1	2	0	0
Totals	274	146	420	25	75

Mosquito Activity – Season



Positive WNV Mosquito Pools (BCPH Testing Only)									
	2014	2015	2016	2017	2018	2019	2020	2021	2022
# Submitted	131	132	145	188	189	206	114	144	144
# Positive	16	10	21	15	11	8	5	45	61
% Positive	12.2	7.6	14.5	8.0	5.8	3.9	4.4	31.3	42.4
# Cases	10	11	23	9	11	12	3	19	39*

* As of 9/26/22

VECTOR INDEX LOG			
	ZONE 1	ZONE 2	ZONE 3
Season Week	Vector Index	Vector Index	Vector Index
Week 26	0.00	0.00	0.00
Week 27	0.93	0.49	0.30
Week 28	1.22	0.00	1.95
Week 29	2.79	0.97	3.52
Week 30	0.86	0.20	1.41
Week 31	2.44	2.16	2.22
Week 32	0.55	0.47	1.17
Week 33	0.67	0.89	1.30
Week 34	2.85	1.05	0.00
Week 35	0.47	0.40	0.48
Week 36	0.18	-----	0.15
Week 37	0.00	-----	0.40
Week 38	-----	-----	-----
Week 39	-----	-----	-----
Week 40	-----	-----	-----

Note: Table reflects only testing submitted by Boulder County Public Health. Additional testing may occur through other agencies.

Animal Disease Activity

Each week, Boulder County and municipal Animal Control Units responds to animal complaints throughout the county. When deemed necessary, these specimens are sent to state laboratories for zoonotic disease testing.

Caveats

- Data are provided from the Colorado Department of Public Health and Environment (CDPHE) Zoonotic database and may not include samples submitted for testing prior to publishing of this report.
- Data reflect all samples submitted by Boulder County Public Health, by other agencies or private veterinary practices.
- ‘Positive Vectors’ include only samples that have tested positive. Some samples submitted may be deemed untestable.
- ‘Submitted Vectors’ denoted with (*) indicate that at least one sample was untestable. Untestable samples may be treated as positive for follow-up protocol.

Submissions and Results by Disease

SUBMITTED VECTORS							POSITIVE VECTORS					
	RABIES	PLAGUE	TULAREMIA	WNV POOLS	HANTA VIRUS	TOTAL	RABIES+	PLAGUE+	TULAREMIA+	WNV POOLS+	HANTA VIRUS+	TOTAL
Wk 1-20*	26	5	5	0	0	26	4	0	0	0	0	4
Wk21	0	0	0	0	0	0	0	0	0	0	0	0
Wk22	3	0	0	0	0	3	1	0	0	0	0	1
Wk23	4	0	0	0	0	4	0	0	0	0	0	0
Wk24	4	0	0	0	0	4	2	0	0	0	0	2
Wk25	9	0	0	0	0	9	2	0	0	0	0	2
Wk26*	8	0	0	4	0	12	0	0	0	0	0	0
Wk27	1	0	0	15	0	16	0	0	0	5	0	5
Wk28	5	0	0	15	0	20	0	0	0	3	0	3
Wk29*	5	0	0	15	0	20	0	0	0	5	0	5
Wk30	10	0	0	15	0	25	1	0	0	7	0	8
Wk31	0	0	0	15	0	15	0	0	0	7	0	7
Wk32*	10	0	0	15	0	25	0	0	0	7	0	7
Wk33	8	0	0	15	0	23	0	0	0	9	0	9
Wk34	2	0	0	15	0	17	1	0	0	8	0	9
Wk35	6	0	0	9	0	15	0	0	0	6	0	6
Wk36*	3	0	0	7	0	10	1	0	0	2	0	3
Wk37*	4	0	0	4	0	8	1	0	0	2	0	0
Wk38	1	0	0	0	0	1	0	0	0	0	0	0
Wk39						0						0
Wk40						0						0
TOTAL TO DATE	109	5	5	144	0	253	13	0	0	61	0	71

Submissions and Results by Species

SEASON-TO-DATE DISEASE TESTING BY SPECIES				
<i>Species</i>	Rabies	Plague	Tularemia	Hanta
Bat	64	0	0	0
Skunk	8	0	0	0
Raccoon	20	0	0	0
Coyote	1	0	0	0
Fox	0	0	0	0
Cat	8	0	0	0
Dog	4	3	3	0
Squirrel	1	1	1	0
Prairie Dog	0	0	0	0
Rabbit	0	0	0	0
Flea	0	0	0	0
Other	3	1	1	0
TOTALS	109	5	5	0

SEASON-TO-DATE DISEASE POSITIVES BY SPECIES				
<i>Species</i>	Rabies	Plague	Tularemia	Hanta
Bat	7	0	0	0
Skunk	6	0	0	0
Raccoon	0	0	0	0
Coyote	0	0	0	0
Fox	0	0	0	0
Cat	0	0	0	0
Dog	0	0	0	0
Squirrel	0	0	0	0
Prairie Dog	0	0	0	0
Rabbit	0	0	0	0
Flea	0	0	0	0
Other	0	0	0	0
TOTALS	13	0	0	0

Lab-confirmed, rabies positive animals by Colorado county, Jan. 1 - September 26, 2022

County	Bat	Skunk	Other wildlife	Domestic	Total
Adams	2	2			4
Arapahoe	1				1
Boulder	7	6			13
Broomfield		2			2
Custer	1				1
Denver	4				4
Eagle	1				1
El Paso	4				4
Jefferson	7	7			14
La Plata	2				2
Larimer	6				6
Pueblo	5				5
Saguache	2				2
Washington		1			1
Weld	1	5			6
Total	43	23	0	0	66

Highlighted numbers represent an increase from the previous week