

Boulder County Elections

## Boulder County Clerk and Recorder

1750 33rd Street, Suite 200 • Boulder, CO 80301

www.BoulderCountyVotes.org • Phone: (303) 413-7740

### LOGIC AND ACCURACY TEST (LAT)

October 4 – October 6, 2022

---

#### Planned Schedule:

- |                        |                                    |
|------------------------|------------------------------------|
| • Tuesday, October 4   | 9:30am – 5:00pm (Conduct the LAT)  |
| • Wednesday, October 5 | 10:00am – 5:00pm (Conduct the LAT) |
| • Thursday, October 6  | 10:00am – 5:00pm (Contingency Day) |

---

#### Common acronyms:


- **CVR:** Cast Vote Record
- **ICC:** Image Cast Central (Scan Station also referred to as Tabulator)
- **ICX:** Image Cast X Ballot Marking Device (BMD)
- **MVW:** Manual Verification Worksheet (To create your record of tally)
- **RTR:** Results Tally and Reporting (Tabulates results and generates voting reports)

#### Storage of personal items (designated area)

- The following items are prohibited in the testing area: Personal belongings, cell phones, cameras, recording devices, memory devices, laptops, food, or beverages

#### AGENDA

1. Introduction and Overview
2. Testing Board verifies public counter set to zero on applicable devices
3. Ballot marking and tally
  - One (1) packet of 25 ballots provided to each Testing Board member
  - Vote test ballots
  - Create a team tally (2-person process) using the MVW
4. Image Cast X (ICX) Test (Ballot Marking Device)
  - Testing Board validates contest titles and content
  - Mark and print all Testing Board ballots using the ICX including at least one ballot using:
    - audio ballot playback and accessible input devices
    - Spanish language option
5. Scanner Test (Mail and In-Person ballot counting device)
  - Take manually marked and ICX marked ballots to scanner
  - Inspect for damage or improper markings
    - Improperly marked ballots must be corrected by team prior to scan
  - Process ballots on scanner in separate batches
  - Adjudicate ballots as needed
    - Adjudication is not required on ICX ballots unless there are write-ins
  - Tabulate and verify results against team tally
6. Prepare Testing Results (optional attendance)
  - Create cumulative result comparisons for ease of use during LAT board review
  - Collect, organize, and complete test documentation



Boulder County Elections


## Boulder County Clerk and Recorder

1750 33rd Street, Suite 200 • Boulder, CO 80301

[www.BoulderCountyVotes.org](http://www.BoulderCountyVotes.org) • Phone: (303) 413-7740

---

7. Resetting and sealing of equipment
  - Reset and seal ICX equipment
  - Reset Scan Stations
  - Reset Results Tally and Reporting (RTR)
8. Completion of testing
  - Review test information and results
  - Complete Statement of Qualification
9. Secure storage of all LAT material and ballots



## **GUIDELINES FOR OBSERVERS AT THE LOGIC AND ACCURACY TEST**

- The LAT test shall be open to representatives of the political parties, the press, and the public to the extent allowable and pursuant to section (CRS 1-7-509(2)(b)). The designated election official may limit the number of representatives from each group because of space limitations. (Rule 11.3.2(b)).
- Each major political party, minor political party, ballot issue committee that has an issue on the ballot, and coordinating entity may designate one person, who shall be allowed to witness all public tests and the counting of pretest votes. (CRS 1-7-509(2)(b))
- If an observer or designee hinders or disturbs the test process, the designated election official may remove the person from the test area. An observer or designee who has been removed from a public test may be barred from future tests. (CRS 1-7-509(2)(b))
- The absence of observers or designees shall not delay or stop the public test. (CRS 1-7-509(2)(b))
- The election official will provide name tags and a sign-in sheet (everyone participating in or observing the test must wear a name tag and must sign-in). A copy of the LAT Information Packet will be available for observers.
- The Logic & Accuracy Testing will take substantially all the Elections staff time and resources today. Therefore, any questions should be directed to Stephanie Gnoza, Elections Director, or her designee.



## Requirements of the LAT

### Preparation:

- ✓ The county has prepared a test deck that includes every ballot style and precinct in the election
- ✓ The county test deck includes a mark for every vote position for every contest and candidate, situations where a voter may choose two or more options, and overvotes and undervotes for each contest; and includes write-in candidates
- ✓ The county test deck includes ballots printed from a ballot-on-demand printer that will be used in the upcoming election and commercially printed ballots
- ✓ Testing Board is comprised of one registered elector from each major political party
- ✓ Testing Board members are registered in Boulder County and have been sworn in as election judges
- ✓ 25 test ballots have been provided to each Test Board member and are clearly marked "TEST"
- ✓ Test ballots were marked using the instructions printed on the ballot
- ✓ Testing Board created and retained a record of the tally (Manual Verification Worksheet)
- ✓ Each type of voting device and each type of ballot is represented in testing
- ✓ Appropriate number of devices were made available for the test
- ✓ Testing Board members have randomly selected the machines to test

### ICX Test (Ballot Marking Device)\*:

Testing Board members completed the following:

- ✓ Verified that the ICX public counter was set to zero
- ✓ Used at least one ICX to mark and print 25 ballots in the same manner the Testing Board member manually marked their test ballots (aside from overvotes)
- ✓ Marked at least one ballot using audio ballot playback and accessible input device

### Scanner Test (Mail and In-Person Paper Ballot counting device) \*:

Testing Board members completed the following:

- ✓ Verified the zero-report generated from the scanner
- ✓ Observed the separate counting of county and Testing Board's test ballots on at least one scanner

### Tabulation:

Testing Board members completed the following:


- ✓ Verified the zero-report generated from RTR before tabulating
- ✓ Observed the separate tabulation and result report generation of all test ballots

### Comparison:

Testing Board members completed the following:

- ✓ Verified that the results reports exactly correspond to the Testing Board member's predetermined tally of the votes (aside from overvotes on the ICX ballots)
- ✓ Verified that the county test deck results report exactly corresponds to the county's predetermined tally of the votes

*\*Scanner and ICX testing may be done in parallel, when applicable.*



Boulder County Elections

## Boulder County Clerk and Recorder

1750 33rd Street, Suite 200 • Boulder, CO 80301

[www.BoulderCountyVotes.org](http://www.BoulderCountyVotes.org) • Phone: (303) 413-7740

---

### Storage of test materials:

- ✓ All test materials were secured in a sealed metal cage when not in use
- ✓ Each Testing Board member verified the seals and initialed the chain-of-custody log
- ✓ If records were opened for inspection, at least two election officials verified the newly attached seals and initialed the chain-of-custody log


### Completing the test:

- ✓ Test result files have been exported for Election Night Reporting and Risk Limiting Audit purposes
- ✓ The county has backed up the election project containing test results, including test results and CVR files
- ✓ Testing Board watched the county reset and seal each voting device, if applicable
- ✓ Testing Board and Clerk verified the documented seal number attached to each voting device

### Statement of Qualification:

Testing Board and Clerk signed a written statement attesting to:

- ✓ The qualification of each device successfully tested
- ✓ The number of the seal attached to the voting device at the end of the test
- ✓ If applicable, any problems discovered, and
- ✓ Any other documentation necessary to provide a full and accurate account of the condition of a given device



Boulder County Elections

## Boulder County Clerk and Recorder

1750 33rd Street, Suite 200 • Boulder, CO 80301

[www.BoulderCountyVotes.org](http://www.BoulderCountyVotes.org) • Phone: (303) 413-7740

---


### **Logic and Accuracy Test (LAT) Testing Board Procedures**

#### **Purpose of LAT (CRS 1-7-509 and Rule 11):**

The purpose of the LAT is to test the compatibility of the election ballots through the scanning and tabulation equipment to confirm that every voting position on the ballot is accurately counted where a properly marked selection is made.

#### **Testing Board member responsibilities:**

- You will be participating in all parts of the LAT, ensuring all requirements are met.
- You will attest to this at the end of the process and document the successful completion of testing.
- No process shall be delayed due to the absence of a Testing Board member.





### Ballot Marking:

The county has provided a packet of test ballots to each Testing Board member that includes 25 unique precinct district style ballots. This is in addition to the ballots prepared to fulfill the county test deck requirements.


1. Confirm the number of ballots, verify they are all labeled “TEST” and are numbered at the top, 1 through 25 for the Testing Board.
2. Each Testing Board member has a support team member. The Testing Board member may enlist the help of their team member in marking their ballots.
3. Mark your ballots following the “Instructions for voting” printed on the ballot.
  - Use the pen provided and fill in the oval completely; no X or V.
  - Voting for more than the maximum number of allowed choices is considered an Overvote and will not be counted.
  - Voting for less than the maximum number of allowed choices is considered an Undervote.

4. How to correct a mistake:

*NOTE: Ballots that are damaged or improperly marked will be reviewed and/or rejected prior to the scanner portion of testing. Catching and correcting a mistake immediately prevents delays in testing later.*

(Vote for one)	
CHOICE A	 (Fill in the oval to the right of your choice)
<del>CHOICE B</del>	 (Draw a line through the choice you did not mean to choose)

- If a mistake (wrong choice, stray mark, hesitant mark) is made in a contest that you did not intend to vote, request a replacement ballot from staff.
5. Write-In votes: For this election **there are certified Write-In candidates**
    - A certified write-in candidate name shall be noted on the MVW.
    - Uncertified candidates are counted as an undervote if no other choice is marked.
    - A write-in vote will be counted if you:
      - ✓ Completely fill in the oval provided to the right of the words "Write-in"
      - ✓ Write at least the last name of the certified candidate.
      - ✓ Do not vote for more than the maximum number of allowed choices.
  6. When finished marking your paper ballots, organize your ballots in sequential order (1-25 in upper right corner).
  7. Notify staff that you are ready to create your tally.



### Creating the tally:

The county will pair up each member with another individual and assign you a team number.


Testing Board members are then provided their MVW.

- Sheet 1 will include columns to capture votes for ballots 1 through 12, totals for Sheet 1, totals for Sheet 2, and the Grand Total (tally) for each contest option.
- Sheet 2 will include columns to capture votes for ballots 13 through 25, and totals for Sheet 2.

On each sheet of the MVW, follow this procedure to create a tally for your test ballots:

1. Print both participant names on the first page of your MVW and initial subsequent pages.
  - This document will be available to the public so please do not add your signature.
2. Starting with ballot #1 and using the provided line rulers, Person A reads aloud the ballot number recorded in the top right corner while Person B verifies this on the MVW.
3. Person A reads aloud each contest name and contest selection made, indicating any voting marks that are outside the prescribed voting instructions.
4. Person B will record the selections read aloud by Person A on the manual verification worksheet by making a slash mark for the appropriate contest option read and will make notation of any abnormal markings as indicated.
  - If a contest has not been voted, a slash mark must be recorded in the “Undervote” row for that contest.
  - For contests that allow more than one selection, you can have more than one undervote.
    - ✓ You can vote for 3, but only mark one selection; you then need to record 2 undervotes for that ballot contest.
  - For contests not included on the current ballot, a slash mark must be recorded in the “Not on ballot” row for that contest.
5. When all ballots have been recorded, trade roles to verify the accuracy of the MVW, noting and resolving any discrepancies found.
6. For each MVW sheet, add up the selections for each contest option and record this number in the applicable Total field.
  - It is extremely important to validate each other’s calculations.
7. Transfer MVW Sheet 2 Totals to Sheet 1 in the column labeled “Sheet 2 Total,” and add the totals from Sheet 1 and Sheet 2 together to create the Grand Total (team tally). Calculators are provided.
8. After verification has been completed, organize your ballots in sequential order (1-25 in upper right corner) and give your MVW to an election support staff member.
9. Support staff will make a copy of the MVW. The copy should be reviewed by team members to confirm it is accurate.
  - Support staff then enter the MVW into the electronic cumulative manual verification spreadsheet.






### **ICX Test (Ballot Marking Device):**

The ICX is a Ballot Marking Device (BMD) that visually displays or audibly presents ballots and allows voters to print a paper ballot. An ICX BMD also provides voting accessibility to voters who may be otherwise unable to mark a paper ballot privately and independently. It includes an audio ballot playback feature with headphones and can accept adaptive devices for voters with mobility impairments.

1. Record which ICX you are testing in the upper right-hand corner of the MVW.
2. Before the start of ICX testing, a “zero” count is witnessed by the Testing Board for verification that the device has been reset and the public counter is at zero.
3. Bring your test ballots to the selected ICX where you will:
  - Mark and print all 25 test ballots on the ICX in the same manner you manually marked the test ballots.
  - Confirm that the ballot style, contests, and selections on the ICX review screen match the paper ballot prior to printing (overvotes reflecting as a blank/unvoted contest).
  - Verify that the ballot style, contests and selections printed from the ICX match the paper ballot (overvotes reflecting as a blank contest).
  - Validate the ICX audio and screen content for at least one manually marked test ballot.
  - Record which ICX you tested in the upper right-hand corner of your MVW
4. Marking while verifying audio and screen content:
  - Person A
    - ✓ Compares audio against the manually marked test ballot to confirm accuracy of the ballot style, titles, choices, and text
    - ✓ Makes the selection on the ICX that matches the manually marked ballot selection once audio is verified
  - Person B
    - ✓ Compares audio against the ICX screen to confirm accuracy of the ballot style, titles, choices, and text
    - ✓ Verifies that the ICX selection made matches the manually marked ballot selection
5. Marking a ballot using the audio ballot playback and accessible input device:
  - Person A
    - ✓ Listens to audio instruction and uses accessible input device (paddles) to make ballot selections
  - Person B
    - ✓ Verifies that the ICX selection made matches the manually marked ballot selection
6. Before printing the ballot, verify that the ballot style, titles, and choices displayed on the ICX Review Screen match the manually marked ballot selections and MVW.



Boulder County Elections


## Boulder County Clerk and Recorder

1750 33rd Street, Suite 200 • Boulder, CO 80301

[www.BoulderCountyVotes.org](http://www.BoulderCountyVotes.org) • Phone: (303) 413-7740

---

7. Once printed, verify the ballot style, titles, and selections of the ICX printed ballot and then initial the manually marked ballot, attesting that the ICX ballot matches the manually marked test ballot and MVW.
8. In the upper right-hand corner of the ICX ballot, write in the ballot number that coincides with the manually marked ballot used for testing (1, 2, 3).
9. Overvotes on ICX:
  - Hand marked ballots are used for the ICX portion of voting, which does not allow for overvotes. Since all ballots are to be marked in accordance with the voter instructions, there should be no overvotes. You are encouraged to verify the ICX does not allow you to create an overvote.
10. When all test ballots have been marked and printed on the ICX, initial the qualification form confirming that the screen, audio, and printed content is accurate, and that the selected ballot marking device functioned properly during testing.



**Scanner Test (Mail and In-Person paper ballot counting device):**

An ICC scan station is designed to capture an image of a voter's paper ballot, process the image of that ballot and capture the voter's choices. These are referred to as Cast Vote Records (CVRs).

This test ensures properly marked choices are being accurately captured and recorded; we want to make sure that a choice for Candidate A is being recorded as a vote for Candidate A, and not Candidate B and that there is compatibility between the ballots (proper printing and alignment), and the equipment.

An adjudication station provides for the resolution of voter intent as prescribed by the Colorado Secretary of State. Ballots that have been over voted will be flagged and adjudicated per state guidelines.

1. Before the start of any scanner testing, the Testing Board will verify the zero report at each ICC, confirm that the Total Ballots Accepted on the scan screen is set to zero, and verify that there are no batches listed in the Batch Reporting section of the ICC Status screen. They will also verify the zero report and zero count on the RTR tabulation system at this time.
2. The ballots are reviewed by staff to look for damaged and improperly marked ballots that would require manual review or duplication during the election cycle.
  - Damaged ballot: A ballot that is torn, bent, or otherwise mutilated or rendered unreadable, so that it cannot be processed by the ballot scanner. (Rule 1.1.15)  
Damaged ballots include:
    - ✓ All ballots that contain a foreign substance that could interfere with the ballot scanner (e.g. food, drink, etc.)
    - ✓ Ballots that are marked in a medium or manner that cannot be detected by a ballot scanner
  - Improper markings include: X's or V's as well as obvious stray marks, hesitant marks, incomplete marks or parts of written notes that are within the target area of a contest option where no other choice has been made.
3. Testing Board ballots (manually marked and ICX marked) are brought to the selected ICC scan station. Record the ICC station ID in the upper right-hand corner of your MVW and checks that the Batch Size on the scan screen is zero.
4. Testing Board ballots are then processed on the scanner and votes captured.
  - Each set of test ballots are scanned in and saved, to capture and process ballot images
  - Scan count is validated by the team
  - Applicable ballots are adjudicated if needed following state rule and guidelines




**Scanner results tabulated and verified:**

The RTR application in the Tally Room tabulates vote records to produce combined election results. This process confirms that votes are accurately tabulated and aggregated by the scanner and tabulation system.

1. Before starting the scanner test, the RTR Election Summary Report showing “0” votes cast is presented to the Testing Board for verification that the system has been set to zero. They also verify that no batch results have been received in RTR.
  - Both team members print their name and date the report, documenting that it has been verified.
2. After tabulation, an Election Summary Report by Tabulator (ICC) will be generated for the isolated tabulation of the Testing Board’s ballots.
  - A separate Election Summary Report is generated for manually marked and ICX marked ballots.
3. The team compares the results report to their team tally (MVW) validating that the results produced by the scanner exactly corresponds to the team’s predetermined tally of the manually marked and ICX marked test ballots.
4. When the team concludes the counts to be accurate, both team members print their name and date the results report, attesting to the accuracy of the count and the machine.
5. Team members then initial the qualification form for the ICC, attesting to the successful completion of testing for the scanner device.

**Discrepancy resolution (in order of escalation):**

1. Review for entry and recording errors
  - Review MVW for too few or too many votes captured
  - Review ballots with MVW for incorrect recording and recount if needed
  - Review Adjudication and Audit Marks for resolution differences (if applicable)
  - Review comparison and recount if needed
2. If error is identified as a hardware or software error on single device
  - Validate other tested equipment was not impacted
  - Mark device unsatisfactory, replace and test alternative/new device
3. If error is identified on more than one device and devices are failing in similar fashion
  - Test multiple devices that could reasonably have same error
  - Mark devices unsatisfactory, replace and test alternative/new devices
  - If enough resources are not available for replacement, error shall be corrected, and retesting will be completed
4. If error is identified as a software or ballot programming error
  - Alert LAT Designated Election Official for correction
  - Correct software or ballot programming error and restart testing from beginning



### **County Test Deck on Scanners:**

The county is required to prepare a test deck of ballots that includes every ballot style and, where applicable, precinct. The county test deck must include a sufficient number of ballots to:

- Mark every vote position for every contest, including write-in candidates
- Allow for situations where a contest permits an elector to vote for two or more positions
- Include overvotes and undervotes for each contest


In addition to the packets provided to the Testing Board, the county has prepared a deck and tally (MVW) that meets the above requirement.

As is required for the Testing Board ballots, the county ballots are counted on one or more scanners, adjudicated, and then tabulated for comparison against the county tally (MVW). Results are then generated and provided to the testing board, where the testing board then verifies that the results exactly match the pre-determined tally.

### **Reporting and back up (optional attendance):**

When all individual results have been verified, the county will generate a Cumulative Election Summary Report that includes all tested ballots. The reports will be reviewed with the Testing Board at the end of the LAT.

1. All team MVW and machine count data is entered onto the Cumulative Results Comparison spreadsheet.
2. Cumulative Election Summary Report is generated, and total ballot count verified.
3. Statement of Vote Report is generated and inspected to ensure all precincts are included in testing.
4. Election result files are exported to fulfill Election Night Reporting and Risk Limiting Audit requirements, and the test election data is backed up.
5. Cumulative result information is entered and validated in the Cumulative Results Comparison spreadsheet.
6. Testing documentation is collected and organized.
7. Statement of Qualification document is drafted.



**Resetting and sealing of equipment:**

After testing, the Testing Board must watch the county reset and seal each voting device, as applicable. As part of the Statement of Qualification, the Testing Board and Clerk must attest to the seal number attached to the voting device at the end of testing.

1. Testing Board witnesses the resetting and sealing of the ICX equipment, verifying the seal numbers attached to each device.
2. Testing Board witnesses the resetting of scan stations and Results Tally and Reporting, verifying that the Total Ballots Accepted on the ICCs is "0" and that the Election Summary Report is regenerated and shows "0" votes cast.


**Completion of Testing:**

After the devices are reset and sealed, the results of all testing is reviewed with the Clerk and Testing Board, along with testing documentation. The Testing Board and the county clerk must sign a written statement attesting to the qualification of each device successfully tested, the number of the seal attached to the voting device at the end of the test, any problems discovered, and any other documentation necessary to provide a full and accurate account of the condition of a given device.

1. Test information and results are reviewed with the Clerk and Testing Board
2. Cumulative results are verified by the Testing Board
3. Testing Board and Clerk complete the Statement of Qualification

**Secure storage of all LAT materials and ballots:**


The county must keep all test materials, when not in use, in a durable, secure box. Each member of the Testing Board must verify the seals and initial the chain-of-custody log maintained by the county clerk. If the records are opened for inspection, at least two election officials must verify the seals and initial the chain-of-custody log.



## Logic and Accuracy Test Information


<b>Election Title:</b> 2022 Boulder County General Election
<b>Election Date:</b> November 8, 2022
<b>Logic and Accuracy Test Dates:</b> October 4-6, 2022
<b>Test Location:</b> 1750 33rd St. Boulder, CO

Team	Entity	Participant Name
1	Democratic Party Testing Board Member	Patricia Feeser
1	Republican Party Testing Board Alternate & Support	Joe Green, David Murray
2	Republican Party Testing Board Member	Valerie Walsh
2	Democratic Party Testing Board Alternate & Support	William Bradshaw, Julie Kunkel
N/A	Boulder County Clerk & Recorder	Molly Fitzpatrick
N/A	Boulder County Clerk & Recorder – Elections Director	Stephanie Gnoza
N/A	Boulder County Support	Brad Light
N/A	Boulder County Support	Crystal Christman
N/A	Boulder County Support	Iola Freeland
N/A	Boulder County Support	Josh Hansen
N/A	Boulder County Support	Kayla Gehring
N/A	Boulder County Support	Molly Halsey
N/A	Boulder County Support	Tricia Grossnickle
N/A	Boulder County Support	Matt Hansen



Device ID	Type of Device	Seal # (Where applicable)	Seal # (Where applicable)	Seal # (Where applicable)
ICX 75	Ballot Marking Device (BMD)	On-File	On-File	On-File
		On-File	On-File	On-File
Image Cast Printer 021	BMD Printer	On-File	On-File	NA
ICX 41	Ballot Marking Device (BMD)	On-File	On-File	On-File
		On-File	On-File	On-File
Image Cast Printer 015	BMD Printer	On-File	On-File	NA
Scan Station A (1)	Central Count Scanner	On-File	NA	NA
Scan Station B (2)	Central Count Scanner	On-File	NA	NA
Scan Station C (3)	Central Count Scanner	On-File	NA	NA
Scan Station D (4)	Central Count Scanner	On-File	NA	NA
Scan Station E (5)	Central Count Scanner	On-File	NA	NA
Scan Station F (6)	Central Count Scanner	On-File	NA	NA
Scan Station G (7)	Central Count Scanner	On-File	NA	NA
Scan Station H (8)	Central Count Scanner	On-File	NA	NA
Scan Station J (10)	Central Count Scanner	On-File	NA	NA





Device ID	Type of Device	Seal # (Where applicable)	Seal # (Where applicable)	Seal # (Where applicable)
Adjudication Workstation 1	Adjudication Station	On-File	NA	NA
Adjudication Workstation 2	Adjudication Station	On-File	NA	NA
Adjudication Workstation 3	Adjudication Station	On-File	NA	NA
Adjudication Workstation 4	Adjudication Station	On-File	NA	NA
Adjudication Workstation 5	Adjudication Station	On-File	NA	NA
EMS Workstation 1	Results Tally & Reporting	On-File	NA	NA
EMS Workstation 2	Results Tally & Reporting	On-File	NA	NA
Election Server 1	Election Server	On-File	On-File	NA



## Boulder County Clerk & Recorder Elections Division Statement of Qualification of Election Devices

I attest that, to the best of my knowledge, each election device used in the Logic and Accuracy Test (LAT) passed the requirements of the LAT and accurately tabulated all properly marked LAT ballots.

It is the determination of the Logic and Accuracy Test Board that all devices tested are qualified to be used in the 2022 General Election on November 8, 2022.

Patricia Feeser, Democratic  
LAT Test Board Member

Valerie Walsh, Republican  
LAT Test Board Member

Molly Fitzpatrick  
Boulder County Clerk & Recorder

Any problems discovered during testing are described as follows. Additionally, I am reporting any other information or attaching any additional documentation that might be necessary to provide a full and accurate account of the condition of each piece of equipment:

Patricia Feeser, Democratic Party LAT Test Board Member:

Valerie Walsh, Republican Party LAT Test Board Member:

Molly Fitzpatrick, Boulder County Clerk & Recorder:

# Election Summary Report

General Election

Boulder

November 08, 2022

Summary for: All Contests, All Districts, All Tabulators, All Counting Groups  
LAT - All Combined Results

Voters Cast: 1,240 of 252,043 (0.49%)

## United States Senator (Vote for 1)

		Total	
Times Cast		1,212 / 252,043	0.48%
Undervotes		59	
Overvotes		40	
Candidate	Party	Total	
Michael Bennet	DEM	64	
Joe O'Dea	REP	115	
T.J. Cole	UNI	124	
Brian Peotter	LBR	158	
Frank Atwood	APV	190	
Total Votes		1,113	
		Total	
John Carleton Rutledge	WRITE-IN	228	
Robert Messman	WRITE-IN	40	
Joanne Rock	WRITE-IN	76	
Tom Harvey	WRITE-IN	118	
Unresolved Write-In		0	

## Representative to the 118th United States Congress - District 2 (Vote for 1)

		Total	
Times Cast		1,212 / 252,043	0.48%
Undervotes		518	
Overvotes		38	
Candidate	Party	Total	
Joe Neguse	DEM	56	
Marshall Dawson	REP	122	
Gary L. Nation	ACN	122	
Tim Wolf	UNI	162	
Steve Yurash	CTR	194	
Total Votes		656	
		Total	
Unresolved Write-In		0	

## Governor/Lieutenant Governor (Vote for 1)

	Total	
Times Cast	1,212 / 252,043	0.48%
Undervotes	254	
Overvotes	38	

Candidate	Party	Total	
Heidi Ganahl / Danny Moore	REP	74	
Jared Polis / Dianne Primavera	DEM	98	
Paul Noël Fiorino / Cynthia Munhos de Aquino Sirianni	UNI	128	
Danielle Neuschwanger / Darryl Gibbs	ACN	154	
Kevin Ruskusky / Michele Poague	LBR	192	
Total Votes		920	

		Total	
Paul Willmon / Kathren May	WRITE-IN	234	
Zachary Varon / Sean Hoyt	WRITE-IN	40	
Unresolved Write-In		0	

## Secretary of State (Vote for 1)

	Total	
Times Cast	1,212 / 252,043	0.48%
Undervotes	290	
Overvotes	38	

Candidate	Party	Total	
Pam Anderson	REP	82	
Jena Griswold	DEM	92	
Gary Swing	UNI	118	
Jan Kok	APV	164	
Amanda Campbell	ACN	192	
Bennett Rutledge	LBR	236	
Total Votes		884	

	Total	
Unresolved Write-In	0	

**State Treasurer (Vote for 1)**

		Total	
Times Cast		1,212 / 252,043	0.48%
Undervotes		862	
Overvotes		38	
Candidate	Party	Total	
Dave Young	DEM	58	
Lang Sias	REP	128	
Anthony J. Delgado	LBR	126	
Total Votes		312	
		Total	
Unresolved Write-In		0	

**Attorney General (Vote for 1)**

		Total	
Times Cast		1,212 / 252,043	0.48%
Undervotes		711	
Overvotes		39	
Candidate	Party	Total	
John Kellner	REP	74	
Phil Weiser	DEM	102	
William F. Robinson III	LBR	132	
Total Votes		462	
		Total	
Stanley Thorne	WRITE-IN	154	
Unresolved Write-In		0	

**State Board of Education Member - At Large (Vote for 1)**

		Total	
Times Cast		1,212 / 252,043	0.48%
Undervotes		710	
Overvotes		38	
Candidate	Party	Total	
Kathy Plomer	DEM	64	
Dan Maloit	REP	120	
Ryan Van Gundy	LBR	126	
Eric Bodestab	UNI	154	
Total Votes		464	
		Total	
Unresolved Write-In		0	

**State Senator - District 15 (Vote for 1)**

	Total	
Times Cast	502 / 20,329	2.47%
Undervotes	410	
Overvotes	16	

Candidate	Party	Total	
Rob Woodward	REP	36	
Janice Marchman	DEM	40	
Total Votes		76	

	Total	
Unresolved Write-In	0	

**State Representative - District 10 (Vote for 1)**

	Total	
Times Cast	110 / 62,595	0.18%
Undervotes	92	
Overvotes	3	

Candidate	Party	Total	
Junie Joseph	DEM	7	
William B. DeOreo	REP	8	
Total Votes		15	

	Total	
Unresolved Write-In	0	

**State Representative - District 11 (Vote for 1)**

	Total	
Times Cast	162 / 64,431	0.25%
Undervotes	130	
Overvotes	5	

Candidate	Party	Total	
Karen McCormick	DEM	13	
Tara Menza	REP	14	
Total Votes		27	

	Total	
Unresolved Write-In	0	

**State Representative - District 12 (Vote for 1)**

Total		
Times Cast	345 / 67,463	0.51%
Undervotes	281	
Overvotes	11	

Candidate	Party	Total	
Anya Kirvan	REP	21	
Tracey Bennett	DEM	32	
Total Votes		53	

Total		
Unresolved Write-In	0	

**State Representative - District 19 (Vote for 1)**

Total		
Times Cast	186 / 21,282	0.87%
Undervotes	132	
Overvotes	6	

Candidate	Party	Total	
Dan Woog	REP	16	
Jennifer Lea Parenti	DEM	14	
Joe Johnson	LBR	18	
Total Votes		48	

Total		
Unresolved Write-In	0	

**State Representative - District 49 (Vote for 1)**

Total		
Times Cast	409 / 36,272	1.13%
Undervotes	288	
Overvotes	13	

Candidate	Party	Total	
Judy Amabile	DEM	17	
Kathryn Lehr	REP	48	
Daniel Lutz	LBR	43	
Total Votes		108	

Total		
Unresolved Write-In	0	

**Regional Transportation District Director - District I (Vote for 1)**

	Total	
Times Cast	317 / 89,237	0.36%
Undervotes	279	
Overvotes	0	

Candidate	Party	Total	
Erik Davidson		38	
Total Votes		38	

	Total	
Unresolved Write-In	0	

**Regional Transportation District Director - District O (Vote for 1)**

	Total	
Times Cast	895 / 162,806	0.55%
Undervotes	731	
Overvotes	28	

Candidate	Party	Total	
Lynn Guissinger		54	
Richard O'Keefe		82	
Total Votes		136	

	Total	
Unresolved Write-In	0	

**Boulder County Commissioner - District 3 (Vote for 1)**

	Total	
Times Cast	1,212 / 252,043	0.48%
Undervotes	986	
Overvotes	38	

Candidate	Party	Total	
Ashley Stolzmann	DEM	72	
Bo Shaffer	LBR	116	
Total Votes		188	

	Total	
Unresolved Write-In	0	



## Boulder County Clerk and Recorder (Vote for 1)

		Total	
Times Cast		1,212 / 252,043	0.48%
Undervotes		1,078	
Overvotes		0	
Candidate	Party	Total	
Molly Fitzpatrick	DEM	134	
Total Votes		134	
		Total	
Unresolved Write-In		0	

## Boulder County Treasurer (Vote for 1)

		Total	
Times Cast		1,212 / 252,043	0.48%
Undervotes		1,088	
Overvotes		0	
Candidate	Party	Total	
Paul Weissmann	DEM	124	
Total Votes		124	
		Total	
Unresolved Write-In		0	

## Boulder County Assessor (Vote for 1)

		Total	
Times Cast		1,212 / 252,043	0.48%
Undervotes		1,092	
Overvotes		0	
Candidate	Party	Total	
Cynthia Braddock	DEM	120	
Total Votes		120	
		Total	
Unresolved Write-In		0	

## Boulder County Sheriff (Vote for 1)

		Total	
Times Cast		1,212 / 252,043	0.48%
Undervotes		1,092	
Overvotes		0	
Candidate	Party	Total	
Curtis Johnson	DEM	120	
Total Votes		120	
		Total	
Unresolved Write-In		0	

**Boulder County Surveyor (Vote for 1)**

		Total	
Times Cast		1,212 / 252,043	0.48%
Undervotes		1,086	
Overvotes		0	
Candidate	Party	Total	
Lee Stadele	DEM	126	
Total Votes		126	
		Total	
Unresolved Write-In		0	

**Boulder County Coroner (Vote for 1)**

		Total	
Times Cast		1,212 / 252,043	0.48%
Undervotes		1,084	
Overvotes		0	
Candidate	Party	Total	
Emma R. Hall	DEM	128	
Total Votes		128	
		Total	
Unresolved Write-In		0	

**City of Longmont - City Council Member At-Large (Vote for 1)**

		Total	
Times Cast		100 / 72,382	0.14%
Undervotes		69	
Overvotes		3	
Candidate	Party	Total	
Sean P. McCoy		5	
Gary Hodges		10	
Mitzi Nicoletti		13	
Total Votes		28	
		Total	
Unresolved Write-In		0	

**Town of Superior - Mayor (Vote for 1)**

	Total	
Times Cast	33 / 9,765	0.34%
Undervotes	27	
Overvotes	1	

Candidate	Party	Total	
Mark Lacis		3	
Total Votes		5	

		Total	
Gladys M. Forshee	WRITE-IN	2	
Unresolved Write-In		0	

**Town of Superior - Trustee (Vote for 4)**

	Total	
Times Cast	33 / 9,765	0.34%
Undervotes	84	
Overvotes	1	

Candidate	Party	Total	
Stephanie Miller		5	
Jason Serbu		2	
Jenn Kaaoush		7	
Stephanie Schader		6	
Mike Foster		7	
Bob McCool		6	
Michael Neustedter		5	
Neal S. Shah		6	
Total Votes		44	

	Total	
Unresolved Write-In	0	

**Colorado Court of Appeals Judge - Brown (Vote for 1)**

	Total	
Times Cast	1,212 / 252,043	0.48%
Undervotes	988	
Overvotes	38	

Candidate	Party	Total	
Yes		78	
No		108	
Total Votes		186	

	Total	
Unresolved Write-In	0	

**Colorado Court of Appeals Judge - Fox (Vote for 1)**

	Total	
Times Cast	1,212 / 252,043	0.48%
Undervotes	984	
Overvotes	38	

Candidate	Party	Total	
Yes		76	
No		114	
Total Votes		190	

	Total	
Unresolved Write-In	0	

**Colorado Court of Appeals Judge - Gomez (Vote for 1)**

	Total	
Times Cast	1,212 / 252,043	0.48%
Undervotes	988	
Overvotes	38	

Candidate	Party	Total	
Yes		76	
No		110	
Total Votes		186	

	Total	
Unresolved Write-In	0	

**Colorado Court of Appeals Judge - Grove (Vote for 1)**

	Total	
Times Cast	1,212 / 252,043	0.48%
Undervotes	986	
Overvotes	38	

Candidate	Party	Total	
Yes		74	
No		114	
Total Votes		188	

	Total	
Unresolved Write-In	0	

**Colorado Court of Appeals Judge - Johnson (Vote for 1)**

		Total	
Times Cast		1,212 / 252,043	0.48%
Undervotes		989	
Overvotes		39	
Candidate	Party	Total	
Yes		72	
No		112	
Total Votes		184	
		Total	
Unresolved Write-In		0	

**Colorado Court of Appeals Judge - Orlov (Vote for 1)**

		Total	
Times Cast		1,212 / 252,043	0.48%
Undervotes		996	
Overvotes		38	
Candidate	Party	Total	
Yes/For		74	
No/Against		104	
Total Votes		178	
		Total	
Unresolved Write-In		0	

**Colorado Court of Appeals Judge - Pawar (Vote for 1)**

		Total	
Times Cast		1,212 / 252,043	0.48%
Undervotes		994	
Overvotes		38	
Candidate	Party	Total	
Yes		74	
No		106	
Total Votes		180	
		Total	
Unresolved Write-In		0	

**Colorado Court of Appeals Judge - Yun (Vote for 1)**

		Total	
Times Cast		1,212 / 252,043	0.48%
Undervotes		988	
Overvotes		38	
Candidate	Party	Total	
Yes		80	
No		106	
Total Votes		186	
		Total	
Unresolved Write-In		0	

**District Court Judge - 20th Judicial District - Hartman (Vote for 1)**

		Total	
Times Cast		1,212 / 252,043	0.48%
Undervotes		990	
Overvotes		38	
Candidate	Party	Total	
Yes		78	
No		106	
Total Votes		184	
		Total	
Unresolved Write-In		0	

**District Court Judge - 20th Judicial District - Langer (Vote for 1)**

		Total	
Times Cast		1,212 / 252,043	0.48%
Undervotes		992	
Overvotes		38	
Candidate	Party	Total	
Yes		72	
No		110	
Total Votes		182	
		Total	
Unresolved Write-In		0	

**Boulder County Court Judge - Archuleta (Vote for 1)**

	Total	
Times Cast	1,212 / 252,043	0.48%
Undervotes	990	
Overvotes	38	

Candidate	Party	Total	
Yes/For		72	
No/Against		112	
Total Votes		184	

	Total	
Unresolved Write-In	0	

**Boulder County Court Judge - Brodsky (Vote for 1)**

	Total	
Times Cast	1,212 / 252,043	0.48%
Undervotes	993	
Overvotes	38	

Candidate	Party	Total	
Yes/For		70	
No/Against		111	
Total Votes		181	

	Total	
Unresolved Write-In	0	

**Boulder County Court Judge - Malkinson (Vote for 1)**

	Total	
Times Cast	1,212 / 252,043	0.48%
Undervotes	985	
Overvotes	39	

Candidate	Party	Total	
Yes/For		70	
No/Against		118	
Total Votes		188	

	Total	
Unresolved Write-In	0	

**Boulder County Court Judge - Martinez (Vote for 1)**

		Total	
Times Cast		1,212 / 252,043	0.48%
Undervotes		990	
Overvotes		38	
Candidate	Party	Total	
Yes/For		72	
No/Against		112	
Total Votes		184	
		Total	
Unresolved Write-In		0	

**Amendment D (Constitutional) (Vote for 1)**

		Total	
Times Cast		1,212 / 252,043	0.48%
Undervotes		980	
Overvotes		40	
Candidate	Party	Total	
Yes/For		74	
No/Against		118	
Total Votes		192	
		Total	
Unresolved Write-In		0	

**Amendment E (Constitutional) (Vote for 1)**

		Total	
Times Cast		1,212 / 252,043	0.48%
Undervotes		994	
Overvotes		38	
Candidate	Party	Total	
Yes/For		64	
No/Against		116	
Total Votes		180	
		Total	
Unresolved Write-In		0	



**Amendment F (Constitutional) (Vote for 1)**

	Total	
Times Cast	1,212 / 252,043	0.48%
Undervotes	988	
Overvotes	38	

Candidate	Party	Total	
Yes/For		66	
No/Against		120	
Total Votes		186	

	Total	
Unresolved Write-In	0	

**Proposition FF (Statutory) (Vote for 1)**

	Total	
Times Cast	1,212 / 252,043	0.48%
Undervotes	986	
Overvotes	38	

Candidate	Party	Total	
Yes/For		52	
No/Against		136	
Total Votes		188	

	Total	
Unresolved Write-In	0	

**Proposition GG (Statutory) (Vote for 1)**

	Total	
Times Cast	1,212 / 252,043	0.48%
Undervotes	986	
Overvotes	38	

Candidate	Party	Total	
Yes/For		74	
No/Against		114	
Total Votes		188	

	Total	
Unresolved Write-In	0	

**Proposition 121 (Statutory) (Vote for 1)**

		Total	
Times Cast		1,212 / 252,043	0.48%
Undervotes		980	
Overvotes		38	
Candidate		Party	Total
Yes/For			70
No/Against			124
Total Votes			194
		Total	
Unresolved Write-In		0	

**Proposition 122 (Statutory) (Vote for 1)**

		Total	
Times Cast		1,212 / 252,043	0.48%
Undervotes		990	
Overvotes		38	
Candidate		Party	Total
Yes/For			68
No/Against			116
Total Votes			184
		Total	
Unresolved Write-In		0	

**Proposition 123 (Statutory) (Vote for 1)**

		Total	
Times Cast		1,212 / 252,043	0.48%
Undervotes		984	
Overvotes		38	
Candidate		Party	Total
Yes/For			70
No/Against			120
Total Votes			190
		Total	
Unresolved Write-In		0	

**Proposition 124 (Statutory) (Vote for 1)**

	Total	
Times Cast	1,212 / 252,043	0.48%
Undervotes	988	
Overvotes	38	

Candidate	Party	Total	
Yes/For		66	
No/Against		120	
Total Votes		186	

	Total	
Unresolved Write-In	0	

**Proposition 125 (Statutory) (Vote for 1)**

	Total	
Times Cast	1,212 / 252,043	0.48%
Undervotes	978	
Overvotes	38	

Candidate	Party	Total	
Yes/For		74	
No/Against		122	
Total Votes		196	

	Total	
Unresolved Write-In	0	

**Proposition 126 (Statutory) (Vote for 1)**

	Total	
Times Cast	1,212 / 252,043	0.48%
Undervotes	983	
Overvotes	39	

Candidate	Party	Total	
Yes/For		62	
No/Against		128	
Total Votes		190	

	Total	
Unresolved Write-In	0	

**Boulder County Ballot Issue 1A (Vote for 1)**

		Total	
Times Cast		1,212 / 252,043	0.48%
Undervotes		976	
Overvotes		38	
Candidate	Party	Total	
Yes/For		72	
No/Against		126	
Total Votes		198	
		Total	
Unresolved Write-In		0	

**Boulder County Ballot Issue 1B (Vote for 1)**

		Total	
Times Cast		1,212 / 252,043	0.48%
Undervotes		978	
Overvotes		38	
Candidate	Party	Total	
Yes/For		74	
No/Against		122	
Total Votes		196	
		Total	
Unresolved Write-In		0	

**Boulder County Ballot Issue 1C (Vote for 1)**

		Total	
Times Cast		1,212 / 252,043	0.48%
Undervotes		978	
Overvotes		38	
Candidate	Party	Total	
Yes/For		64	
No/Against		132	
Total Votes		196	
		Total	
Unresolved Write-In		0	

**City of Boulder Ballot Issue 2A (Vote for 1)**

		Total	
Times Cast		172 / 77,033	0.22%
Undervotes		140	
Overvotes		5	
Candidate	Party	Total	
Yes/For		9	
No/Against		18	
Total Votes		27	
		Total	
Unresolved Write-In		0	

**City of Boulder Ballot Issue 2B (Vote for 1)**

		Total	
Times Cast		172 / 77,033	0.22%
Undervotes		140	
Overvotes		5	
Candidate	Party	Total	
Yes/For		9	
No/Against		18	
Total Votes		27	
		Total	
Unresolved Write-In		0	

**City of Boulder Ballot Question 2C (Vote for 1)**

		Total	
Times Cast		172 / 77,033	0.22%
Undervotes		140	
Overvotes		5	
Candidate	Party	Total	
Yes/For		13	
No/Against		14	
Total Votes		27	
		Total	
Unresolved Write-In		0	

**City of Boulder Ballot Question 2D (Vote for 1)**

Total		
Times Cast	172 / 77,033	0.22%
Undervotes	142	
Overvotes	5	
Total		
Candidate	Party	
Yes/For		11
No/Against		14
Total Votes		25
Total		
Unresolved Write-In	0	

**City of Boulder Ballot Question 2E (Vote for 1)**

Total		
Times Cast	172 / 77,033	0.22%
Undervotes	140	
Overvotes	5	
Total		
Candidate	Party	
Yes/For		13
No/Against		14
Total Votes		27
Total		
Unresolved Write-In	0	

**City of Boulder Ballot Question 2F (Vote for 1)**

Total		
Times Cast	172 / 77,033	0.22%
Undervotes	142	
Overvotes	5	
Total		
Candidate	Party	
Yes/For		9
No/Against		16
Total Votes		25
Total		
Unresolved Write-In	0	

**Town of Erie Ballot Issue 3D (Vote for 1)**

		Total	
Times Cast		93 / 10,537	0.88%
Undervotes		77	
Overvotes		3	
Candidate		Party	Total
Yes/For			3
No/Against			10
Total Votes			13
		Total	
Unresolved Write-In		0	

**Town of Erie Ballot Question 3E (Vote for 1)**

		Total	
Times Cast		93 / 10,537	0.88%
Undervotes		75	
Overvotes		3	
Candidate		Party	Total
Yes/For			5
No/Against			10
Total Votes			15
		Total	
Unresolved Write-In		0	

## Town of Erie - Home Rule Charter Commission (Vote for 9)

		Total	
Times Cast		93 / 10,537	0.88%
Undervotes		476	
Overvotes		4	

Candidate	Party	Total	
Bob Braudes		7	
Ken Martin		6	
Ashraf Shaikh		13	
Ryan Kenward		12	
Ben Hemphill		15	
Adam Haid		22	
Sarah Kornely		21	
Todd T. Sargent		26	
Josh Hunt		29	
Lisa Cunningham		30	
John Ahrens		29	
Brian O'Connor		26	
Chelsea Campbell		21	
Bradley Beck		20	
J.C. Moore		17	
Candace Whitehouse		12	
Erin Cygan		11	
Harold E. Hunt		8	
Total Votes		325	

		Total	
Unresolved Write-In		0	

## City of Longmont Ballot Question 3A (Vote for 1)

		Total	
Times Cast		100 / 72,382	0.14%
Undervotes		80	
Overvotes		3	

Candidate	Party	Total	
Yes/For		5	
No/Against		12	
Total Votes		17	

		Total	
Unresolved Write-In		0	



### City of Longmont Ballot Question 3B (Vote for 1)

		Total	
Times Cast		100 / 72,382	0.14%
Undervotes		78	
Overvotes		3	
Candidate	Party	Total	
Yes/For		11	
No/Against		8	
Total Votes		19	
		Total	
Unresolved Write-In		0	

### City of Longmont Ballot Question 3C (Vote for 1)

		Total	
Times Cast		100 / 72,382	0.14%
Undervotes		78	
Overvotes		3	
Candidate	Party	Total	
Yes/For		7	
No/Against		12	
Total Votes		19	
		Total	
Unresolved Write-In		0	

### Town of Lyons Ballot Issue 2G (Vote for 1)

		Total	
Times Cast		33 / 1,803	1.83%
Undervotes		27	
Overvotes		1	
Candidate	Party	Total	
Yes/For		1	
No/Against		4	
Total Votes		5	
		Total	
Unresolved Write-In		0	

**Town of Lyons Ballot Question 2H (Vote for 1)**

	Total	
Times Cast	33 / 1,803	1.83%
Undervotes	25	
Overvotes	1	

Candidate	Party	Total	
Yes/For		1	
No/Against		6	
Total Votes		7	

	Total	
Unresolved Write-In	0	

**Town of Nederland Ballot Issue 2J (Vote for 1)**

	Total	
Times Cast	33 / 1,356	2.43%
Undervotes	25	
Overvotes	1	

Candidate	Party	Total	
Yes/For		3	
No/Against		4	
Total Votes		7	

	Total	
Unresolved Write-In	0	

**Town of Nederland Ballot Issue 2K (Vote for 1)**

	Total	
Times Cast	33 / 1,356	2.43%
Undervotes	25	
Overvotes	1	

Candidate	Party	Total	
Yes/For		5	
No/Against		2	
Total Votes		7	

	Total	
Unresolved Write-In	0	

**Town of Nederland Ballot Issue 2L (Vote for 1)**

		Total	
Times Cast		33 / 1,356	2.43%
Undervotes		25	
Overvotes		1	
Candidate	Party	Total	
Yes/For		3	
No/Against		4	
Total Votes		7	
		Total	
Unresolved Write-In		0	

**Town of Superior Ballot Issue 2M (Vote for 1)**

		Total	
Times Cast		33 / 9,765	0.34%
Undervotes		25	
Overvotes		1	
Candidate	Party	Total	
Yes/For		1	
No/Against		6	
Total Votes		7	
		Total	
Unresolved Write-In		0	

**Boulder Valley School District RE-2 Ballot Issue 5A (Vote for 1)**

		Total	
Times Cast		643 / 158,618	0.41%
Undervotes		519	
Overvotes		20	
Candidate	Party	Total	
Yes/For		44	
No/Against		60	
Total Votes		104	
		Total	
Unresolved Write-In		0	

### Nederland Fire Protection District Ballot Issue 6A (Vote for 1)

		Total	
Times Cast		78 / 2,348	3.32%
Undervotes		52	
Overvotes		4	
Candidate	Party	Total	
Yes/For		10	
No/Against		12	
Total Votes		22	
		Total	
Unresolved Write-In		0	

### Left Hand Water and Sanitation District Ballot Issue 6B (Vote for 1)

		Total	
Times Cast		40 / 157	25.48%
Undervotes		26	
Overvotes		2	
Candidate	Party	Total	
Yes/For		4	
No/Against		8	
Total Votes		12	
		Total	
Unresolved Write-In		0	

### Boulder Public Library District Ballot Issue 6C (Vote for 1)

		Total	
Times Cast		484 / 99,924	0.48%
Undervotes		394	
Overvotes		15	
Candidate	Party	Total	
Yes/For		29	
No/Against		46	
Total Votes		75	
		Total	
Unresolved Write-In		0	

**Gold Hill Fire Protection District Ballot Issue 6D (Vote for 1)**

	Total	
Times Cast	76 / 356	21.35%
Undervotes	52	
Overvotes	4	

Candidate	Party	Total	
Yes/For		8	
No/Against		12	
Total Votes		20	

	Total	
Unresolved Write-In	0	

# 2022 Primary\* Results Comparison Table with County Test Deck

General 5-Oct-2022 JAH

	REP - Paper	REP - ICX	DEM - Paper	DEM - ICX	CTD	Expected Tally	Machine Total	Difference
<b>Total Ballots Scanned</b>						<b>1240</b>	<b>1240</b>	
<b>United States Senator</b>								
Michael Bennet	3	3	10	10	38	64	64	0
Joe O'Dea	12	12	7	8	76	115	115	0
T.J. Cole	4	4	1	1	114	124	124	0
Brian Peotter	2	2	1	1	152	158	158	0
Frank Atwood	0	0	0	0	190	190	190	0
John Carleton Rutledge (W)	0	0	0	0	228	228	228	0
Robert Messman (W)	1	1	0	0	38	40	40	0
Joanne Rock (W)	0	0	0	0	76	76	76	0
Tom Harvey (W)	0	0	2	2	114	118	118	0
Undervote	1	1	0	1	56	59	59	0
Overvote	0	0	2	0	38	40	40	0
<b>Representative to the 118th United States Congress - District 2</b>								
Joe Neguse	3	3	6	6	38	56	56	0
Marshall Dawson	14	14	9	9	76	122	122	0
Gary L. Nation	1	1	3	3	114	122	122	0
Tim Wolf	2	2	3	3	152	162	162	0
Steve Yurash	1	1	1	1	190	194	194	0
Undervote	2	2	1	1	512	518	518	0
Overvote	0	0	0	0	38	38	38	0
<b>Governor/Lieutenant Governor</b>								
Heidi Ganahl / Danny Moore	10	10	8	8	38	74	74	0
Jared Polis / Dianne Primavera	3	3	8	8	76	98	98	0
Paul NoÃ«l Fiorino / Cynthia Munhos de Aquino Sirianni	4	4	3	3	114	128	128	0
Danielle Neuschwanger / Darryl Gibbs	0	0	1	1	152	154	154	0
Kevin Ruskusky / Michele Poague	1	1	0	0	190	192	192	0
Paul Willmon / Kathren May (W)	2	2	1	1	228	234	234	0
Zachary Varon / Sean Hoyt (W)	1	1	0	0	38	40	40	0
Undervote	2	2	2	2	246	254	254	0
Overvote	0	0	0	0	38	38	38	0
<b>Secretary of State</b>								
Pam Anderson	11	11	11	11	38	82	82	0
Jena Griswold	2	2	6	6	76	92	92	0
Gary Swing	2	2	0	0	114	118	118	0
Jan Kok	4	4	2	2	152	164	164	0
Amanda Campbell	0	0	1	1	190	192	192	0

# 2022 Primary Results Comparison Table with County Test Deck

Bennett Rutledge	2	2	2	2	228	236	236	0
Undervote	2	2	1	1	284	290	290	0
Overvote	0	0	0	0	38	38	38	0
<b>State Treasurer</b>								
Dave Young	1	1	9	9	38	58	58	0
Lang Sias	16	16	10	10	76	128	128	0
Anthony J. Delgado	3	3	3	3	114	126	126	0
Undervote	3	3	1	1	854	862	862	0
Overvote	0	0	0	0	38	38	38	0
<b>Attorney General</b>								
John Kellner	10	10	8	8	38	74	74	0
Phil Weiser	3	3	10	10	76	102	102	0
William F. Robinson III	6	6	3	3	114	132	132	0
Stanley Thorne (W)	1	1	0	0	152	154	154	0
Undervote	3	3	1	2	702	711	711	0
Overvote	0	0	1	0	38	39	39	0
<b>State Board of Education Member - At Large</b>								
Kathy Plomer	3	3	10	10	38	64	64	0
Dan Maloit	14	14	8	8	76	120	120	0
Ryan Van Gundy	4	4	2	2	114	126	126	0
Eric Bodenstab	0	0	1	1	152	154	154	0
Undervote	2	2	2	2	702	710	710	0
Overvote	0	0	0	0	38	38	38	0
<b>State Senator - District 15</b>								
Rob Woodward	9	9	1	1	16	36	36	0
Janice Marchman	0	0	4	4	32	40	40	0
Undervote	2	2	3	3	400	410	410	0
Overvote	0	0	0	0	16	16	16	0
<b>State Representative - District 10</b>								
Junie Joseph	1	1	1	1	3	7	7	0
William B. DeOreo	0	0	1	1	6	8	8	0
Undervote	0	0	1	1	90	92	92	0

\* General JAN 05 - Oct - 22

# 2022 Primary Results Comparison Table with County Test Deck

Overvote	0	0	0	0	3	3	3	0
<b>State Representative - District 11</b>								
Karen McCormick	2	2	2	2	5	13	13	0
Tara Menza	2	2	0	0	10	14	14	0
Undervote	1	1	0	0	128	130	130	0
Overvote	0	0	0	0	5	5	5	0
<b>State Representative - District 12</b>								
Anya Kirvan	3	3	2	2	11	21	21	0
Tracey Bennett	0	0	5	5	22	32	32	0
Undervote	1	1	2	2	275	281	281	0
Overvote	0	0	0	0	11	11	11	0
<b>State Representative - District 19</b>								
Dan Woog	1	1	4	4	6	16	16	0
Jennifer Lea Parenti	0	0	1	1	12	14	14	0
Joe Johnson	0	0	0	0	18	18	18	0
Undervote	0	0	0	0	132	132	132	0
Overvote	0	0	0	0	6	6	6	0
<b>State Representative - District 49</b>								
Judy Amabile	0	0	2	2	13	17	17	0
Kathryn Lehr	10	10	1	1	26	48	48	0
Daniel Lutz	1	1	1	1	39	43	43	0
Undervote	1	1	0	0	286	288	288	0
Overvote	0	0	0	0	13	13	13	0
<b>Regional Transportation District Director - District I</b>								
Erik Davidson	4	4	5	5	20	38	38	0
Undervote	1	1	2	2	273	279	279	0
Overvote	0	0	0	0	0	0	0	0
<b>Regional Transportation District Director - District O</b>								
Lynn Guissinger	6	6	7	7	28	54	54	0
Richard O'Keefe	6	6	7	7	56	82	82	0
Undervote	6	6	2	2	715	731	731	0
Overvote	0	0	0	0	28	28	28	0
<b>Boulder County Commissioner - District 3</b>								
Ashley Stolzmann	5	5	12	12	38	72	72	0
Bo Shaffer	12	12	8	8	76	116	116	0
Undervote	6	6	3	3	968	986	986	0
Overvote	0	0	0	0	38	38	38	0
<b>Boulder County Clerk and Recorder</b>								
Molly Fitzpatrick	12	12	17	17	76	134	134	0
Undervote	11	11	6	6	1044	1078	1078	0
Overvote	0	0	0	0	0	0	0	0

\* General 5/16/22 05-04-22



# 2022 Primary Results Comparison Table with County Test Deck

<b>Boulder County Treasurer</b>								
Paul Weissmann	11	11	13	13	76	124	124	0
Undervote	12	12	10	10	1044	1088	1088	0
Overvote	0	0	0	0	0	0	0	0
<b>Boulder County Assessor</b>								
Cynthia Braddock	9	9	13	13	76	120	120	0
Undervote	14	14	10	10	1044	1092	1092	0
Overvote	0	0	0	0	0	0	0	0
<b>Boulder County Sheriff</b>								
Curtis Johnson	9	9	13	13	76	120	120	0
Undervote	14	14	10	10	1044	1092	1092	0
Overvote	0	0	0	0	0	0	0	0
<b>Boulder County Surveyor</b>								
Lee Stadele	12	12	13	13	76	126	126	0
Undervote	11	11	10	10	1044	1086	1086	0
Overvote	0	0	0	0	0	0	0	0
<b>Boulder County Coroner</b>								
Emma R. Hall	12	12	14	14	76	128	128	0
Undervote	11	11	9	9	1044	1084	1084	0
Overvote	0	0	0	0	0	0	0	0
<b>City of Longmont - City Council Member At-Large</b>								
Sean P. McCoy	0	0	1	1	3	5	5	0
Gary Hodges	1	1	1	1	6	10	10	0
Mitzi Nicoletti	2	2	0	0	9	13	13	0
Undervote <i>Perordinerately in WSP</i>	X	X	0	0	69	X 69	69	2
Overvote	0	0	0	0	3	3	3	0
<b>Town of Superior - Mayor</b>								
Mark Lacis	0	0	1	1	1	3	3	0
Gladys M. Forshee (W)	0	0	0	0	2	2	2	0
Undervote	1	1	0	0	25	27	27	0
Overvote	0	0	0	0	1	1	1	0
<b>Town of Superior - Trustee (Vote for 4)</b>								
Stephanie Miller	1	1	1	1	1	5	5	0
Jason Serbu	0	0	0	0	2	2	2	0
Jenn Kaaoush	1	1	1	1	3	7	7	0
Stephanie Schader	1	1	0	0	4	6	6	0
Mike Foster	0	0	1	1	5	7	7	0
Bob McCool	0	0	0	0	6	6	6	0
Michael Neustedter	0	0	0	0	5	5	5	0
Neal S. Shah	0	0	1	1	4	6	6	0
Undervote	1	1	0	0	82	84	84	0

\* General JAH 05-Oct-22  
Page 4 of 11

# 2022 Primary Results Comparison Table with County Test Deck

Overvote	0	0	0	0	1	1	1	0
<b>Colorado Court of Appeals Judge - Brown</b>								
Yes	10	10	10	10	38	78	78	0
No	5	5	11	11	76	108	108	0
Undervote	8	8	2	2	968	988	988	0
Overvote	0	0	0	0	38	38	38	0
<b>Colorado Court of Appeals Judge - Fox</b>								
Yes	11	11	8	8	38	76	76	0
No	5	5	14	14	76	114	114	0
Undervote	7	7	1	1	968	984	984	0
Overvote	0	0	0	0	38	38	38	0
<b>Colorado Court of Appeals Judge - Gomez</b>								
Yes	10	10	9	9	38	76	76	0
No	4	4	13	13	76	110	110	0
Undervote	9	9	1	1	968	988	988	0
Overvote	0	0	0	0	38	38	38	0
<b>Colorado Court of Appeals Judge - Grove</b>								
Yes	11	11	7	7	38	74	74	0
No	5	5	14	14	76	114	114	0
Undervote	7	7	2	2	968	986	986	0
Overvote	0	0	0	0	38	38	38	0
<b>Colorado Court of Appeals Judge - Johnson</b>								
Yes	9	9	8	8	38	72	72	0
No	5	5	13	13	76	112	112	0
Undervote	9	9	1	2	968	989	989	0
Overvote	0	0	1	0	38	39	39	0
<b>Colorado Court of Appeals Judge - Orlov</b>								
Yes/For	11	11	7	7	38	74	74	0
No/Against	4	4	10	10	76	104	104	0
Undervote	8	8	6	6	968	996	996	0
Overvote	0	0	0	0	38	38	38	0
<b>Colorado Court of Appeals Judge - Pawar</b>								
Yes	9	9	9	9	38	74	74	0
No	5	5	10	10	76	106	106	0
Undervote	9	9	4	4	968	994	994	0
Overvote	0	0	0	0	38	38	38	0
<b>Colorado Court of Appeals Judge - Yun</b>								
Yes	11	11	10	10	38	80	80	0
No	6	6	9	9	76	106	106	0
Undervote	6	6	4	4	968	988	988	0
Overvote	0	0	0	0	38	38	38	0

\* General SAH 05-Oct-22

# 2022 Primary Results Comparison Table with County Test Deck

<b>District Court Judge - 20th Judicial District - Hartman</b>								
Yes	12	12	8	8	38	78	78	0
No	4	4	11	11	76	106	106	0
Undervote	7	7	4	4	968	990	990	0
Overvote	0	0	0	0	38	38	38	0
<b>District Court Judge - 20th Judicial District - Langer</b>								
Yes	10	10	7	7	38	72	72	0
No	6	6	11	11	76	110	110	0
Undervote	7	7	5	5	968	992	992	0
Overvote	0	0	0	0	38	38	38	0
<b>Boulder County Court Judge - Archuleta</b>								
Yes/For	10	10	7	7	38	72	72	0
No/Against	6	6	12	12	76	112	112	0
Undervote	7	7	4	4	968	990	990	0
Overvote	0	0	0	0	38	38	38	0
<b>Boulder County Court Judge - Brodsky</b>								
Yes/For	10	10	6	6	38	70	70	0
No/Against	6	6	12	11	76	111	111	0
Undervote	7	7	5	6	968	993	993	0
Overvote	0	0	0	0	38	38	38	0
<b>Boulder County Court Judge - Malkinson</b>								
Yes/For	12	12	4	4	38	70	70	0
No/Against	5	5	16	16	76	118	118	0
Undervote	6	6	2	3	968	985	985	0
Overvote	0	0	1	0	38	39	39	0
<b>Boulder County Court Judge - Martinez</b>								
Yes/For	11	11	6	6	38	72	72	0
No/Against	5	5	13	13	76	112	112	0
Undervote	7	7	4	4	968	990	990	0
Overvote	0	0	0	0	38	38	38	0
<b>Amendment D (Constitutional)</b>								
Yes/For	7	7	11	11	38	74	74	0
No/Against	13	13	8	8	76	118	118	0
Undervote	3	3	2	4	968	980	980	0
Overvote	0	0	2	0	38	40	40	0
<b>Amendment E (Constitutional)</b>								
Yes/For	7	7	6	6	38	64	64	0
No/Against	11	11	9	9	76	116	116	0
Undervote	5	5	8	8	968	994	994	0
Overvote	0	0	0	0	38	38	38	0
<b>Amendment F (Constitutional)</b>								

\* Green C JAH

08-Oct-22  
Page 6 of 11

# 2022 Primary Results Comparison Table with County Test Deck

Yes/For	4	4	10	10	38	66	66	0
No/Against	11	11	11	11	76	120	120	0
Undervote	8	8	2	2	968	988	988	0
Overvote	0	0	0	0	38	38	38	0
<b>Proposition FF (Statutory)</b>								
Yes/For	2	2	5	5	38	52	52	0
No/Against	15	15	15	15	76	136	136	0
Undervote	6	6	3	3	968	986	986	0
Overvote	0	0	0	0	38	38	38	0
<b>Proposition GG (Statutory)</b>								
Yes/For	8	8	10	10	38	74	74	0
No/Against	11	11	8	8	76	114	114	0
Undervote	4	4	5	5	968	986	986	0
Overvote	0	0	0	0	38	38	38	0
<b>Proposition 121 (Statutory)</b>								
Yes/For	6	6	10	10	38	70	70	0
No/Against	12	12	12	12	76	124	124	0
Undervote	5	5	1	1	968	980	980	0
Overvote	0	0	0	0	38	38	38	0
<b>Proposition 122 (Statutory)</b>								
Yes/For	4	4	11	11	38	68	68	0
No/Against	13	13	7	7	76	116	116	0
Undervote	6	6	5	5	968	990	990	0
Overvote	0	0	0	0	38	38	38	0
<b>Proposition 123 (Statutory)</b>								
Yes/For	5	5	11	11	38	70	70	0
No/Against	12	12	10	10	76	120	120	0
Undervote	6	6	2	2	968	984	984	0
Overvote	0	0	0	0	38	38	38	0
<b>Proposition 124 (Statutory)</b>								
Yes/For	6	6	8	8	38	66	66	0
No/Against	9	9	13	13	76	120	120	0
Undervote	8	8	2	2	968	988	988	0
Overvote	0	0	0	0	38	38	38	0
<b>Proposition 125 (Statutory)</b>								
Yes/For	6	6	12	12	38	74	74	0
No/Against	13	13	10	10	76	122	122	0
Undervote	4	4	1	1	968	978	978	0
Overvote	0	0	0	0	38	38	38	0
<b>Proposition 126 (Statutory)</b>								
Yes/For	7	7	5	5	38	62	62	0

\*General JAH 05-Oct-22

# 2022 Primary Results Comparison Table with County Test Deck

No/Against	11	11	15	15	76	128	128	0
Undervote	4	5	3	3	968	983	983	0
Overvote	1	0	0	0	38	39	39	0
<b>Boulder County Ballot Issue 1A</b>								
Yes/For	7	7	10	10	38	72	72	0
No/Against	12	12	13	13	76	126	126	0
Undervote	4	4	0	0	968	976	976	0
Overvote	0	0	0	0	38	38	38	0
<b>Boulder County Ballot Issue 1B</b>								
Yes/For	6	6	12	12	38	74	74	0
No/Against	13	13	10	10	76	122	122	0
Undervote	4	4	1	1	968	978	978	0
Overvote	0	0	0	0	38	38	38	0
<b>Boulder County Ballot Issue 1C</b>								
Yes/For	6	6	7	7	38	64	64	0
No/Against	13	13	15	15	76	132	132	0
Undervote	4	4	1	1	968	978	978	0
Overvote	0	0	0	0	38	38	38	0
<b>City of Boulder Ballot Issue 2A</b>								
Yes/For	1	1	1	1	5	9	9	0
No/Against	2	2	2	2	10	18	18	0
Undervote	0	0	0	0	140	140	140	0
Overvote	0	0	0	0	5	5	5	0
<b>City of Boulder Ballot Issue 2B</b>								
Yes/For	1	1	1	1	5	9	9	0
No/Against	2	2	2	2	10	18	18	0
Undervote	0	0	0	0	140	140	140	0
Overvote	0	0	0	0	5	5	5	0
<b>City of Boulder Ballot Question 2C</b>								
Yes/For	3	3	1	1	5	13	13	0
No/Against	0	0	2	2	10	14	14	0
Undervote	0	0	0	0	140	140	140	0
Overvote	0	0	0	0	5	5	5	0
<b>City of Boulder Ballot Question 2D</b>								
Yes/For	1	1	2	2	5	11	11	0
No/Against	2	2	0	0	10	14	14	0
Undervote	0	0	1	1	140	142	142	0
Overvote	0	0	0	0	5	5	5	0
<b>City of Boulder Ballot Question 2E</b>								
Yes/For	3	3	1	1	5	13	13	0
No/Against	0	0	2	2	10	14	14	0

\* General JAG 05-Oct-22  
Page 8 of 11



# 2022 Primary Results Comparison Table with County Test Deck

Undervote	0	0	0	0	140	140	140	0
Overvote	0	0	0	0	5	5	5	0
<b>City of Boulder Ballot Question 2F</b>								
Yes/For	1	1	1	1	5	9	9	0
No/Against	2	2	1	1	10	16	16	0
Undervote	0	0	1	1	140	142	142	0
Overvote	0	0	0	0	5	5	5	0
<b>Town of Erie Ballot Issue 3D</b>								
Yes/For	0	0	0	0	3	3	3	0
No/Against	1	1	1	1	6	10	10	0
Undervote	0	0	1	1	75	77	77	0
Overvote	0	0	0	0	3	3	3	0
<b>Town of Erie Ballot Question 3E</b>								
Yes/For	0	0	1	1	3	5	5	0
No/Against	1	1	1	1	6	10	10	0
Undervote	0	0	0	0	75	75	75	0
Overvote	0	0	0	0	3	3	3	0
<b>Erie - Charter Commission (Vote For 9)</b>								
Bob Braudes	0	0	2	2	3	7	7	0
Ken Martin	0	0	0	0	6	6	6	0
Ashraf Shaikh	0	0	2	2	9	13	13	0
Ryan Kenward	0	0	0	0	12	12	12	0
Ben Hemphill	0	0	0	0	15	15	15	0
Adam Haid	0	0	2	2	18	22	22	0
Sarah Kornely	0	0	0	0	21	21	21	0
Todd T. Sargent	0	0	1	1	24	26	26	0
Josh Hunt	0	0	1	1	27	29	29	0
Lisa Cunningham	0	0	0	0	30	30	30	0
John Ahrens	0	0	1	1	27	29	29	0
Brian O'Connor	0	0	1	1	24	26	26	0
Chelsea Campbell	0	0	0	0	21	21	21	0
Bradley Beck	0	0	1	1	18	20	20	0
J.C. Moore	0	0	1	1	15	17	17	0
Candace Whitehouse	0	0	0	0	12	12	12	0
Erin Cygan	0	0	1	1	9	11	11	0
Harold E. Hunt	0	0	1	1	6	8	8	0
Undervote	0	9	4	4	459	476	476	0
Overvote	1	0	0	0	3	4	4	0
<b>City of Longmont Ballot Question 3A</b>								
Yes/For	1	1	0	0	3	5	5	0
No/Against	2	2	1	1	6	12	12	0

\* General JAH 05-Oct-22

# 2022 Primary\* Results Comparison Table with County Test Deck

Undervote	0	0	1	1	78	80	80	0
Overvote	0	0	0	0	3	3	3	0
<b>City of Longmont Ballot Question 3B</b>								
Yes/For	2	2	2	2	3	11	11	0
No/Against	1	1	0	0	6	8	8	0
Undervote	0	0	0	0	78	78	78	0
Overvote	0	0	0	0	3	3	3	0
<b>City of Longmont Ballot Question 3C</b>								
Yes/For	1	1	1	1	3	7	7	0
No/Against	2	2	1	1	6	12	12	0
Undervote	0	0	0	0	78	78	78	0
Overvote	0	0	0	0	3	3	3	0
<b>Town of Lyons Ballot Issue 2G</b>								
Yes/For	0	0	0	0	1	1	1	0
No/Against	1	1	0	0	2	4	4	0
Undervote	0	0	1	1	25	27	27	0
Overvote	0	0	0	0	1	1	1	0
<b>Town of Lyons Ballot Question 2H</b>								
Yes/For	0	0	0	0	1	1	1	0
No/Against	1	1	1	1	2	6	6	0
Undervote	0	0	0	0	25	25	25	0
Overvote	0	0	0	0	1	1	1	0
<b>Town of Nederland Ballot Issue 2J</b>								
Yes/For	1	1	0	0	1	3	3	0
No/Against	0	0	1	1	2	4	4	0
Undervote	0	0	0	0	25	25	25	0
Overvote	0	0	0	0	1	1	1	0
<b>Town of Nederland Ballot Issue 2K</b>								
Yes/For	1	1	1	1	1	5	5	0
No/Against	0	0	0	0	2	2	2	0
Undervote	0	0	0	0	25	25	25	0
Overvote	0	0	0	0	1	1	1	0
<b>Town of Nederland Ballot Issue 2L</b>								
Yes/For	1	1	0	0	1	3	3	0
No/Against	0	0	1	1	2	4	4	0
Undervote	0	0	0	0	25	25	25	0
Overvote	0	0	0	0	1	1	1	0
<b>Town of Superior Ballot Issue 2M</b>								
Yes/For	0	0	0	0	1	1	1	0
No/Against	1	1	1	1	2	6	6	0
Undervote	0	0	0	0	25	25	25	0

\* General JAH 05-Oct-22  
Page 10 of 11

# 2022 Primary Results Comparison Table with County Test Deck

Overvote	0	0	0	0	1	1	1	0
<b>Boulder Valley School District RE-2 Ballot Issue 5A</b>								
Yes/For	7	7	5	5	20	44	44	0
No/Against	4	4	6	6	40	60	60	0
Undervote	2	2	0	0	515	519	519	0
Overvote	0	0	0	0	20	20	20	0
<b>Nederland Fire Protection District Ballot Issue 6A</b>								
Yes/For	1	1	2	2	4	10	10	0
No/Against	1	1	1	1	8	12	12	0
Undervote	0	0	0	0	52	52	52	0
Overvote	0	0	0	0	4	4	4	0
<b>Left Hand Water and Sanitation District Ballot Issue 6B</b>								
Yes/For	0	0	1	1	2	4	4	0
No/Against	2	2	0	0	4	8	8	0
Undervote	0	0	0	0	26	26	26	0
Overvote	0	0	0	0	2	2	2	0
<b>Boulder Public Library District Ballot Issue 6C</b>								
Yes/For	5	5	2	2	15	29	29	0
No/Against	2	2	6	6	30	46	46	0
Undervote	2	2	0	0	390	394	394	0
Overvote	0	0	0	0	15	15	15	0
<b>Boulder Public Library District Ballot Issue 6C</b>								
Yes/For	5	5	2	2	15	29	29	0
No/Against	2	2	6	6	30	46	46	0
Undervote	2	2	0	0	390	394	394	0
Overvote	0	0	0	0	15	15	15	0
<b>Gold Hill Fire Protection District Ballot Issue 6D</b>								
Yes/For	1	1	1	1	4	8	8	0
No/Against	1	1	1	1	8	12	12	0
Undervote	0	0	0	0	52	52	52	0
Overvote	0	0	0	0	4	4	4	0

crenery C SAT @ 5-Oct-22