



**BOULDER COUNTY
ELECTIONS**

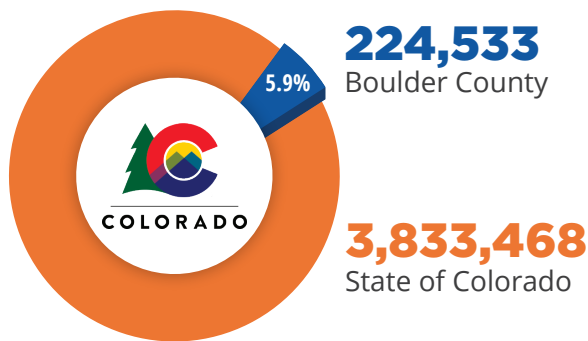
CONNECT
ENGAGE
VOTE



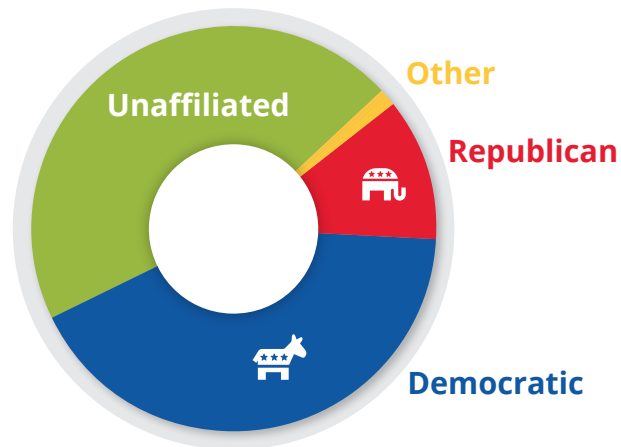
2022 POST-ELECTION DATA REPORT

Based off Active Registration

ACTIVE VOTERS



REGISTRATION BY PARTY



- 41.92%** Democratic *44% in 2018*
- 11.51%** Republican *15.2% in 2018*
- 45.10%** Unaffiliated *39% in 2018*
- 1.48%** Other *1.8% in 2018*

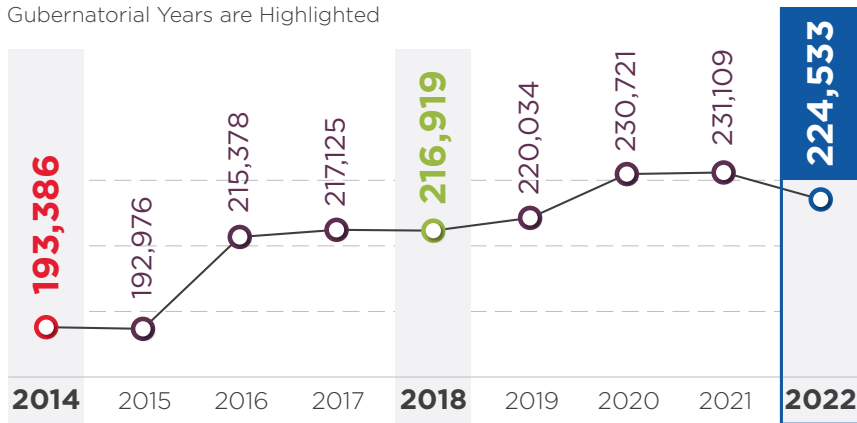
- 0.88%** Libertarian
- 0.31%** Green
- 0.13%** American Constitution
- 0.07%** Approval Voting
- 0.06%** Unity
- 0.03%** Center (new party in 2022)

Did You Know?

Someone can pre-register to vote as young as 16? Visit GoVoteColorado.gov to get registered. There are approximately 3,600 pre-registered youth in Boulder County!

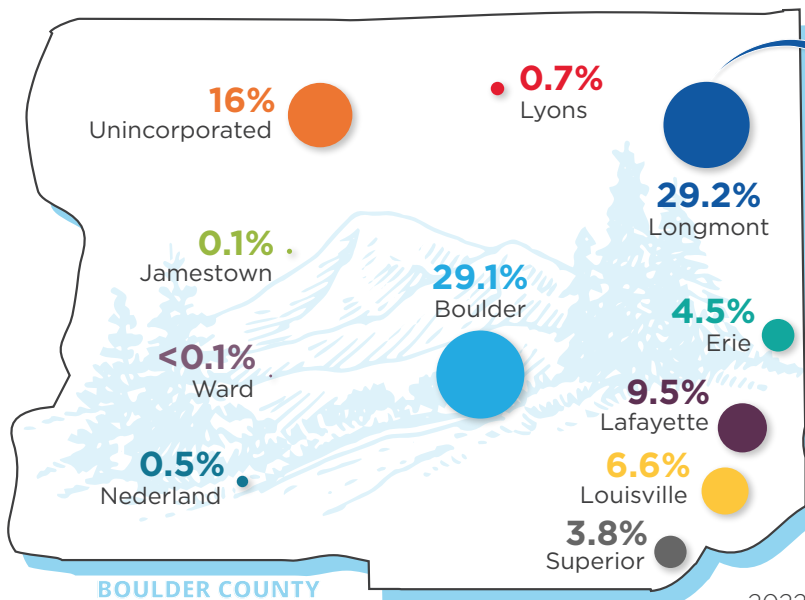
REGISTERED VOTERS BY YEAR

Gubernatorial Years are Highlighted



REGISTERED VOTERS BY LOCATION

CITY	VOTERS
Boulder	65,394
Erie	10,031
Jamestown	219
Lafayette	21,223
Longmont	65,481
Louisville	14,820
Lyons	1,648
Nederland	1,215
Superior	8,418
Unincorporated	35,970
Ward	114
Grand Total	224,533



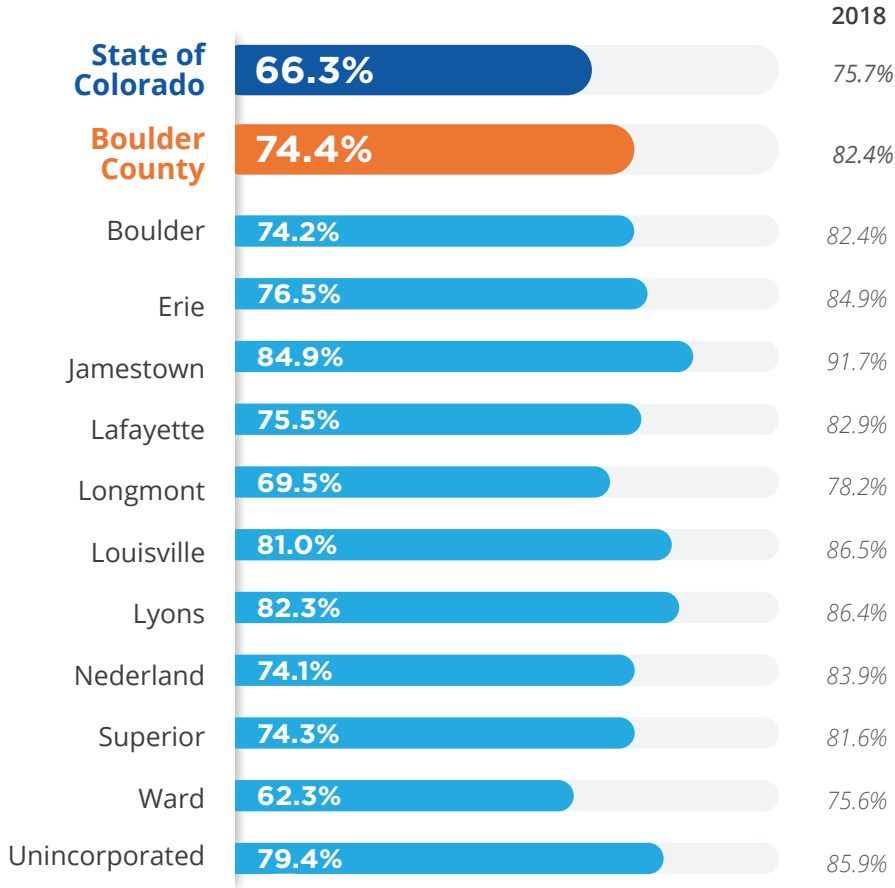
In 2022, Longmont surpassed Boulder with more registered voters



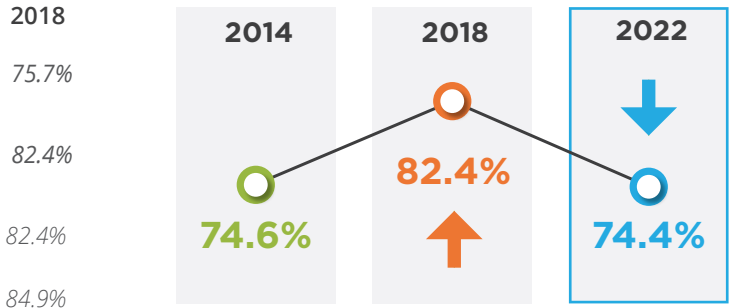
VOTER + VOTING STATS | VOTER TURNOUT*

Based off Active Registration

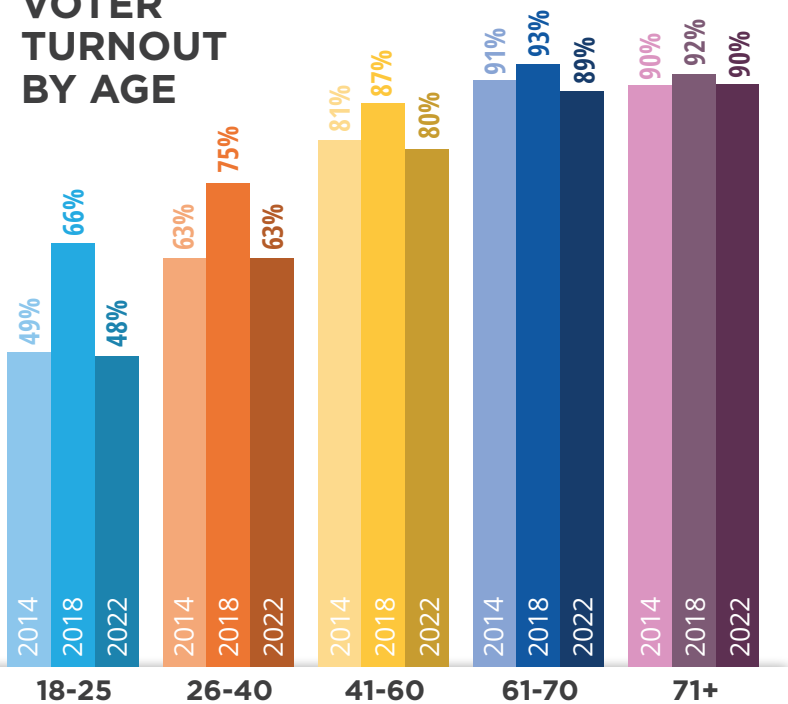
VOTER TURNOUT BY LOCATION



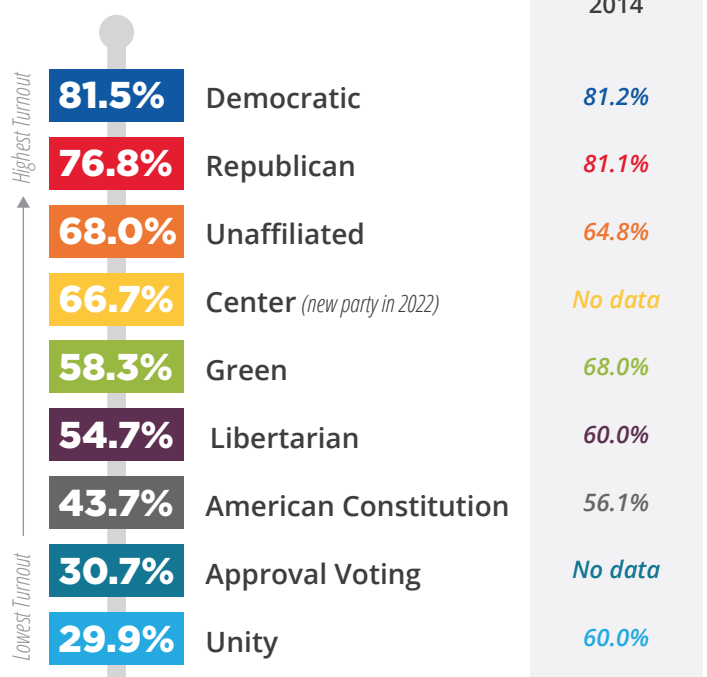
VOTER TURNOUT BY YEAR



VOTER TURNOUT BY AGE



TURNOUT BY PARTY



* Turnout is calculated off ballots counted (as opposed to cast) as that data is more readily available on public reports.

VOTER + VOTING STATS | VOTER METHOD



4.5%

voted at a
vote center

5,206 by Paper Ballot
2,353 by Ballot Marking Device



MOST POPULAR VOTING LOCATIONS

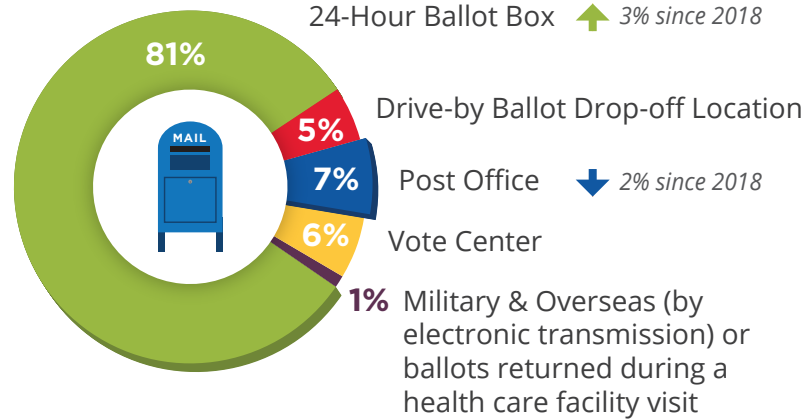


95.5%

voted with a
mail ballot*



HOW VOTERS RETURNED THEIR MAIL BALLOTS†



167,208 Total Ballots Counted*

ELECTION HIGHLIGHTS

5 Voters who voted a Spanish-language ballot



19 Total vote centers by Election Day

191 Voters who requested replacement ballots using Ballot-to-Go

1,392 Voters who registered or updated their registration on election day

MOST POPULAR BALLOT DROP BOXES



Fun Fact

While this election had overall lower turnout than 2018, we had **more ballots returned on Election Day than any other election ever!** We love all our voters, but still appreciate if you vote a day or two early!


55,000+
Ballots Returned on Election Day

* Includes small number of property owner ballots and military / overseas email transmitted ballots.

† Estimates for these items are based off our national, award-winning **Ballot Box Tracking System**, which provides estimates of the number of ballots based on weight of returned ballot boxes.

ELECTION PROCESS | PREPARATION + SECURITY

2 ELECTIONS CONDUCTED IN 2022



2 RECOUNTS CONDUCTED
with no change in outcome

PHYSICAL SECURITY MEASURES



Multiple silent door alarms added!



Internal physical security assessment completed

8 HIGH SCHOOL VOTER REGISTRATION EVENTS

285 Judges and temporary staff trained in physical security awareness



50+ students registered!



ELECTION JUDGES & WORKERS

1,378

Number of people contacted to work the election

800+

Hours of online training


19

In-person training sessions



96

Interviews in 48 hours†



We processed or updated over **105,732** voter registration records this year!

* Statistics are all from the General Election, but we like to note that we actually conducted **TWO** elections this year!

† More interviews conducted outside of the 48-hour time frame

ELECTION PROCESS | IMPLEMENTATION

JUDGES, WORKERS, & STAFF

499 Temporary election judges and workers hired for the election

499 People who worked on Election Day

64 County employees who assisted the Elections Division on Election Day

20+ Full-time staff supporting elections



65,000+

I VOTED stickers distributed!



NEW IN 2022

We included **I VOTED** stickers at every drop box location!

230 Vote & 24-Hour Ballot Box Signs Put Up



Did You Know?

You can return your Colorado ballot to any county

Boulder County Elections safely returned 1,640 ballots from 36 other counties!

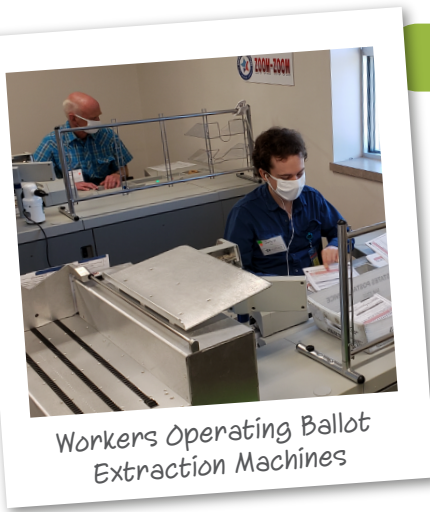


Fun Facts

37 People working just to prepare for scanning ballots on Election Day

225 Election watcher visits at either the Ballot Processing Center or at a Vote Center

326,045 Pages of ballots scanned (that's over 85 miles!)



Workers Operating Ballot Extraction Machines

ON ELECTION DAY, THE COURIERS:

- ✓ Made **100 STOPS** to pick up mail ballots
- ✓ Made **18 ROUTE TRIPS**
- ✓ Drove **490 MILES** to collect mail ballots

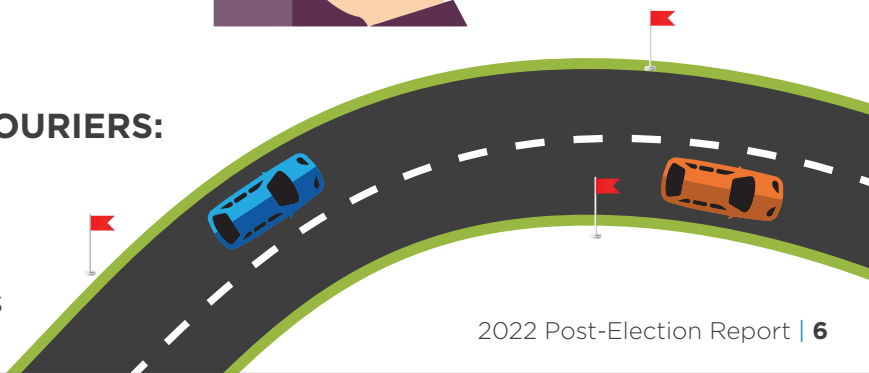
ACROSS THE ENTIRE ELECTION, THE COURIERS:


- ✓ Made **540 STOPS** to pick up mail ballots
- ✓ Made **77 ROUTE TRIPS**
- ✓ Drove about **2,496 MILES** to collect mail ballots



876

people who used the Text-to-Cure feature to fix an issue with the signature on their ballot envelope






Election Website | www.BoulderCountyVotes.org

83,473

Total Views
Sept. 1 - Nov. 8

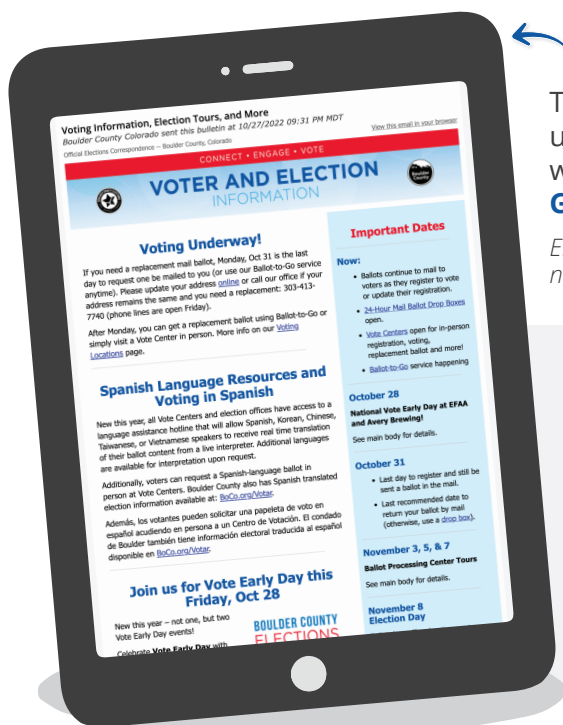
23,465

Election Day Views
Nov. 8



VOTER EMAIL PROGRAM*

Emails to voters with helpful election info & deadlines



To receive these emails, simply update your voter registration with an email address at GoVoteColorado.gov.

Email addresses are confidential and not part of the public record.

Fun Fact!

For every election, the county publishes a Ballot Returns page. Over 2,000+ people reviewed this data during and in the immediate days after the election.



BoCo.org/BallotReturns

408,105

Total individual emails sent

220,613

Total unique opens

55%

Average open rate

5

Action emails sent

11,472

Unique clicks on links including:

- ✓ Updating voter registration
- ✓ Event information
- ✓ Election security information

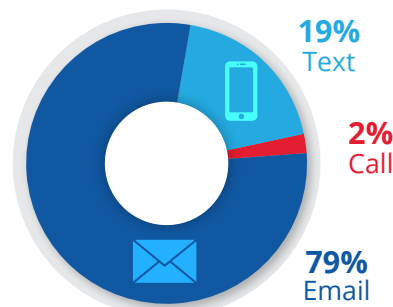
130,000+

Registered
BallotTrax Users

When you update your voter registration with an email address, the Secretary of State auto-enrolls your email in BallotTrax. At any time, you can change your settings to receive calls or texts instead.



How do people choose to get their BallotTrax notifications?



* Statistics represent emails sent to active, eligible voters. Additional emails were sent to inactive voters and military and overseas voters.

2 VOTE EARLY DAY EVENTS



Emergency Family Assistance Association



Avery Brewing

We promoted the value of voting early and made our staff accessible to the public to answer election questions. Thank you to our hosts Emergency Family Assistance Association and Avery Brewing!

Register to Vote!

10 ELECTIONS TOURS GIVEN



with over 100 participants

2 ONLINE WEBINARS CONDUCTED

Election Information Presentation

Geared to the general public providing an overview of ballot processing basics, voter statistics, election security and more.


Election Night & Beyond Presentation

Geared toward the press, candidates and campaigns, political party representatives, or anyone who is really interested in a deep dive on how ballot processing works in the immediate days after the polls close.

'KNOW YOUR VOTING RIGHTS' CAMPAIGN

9,000+ Bookmarks

500+ Posters



We distributed these materials to approximately 100+ locations including:

- ✓ Recreation and Senior Centers
- ✓ Libraries
- ✓ Chamber of Commerce locations, local bookstores, and other businesses
- ✓ County and City/Town Government buildings
- ✓ Multiple CU and other college locations
- ✓ Food Banks and Homeless Shelters
- ✓ Non-profit locations

+ EVERY VOTE CENTER!

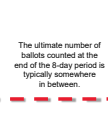
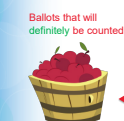


Election Night & Beyond Slide

Overview of the Buckets

There are two categories of buckets to be counted after the 8-day deadline:

- Ballots that will DEFINITELY be counted
- Ballots that POTENTIALLY could be counted



Ballots that will definitely be counted.


Ballots that potentially could be counted.

The ultimate number of ballots counted at the end of the 8-day period is typically somewhere in between.



FACEBOOK*

- 43 Total Posts**
- 27,712 People Reached
- 87 Shares
- 768 Reactions, Shares, Comments & Clicks



TWITTER*

- 78 Total Tweets**
- 44,446 Impressions
- 124 Retweets
- 1,245 Engagements



INSTAGRAM†

- 23 Posts + 11 stories**
- 1,976 Total Reach
- 161 Likes & Reactions
- 111 Total Shares



NEXTDOR

- 4 Informational + 2 Event Posts**
- 31,429 Impressions
- 88 "Thank" Counts
- 49 Comments



Reporting Period: Sep. 1 – Nov. 8

* Includes some Motor Vehicle Division posts /data

† Only includes post data, not stories