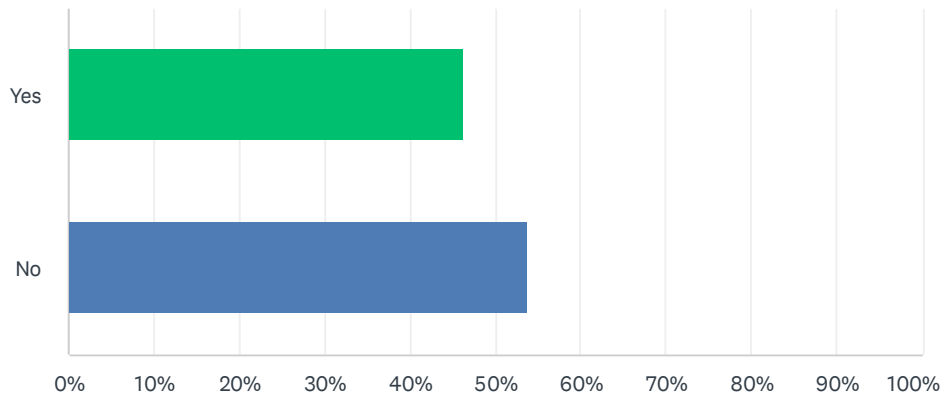


## Q1 Do you live in the Nederland EcoPass District?

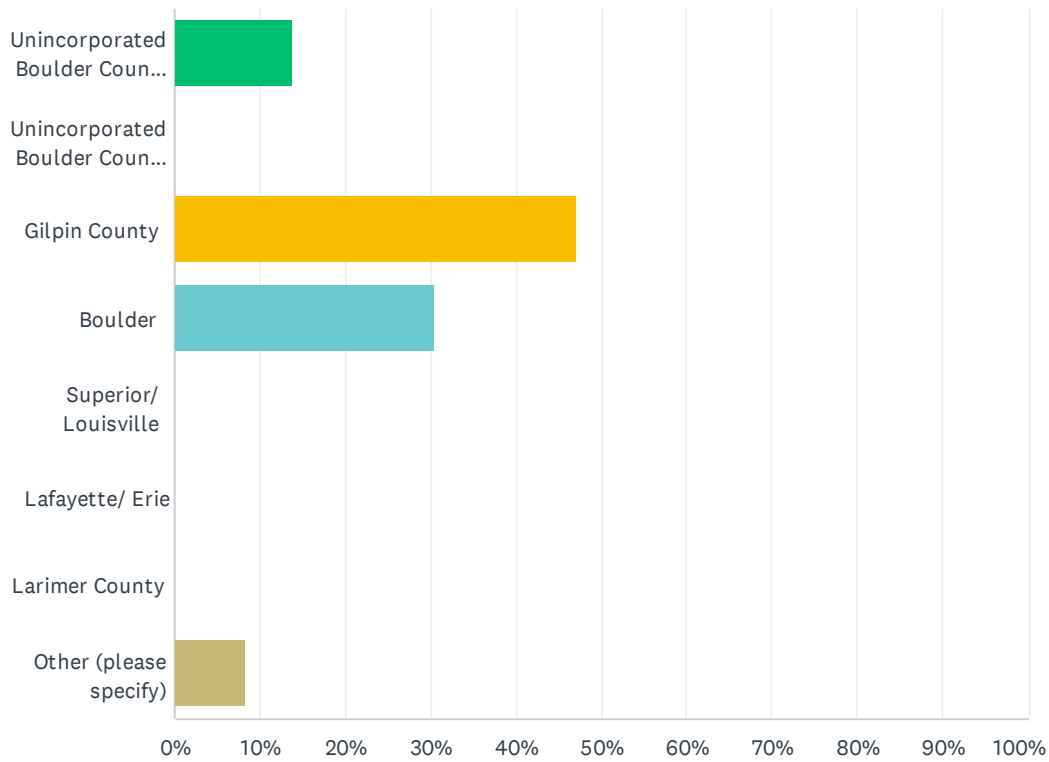
Answered: 80 Skipped: 0



ANSWER CHOICES	RESPONSES	
Yes	46.25%	37
No	53.75%	43
TOTAL		80

## Q2 Where do you live?

Answered: 36 Skipped: 44



ANSWER CHOICES	RESPONSES	
Unincorporated Boulder County (mountains)	13.89%	5
Unincorporated Boulder County (plains)	0.00%	0
Gilpin County	47.22%	17
Boulder	30.56%	11
Superior/ Louisville	0.00%	0
Lafayette/ Erie	0.00%	0
Larimer County	0.00%	0
Other (please specify)	8.33%	3
<b>TOTAL</b>		<b>36</b>

#	OTHER (PLEASE SPECIFY)	DATE
1	Ward	6/12/2023 11:24 AM
2	Ward	6/7/2023 11:13 AM
3	Lakewood	6/6/2023 5:52 AM

## Q3 Which Nederland area business(es) do you work for?

Answered: 35 Skipped: 45

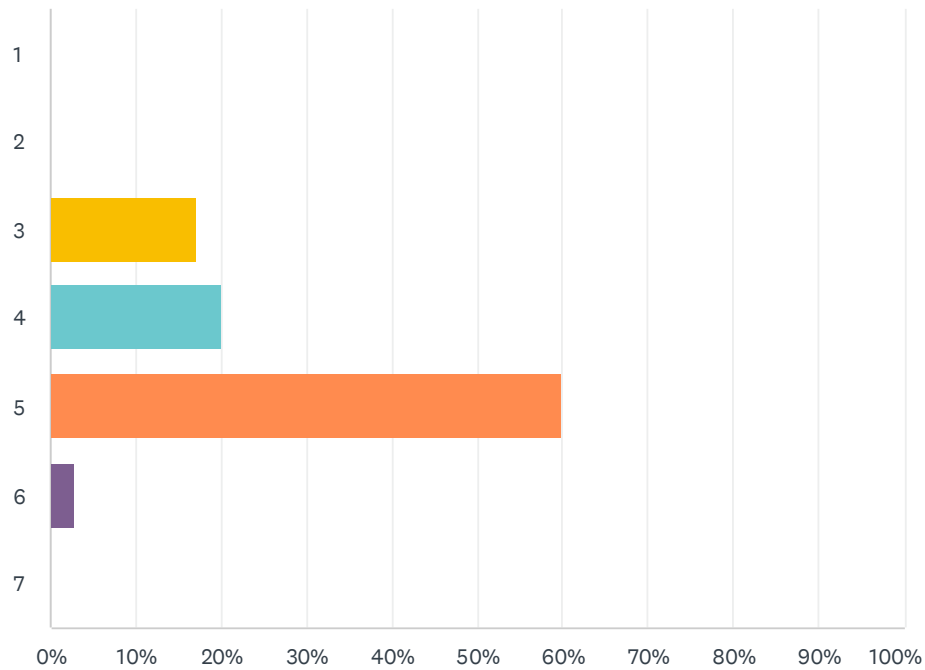
#	RESPONSES	DATE
1	Knotted Root	6/25/2023 10:28 AM
2	Eldora Mountain Resort	6/22/2023 10:08 PM
3	Eldora Ski Area	6/21/2023 9:14 AM
4	Eldora	6/20/2023 12:44 PM
5	Eldora	6/20/2023 12:43 PM
6	Eldora Mountain Resort	6/20/2023 11:35 AM
7	Indian Peaks Ace Hardware	6/18/2023 9:11 AM
8	Ace Hardware	6/18/2023 12:22 AM
9	KNOTTED ROOT BREWING COMPANY	6/14/2023 1:39 PM
10	BDAAPC	6/14/2023 11:06 AM
11	Overseas Connection	6/14/2023 9:54 AM
12	TEENS, Inc.	6/13/2023 2:12 PM
13	Clinica Family Health	6/12/2023 9:44 PM
14	Ace Hardware	6/12/2023 1:31 PM
15	Tres Gringos	6/12/2023 11:41 AM
16	BVSD Transportation	6/12/2023 11:24 AM
17	Busey Brews	6/8/2023 1:19 PM
18	Busey Brews	6/8/2023 12:16 PM
19	Town of Nederland	6/7/2023 11:13 AM
20	Town of Nederland	6/6/2023 3:50 PM
21	Nature's Own	6/6/2023 2:25 PM
22	Nature's Own	6/6/2023 12:27 PM
23	The Overseas Connection/African Market Baskets	6/6/2023 9:43 AM
24	Bowyer D'Alessandro	6/6/2023 9:42 AM
25	Town of Nederland	6/6/2023 5:52 AM
26	none	6/5/2023 10:05 PM
27	Overseas Connection/African Market Baskets	6/5/2023 6:43 PM
28	Nederland Area Seniors	6/5/2023 5:07 PM
29	Silverstem Fine Cannabis	6/5/2023 4:48 PM
30	Silver Stem	6/5/2023 4:46 PM
31	The Shop Tebo Properties	6/5/2023 4:31 PM
32	Town Hall	6/5/2023 4:26 PM
33	Bowyer D'Alessandro and Associates	6/5/2023 4:00 PM

## Nederland EcoPass District Employee Survey

34	Nederland Area Seniors, Peak Eco, and at the Nederland Farmers Market	6/5/2023 3:26 PM
35	Nedernet	6/5/2023 3:23 PM

## Q4 How many days per week do you work in the Nederland area?

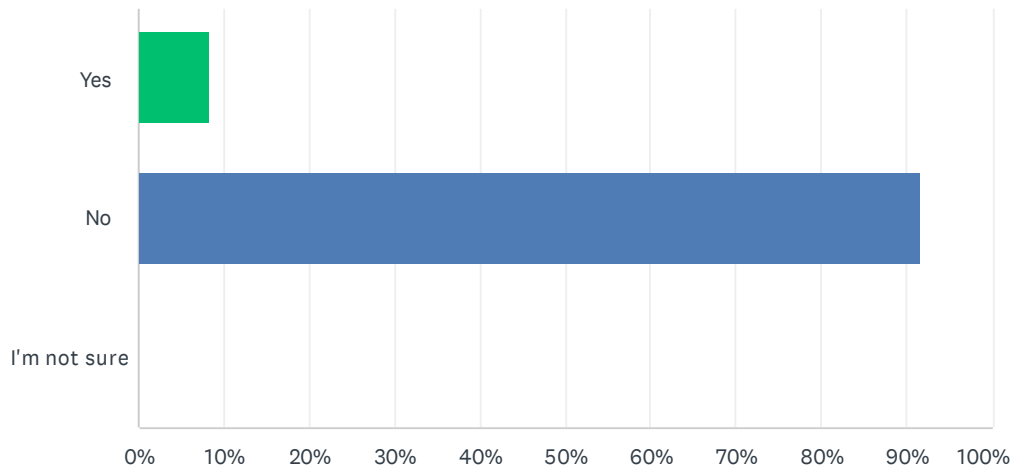
Answered: 35 Skipped: 45



ANSWER CHOICES	RESPONSES	
1	0.00%	0
2	0.00%	0
3	17.14%	6
4	20.00%	7
5	60.00%	21
6	2.86%	1
7	0.00%	0
<b>TOTAL</b>		<b>35</b>

## Q5 Do you currently have an EcoPass or CollegePass?

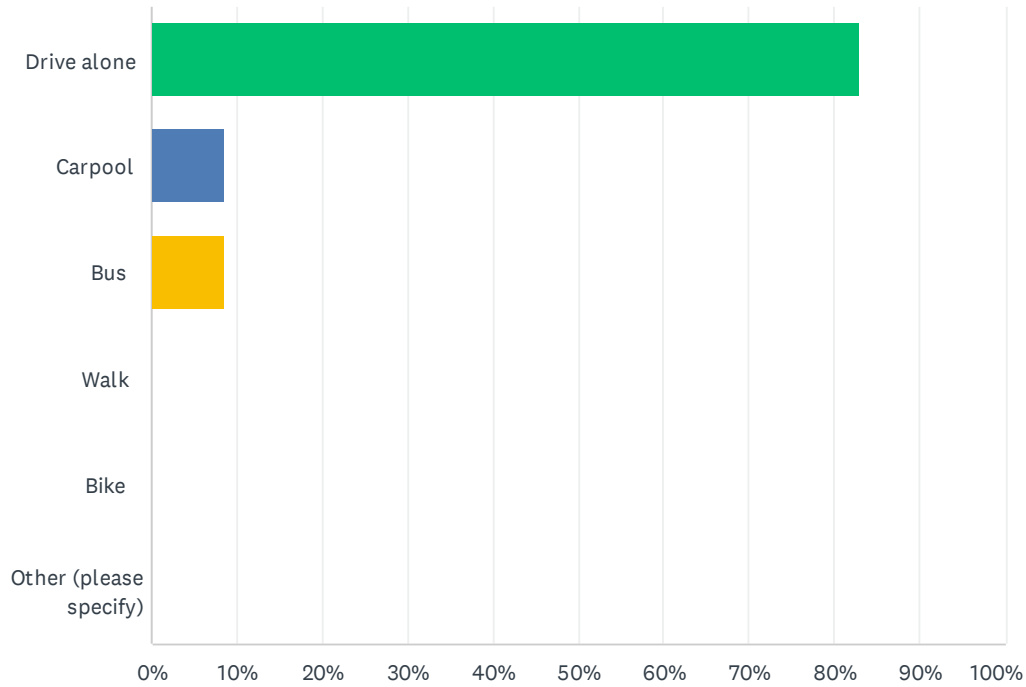
Answered: 36 Skipped: 44



ANSWER CHOICES	RESPONSES
Yes	8.33% 3
No	91.67% 33
I'm not sure	0.00% 0
<b>TOTAL</b>	<b>36</b>

## Q6 How do you typically get to work?

Answered: 35 Skipped: 45

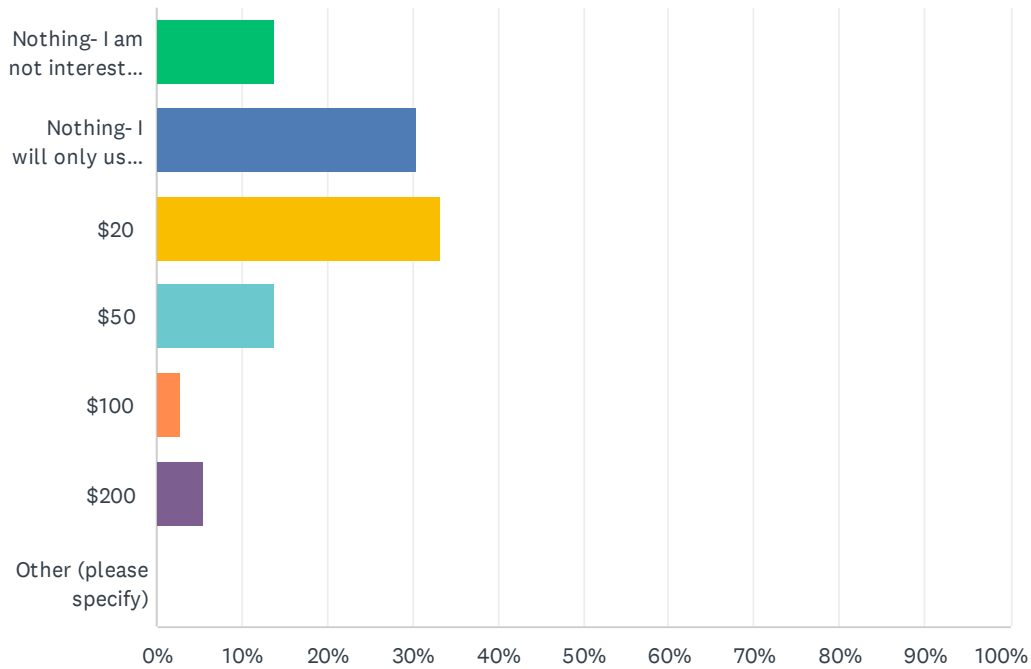


ANSWER CHOICES	RESPONSES
Drive alone	82.86% 29
Carpool	8.57% 3
Bus	8.57% 3
Walk	0.00% 0
Bike	0.00% 0
Other (please specify)	0.00% 0
<b>TOTAL</b>	<b>35</b>

#	OTHER (PLEASE SPECIFY)	DATE
	There are no responses.	

### Q7 To provide EcoPasses to employees who work in the Nederland EcoPass District, the District may need to charge a fee. What is the maximum annual amount you would be willing to pay for an EcoPass?

Answered: 36 Skipped: 44



ANSWER CHOICES	RESPONSES	
Nothing- I am not interested in getting an EcoPass	13.89%	5
Nothing- I will only use the EcoPass if there is no charge	30.56%	11
\$20	33.33%	12
\$50	13.89%	5
\$100	2.78%	1
\$200	5.56%	2
Other (please specify)	0.00%	0
<b>TOTAL</b>		<b>36</b>

#	OTHER (PLEASE SPECIFY)	DATE
	There are no responses.	



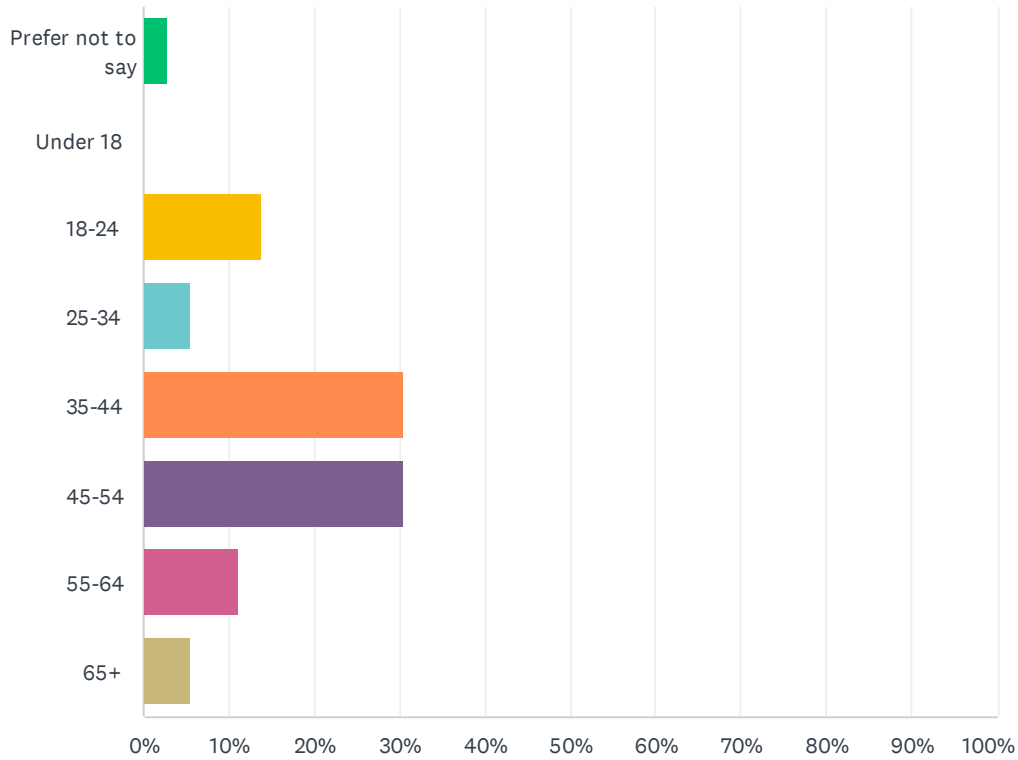
## Q8 Is there anything else you think it would be helpful for us to know about your commuting habits to work in Nederland?

Answered: 14 Skipped: 66

#	RESPONSES	DATE
1	I try to take the bus as much as I can because I believe utilizing public transport is best for the environment and helps businesses have more room for parking and tourism.	6/25/2023 10:28 AM
2	Once it becomes winter, I use the bus a lot more to get home from work.	6/21/2023 9:14 AM
3	I drive to Boulder for groceries, errands, etc and I would do this by bus from ned if I had an eco pass	6/20/2023 12:44 PM
4	I drive every day	6/20/2023 11:35 AM
5	I would use the bus every day if an eco pass were available. Two members of my household live in Boulder but work in Nederland and we have to take separate cars but would take the bus if it were available. Currently \$10 for a day regional pass is much too expensive.	6/14/2023 1:39 PM
6	I mostly travel along the Peak-to-Peak, and with no bus routes that go that way, the likelihood of me using the bus is low. I believe I would mostly use it to travel to and from the airport.	6/7/2023 11:13 AM
7	no	6/6/2023 9:43 AM
8	No, but it's ridiculous that only 7 out of 15 questions are about the pass, and the rest are about race, sex and income.	6/6/2023 5:52 AM
9	Been paying for an EcoPass for years and never use it	6/5/2023 10:05 PM
10	I think this is a great idea! I currently get an EcoPass through where I live in Boulder, but if I had to move and lost access to the EcoPass, being able to get an EcoPass through this program would be a life-saver!	6/5/2023 6:43 PM
11	If I had an EcoPass - I would use it to go to Boulder instead of driving alone.	6/5/2023 5:07 PM
12	We get off work at 7 it would be nice to have a bus that leaves at 7:20-7:40ish.	6/5/2023 4:48 PM
13	I live in El Dora.	6/5/2023 4:26 PM
14	I like to park in Nederland and take the bus down to Boulder or Denver	6/5/2023 3:26 PM

## Q9 What is your age?

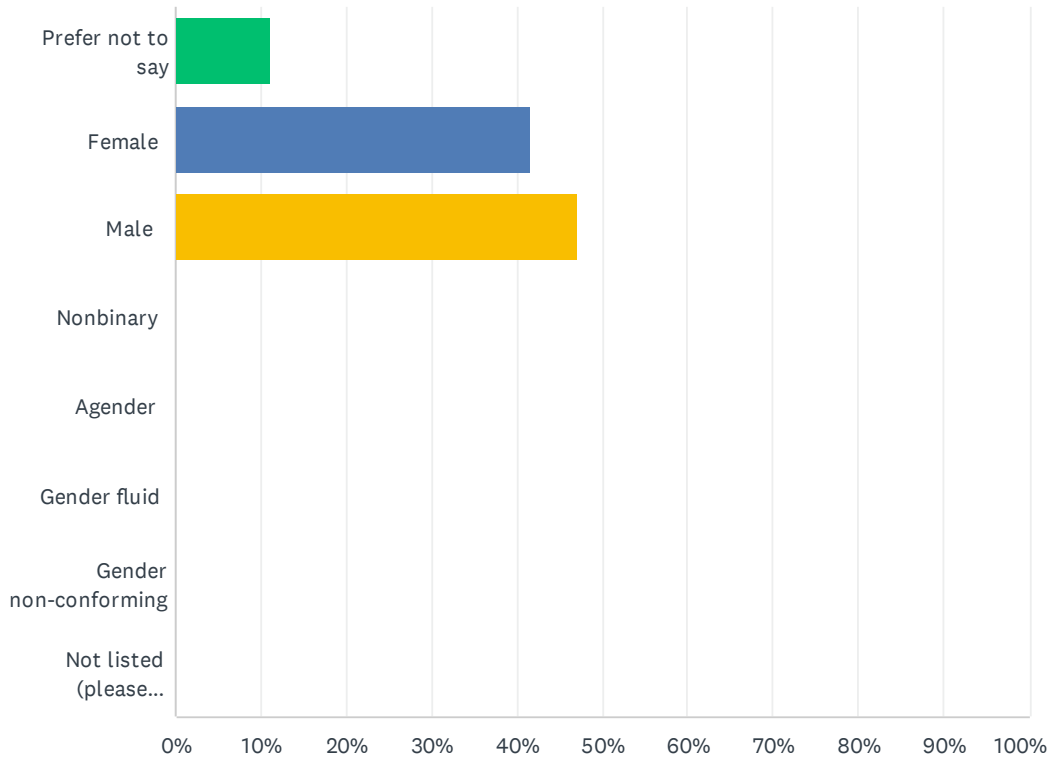
Answered: 36 Skipped: 44



ANSWER CHOICES	RESPONSES	
Prefer not to say	2.78%	1
Under 18	0.00%	0
18-24	13.89%	5
25-34	5.56%	2
35-44	30.56%	11
45-54	30.56%	11
55-64	11.11%	4
65+	5.56%	2
<b>TOTAL</b>		<b>36</b>

## Q10 What is your gender?

Answered: 36 Skipped: 44

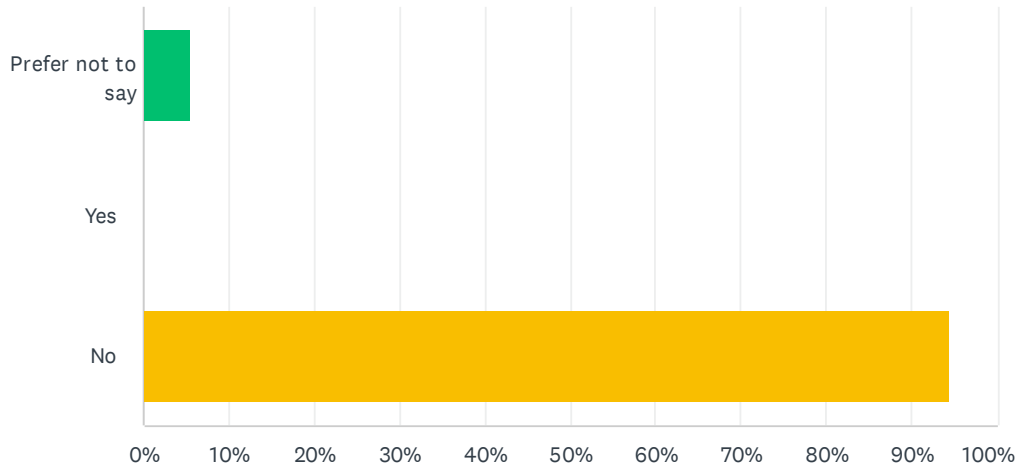


ANSWER CHOICES	RESPONSES
Prefer not to say	11.11% 4
Female	41.67% 15
Male	47.22% 17
Nonbinary	0.00% 0
Agender	0.00% 0
Gender fluid	0.00% 0
Gender non-conforming	0.00% 0
Not listed (please specify)	0.00% 0
<b>TOTAL</b>	<b>36</b>

#	NOT LISTED (PLEASE SPECIFY)	DATE
	There are no responses.	

## Q11 Are you of Hispanic, Latinx, or Spanish origin?

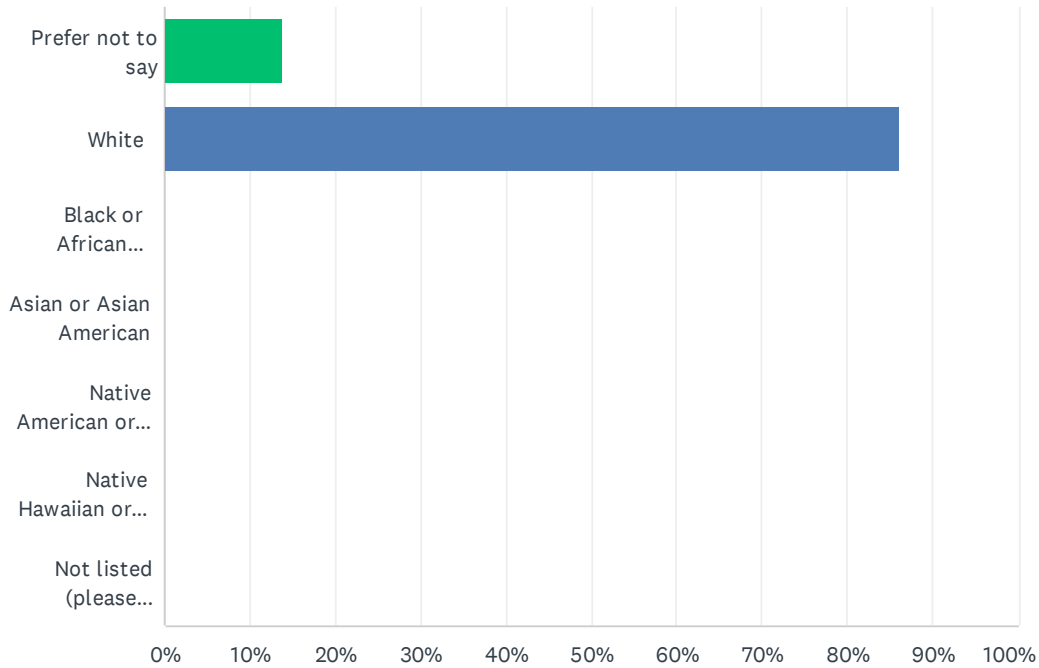
Answered: 36 Skipped: 44



ANSWER CHOICES	RESPONSES
Prefer not to say	5.56% 2
Yes	0.00% 0
No	94.44% 34
<b>TOTAL</b>	<b>36</b>

## Q12 How would you describe your race?

Answered: 36 Skipped: 44

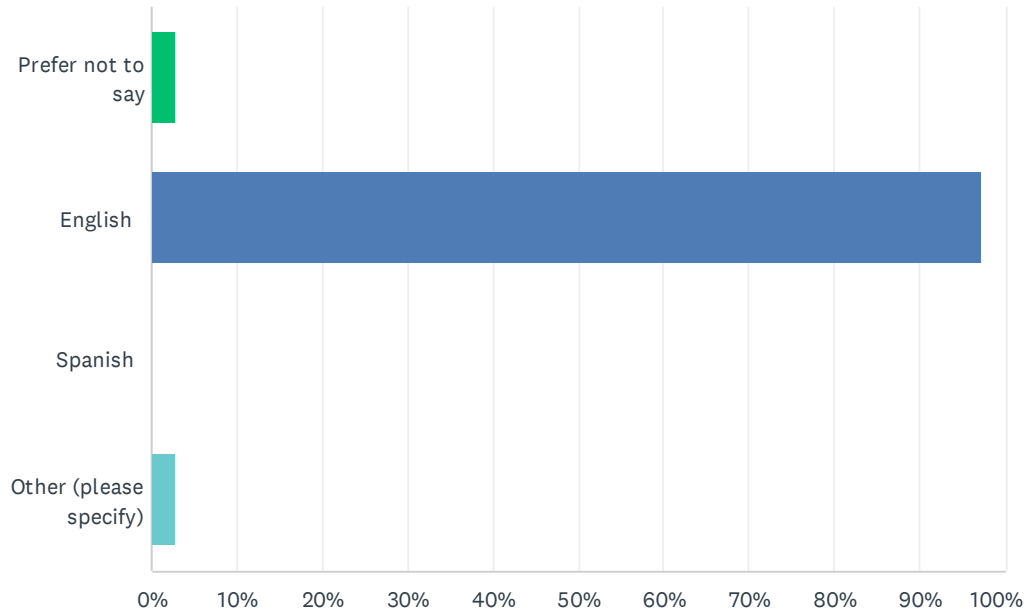


ANSWER CHOICES	RESPONSES	
Prefer not to say	13.89%	5
White	86.11%	31
Black or African American	0.00%	0
Asian or Asian American	0.00%	0
Native American or Alaska Native	0.00%	0
Native Hawaiian or other Pacific Islander	0.00%	0
Not listed (please specify)	0.00%	0
Total Respondents: 36		

#	NOT LISTED (PLEASE SPECIFY)	DATE
	There are no responses.	

## Q13 What languages are spoken in your household?

Answered: 36 Skipped: 44

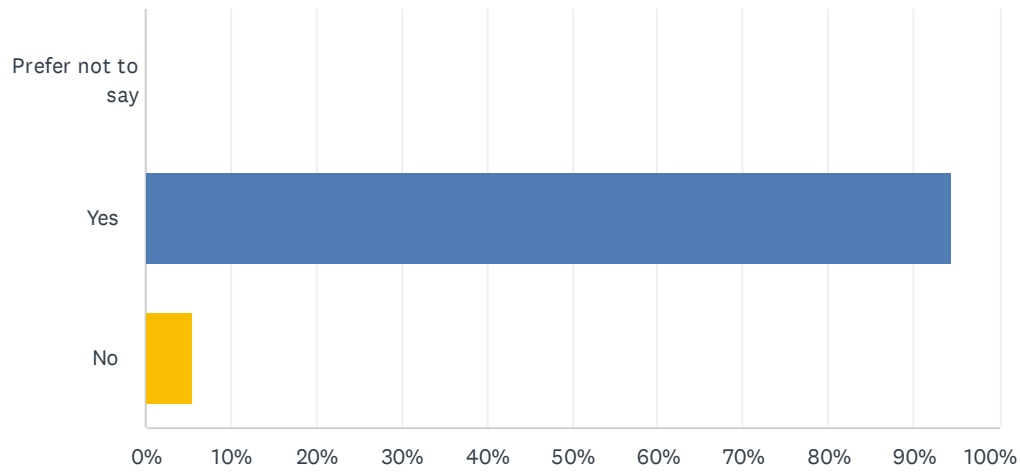


ANSWER CHOICES	RESPONSES
Prefer not to say	2.78% 1
English	97.22% 35
Spanish	0.00% 0
Other (please specify)	2.78% 1
Total Respondents: 36	

#	OTHER (PLEASE SPECIFY)	DATE
1	No	6/5/2023 4:46 PM

## Q14 Do you have a car available for your use in your household?

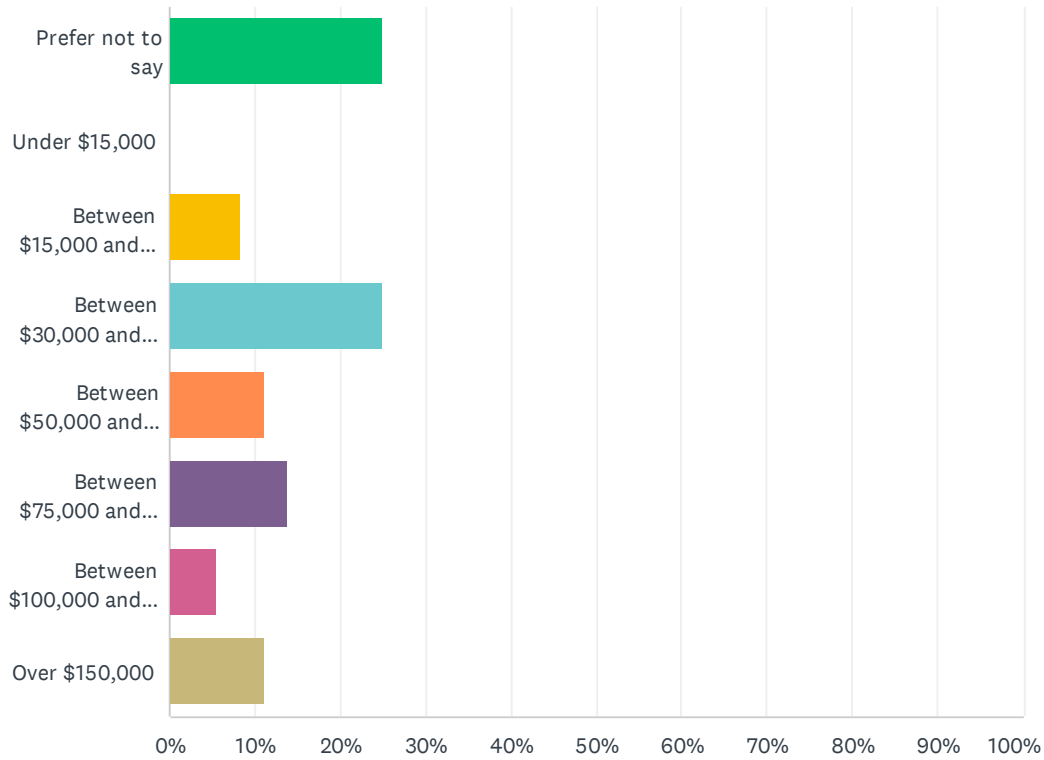
Answered: 36 Skipped: 44



ANSWER CHOICES	RESPONSES
Prefer not to say	0.00% 0
Yes	94.44% 34
No	5.56% 2
<b>TOTAL</b>	<b>36</b>

## Q15 What is your annual household income?

Answered: 36 Skipped: 44



ANSWER CHOICES	RESPONSES	
Prefer not to say	25.00%	9
Under \$15,000	0.00%	0
Between \$15,000 and \$29,999	8.33%	3
Between \$30,000 and \$49,999	25.00%	9
Between \$50,000 and \$74,999	11.11%	4
Between \$75,000 and \$99,999	13.89%	5
Between \$100,000 and \$150,000	5.56%	2
Over \$150,000	11.11%	4
<b>TOTAL</b>		<b>36</b>