



# Community Services Department

Sundquist Building • 3482 N. Broadway • Boulder, Colorado 80304 • Tel: 303.441.3560 • Fax: 303.441.4550  
Mailing Address: P.O. Box 471 • Boulder, Colorado 80306 • [www.bouldercountycommunityservices.org](http://www.bouldercountycommunityservices.org)

## Homeless Solutions for Boulder County Executive Board

June 9, 2023, 8:00 - 10:00am

### Teams Meeting



#### Administrative Matters

8:00-8:20

- Public Comment
- Approval of May 2023 Minutes
- Board Brief Review

#### Discussion Items

8:20-9:30

- Grants Update
- Update/Discussion on Current Projects
  - Medical Respite Center
  - Day Center
  - High Utilizers Group
- County Parking Ordinance
- Methamphetamine Policy Discussion
- Regional Housing Summit
- Overview of MACC Discussions to Date
- Potential Evaluation Focus Areas

#### General Updates

9:30-10:00

- Strategic Listening Session
- Presentation to Longmont City Council 6/20
- Partner updates

---

Microsoft Teams meeting

Join on your computer or mobile app

[Click here to join the meeting](#)

Or call in (audio only)

[+1 720-400-7859](tel:+17204007859),,386064849# United States, Denver

Phone Conference ID: 386 064 849#

**Homeless Solutions for Boulder County Executive Board**  
**May 12, 2023, 8:00 - 10:00am**  
**Teams Meeting**

**Attendance:**

Jim Adams-Berger, Robin Bohannon, Susan Caskey, Vicki Ebner, Heidi Grove, Susana Lopez-Baker, Devon Kissick-Kelly, Eliberto Mendoza, Gwendolyn Mossman, Megan Newton, Jamie Rife, Carlene Okiyama, Christina Pacheco

**Public Comment – None**

**Minutes – April Approved**

**Board Brief review**

- Overall, the number of Coordinated Entry screenings were higher in March 2023 compared to the same time frame in the prior year (2022).
- Racial Equity Data for Quarter 1 2023 can be found in the supplemental data attachments; over representation of BIPOC
- HSBC has been certified as in the Final Mile for Homeless Veterans work.

**Discussion Items**

- Grants Update
  - HB 22-1377 – Transformational Homelessness Grant  
\$6.5M awarded across all partners
    - Boulder County HSBC - increasing capacity for HSBC staff, bridge housing funds and support for mountain outreach
    - Housing and Human Services – targeted towards family homeless response, bridge housing, reimagine the housing help line and create a centralized family coordinated entry response
    - City of Boulder - \$2M for respite facility
    - Other Awards - Boulder Shelter for the Homeless & Mental Health Partners
    - Pending – HOPE, Focus Reentry, Mother House
- Behavioral Health Administration HB22-1281 – Community Investment Program
  - BHA - \$600K to compliment \$300K to purchase another recovery home
  - Significant outpatient and recovery services through Red Point
- Substance Abuse and Mental Health Services Administration (SAMHSA) Treatment for Individual Experiencing Homelessness (TIEH) Submission
  - Reboot of current grant for case management services

*Next steps: Division of Housing rollout of Prop 123 funds, opportunity to understand how funds will be allocated, will setup a meeting with all parties.*

- Systems Evaluation – Revisiting this Idea

*Next steps: HSBC take the lead, put out an Request for Proposal (RFP), Jim will take on developing evaluation questions with the first step at the Policy Implementation Team meeting.*

- Future Opportunities for Crisis Stabilization and Treatment
  - Growing opportunities for crisis stabilization and treatment. BOCC, the District Attorney, and HSBC have prioritized adding recovery homes to the portfolio of services.

## **General Updates**

### **Boulder County, City of Boulder, City of Longmont, and Metro Denver Homeless Initiative Updates**

#### **Boulder County**

Take away from meeting of the Board of County Commissioners and Boulder City Council is an interest in the homelessness summit.

#### **Boulder County Housing & Human Services**

Will post public hearing on May 16, presenting Housing Division update.

#### **City of Longmont**

Meeting with Longmont City Council members to discuss recovery homes. Preparing for a joint (County & City) presentation in June. Longmont leaders are discussing pallet shelter program.

#### **City of Boulder**

Acquire a van, will start setting up tent at time clients are going to the buses. In talks with vendor to be operator of services at the Day Center. Kurt identified site that they are going to use, doing good neighbor meetings.

#### **Metro Denver Homeless Initiative**

None

**Adjourned 9:11**

***HOMELESS SOLUTIONS FOR BOULDER COUNTY:  
EXECUTIVE BOARD BRIEF  
JUNE 2023***

**NOTE WORTHY UPDATES FOR JUNE 2023**

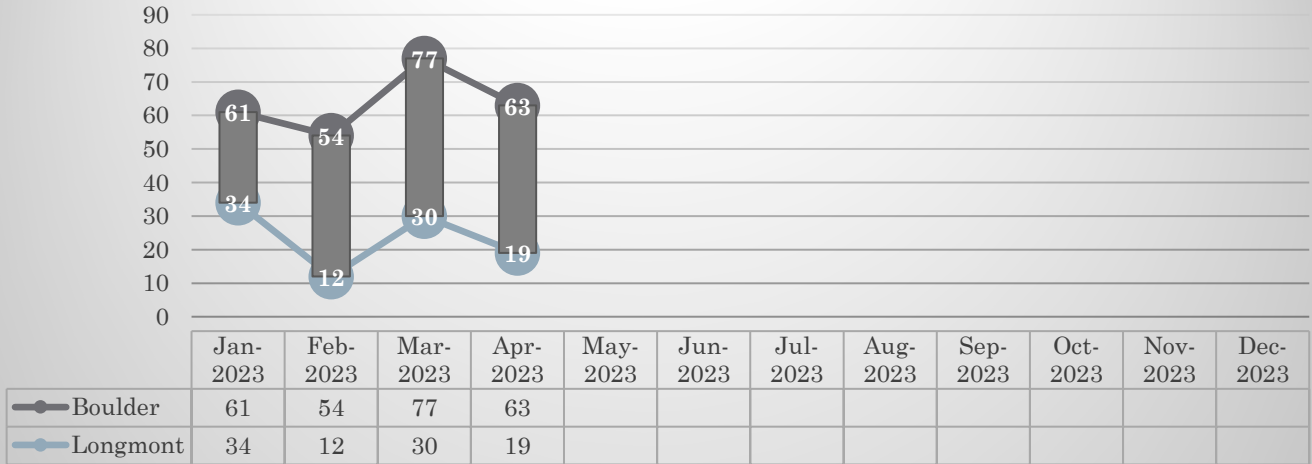
- Department of Housing released recommendations for first round of funding in response to Transformative Homeless Response Notice of Funding Opportunity. Second round of funding is anticipated to be announced at the end of June.

**OVERVIEW OF DATA IN BRIEFING**

- Overall, the number of Coordinated Entry screenings were higher in April 2023 compared to the same time frame in the prior year (2022).
  - City of Boulder increased by 32% in April 2023 and increased 16% annually.
  - City of Longmont increased by 32% in April 2023 but is decreased by 9% annually.
- 118 (34% exit outflow) individuals have exited homelessness since January 1, 2023, (an overall increase of 4% compared to the same timeframe as last year).
  - City of Boulder saw an increase of 32% in all exit avenues:
    - Housed- 21% increase for the calendar year
    - Reunification-42% increase for the calendar year
    - Other- 100% increase for the calendar year
  - City of Longmont saw a decrease of 6% in all exit avenues:
    - Housed- 10% increase for the calendar year
    - Reunification- 20% decrease for the calendar year
    - Other- 100% increase for the calendar year
  - Housing exits through HMIS data system saw a 22% decrease overall all for the calendar year.
- On average, 30 individuals exit homelessness per month for calendar year 2022:
  - 21 to housing
  - 8 through reunification
  - 1 through other programming such as treatment or rental assistance for Diversion services.

## COORDINATED ENTRY ASSESSMENTS COUNTYWIDE

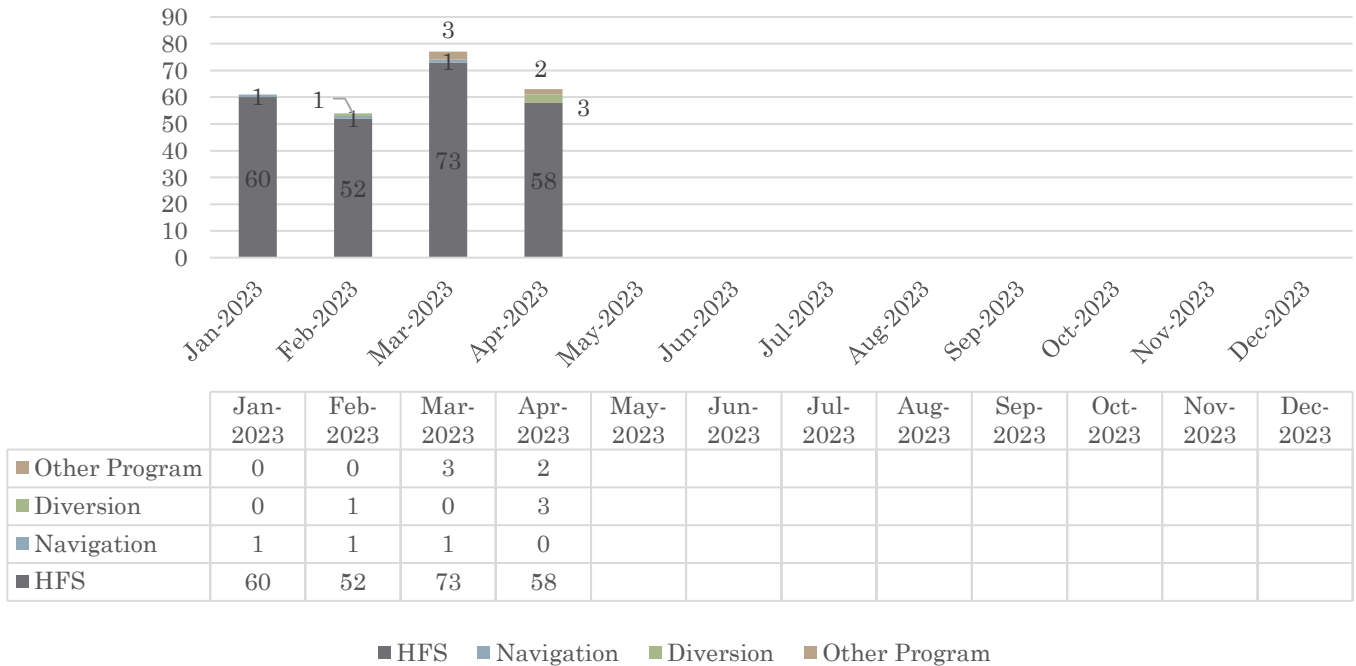
### Coordinated Entry Screenings FY 2023



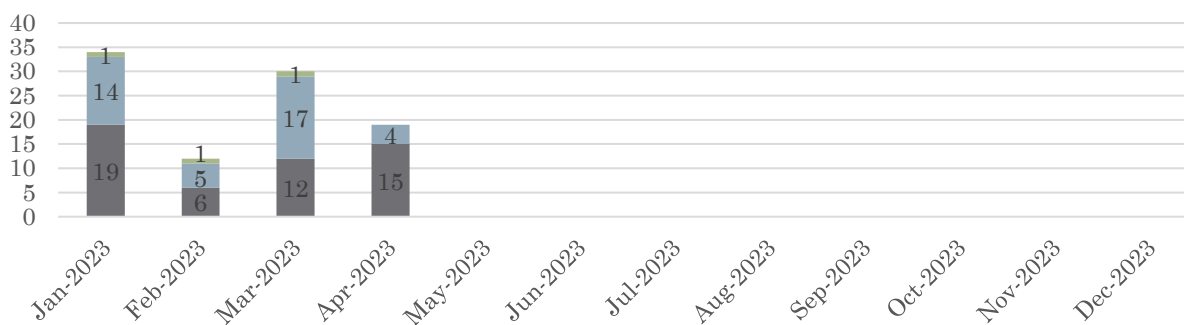
## COORDINATED ENTRY ASSESSMENT RESULTS PER LOCATION

### CITY OF BOULDER

#### City of Boulder Coordinated Entry Screening Results



## City of Longmont Coordinated Entry Screening Results



	Jan-2023	Feb-2023	Mar-2023	Apr-2023	May-2023	Jun-2023	Jul-2023	Aug-2023	Sep-2023	Oct-2023	Nov-2023	Dec-2023
Other Program	0	0	0	0								
Diversion	1	1	1	0								
Navigation	14	5	17	4								
HFS	19	6	12	15								

■ HFS ■ Navigation ■ Diversion ■ Other Program


## HOUSING OUTCOMES

The following data and charts reflect individuals experiencing homelessness who have exited the homeless services system to a stable housing outcome. ***It is important to note that the data reflected in the following charts reflect Housing Outcomes via system entry and exit are not the same individuals.***

## SYSTEM ENTRY/EXIT APRIL 2023

Since January 2023, 34% (118<sup>1</sup>) exited homelessness into a stable housing situation.

## Fiscal Year 2023 Entry/Exit

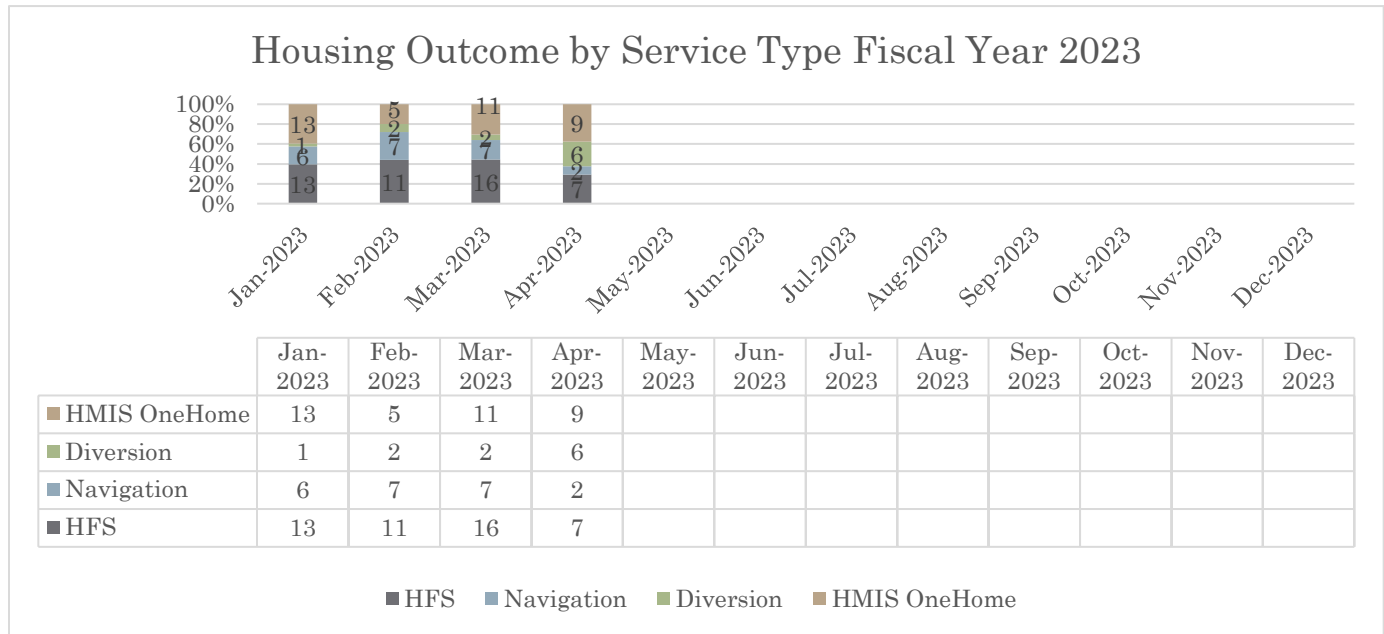


	Jan-2023	Feb-2023	Mar-2023	Apr-2023	May-2023	Jun-2023	Jul-2023	Aug-2023	Sep-2023	Oct-2023	Nov-2023	Dec-2023
System Exit	33	25	36	24								
System Entry	95	66	107	82								

■ System Entry ■ System Exit

<sup>1</sup> One additional exit is reflected in January 2023 from HOPE Longmont

## SYSTEM EXIT PROGRAM TYPE



## HOUSING OUTCOMES FISCAL YEAR BY COORDINATED ENTRY INITIATED SITE 2022

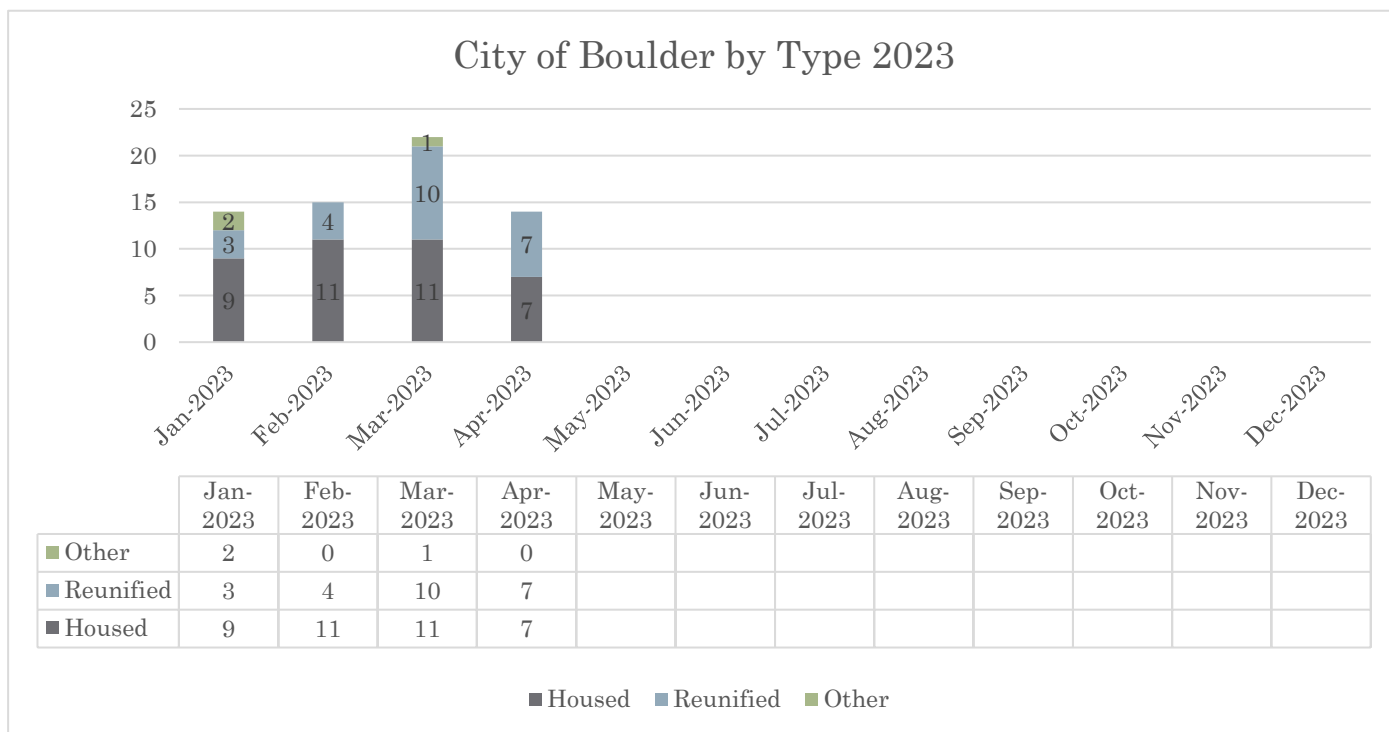
As reflected, a total of 118 individuals experiencing homelessness exited homelessness since January 2023 with 65 (55%) from the City of Boulder, 15 (13%) from the City of Longmont and 38 (32%) Boulder County<sup>2</sup>.



<sup>2</sup> Boulder County Exits reflect HMIS OneHome extract. Municipality of origin is unavailable.

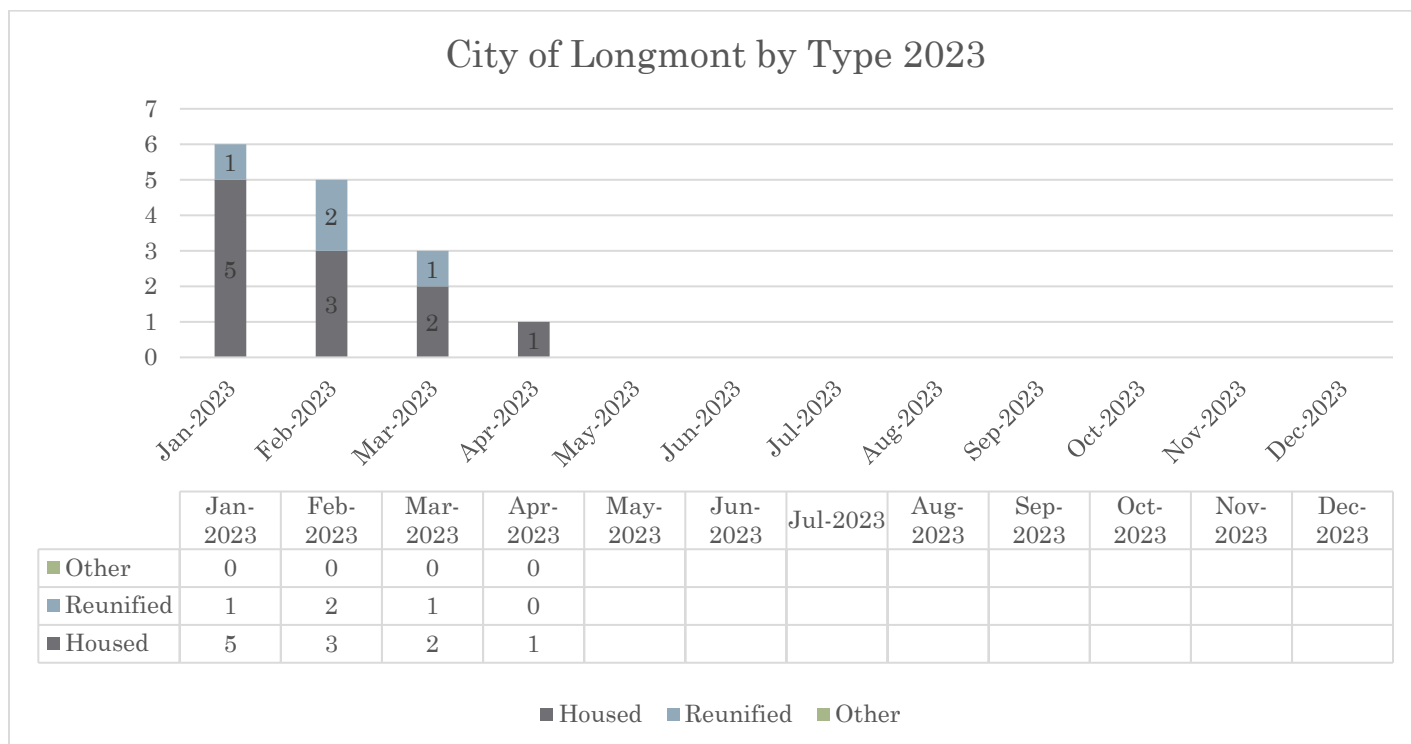
## HOUSING OUTCOME BY EXIT TYPE CITY OF BOULDER 2023

Since January 2023, in the City of Boulder, a total 65 individuals have exited homelessness with 38 (58%) individuals exited to housing, 24 (37%) through Reunification, and 3 (5%) through providing rental assistance (reflected in Other) to remain in housing.



## HOUSING OUTCOME BY EXIT TYPE CITY OF LONGMONT 2023

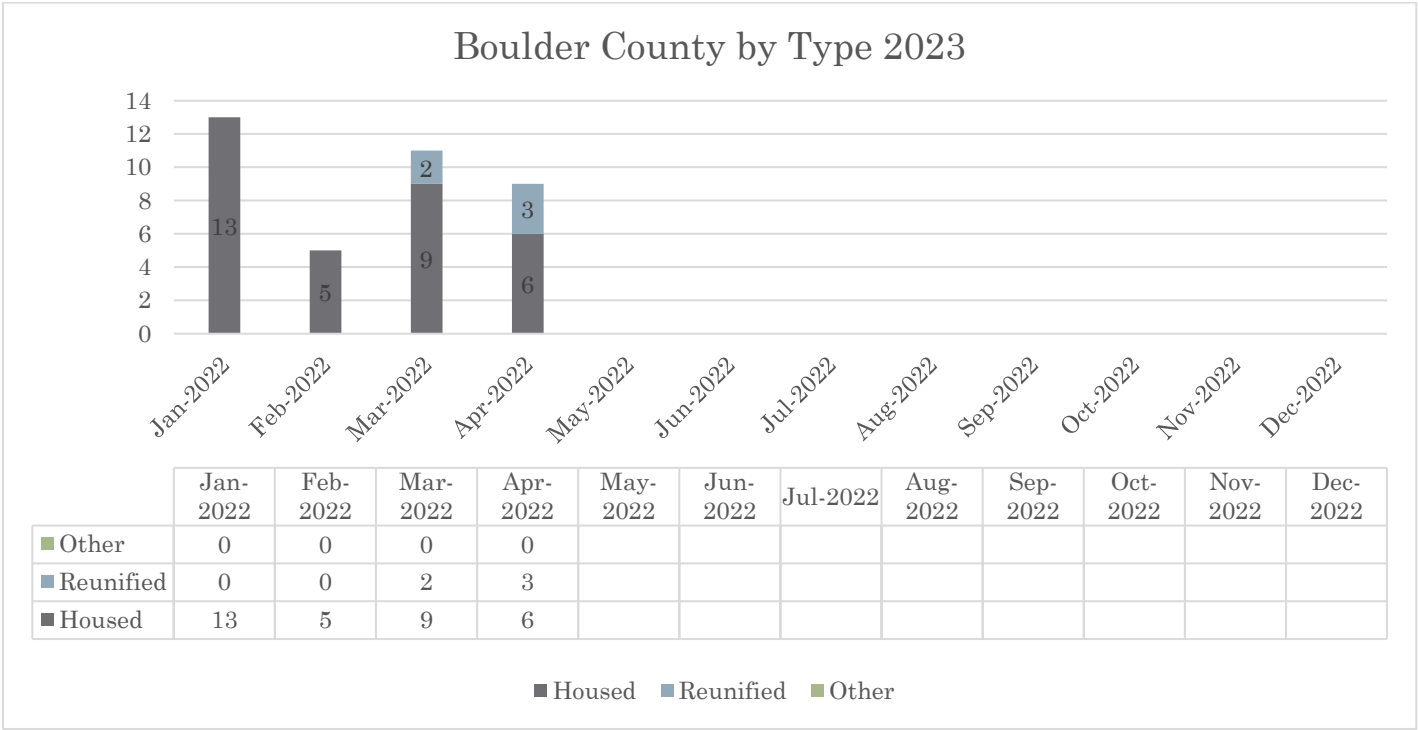
Since January 2023, in the City of Longmont, a total 15 individuals have exited homelessness with 11 (73%) individuals exited to housing, and 4 (27%) through Reunification.





HOUSING OUTCOME BY EXIT TYPE BOULDER COUNTY 2023

Since January 2023, through the OneHome HMIS data system and in Boulder County, a total 38 individuals have exited homelessness with 33 (87%) individuals exited to housing and 5 (13%) exited through reunification.



## RATE OF CHANGE<sup>3</sup>

### Boulder County Coordinated Entry Assessment 2023

	Jan 22	Feb 22	March 22	April 22	May 22	June 22	July 22	Aug 22	Sept 22	Oct 22	Nov 22	Dec 22	Total
City of Boulder	59	55	58	43	78	56	66	87	62	79	64	61	769
City of Longmont	30	36	25	13	32	21	27	36	26	28	32	39	345

#### Rate of Change

	Jan 23	Feb 23	March 23	April 23	May 23	June 23	July 23	Aug 23	Sept 23	Oct 23	Nov 23	Dec 23	Average
City of Boulder	+3%	-2%	+25%	+32%									+16%
City of Longmont	+12%	-67%	+17%	+32%									-9%

### City of Boulder Coordinated Entry Assessment Referral Outcomes 2023

	Jan 22	Feb 22	March 22	April 22	May 22	June 22	July 22	Aug 22	Sept 22	Oct 22	Nov 22	Dec 22	Total
Diversion	4	2	3	1	5	3	0	2	2	1	0	0	23
Navigation	7	6	2	2	7	2	2	1	0	0	0	1	30
HFS	48	46	53	40	66	51	63	84	59	78	64	61	713
Other	0	1	0	0	0	0	1	0	1	0	0	0	3

#### Rate of Change

	Jan 23	Feb 23	March 23	April 23	May 23	June 23	July 23	Aug 23	Sept 23	Oct 23	Nov 23	Dec 23	Average
Diversion	-100%	-50%	-100%	+67%									-60%
Navigation	-86%	-83%	-50%	-100%									-82%
HFS	+20%	+12%	+27%	+31%									+23%
Other	0	-100%	+100%	+100%									+80%

<sup>3</sup> Rate of Change is compared to month of prior year. Annual is compared to rolling annual totals for same timeframe in the reporting year. Items in red reflect lower than the comparative.

City of Longmont Coordinated Entry Assessment Referral Outcomes 2023

	Jan 22	Feb 22	March 22	April 22	May 22	June 22	July 22	Aug 22	Sept 22	Oct 22	Nov 22	Dec 22	Total
<b>Diversion</b>	2	0	0	0	5	1	0	2	1	3	3	1	<b>18</b>
<b>Navigation</b>	17	22	15	7	14	10	11	16	8	9	13	19	<b>161</b>
<b>HFS</b>	8	14	9	5	13	10	15	17	17	14	16	19	<b>157</b>
<b>Other</b>	3	0	1	1	0	0	1	1	0	2	0	0	<b>9</b>

Rate of Change

	Jan 23	Feb 23	March 23	April 23	May 23	June 23	July 23	Aug 23	Sept 23	Oct 23	Nov 23	Dec 23	Average
<b>Diversion</b>	-50%	+100%	+100%	0									+33%
<b>Navigation</b>	-18%	-77%	+12%	-43%									-34%
<b>HFS</b>	+58%	-57%	+25%	+67%									+31%
<b>Other</b>	-100%	0	-100%	-100%									-100%

Successful Exit Percentage 2023

	Jan 22	Feb 22	March 22	April 22	May 22	June 22	July 22	Aug 22	Sept 22	Oct 22	Nov 22	Dec 22	Average
<b>Percent</b>	33%	23%	33%	57%	38%	29%	15%	26%	23%	29%	45%	26%	<b>30%</b>

Successful Exit Percentage 2023

	Jan 23	Feb 23	March 23	April 23	May 23	June 23	July 23	Aug 23	Sept 23	Oct 23	Nov 23	Dec 23	Average
<b>Percent</b>	34%	38%	34%	29%									<b>34%</b>
<b>Change</b>	+1%	+15%	+1%	-28%									+4%

## System Exit by Program Type 2023

	Jan 22	Feb 22	March 22	April 22	May 22	June 22	July 22	Aug 22	Sept 22	Oct 22	Nov 22	Dec 22	Total
<b>Diversion</b>	2	1	2	1	9	6	1	6	4	2	4	1	<b>39</b>
<b>Navigation</b>	4	5	5	5	5	2	1	5	5	5	11	5	<b>58</b>
<b>HFS</b>	10	10	6	9	9	4	7	14	8	14	15	13	<b>119</b>
<b>OneHome HMIS</b>	13	5	14	17	17	10	5	7	3	10	11	7	<b>119</b>
<b>Total Exits</b>	<b>29</b>	<b>21</b>	<b>27</b>	<b>32</b>	<b>42</b>	<b>22</b>	<b>14</b>	<b>32</b>	<b>20</b>	<b>31</b>	<b>43</b>	<b>26</b>	<b>339</b>

## Rate of Change

	Jan 23	Feb 23	March 23	April 23	May 23	June 23	July 23	Aug 23	Sept 23	Oct 23	Nov 23	Dec 23	Average
<b>Diversion</b>	-50%	+50%	0	+83%									<b>+54%</b>
<b>Navigation</b>	+20%	+29%	+29%	-60%									<b>+14%</b>
<b>HFS</b>	+23%	+9%	+63%	-22%									<b>+26%</b>
<b>OneHome HMIS</b>	0	0	-21%	-47%									<b>-22%</b>
<b>Total Exits</b>	+9%	+16%	+25%	+15%									<b>+8%</b>

### City of Boulder System Exit by Type 2023

	Jan 22	Feb 22	March 22	April 22	May 22	June 22	July 22	Aug 22	Sept 22	Oct 22	Nov 22	Dec 22	Total
Other	0	0	0	0	0	0	0	3	0	0	1	1	5
Reunification	5	5	3	1	6	3	3	9	6	9	11	8	69
Housed	6	7	8	9	8	4	5	6	3	7	9	8	80
Total Exit	11	12	11	10	14	7	8	18	9	16	21	17	154

### Rate of Change

	Jan 23	Feb 23	March 23	April 23	May 23	June 23	July 23	Aug 23	Sept 23	Oct 23	Nov 23	Dec 23	Average
Other	+100%	0	+100%	0									+100%
Reunification	-40%	-20%	+70%	+86%									+42%
Housed	+33%	+36%	+27%	-22%									+21%
Total Exit	+21%	+20%	+50%	+29%									+32%

### City of Longmont System Exit by Type 2023

	Jan 22	Feb 22	March 22	April 22	May 22	June 22	July 22	Aug 22	Sept 22	Oct 22	Nov 22	Dec 22	Total
Other	0	0	0	1	0	0	0	0	0	0	2	0	3
Reunification	3	1	1	0	5	3	0	2	4	3	3	0	25
Housed	2	3	1	4	6	2	1	5	4	2	6	2	38
Total Exit	5	4	2	5	11	5	1	7	8	5	11	2	66

### Rate of Change

	Jan 23	Feb 23	March 23	April 23	May 23	June 23	July 23	Aug 23	Sept 23	Oct 23	Nov 23	Dec 23	Average
Other	0	0	0	+100%									+100%
Reunification	-67%	+50%	0	-100%									-20%
Housed	+60%	0	+50%	-75%									+10%
Total Exit	+17%	+20%	+33%	-50%									-6%

# Boulder County HMIS/OneHome System Exit by Type 2023

	Jan 22	Feb 22	March 22	April 22	May 22	June 22	July 22	Aug 22	Sept 22	Oct 22	Nov 22	Dec 22	Total
<b>Other</b>	0	0	0	0	0	0	0	0	0	0	0	0	<b>0</b>
<b>Reunification</b>	2	0	1	1	3	3	0	2	0	0	1	1	<b>14</b>
<b>Housed</b>	11	5	13	16	14	7	5	5	3	10	10	6	<b>105</b>
<b>Total Exit</b>	<b>13</b>	<b>5</b>	<b>14</b>	<b>17</b>	<b>17</b>	<b>10</b>	<b>5</b>	<b>7</b>	<b>3</b>	<b>10</b>	<b>11</b>	<b>7</b>	<b>119</b>

## Rate of Change

	Jan 23	Feb 23	March 23	April 23	May 23	June 23	July 23	Aug 23	Sept 23	Oct 23	Nov 23	Dec 23	Average
<b>Other</b>	0	0	0	0									<b>0</b>
<b>Reunification</b>	-100%	0	+50%	+67%									<b>+20%</b>
<b>Housed</b>	+20%	0	-31%	-63%									<b>-27%</b>
<b>Total Exit</b>	0	0	-21%	-47%									<b>-22%</b>

**Homeless Solutions for Boulder County Executive Board**  
**June 9, 2023, 8:00 - 10:00am**  
**Teams Meeting**

**Attendance:**

Jim Adams-Berger, Robin Bohannon, Susan Caskey, Frank Cole, Vicki Ebner, Heidi Grove, Susana Lopez-Baker, Devon Kissick-Kelly, Karen Kreutzberg, Eliberto Mendoza, Gwendolyn Mossman, Megan Newton, Jamie Rife, Carlene Okiyama, Christina Pacheco

**Public Comment – None**

**Minutes – May Approved**

**Board Brief review**

- Overall, the number of Coordinated Entry screenings were higher in April 2023 compared to the same time frame in the prior year (2022).
- Housing exits through HMIS data system saw a 22% decrease overall all for the calendar year.
- On average, 30 individuals exit homelessness per month for calendar year.
- Adding supplemental reports next month.

**Discussion Items**

- Grants Update
  - Shared Prop123 information from state with Executive Directors.
  - Received officially budget allocation for HB 22-1377. Grant will fund two staff position, bridge housing, and mountain outreach activities.
  - HB 22-1377 grant awarded to Housing & Human Services will fully fund bridge housing. Rapid rehousing and helpline not funded.
  - Pending award notification from Behavioral Health Administration. Grant emphases is on treatment and recovery services. The funds will be sub awarded to Redpoint Center for outpatient services, and to Tribe Recovery Homes for services and capital investment.
  - City of Boulder has been awarded \$2,000,000 for the respite center.
- Update/Discussion on Current Projects
  - Medical Respite Center – City of Boulder in conversations with Clinic and Boulder Community Health.
  - Day Center – Working through contract process with Boulder Shelter for the Homeless. Funding will run for the first year. Also, working with neighbors on community communication.
  - High Utilizers Group - Operations team working with existing resources. Project proposal is currently in process. Updates will be provided to the Executive Board in future meetings..
- County Parking Ordinance
  - Ordinance has been drafted. County Commissioners are taking time to take comments on how rules and regulations are going to be enforced.

- Methamphetamine Policy Discussion
  - Held listening session with Boulder County Public Health and Homeless Solutions for Boulder County housing providers and Public Housing Authorities around the impact of methamphetamine contaminated units.  
Next steps: Work with Public Health to engage the state regarding policy. Other counties are beginning coming forward with similar concerns, Public Health is engaged in these conversations. Colorado Dept of Public Health is currently conducting evidence-based research to assess any policy changes.
- Regional Housing Summit
  - Tentatively scheduled for November 8, 2023. Based on agenda topics, Summit is tentatively scheduled to be a full day focused on affordable housing and homelessness. Discussion asking the following questions:
    1. What are 2 topics you would want to see covered at a housing summit in regard to homelessness?
    2. What would bringing in community voice look like?
    3. What takeaways or action items would you hope to see at the end of the summit?
- Overview of Metro Area County Commissioners Discussions to Date
  - Metro Area County Commissioners have identified the following priorities:
    - (1) Housing
    - (2) Supportive Services
    - (3) Creating a regional supportive behavioral health campus (Larimer and Aurora)
- Potential Evaluation Focus Areas
  - Discussed purpose and methodology that will be included into a Request for Proposal to solicit vendors. Homeless Solutions for Boulder County strategies were incorporated 6 years ago. The aim of the evaluation is to assess the current strategies and identify gaps in the current system to update the long term strategic plan.

Next steps: Systems wide level focus that incorporates individual client experience. Work with Policy Implementation Team and return to the Executive Board with recommendations that includes costs/budget.

### **General Updates**

- Strategic Listening Session
  - Scheduled for June 23, 2023. Sandi will facilitate. Findings and recommendations will be shared with the Executive Board at a later meeting..
- Presentation to Longmont City Council 6/20
  - Presenting Tribe Recovery Homes program to explore and receive permission from City Council to purchase property in Longmont as well as offer outpatient services to Longmont residents.

### **Partner updates**

#### **Boulder County**

None



**Boulder County Housing & Human Services**

Boulder County Housing Authority applied for six additional match vouchers.

**City of Longmont**

Brought together faith community to engage opportunities for funding to create a shelter. Continue to explore pallet shelter approaches to homelessness Update on Lamp Lighter Motel closing. HOPE has temporarily paused the for safe lot program and is currently not taking any new clients.

**City of Boulder**

Increased cost of rental housing continues to be a challenge. Discussion on how to mitigate structural nature of housing provided when vouchers cannot be placed to units. Looking at subset of high utilizer populations.

**Metro Denver Homeless Initiative**

Federal grant for transition aged youth. Built for Zero has demonstrated successes with a 15% reduction in veteran homelessness. Currently, the regional by-name list is below 400 veterans.

**Boulder Housing Partners**

Mt. Calvary broke ground and will bring 50 units of permanently affordable housing for elders, 10 units have been set aside for Permanent Supportive Housing for individuals experiencing homelessness that are elder.

**Adjourned 9:50**