



2024 Presidential Primary Post-Election Risk-Limiting Audit

March 19, 2024

Agenda

- Introductions
- History of Post-Election Audits in CO
- What is a Risk-Limiting Audit
- How the RLA Works
- Preparing for the RLA
- Audit and Canvass Board Duties
- Conducting the Audit

History of Post-Election Audits in CO

- Before 2017, Colorado law required county clerks to conduct random post-election audits after Election Day and before certifying official results
- Starting in 2017, Colorado law required counties to conduct risk-limiting audits (RLAs)
- The Secretary of State (SOS) publishes Election Rules specifying the manner in which RLAs must be conducted
- Colorado was the first state in the nation to conduct and now require a statewide RLA

What is a Risk-Limiting Audit (RLA)

- A post-election audit that provides:
 - Strong statistical evidence that the election outcome is correct and has a high probability of identifying an incorrect outcome
 - The public with evidence that election outcomes reflect the votes cast by voters on their paper ballots
- It limits the risk that an incorrect election tabulation outcome will escape discovery
- The audit process reviews how a random sample of ballots' votes were captured at the time they were processed by comparing the recorded votes in the Cast Vote Record (CVR) (i.e., the voting system report that lists the individual votes cast for each ballot) to the actual physical paper ballots
- RLAs are conducted in 63 of 64 CO counties (San Juan is a hand-count county)

How the RLA Works

- Physically pull the random paper ballots assigned by the SOS
- Record the votes from the individual paper ballots into the RLA software
- The software compares the votes recorded to the votes captured in the Cast Vote Record (CVR)
- The software identifies any discrepancies found
- If a discrepancy is found, we address it in coordination with the State
- As it is a statewide audit, additional rounds may be required even if Boulder County has no discrepancies

Preparing for the RLA

Secretary of State

- Maintains the software used by counties to conduct the risk-limiting audit
- Establishes the random seed (public meeting w/the dice roll)
- The random seed is applied to the Cast Vote Record to determine the unique ballots for each county to pull

Boulder County

- Ballots have no unique identifying numbers on them when printed
 - During the scan process, a unique identifying number is imprinted on each ballot
 - This unique number is captured in the Cast Vote Record along with the individual votes from that ballot
 - The Cast Vote Record file is securely submitted to the State on the 9th day following the election (after military/overseas mail and cure deadline)
-

Audit and Canvass Board Duties

C.R.S 1-7-515 and Election Rule 25

Audit Board

- Complete the election judge oath
- Verify that the seals on the appropriate storage containers are those recorded on the applicable chain-of-custody logs
- Each Bi-Partisan Audit Board will observe the location and retrieval of ballots from the appropriate storage containers.
- If applicable, interpret voter markings on ballots selected for audit in accordance with the SOS Voter Intent Guide
- If a duplicated ballot is audited the original will be referenced by the board
- Sign and date a report of the results of the RLA

Canvass Board

- Observe at least the first round of audit

Conducting the Audit - Contests

Audited Contests

Statewide

- President of the United States - Republican Party

County

- President of the United States - Democratic Party

Conducting the Audit - Overview

- Two bipartisan Audit Board Teams and RLA application operators
- 1st Audit Board member read ballot markings aloud, Operator records, 2nd Audit Board member confirms recorded markings match paper ballot
- Approximately 10 ballots per "tray."
- Reference information (if needed):
 - Voter Intent Guide
 - Duplication information
- Tips - accuracy, verify information, focus, noise
- Observing and watching are silent activities
- Detailed instructions will be show at the end of the presentation

Questions?

- To facilitate the timely completion of the RLA process questions should be directed as follows:
 - Questions about the RLA process from audit or canvass board members can be directed to Josh Hansen
 - Watchers may direct their questions to our Watcher Host
 - Observers may direct their questions to our Elections Director, Stephanie Gnoza
 - For general questions about the election process please email vote@bouldercounty.gov

Conducting the Audit - Setup

- Seal verification
 - One board member reads the seal on the box while the other confirms it matches our chain of custody log.
 - Once a seal has been verified, each board member initials the log.
- Observe the pulling of the assigned audit board tray of ballots
 - Audit board members will observe as staff identify and pull each selected ballot.
 - After a tray has been completed it will be reviewed by another staff member for accuracy.
- Once the tray is being reviewed for accuracy, operators sign into the RLA software
 - Scroll down and click on the assigned audit board.
 - Enter the names and affiliations of your audit board. Keep track of who is audit board member 1 and member 2 as this will be referenced later.
- Audit board please review the ballot manifest on the page and confirm your tray matches the manifest for the board you are signed into.

Conducting the Audit - Execution

- Press the start audit button after the board confirms they have the correct tray of ballots.
- A pop up will appear with the tabulator, batch, ballot position and ballot type. Both board members please verbally confirm these match the ballot you are inspecting to the operator.
- The board member with the physical ballot will verbally indicate to the operator the ballot markings. The other observes the operator making the matching selection.
 - Be sure to use the Colorado Voter Intent Guide when ballot markings are unclear or incorrect.
 - When all contest are marked, please select review. For this audit, each ballot only has one contest.
- Hand the ballot to your partner. Now the person who was observing the marking the first time will read from the ballot while the other member confirms that the selections in the RLA software are correct.
- If correct, press submit and next ballot card.

Conducting the Audit - Completion

- When all ballots have been entered, you will come to a Final Review page.
 - If you need to re-audit any of the ballots in your tray you will have the option to here, otherwise please hit the Review Complete – Finish Round
- The next screen says Congratulations! But you are not quite complete. Operators, please scroll down and allow the respective audit board member to type their name into the attestation.
 - Once both names have been typed, please click submit
- Check that your audit board went from blue to orange. If it is orange, you have completed your portion of the audit.

Boulder County Audit Report
Generated 03/19/2024 01:48 PM
Primary Election - 03/05/2024

Audit Random Seed 49879697059735635258
Audit Risk Limit 0.030

Total Ballot Cards In Manifest 94038
Total CVRs in CVR Export File 94038
Total Ballot Cards Audited 20
Number of Audit Rounds 1

Round Summary	1	Total
Ballot Cards Audited	20	20
Discrepancies (Audited Contests)	0	0
Discrepancies (Non-Audited Contests)	0	0
Disagreements (Audited Contests)	0	0
Disagreements (Non-Audited Contests)	0	0

Audited Contests

President of the United States - REP - Vote For 1

Choice	W/L	Votes	Margin	Diluted Margin %
Nikki Haley	W	19322	4513	4.79912376
Donald J. Trump	L	14809		
Chris Christie	L	490		
Ron DeSantis	L	439		
Vivek Ramaswamy	L	261		
Ryan L Binkley	L	86		
Asa Hutchinson	L	78		
Rachel Hannah "Mohawk" Swift	L	4		
Walter Iwachiw	L	0		

Boulder - President of the United States - DEM - Vote For 1

Choice	W/L	Votes	Margin	Diluted Margin %
Joseph R Biden Jr	W	48565	43250	45.99204577
Noncommitted delegate	L	5315		
Marianne Williamson	L	1613		
Dean Phillips	L	1608		
Gabriel Cornejo	L	325		
Jason Michael Palmer	L	223		
Frankie Lozada	L	159		
Armando "Mando" Perez-Serrato	L	140		
Stephen P Lyons	L	71		

Round 1

Ballot Cards Audited 20

No Discrepancies Recorded
No Disagreements Recorded

Ballot Cards Selected

Imprinted ID	Audited	Discrepancy	Disagreement
101-21-132	Yes	No	No
101-32-83	Yes	No	No
101-58-59	Yes	No	No
101-104-132	Yes	No	No
101-105-8	Yes	No	No
102-58-27	Yes	No	No
102-92-2	Yes	No	No
102-112-109	Yes	No	No
103-17-122	Yes	No	No
103-36-129	Yes	No	No
103-55-88	Yes	No	No
103-76-109	Yes	No	No
105-49-57	Yes	No	No
105-67-50	Yes	No	No
105-85-70	Yes	No	No
107-21-41	Yes	No	No
107-30-83	Yes	No	No
108-35-280	Yes	No	No
108-40-40	Yes	No	No
108-40-55	Yes	No	No

Affirmation

We hereby affirm that the results presented in this report are accurate to the best of our knowledge.

Round 1

Audit board 1: Valerie Walsh Kathy Ludwig

Audit board 2: Patricia Feeser Cathy Jarrett

County Clerk





2024 Presidential Primary Election Canvass Board Meeting

March 21, 2024

Agenda

- Introductions and Meeting Protocol
- Duties of Canvass Board (checklist)
- Risk Limiting Audit
- Ballot Reconciliation Summaries
- First and Second Floor Ballot Processing Summaries
- VSPC Statement of Ballots Summary
- Scan Room Summary
- Duties of Canvass Board (recap)
- Presentation Q & A
- Certification (poll members, certify abstract)

Duties of the Canvass Board

Colorado Revised Statutes - Title 1

1-10-101.5 Duties of the canvass board

- (1) The canvass board shall:
 - (a) Reconcile the ballots cast in an election to confirm that the number of ballots counted in that election does not exceed the number of ballots cast* in that election;
 - (b) Reconcile the ballots cast in each precinct in the county to confirm that the number of ballots cast does not exceed the number of registered electors in the precinct; and
 - (c) Certify the abstract of votes cast in any election and transmit the certification to the secretary of state. A majority of canvass board members' signatures shall be sufficient to certify the abstract of votes cast in any election. When unable to certify the abstract of votes by the majority of the board for any reason, the canvass board shall transmit the noncertified abstract of votes to the secretary of state along with a written report detailing the reason for non-certification.
- Refer to Reconciliation Report, Appendix 1

**Ballots cast means the total number of ballots received by the county clerk in an election (includes accepted and rejected). Ballots cast does not include mail ballot envelopes returned to the county clerk by the U.S. Postal Service as undeliverable.*

Risk Limiting Audit

- Election Rule 10.3.2(b) - the Canvass Board must:
 - Observe the post-election audit in accordance with section 1-7-514(4), C.R.S., and Election Rule 25.2
- Election Rule 10.4 – No canvass board may certify official results until authorized to do by the SOS.
 - Boulder County received authorization on March 20

Boulder County Audit Report		
Generated 03/19/2024 01:48 PM		
Primary Election - 03/05/2024		
Audit Random Seed	49879697059735635258	
Audit Risk Limit	0.030	
Total Ballot Cards In Manifest	94038	
Total CVRs in CVR Export File	94038	
Total Ballot Cards Audited	20	
Number of Audit Rounds	1	
Round Summary	1	Total
Ballot Cards Audited	20	20
Discrepancies (Audited Contests)	0	0
Discrepancies (Non-Audited Contests)	0	0
Disagreements (Audited Contests)	0	0
Disagreements (Non-Audited Contests)	0	0

Affirmation


We hereby affirm that the results presented in this report are accurate to the best of our knowledge.

Round 1

Audit board 1: Valerie Walsh Kathy Ludwig

Audit board 2: Patricia Feeser Cathy Jarrett

County Clerk



Reconcile Ballots Cast to Counted (County Level)

Ballots Received – Appendix 1

1-10-101.5 Duties of the canvass board

(1) The canvass board shall:

- (a) Reconcile the ballots cast in an election to confirm that the number of ballots counted in that election does not exceed the number of ballots cast in that election;

Eligible Voters (EX003 - SCORE Registered Voter List)				SCORE Voter Credit And Ballots Cast					Dominion Ballots	Reconciliation		
Precinct	Active Voters	Inactive Voters	Registered Electors	Accepted Mail-In	Accepted In-Person	Vote Credit	Rejected Mail-In	Ballots Cast	Ballots Counted	Difference: Ballots Counted - Vote Credit	1-10- 101.5(a): Ballots Counted - Ballots Cast	1-10- 101.5(b): Ballots Cast - Registered Electors
Total	219,082	28,771	247,853	92,731	1,307	94,038	2,005	96,043	94,038	0	(2,005)	(151,810)
				Accepted Provisionals:		0		0				
				Rejected Provisionals:			0	0				
Adjusted Totals at Election Close:				94,038		2,005		96,043	94,038	0		

Reconcile Registered Electors to Ballots Cast

Ballots Received – Appendix 1

1-10-101.5 Duties of the canvass board

(1) The canvass board shall:

(b) Reconcile the ballots cast in each precinct in the county to confirm that the number of ballots cast does not exceed the number of registered electors in the precinct; and

Eligible Voters (EX003 - SCORE Registered Voter List)				SCORE Voter Credit And Ballots Cast					Dominion Ballots	Reconciliation		
Precinct	Active Voters	Inactive Voters	Registered Electors	Accepted Mail-In	Accepted In-Person	Vote Credit	Rejected Mail-In	Ballots Cast	Ballots Counted	Difference: Ballots Counted - Vote Credit	1-10- 101.5(a): Ballots Counted - Ballots Cast	1-10- 101.5(b): Ballots Cast - Registered Electors
002	3	0	3	0	0	0	0	0	23	23	23	(3)
Total	219,082	28,771	247,853	92,731	1,307	94,038	2,005	96,043	94,038	0	(2,005)	(151,810)
Accepted Provisionals:				0				0				
Rejected Provisionals:						0		0				
Adjusted Totals at Election Close:				94,038	2,005	96,043			94,038	0		

Note: Precinct-to-Precinct differences in the "Difference" column above can be explained as follows:

Twenty-three voters from various precincts returned statewide ballots, which were duplicated onto a 002 precinct ballot as part of our standard process. For example, a voter registered in Precinct 910 received credit there, but their ballot was counted in precinct 002, where no votes were actually cast.

Reconcile Ballots Counted to Vote Credit

Ballots Received – Appendix 1

BCCR Responsibility

Eligible Voters (EX003 - SCORE Registered Voter List)				SCORE Voter Credit And Ballots Cast					Dominion Ballots	Reconciliation		
Precinct	Active Voters	Inactive Voters	Registered Electors	Accepted Mail-In	Accepted In-Person	Vote Credit	Rejected Mail-In	Ballots Cast	Ballots Counted	Difference: Ballots Counted - Vote Credit	1-10- 101.5(a): Ballots Counted - Ballots Cast	1-10- 101.5(b): Ballots Cast - Registered Electors
Total	219,082	28,771	247,853	92,731	1,307	94,038	2,005	96,043	94,038	0	(2,005)	(151,810)
Accepted Provisionals:						0		0				
Rejected Provisionals:							0	0				
Adjusted Totals at Election Close:						94,038	2,005	96,043	94,038	0		

First Floor Reconciled Ballot Summary

In SCORE		
Accepted	Agilis	91,857
	UOCAVA (electronic)	572
	Manual Process	302
	Total Accepted	92,731
Rejected	Agilis	633
	UOCAVA (electronic)	58
	Manual Process	1,314
	Total Rejected	2,005
	Total in SCORE	94,736
Not in SCORE		
Accepted	Property Owner	0
	Total Accepted	0
Rejected	Property Owner	0
	Out of County / State	484
	Total Rejected	484
	Total Not in SCORE	484
Total Processed/Received		95,220

Envelopes Sent to 2nd Floor	
Mail	92,159
UOCAVA (electronic)	572
Total SCORE Sent	92,731
Property Owner	0
Total	92,731

Second Floor Reconciled Ballot Summary

Envelopes From 1st Floor

Source: Ballot Accounting System Transport Log Export
Received and Batched

Mail Ballots	91,552
UOCAVA (electronic)	572
Other Ballot Types*	607
Total Received	92,731

Sent to Scan Room

Mail Ballots	92,159
UOCAVA (electronic)	572
Property Owner	0
Total Batched	92,731

Ballots From VSPCs

Source: Ballot Accounting System VSPC Transport Log Export
Received and Batched

ICX	273
Flat	1,034
Flat Provisional	0
Total Received	1,307

Sent to Scan Room

ICX	273
Flat	1,034
Flat Provisional	0
Total Batched	1,307

GRAND TOTAL BATCHED **94,038**

Duplication

596

Includes accepted Mail, UOCAVA, Accessible, Emergency, and Statewide Ballots.

Notes

*Other Ballot Types include: VIPS, Manual Process, Accessible, Statewide, and Emergency Ballots.

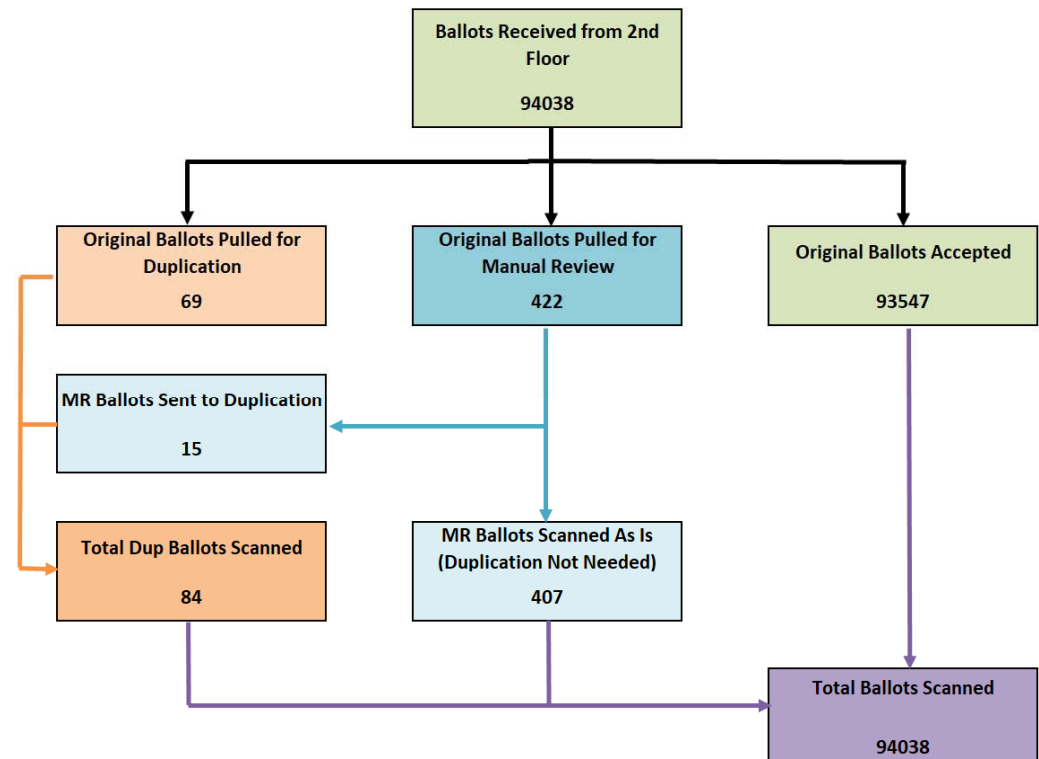


VSPC Statement of Ballots Summary

VSPC Location	SCORE				Ballot Printing										Forms				Flat Ballot Count	ICX Ballot Count
	In-Person Paper	In-Person ICX	Mail	Total Issued	Printed					Inactive					In-Person Paper	In-Person ICX	Mail	Total Forms		
					In-Person Paper	In-Person ICX	Mail	Provisional	Total Printed	In-Person Paper	In-Person ICX	Mail	Total Voided*	Net Printed						
Boulder Clerk & Recorder	347	78	35	460	358	81	41	0	480	11	3	6	20	460	347	78	35	460	347	78
Southeast County Community Hub	130	74	9	213	137	77	10	0	224	7	3	1	11	213	130	74	9	213	130	74
CU - University Memorial Center	215	68	4	287	221	72	4	0	297	6	4	0	10	287	215	68	4	287	215	68
St. Vrain Community Hub	342	53	21	416	359	55	23	0	437	17	2	2	21	416	342	53	21	416	342	53
TOTALS:	1034	273	69	1376	1075	285	78	0	1438	41	12	9	62	1376	1034	273	69	1376	1034	273

Scan Room Reconciled Ballot Summary

System	Ballots Accepted	Original Damaged Ballots Pulled for Duplication	Original Manual Review Ballots Pulled for Review
A	24278	6	125
B	20728	14	102
C	11771	10	52
D	150	0	0
E	12859	17	68
F	10876	8	49
G	7023	6	21
H	6203	8	5
I	0	0	0
J	150	0	0
Sum	94038	69	422



94038 Ballot Processing Count ("Received by Scan Room" in BAS)

94038 ENR "Total Ballots Counted" (Election day and after)

Duties of the Canvass Board - Recap

1-10-101.5(1)(a), Rule 10.3.2(a)(1)

- Confirm that the number of ballots counted in that election does not exceed the number of ballots cast in that election / Reconciling the number of ballots counted to the number of ballots cast

Tally of Ballots Counted	
Precinct Ballots Counted	94,038
Total	94,038

Ballots Cast	
Accepted Mail Ballot	92,731
Voted In-Person	1,307
Accepted Provisional	0
Total Accepted	94,038
Rejected Mail Ballot	2,005
Rejected Provisional	0
Total Rejected	2,005
Total Ballots Cast	96,043

1-10-101.5(1)(b), Rule 10.3.2(a)(2)

- Confirm that the number of ballots cast does not exceed the number of registered electors / Reconciling the number of ballots cast to the number of voters who voted

Registered Electors	
Active Voters	219,082
Inactive Voters	28,771
Total	247,853

Question and Answer



Duties of the Canvass Board

Abstract Certification

1-10-101.5 Duties of the canvass board

(1) The canvass board shall:

(c) Certify the abstract of votes cast in any election and transmit the certification to the secretary of state.

Election Rule 10.6.1

- The official county abstract must include, by precinct or ballot style, where applicable:
 - total number of active registered electors on election day
 - total number of registered elections (active & inactive) on election day
 - statement of votes counted by race & ballot question or issue; and
 - total number of ballots cast in the election

To satisfy these requirements, the Abstract includes:

- Reconciliation Report & Appendix 1
- Statement and Summary of Votes

Thank you!



Boulder County 2024 Presidential Primary Election

Reconciliation Report

March 5, 2024

OVERVIEW

The purpose of the canvass is to account for every ballot cast and ensure that every valid vote cast is included in the election totals. This involves accounting for every mail ballot, in-person ballot, provisional ballot, rejected ballot, and military and overseas ballot (UOCAVA).

Colorado Revised Statutes, Title 1, 1-10-101.5 Duties of the Canvass Board:

- 1) The Canvass Board shall:
 - (a) Reconcile the ballots cast in an election to confirm that the number of ballots counted in that election does not exceed the number of ballots cast in that election;
 - (b) Reconcile the ballots cast in each precinct in the county to confirm that the number of ballots cast does not exceed the number of registered electors in the precinct; and
 - (c) Certify the abstract of votes cast in any election and transmit the certification to the Secretary of State. A majority of Canvass Board members' signatures shall be sufficient to certify the abstract of votes cast in any election. When unable to certify the abstract of votes by the majority of the board for any reason, the Canvass Board shall transmit the noncertified abstract of votes to the Secretary of State along with a written report detailing the reason for noncertification.

The Canvass Board's duties regarding reconciliation are included in Election Rule 10.3.2(a):

- (a) Conduct the canvass and certify the official abstract of votes in accordance with section 1-10-101.5, C.R.S., by:
 - (1) Reconciling the number of ballots counted to the number of ballots cast; and
 - (2) Reconciling the number of ballots cast to the number of voters who voted.

To reconcile the election, we track voted ballots as they pass through the election process. This report follows Election Rule 10.5 Procedures for Canvass and presents summary data for the overall election, as required by Election Rule 10.5.1, as well as a detailed accounting of ballots on a precinct-by-precinct basis. In addition, references to the data, reports, or documentation listed in the Canvass Board Checklist are available to allow the Canvass Board to fulfill its statutory duty. The reconciliation process focuses on the reception of ballots through the assignment of voter credit.

BALLOTS RECEIVED

Mail ballots are received in several ways:

- Post Office
- Secure 24-hour drop boxes
- Drop-off ballot boxes located at Voter Service and Polling Centers
- Secure drive by drop-off boxes on Election Day

The mail ballot envelopes are signature verified by election judges, accepted or rejected, and recorded accordingly in SCORE. Voted paper ballots from Voter Service and Polling Center (VSPC) locations arrive in separate ballot boxes from mail ballots. Because vote credit was already recorded in SCORE when the voter's ID was verified at the VSPC, these ballots go directly to scanning, adjudication, and tallying after being batched.

Figure 1 illustrates the process by which mail ballots are received, prepared, scanned, tallied, and recorded in the Cast Vote Record (CVR).

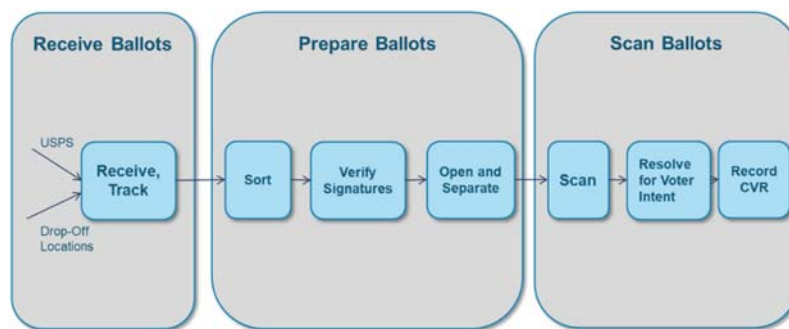


Figure 1

Determining whether a ballot envelope is accepted or rejected is based on several factors. For example, it may be rejected because the signature on the ballot envelope does not match the voters reference signature(s) in their registration record, the ballot envelope may be missing a signature, or the voter was required to return ID with their ballot envelope and failed to do so.

Letters are sent to these voters allowing them to “cure” their ballot envelope by returning a signed affidavit with a copy of their ID (due by the 8th day after the election). Only the ballots contained in accepted envelopes are eligible to proceed through the process to scanning, adjudication, and tallying.

Appendix 1 provides a precinct-by-precinct accounting of eligible voters, ballots cast, and ballots counted. This report fulfills Election Statute 1-10-101.5, and Rule 10.3.2(a). Appendix 1 includes the following sections:

1. Eligible Voters
2. SCORE Voter Credit and Ballots Cast
3. Dominion Ballots (Ballots Counted)
4. Reconciliation

The Eligible Voters section includes both active and inactive voters, providing the total number of registered electors. The SCORE Voter Credit and Ballots Cast section includes the number of mail and in-person ballots accepted in SCORE, as well as the number of rejected mail ballots. The sum of these three categories provides the total number of ballots cast. The Dominion Ballots section reflects the number of ballots counted by the tabulation system. The Reconciliation section compares eligible voters, vote credit, ballots cast, and ballots counted to verify that statutory requirements have been met.

As outlined in Rule 10.5.1, the designated election official must provide the following information to the Canvass Board. This section presents, in order, the information required by rule and cites the source document for the information:

- (a) The name of each candidate, office, and votes received; **(Summary of Votes)**
- (b) The number or letter of each ballot issue or question and votes received; **(Summary of Votes)**
- (c) The total number of ballots cast; **(Appendix 1)**

Ballots Cast	
Accepted Mail Ballot	92,731
Voted In-Person	1,307
Accepted Provisional	0
Total Accepted	94,038
Rejected Mail Ballot	2,005
Rejected Provisional	0
Total Rejected	2,005
Total Ballots Cast	96,043

Figure 2

- (d) The number of provisional ballots cast **(BP-012C)**, including totals for:
 - (1) Ballots accepted by each code; and

Provisional Ballots Accepted	
AOK - Confirmed Voters Eligibility	0
Total	0

Figure 3

- (2) Ballots rejected by each code.

Provisional Ballots Rejected	
RAB - Mail-In Ballot Issued/Voted	0
Total	0

Figure 4

(e) The number of mail ballots cast, including totals for:

(1) Ballots accepted (**Appendix 1**); and

Mail Ballots Accepted	
Total	92,731

Figure 5

(2) Ballots rejected by each code (**BP-012B**).

Mail Ballots Rejected	
ID Required - Not Provided	3
Voted Wrong Ballot	3
Two Ballots in One Envelope	3
Void / Not Voted	6
Voted Wrong Primary Party Ballot	20
Empty Envelope	51
No Signature	61
Received After 7pm on Election Day	231
Signature Discrepancy	572
Voted More Than One Ballot	1,055
Total	2,005

Figure 6

(f) The number of in-person ballots counted (**Appendix 1**)

In-Person Ballots Counted	
In-Person Paper	1,034
In-Person BMD	273
Total	1,307

Figure 7

(g) The number of damaged and spoiled ballots.

Damaged/Spoiled Ballot Summary	
Damaged Ballots	84
Spoiled Ballots From VSPCs	36

Figure 8

(h) The number of ballots cast in each party's primary election including total for:

(1) Ballots accepted in each party's primary election by affiliated and unaffiliated voters; and

Ballots Cast by Party					
	DEM	REP	UAF	OTHER	Total
Ballots Accepted	42,986	13,851	37,201	-	94,038
Ballots Rejected	379	118	1,502	6	2,005
Ballots Cast	43,365	13,969	38,703	6	96,043

Figure 9

(2) Ballots rejected by each code

Ballots Rejected by Party by Code					
	DEM	REP	UAF	OTHER	Total
ID Required - Not Provided	1	-	2	-	3
Voted Wrong Ballot	3	-	-	-	3
Two Ballots in One Envelope	1	2	-	-	3
Void / Not Voted	3	3	-	-	6
Voted Wrong Primary Party Ballot	11	1	2	6	20
Empty Envelope	33	4	14	-	51
No Signature	21	11	29	-	61
Received After 7pm on Election Day	106	23	102	-	231
Signature Discrepancy	190	70	312	-	572
Voted More Than One Ballot	10	4	1,041	-	1,055
Total	379	118	1,502	6	2,005

Figure 10

(i) **Not applicable** - The ranked voting results report required by section 1-71003(7)(a)(I) and (III), C.R.S.

STATUTORY REQUIREMENT FULFILLED

Based on the reconciliation activities performed for this canvass and reported herein, it is determined that the requirements of Colorado Revised Statute 1-10-101.5 have been met. As Figure 11 demonstrates, **the number of ballots counted is equal to or less than the number of ballots cast (accepted plus rejected ballots)** and as Figure 12 demonstrates, **the number of ballots cast is equal to or less than the number of registered voters.**

Ballots Cast	
Accepted Mail Ballot	92,731
Voted In-Person	1,307
Accepted Provisional	0
Total Accepted	94,038
Rejected Mail Ballot	2,005
Rejected Provisional	0
Total Rejected	2,005
Total Ballots Cast	96,043

Tally of Ballots Counted	
Precinct Ballots Counted	94,038
Total	94,038

Figure 11

Ballots Cast	
Accepted Mail Ballot	92,731
Voted In-Person	1,307
Accepted Provisional	0
Total Accepted	94,038
Rejected Mail Ballot	2,005
Rejected Provisional	0
Total Rejected	2,005
Total Ballots Cast	96,043

Registered Electors	
Active Voters	219,082
Inactive Voters	28,771
Total	247,853

Figure 12

Notes:

1. Ballots Cast includes ballots that are ultimately not counted for various reasons. Voters have until 11:59 p.m. on the 8th day following Election Day to “cure” these issues. Not every voter does so in this timeframe. If they do not, their cast ballot is not counted.
2. Active Voters in Figure 12 includes 693 confidential voters. Confidential voters are not included in publicly available reports.
3. All voter registration numbers reported herein are as of Election Day and include active voters who were 18 by March 5, 2024.

Appendix 1 - Ballots Received

Eligible Voters (EX003 - SCORE Registered Voter List)				SCORE Voter Credit And Ballots Cast					Dominion Ballots	Reconciliation		
Precinct	Active Voters	Inactive Voters	Registered Electors	Accepted Mail-In	Accepted In-Person	Vote Credit	Rejected Mail-In	Ballots Cast	Ballots Counted	Difference: Ballots Counted - Vote Credit	1-10-101.5(a): Ballots Counted - Ballots Cast	1-10-101.5(b): Ballots Cast - Registered Electors
002	3	0	3	0	0	0	0	0	23	23	23	(3)
003	3	0	3	0	0	0	0	0	0	0	0	(3)
100	1505	161	1666	598	1	599	18	617	598	-1	(19)	(1,049)
101	1325	134	1459	550	3	553	14	567	552	-1	(15)	(892)
102	1050	483	1533	249	4	253	13	266	252	-1	(14)	(1,267)
103	1124	83	1207	475	3	478	18	496	478	0	(18)	(711)
104	1046	103	1149	449	9	458	18	476	458	0	(18)	(673)
105	1543	197	1740	669	6	675	19	694	675	0	(19)	(1,046)
106	1048	184	1232	476	9	485	10	495	485	0	(10)	(737)
200	1096	123	1219	559	0	559	11	570	559	0	(11)	(649)
201	1046	150	1196	474	5	479	9	488	478	-1	(10)	(708)
202	659	83	742	350	6	356	3	359	356	0	(3)	(383)
203	903	96	999	416	4	420	12	432	421	1	(11)	(567)
204	1519	138	1657	734	9	743	11	754	742	-1	(12)	(903)
205	987	82	1069	472	4	476	9	485	476	0	(9)	(584)
206	1052	74	1126	541	0	541	18	559	541	0	(18)	(567)
207	1536	56	1592	802	2	804	18	822	804	0	(18)	(770)
208	1056	88	1144	451	3	454	9	463	454	0	(9)	(681)
209	1379	223	1602	606	3	609	11	620	609	0	(11)	(982)
210	1304	172	1476	679	10	689	12	701	689	0	(12)	(775)
211	838	83	921	409	0	409	9	418	409	0	(9)	(503)
212	1215	129	1344	567	9	576	6	582	576	0	(6)	(762)
300	1872	300	2172	755	11	766	15	781	766	0	(15)	(1,391)
301	1837	149	1986	727	12	739	14	753	739	0	(14)	(1,233)
302	1877	171	2048	799	13	812	22	834	812	0	(22)	(1,214)
303	923	121	1044	360	7	367	4	371	367	0	(4)	(673)
304	1028	62	1090	482	4	486	18	504	486	0	(18)	(586)
305	1117	137	1254	436	1	437	9	446	437	0	(9)	(808)
306	1195	112	1307	539	1	540	8	548	540	0	(8)	(759)

Appendix 1 - Ballots Received

Eligible Voters (EX003 - SCORE Registered Voter List)				SCORE Voter Credit And Ballots Cast					Dominion Ballots	Reconciliation		
Precinct	Active Voters	Inactive Voters	Registered Electors	Accepted Mail-In	Accepted In-Person	Vote Credit	Rejected Mail-In	Ballots Cast	Ballots Counted	Difference: Ballots Counted - Vote Credit	1-10-101.5(a): Ballots Counted - Ballots Cast	1-10-101.5(b): Ballots Cast - Registered Electors
307	1409	270	1679	417	18	435	10	445	435	0	(10)	(1,234)
308	1039	127	1166	449	11	460	6	466	460	0	(6)	(700)
309	1134	72	1206	580	3	583	9	592	582	-1	(10)	(614)
310	1489	133	1622	678	11	689	13	702	688	-1	(14)	(920)
311	810	100	910	361	2	363	9	372	363	0	(9)	(538)
312	1028	58	1086	509	2	511	8	519	511	0	(8)	(567)
313	1286	84	1370	658	10	668	10	678	668	0	(10)	(692)
314	1473	91	1564	659	2	661	16	677	661	0	(16)	(887)
315	848	39	887	411	6	417	5	422	417	0	(5)	(465)
316	1296	94	1390	684	2	686	11	697	686	0	(11)	(693)
400	1985	129	2114	765	12	777	22	799	777	0	(22)	(1,315)
401	1524	114	1638	663	5	668	12	680	668	0	(12)	(958)
402	1448	101	1549	700	13	713	17	730	713	0	(17)	(819)
403	1438	123	1561	657	2	659	11	670	659	0	(11)	(891)
404	1779	134	1913	729	2	731	24	755	730	-1	(25)	(1,158)
405	1193	58	1251	603	8	611	6	617	611	0	(6)	(634)
406	1629	131	1760	719	5	724	20	744	724	0	(20)	(1,016)
407	467	30	497	240	1	241	5	246	241	0	(5)	(251)
408	620	44	664	294	3	297	10	307	297	0	(10)	(357)
500	1200	82	1282	576	6	582	7	589	582	0	(7)	(693)
501	921	58	979	425	2	427	5	432	427	0	(5)	(547)
502	1424	100	1524	694	3	697	16	713	697	0	(16)	(811)
503	569	49	618	198	1	199	12	211	199	0	(12)	(407)
504	2277	389	2666	971	15	986	16	1002	986	0	(16)	(1,664)
505	914	62	976	452	3	455	10	465	455	0	(10)	(511)
506	1415	78	1493	708	5	713	13	726	713	0	(13)	(767)
507	1920	295	2215	858	11	869	18	887	869	0	(18)	(1,328)
508	1552	60	1612	756	4	760	15	775	760	0	(15)	(837)
509	1554	126	1680	779	5	784	17	801	784	0	(17)	(879)
510	1217	77	1294	563	5	568	12	580	568	0	(12)	(714)

Appendix 1 - Ballots Received

Eligible Voters (EX003 - SCORE Registered Voter List)				SCORE Voter Credit And Ballots Cast					Dominion Ballots	Reconciliation		
Precinct	Active Voters	Inactive Voters	Registered Electors	Accepted Mail-In	Accepted In-Person	Vote Credit	Rejected Mail-In	Ballots Cast	Ballots Counted	Difference: Ballots Counted - Vote Credit	1-10-101.5(a): Ballots Counted - Ballots Cast	1-10-101.5(b): Ballots Cast - Registered Electors
600	1891	309	2200	610	10	620	13	633	620	0	(13)	(1,567)
601	1195	164	1359	364	8	372	9	381	372	0	(9)	(978)
602	876	86	962	347	5	352	7	359	352	0	(7)	(603)
603	1494	101	1595	707	5	712	18	730	712	0	(18)	(865)
604	1034	119	1153	465	6	471	4	475	471	0	(4)	(678)
605	1150	89	1239	556	1	557	16	573	557	0	(16)	(666)
606	1569	111	1680	806	5	811	21	832	811	0	(21)	(848)
607	1826	271	2097	703	13	716	24	740	716	0	(24)	(1,357)
608	1505	103	1608	689	14	703	15	718	703	0	(15)	(890)
609	1872	311	2183	539	6	545	21	566	545	0	(21)	(1,617)
610	1819	197	2016	815	7	822	19	841	822	0	(19)	(1,175)
611	1095	125	1220	499	6	505	9	514	505	0	(9)	(706)
612	1135	191	1326	442	7	449	13	462	449	0	(13)	(864)
613	1136	141	1277	392	9	401	9	410	400	-1	(10)	(867)
614	743	89	832	274	5	279	10	289	279	0	(10)	(543)
615	1762	183	1945	866	13	879	11	890	879	0	(11)	(1,055)
616	1447	281	1728	469	11	480	9	489	480	0	(9)	(1,239)
617	1569	166	1735	402	9	411	13	424	411	0	(13)	(1,311)
618	1466	116	1582	526	6	532	9	541	532	0	(9)	(1,041)
619	1731	162	1893	797	12	809	14	823	809	0	(14)	(1,070)
620	1557	167	1724	697	4	701	10	711	701	0	(10)	(1,013)
621	887	57	944	382	4	386	6	392	386	0	(6)	(552)
622	1017	123	1140	389	5	394	15	409	394	0	(15)	(731)
623	1744	179	1923	605	5	610	7	617	610	0	(7)	(1,306)
624	1621	160	1781	732	12	744	6	750	743	-1	(7)	(1,031)
625	1140	135	1275	495	6	501	15	516	501	0	(15)	(759)
626	1401	207	1608	582	15	597	13	610	597	0	(13)	(998)
627	968	48	1016	576	2	578	7	585	578	0	(7)	(431)
628	942	75	1017	480	5	485	9	494	485	0	(9)	(523)
629	1144	104	1248	609	3	612	8	620	612	0	(8)	(628)

Appendix 1 - Ballots Received

Eligible Voters (EX003 - SCORE Registered Voter List)				SCORE Voter Credit And Ballots Cast					Dominion Ballots	Reconciliation		
Precinct	Active Voters	Inactive Voters	Registered Electors	Accepted Mail-In	Accepted In-Person	Vote Credit	Rejected Mail-In	Ballots Cast	Ballots Counted	Difference: Ballots Counted - Vote Credit	1-10-101.5(a): Ballots Counted - Ballots Cast	1-10-101.5(b): Ballots Cast - Registered Electors
630	808	154	962	248	3	251	9	260	251	0	(9)	(702)
631	837	59	896	389	8	397	6	403	397	0	(6)	(493)
632	1008	120	1128	400	4	404	1	405	404	0	(1)	(723)
633	1068	194	1262	254	10	264	7	271	264	0	(7)	(991)
634	1267	85	1352	457	9	466	13	479	466	0	(13)	(873)
635	1182	90	1272	581	7	588	12	600	588	0	(12)	(672)
636	1384	153	1537	600	9	609	8	617	609	0	(8)	(920)
637	1369	167	1536	695	10	705	8	713	703	-2	(10)	(823)
638	991	77	1068	467	11	478	6	484	478	0	(6)	(584)
639	918	89	1007	369	4	373	10	383	373	0	(10)	(624)
640	957	137	1094	251	7	258	10	268	258	0	(10)	(826)
641	847	82	929	304	1	305	5	310	305	0	(5)	(619)
642	1283	105	1388	587	4	591	11	602	590	-1	(12)	(786)
643	822	111	933	354	9	363	10	373	360	-3	(13)	(560)
644	843	81	924	388	4	392	12	404	392	0	(12)	(520)
645	1307	251	1558	565	7	572	14	586	572	0	(14)	(972)
646	731	36	767	396	3	399	5	404	399	0	(5)	(363)
647	983	210	1193	331	4	335	11	346	336	1	(10)	(847)
648	997	84	1081	427	3	430	7	437	430	0	(7)	(644)
649	1741	210	1951	615	10	625	13	638	625	0	(13)	(1,313)
650	1242	179	1421	415	10	425	14	439	425	0	(14)	(982)
651	1995	155	2150	971	14	985	13	998	985	0	(13)	(1,152)
700	1272	79	1351	643	5	648	12	660	648	0	(12)	(691)
701	1265	84	1349	625	4	629	6	635	629	0	(6)	(714)
702	645	23	668	325	2	327	10	337	327	0	(10)	(331)
703	181	10	191	84	2	86	1	87	86	0	(1)	(104)
704	640	49	689	319	5	324	7	331	324	0	(7)	(358)
705	673	54	727	352	6	358	6	364	358	0	(6)	(363)
800	1035	152	1187	415	5	420	7	427	419	-1	(8)	(760)
801	438	111	549	141	4	145	4	149	145	0	(4)	(400)

Appendix 1 - Ballots Received

Eligible Voters (EX003 - SCORE Registered Voter List)				SCORE Voter Credit And Ballots Cast					Dominion Ballots	Reconciliation		
Precinct	Active Voters	Inactive Voters	Registered Electors	Accepted Mail-In	Accepted In-Person	Vote Credit	Rejected Mail-In	Ballots Cast	Ballots Counted	Difference: Ballots Counted - Vote Credit	1-10-101.5(a): Ballots Counted - Ballots Cast	1-10-101.5(b): Ballots Cast - Registered Electors
802	1117	80	1197	542	6	548	7	555	548	0	(7)	(642)
803	1874	216	2090	593	5	598	14	612	598	0	(14)	(1,478)
804	1351	259	1610	546	8	554	13	567	554	0	(13)	(1,043)
805	1137	86	1223	504	8	512	6	518	512	0	(6)	(705)
806	1204	106	1310	557	10	567	12	579	567	0	(12)	(731)
807	1064	72	1136	475	0	475	9	484	475	0	(9)	(652)
808	1364	118	1482	587	5	592	17	609	592	0	(17)	(873)
809	1310	183	1493	480	10	490	10	500	490	0	(10)	(993)
810	706	185	891	221	2	223	9	232	223	0	(9)	(659)
811	1042	214	1256	362	10	372	8	380	372	0	(8)	(876)
812	791	34	825	412	0	412	9	421	412	0	(9)	(404)
813	984	114	1098	451	6	457	8	465	457	0	(8)	(633)
814	825	52	877	417	4	421	4	425	421	0	(4)	(452)
815	1745	143	1888	739	2	741	21	762	741	0	(21)	(1,126)
816	1266	149	1415	576	7	583	8	591	583	0	(8)	(824)
817	1721	238	1959	676	15	691	19	710	691	0	(19)	(1,249)
818	1633	382	2015	456	16	472	16	488	472	0	(16)	(1,527)
819	1508	223	1731	558	4	562	14	576	562	0	(14)	(1,155)
820	1444	407	1851	475	14	489	15	504	489	0	(15)	(1,347)
821	1065	125	1190	376	8	384	7	391	384	0	(7)	(799)
822	1354	359	1713	501	12	513	18	531	513	0	(18)	(1,182)
823	962	526	1488	240	27	267	6	273	267	0	(6)	(1,215)
824	812	377	1189	246	17	263	3	266	263	0	(3)	(923)
825	1581	216	1797	695	15	710	14	724	710	0	(14)	(1,073)
826	821	178	999	280	7	287	4	291	287	0	(4)	(708)
827	1580	224	1804	662	10	672	11	683	672	0	(11)	(1,121)
828	642	97	739	290	1	291	6	297	291	0	(6)	(442)
829	1146	903	2049	332	26	358	10	368	357	-1	(11)	(1,681)
830	1437	255	1692	640	11	651	21	672	651	0	(21)	(1,020)
831	954	677	1631	140	31	171	4	175	171	0	(4)	(1,456)

Appendix 1 - Ballots Received

Eligible Voters (EX003 - SCORE Registered Voter List)				SCORE Voter Credit And Ballots Cast					Dominion Ballots	Reconciliation		
Precinct	Active Voters	Inactive Voters	Registered Electors	Accepted Mail-In	Accepted In-Person	Vote Credit	Rejected Mail-In	Ballots Cast	Ballots Counted	Difference: Ballots Counted - Vote Credit	1-10-101.5(a): Ballots Counted - Ballots Cast	1-10-101.5(b): Ballots Cast - Registered Electors
832	983	796	1779	242	47	289	5	294	288	-1	(6)	(1,485)
833	1191	618	1809	353	25	378	7	385	378	0	(7)	(1,424)
834	1085	253	1338	346	13	359	6	365	359	0	(6)	(973)
835	596	71	667	284	9	293	1	294	293	0	(1)	(373)
836	551	115	666	226	1	227	6	233	226	-1	(7)	(433)
837	659	116	775	308	3	311	3	314	311	0	(3)	(461)
838	1143	92	1235	550	4	554	10	564	554	0	(10)	(671)
839	1265	122	1387	551	5	556	10	566	556	0	(10)	(821)
840	1704	259	1963	854	14	868	23	891	868	0	(23)	(1,072)
841	847	395	1242	220	18	238	2	240	238	0	(2)	(1,002)
842	837	295	1132	291	5	296	2	298	296	0	(2)	(834)
843	1190	285	1475	411	15	426	9	435	425	-1	(10)	(1,040)
844	980	102	1082	449	6	455	14	469	454	-1	(15)	(613)
845	1629	178	1807	686	4	690	21	711	690	0	(21)	(1,096)
846	754	119	873	321	3	324	6	330	324	0	(6)	(543)
847	876	195	1071	258	10	268	6	274	268	0	(6)	(797)
848	727	144	871	211	11	222	7	229	222	0	(7)	(642)
849	1012	140	1152	366	5	371	8	379	371	0	(8)	(773)
850	1283	228	1511	478	9	487	10	497	487	0	(10)	(1,014)
851	586	86	672	224	6	230	8	238	230	0	(8)	(434)
852	647	50	697	335	0	335	7	342	334	-1	(8)	(355)
853	766	63	829	338	4	342	7	349	341	-1	(8)	(480)
854	841	57	898	424	0	424	6	430	424	0	(6)	(468)
855	1249	94	1343	615	1	616	7	623	616	0	(7)	(720)
856	1509	137	1646	759	5	764	13	777	764	0	(13)	(869)
857	890	92	982	439	3	442	8	450	442	0	(8)	(532)
900	481	54	535	193	2	195	3	198	195	0	(3)	(337)
901	993	86	1079	404	6	410	13	423	410	0	(13)	(656)
902	290	36	326	132	1	133	4	137	133	0	(4)	(189)
903	682	70	752	301	2	303	7	310	303	0	(7)	(442)

Appendix 1 - Ballots Received

Eligible Voters (EX003 - SCORE Registered Voter List)				SCORE Voter Credit And Ballots Cast					Dominion Ballots	Reconciliation		
Precinct	Active Voters	Inactive Voters	Registered Electors	Accepted Mail-In	Accepted In-Person	Vote Credit	Rejected Mail-In	Ballots Cast	Ballots Counted	Difference: Ballots Counted - Vote Credit	1-10-101.5(a): Ballots Counted - Ballots Cast	1-10-101.5(b): Ballots Cast - Registered Electors
904	1147	152	1299	432	9	441	20	461	441	0	(20)	(838)
905	524	55	579	210	2	212	4	216	212	0	(4)	(363)
906	537	74	611	242	5	247	6	253	247	0	(6)	(358)
907	931	83	1014	389	5	394	9	403	394	0	(9)	(611)
908	396	56	452	151	2	153	5	158	153	0	(5)	(294)
909	576	51	627	258	3	261	7	268	261	0	(7)	(359)
910	663	63	726	274	1	275	5	280	274	-1	(6)	(446)
911	906	83	989	451	1	452	9	461	452	0	(9)	(528)
912	1783	125	1908	859	7	866	18	884	866	0	(18)	(1,024)
913	605	49	654	256	1	257	8	265	257	0	(8)	(389)
914	483	59	542	216	3	219	3	222	219	0	(3)	(320)
915	1282	116	1398	650	7	657	20	677	657	0	(20)	(721)
916	1154	96	1250	582	7	589	8	597	589	0	(8)	(653)
Total	219,082	28,771	247,853	92,731	1,307	94,038	2,005	96,043	94,038	0	(2,005)	(151,810)
				Accepted Provisionals:		0		0				
				Rejected Provisionals:			0	0				
Adjusted Totals at Election Close:				94,038	2,005	96,043	94,038	0				

Note: Precinct-to-Precinct differences in the "Difference" column above can be explained as follows:

Twenty-three voters from various precincts returned statewide ballots, which were duplicated onto a 002 precinct ballot as part of our standard process. For example, a voter registered in Precinct 910 received credit there, but their ballot was counted in precinct 002, where no votes were actually cast.



Boulder County Certification of 2024 Presidential Primary Election

I, Molly Fitzpatrick, the Boulder County Clerk and Recorder, do hereby certify the Official Abstract of Votes Cast attached herein for the 2024 Presidential Primary Election held in Boulder County on the 5 of March 2024.

We the undersigned Canvass Board for the 2024 Presidential Primary Election, do hereby certify that:

- We have observed the post-election risk-limiting audit
- We have reconciled the number of ballots counted to the number of ballots cast
- We have reconciled the number of ballots cast to the number of voters who voted
- We have reviewed and do hereby certify the results in the Official Abstract of Votes Cast.

Signed

Molly Fitzpatrick

March 21, 2024

Molly Fitzpatrick, Boulder County Clerk and Recorder

Date

Did not certify results

Theresa Watson, Republican Canvass Board Member

Date

Patricia Feuser

March 21, 2024

Patricia Feuser, Democratic Canvass Board Member

Date