



Community Services Department

Sundquist Building • 3482 N. Broadway • Boulder, Colorado 80304 • Tel: 303.441.3560 • Fax: 303.441.4550
Mailing Address: P.O. Box 471 • Boulder, Colorado 80306 • www.bouldercountycommunityservices.org

Homeless Solutions for Boulder County Executive Board

May 10, 2024 8:00 - 10:00am

Teams Meeting



Administrative Matters 8:00-8:20

- Public Comment
- Introducing Trevor Baringer
- Approval of April 2024 Minutes
- Board Brief Review & Discussion

Discussion Items 8:20-9:15

- Review of Joint Meeting on Homelessness
 - Key Takeaways
 - Any potential changes in focus/roles for our shared work and if so, change management needs
 - Next steps

General Updates 9:15-10:00

- Dashboard progress
- Annual report
- Evaluation vendor
- Partner Updates

Microsoft Teams meeting

Join on your computer, mobile app or room device

[Click here to join the meeting](#)

Or call in (audio only)

[+1 720-400-7859](tel:+17204007859),482190733# United States, Denver

Phone Conference ID: 482 190 733#

HSBC Executive Board
April 2024 Minutes

Attendees: Susana Lopez-Baker, Jim Adams-Berger, Robin Bohannon, Rene Brodeur, Amber Carlson, Susan Caskey, Frank Cole, Leslie Durgin, Vicki Ebner, Rachel Friend, Sinara Hinton, Alice Kim, Rebecca Mayer, Eliberto Mendoza, Gwendolyn Mossman, Megan Newton, Alexandra Nolen, Christina Pacheco, Molly O'Donnell

ADMINISTRATIVE

Public Comment

No public comment was made.

Approval of February Minutes

Robin Bohannon brought forth the motion to approve February minutes. Alexandra Nolen and Christina Pacheco seconded the motion. The motion was approved.

Board Brief Review

Coordinated Entry and Housing Exits by Homeless Solutions for Boulder County

Due to the approved absence of Heidi Grove, the Board has postponed the reporting of Coordinated Entry and Housing Exits for Boulder County. HSBC's Homelessness in Boulder County Dashboard status will be discussed at a later date.

The Board made a side note of HSBC's efforts on housing initiatives. It was mentioned that Denver7 Channel reported that Denver's House1000 initiative found success in exited 21 total homeless individuals from the Denver project. During the same time period, HSBC exited 237 total homeless individuals showing the extremely hard work Boulder County is doing.

DISCUSSION ITEMS

HSBC Transition

Homeless Solutions for Boulder County (HSBC) will be moving into the new county structure for Housing from the Department of Human Services (HHS). County Commissioners have made this decision with regards to their 2024-2026 Strategic Priorities as well as Affordable and Attainable Housing ballot measure that was introduced last year. Commissioners recognized need for Boulder County Housing Authority (BCHA) to report directly to the County instead HHS. Moreover, the new Housing structure is a focused approach that quarters the county's housing and homelessness-related initiatives which now includes entities, BCHA and the Housing Department (i.e., Supportive Housing Services, Housing Policy and Partnership Manager, Mobile Homes Program Manager, Homeless Solutions for Boulder County). This transformation was determined as neutral with no planned change of roles. Full transition for HSBC into the new structure is planned to conclude in one year.

To facilitate this change, hiring for an Executive Director of the new Housing Department is ongoing.

Heidi Grove of HSBC was widely applauded and thanked for her amazing work in Community Services. The Board is confident that Grove will continue her committed vocation in the new Housing Department.

Joint Meeting on Homelessness Discussion

The City of Boulder retreat focused on day service center and high utilizer program. The High Utilizer program was prioritized given the unique needs of those individuals. It was expressed that the High Utilizer program needs to be more outcome based with more analytical and evaluative action steps. The joint meeting also included the dialogue on land use and how it impacts housing initiatives. Although family homelessness is within the conversation, single adult homelessness was the focused based on the concerning increased rates across the County. Further discourse will continue.

Joint meeting between Boulder and Longmont City Councils and Board of County Commissioners is planned for May 8th, from 5:30 PM to 7:30 PM, at 1755 S. Public Road (at Southeast Hub). More information will be shared with Longmont Council Members and community members.

Chamber Staff on Homelessness

City Council Chamber members provided a presentation on opportunities to partner with various entities to work on homeless solutions. The mission of the Chambers is to be active in Human Services, addressing housing frameworks, and broaden their sights on exploration of housing and supportive services initiatives. In addition to, possessing a productive role in the business community. Chamber members aim to understand the gap in homeless services with the help of partnerships. Chamber members have positive, healthy relationships with surrounding communities; therefore, members are optimistic that accomplishments will be made.

Action Step:

Proposal to create a small group that encompasses individuals tackling initiatives and examining how the business community can assist entities in exiting people out of homelessness. This includes observing local, state, and federal law that may infringe on, or support, the County's commitment to end homelessness.

Chambers will conduct trusting conversations with the business community and other stakeholders. This is needed to foster effective relationships that advances the goals of the Chamber.

General Updates

Longmont Recovery House Purchase

This purchase is ongoing with hopes of completion in the near future.

Grant Opportunities

The SAMSHA grant ended this year and was not refunded. There is a plan to efficiency transition clients from the grant to other recovery services. Future conversations will be held in relation to Tribe Recovery Homes. New grant opportunities, State and Federal, are currently being explored.

Partner Updates

Boulder County Meth Task Force

Members of Boulder County Meth Task Force team consist of HSBC, HHS, and Public and Environmental Health. The team has had very productive meetings and plan to continue to have meaningful discussions. The mission of the Task Force is to address the concerning rate of homes inflicted with methamphetamines. The main goal of the team is to explore financial and assets impact on the housing

Authority. Insurance companies have been cancelling their policies with the County due to extreme cost and liability. The team hopes to discover analytical strategies that acknowledges both the need to service the client and property owner. They look to collaborate with local and state entities.

Action Step:

The Task Force plans to continue to have conversations that are action oriented.

Metro Denver Homeless Initiative (MDHI)

MDHI presented to the Board their housing status. There are new developments that are ongoing or upcoming in near future. For instance, Hilltop (60 units with 15 units for seniors) is expected to arrive this summer or early fall; the Rally property is ahead of schedule offering 100 units (5 units for formerly homeless families and 5 units for individuals); Hawthorne (73 units with 5 units for homeless families) just closed on April 11th, 2024. There are also Holiday scattered property sites that are operating with the help of Mental Health Partners (MHP).

Youth Homelessness project (Homeless Youth Awareness) is progressing. The focus is on diversion, supportive, and rapid rehousing. Financial support for the project covers two years (2) at 2.5 million dollars.

A new role was posted for Improvement Advisor (hiring in Metro Denver). Hiring is ongoing.

City of Boulder

The new Day Center Shelter will be introduced in phases. Coordinated Entry will be offered at the new location in the near future. Request for proposal is processing for medical services (e.g., nursing, respite). The project has been successful.

City of Longmont

The owner of the Longmont Sugar Mill site is being sued by Boulder County. The owners are being accused of management failure for years, severely neglecting necessary steps to clean and dismantle a homeless encampment. The court case is in process.

The city has posted 3 clinical positions that will be supporting suites sites. The positions are being funded by Longmont and Longmont Housing Authority (LHA). The positions will remain open until filled.

Boulder County

There are no updates.

Adjourned at 9:30 AM

Homeless Solutions for Boulder County (HSBC)

The number of Coordinated Entry screenings were higher overall for the first quarter (Q1) of 2024 compared to Q1 of 2023. There has been a 52% increase in the number of housing exits compared to the same time last year for Boulder County.

- The City of Boulder had 78 exits in Q1 of 2024 compared to 51 exits in Q1 of 2023
 - 53% increase in exits compared to same time last year
- The City of Longmont had 21 exits in Q1 of 2024 compared to 14 exits in Q1 of 2023
 - 53% increase in exits compared to same time last year City of Boulder had 55 exited out of homelessness in January 2024.

Note: Due to the new PSH units in January of 2024, numbers higher than usual for the month of January 2024. Numbers should return to normalcy after January 2024.

Homelessness in Boulder County Update

- 1,410 individuals have exited homelessness since 2020
- 457 (29% exit outflow) individuals exited homelessness since January 1, 2023.
 - City of Boulder saw over a 300% increase since January 2024
 - March 2024
 - Housed – 47% decrease compared to February 2024
 - Reunification – 80% decrease compared to February 2024
 - City of Longmont saw a 27% increase in exits in since January 2024
 - March 2024
 - Housed – 75% decrease compared to February 2024
 - Reunification – 200% increase compared to February 2024
- Housing exits through HMIS data system (as reflected in Boulder County exits) saw a significant decrease overall for the calendar year
- On average, 30 individuals exit homelessness per month for calendar year 2024:
 - 99 to housing exits
 - 18 were reunified
 - 9 through other program services such as treatment or rental assistance for Diversion services (rental assistance/homeless prevention).

Dashboard

- The dashboard is in process of going live
- Not in real-time, about a 30-day delay

Screenshot of Boulder County Dashboard

Homelessness in Boulder County

Single Adults Screened Through Coordinated Entry, Shelter Utilization & Housing Outcomes

Individuals Exiting Homelessness

1410

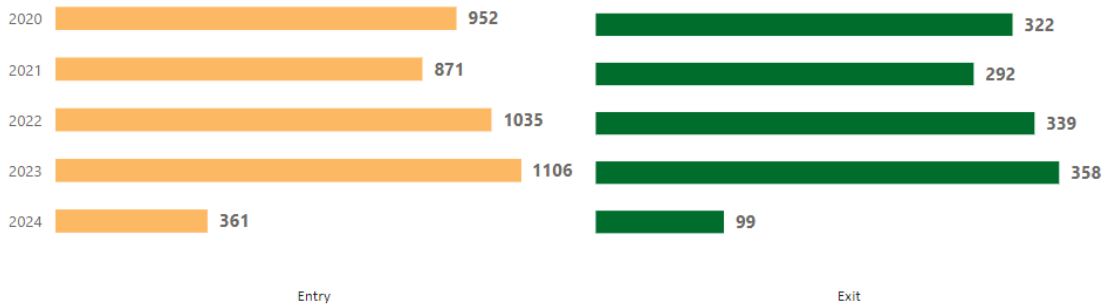
Length of Time Individual Has Resided in Boulder County

Year	2+ years	At least 1 year, less than 2 years	At least 6 months, less than 1 year	At least 1 month, less than 6 months	Less than 1 month
2020	255	55	86	121	437
2021	224	65	72	130	380
2022	247	51	53	158	525
2023	294	56	45	135	577
2024	89	27	17	38	186

Coordinated Entry & System Exits

People entering & exiting homeless service system

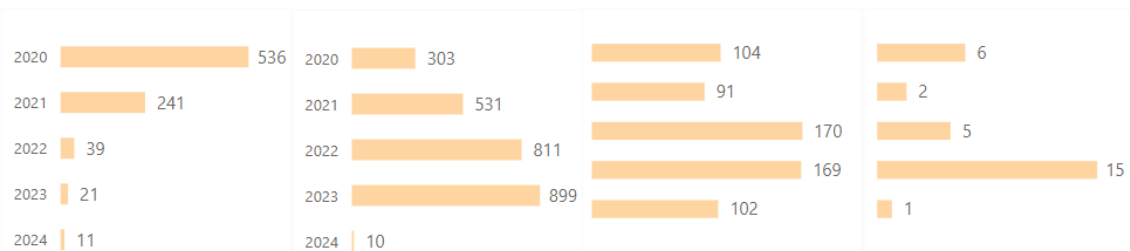
126
Individuals Rescreened



Referrals

At time of entry screening, what program was person referred to

	2020	2021	2022	2023	2024
	846	776	855	936	22

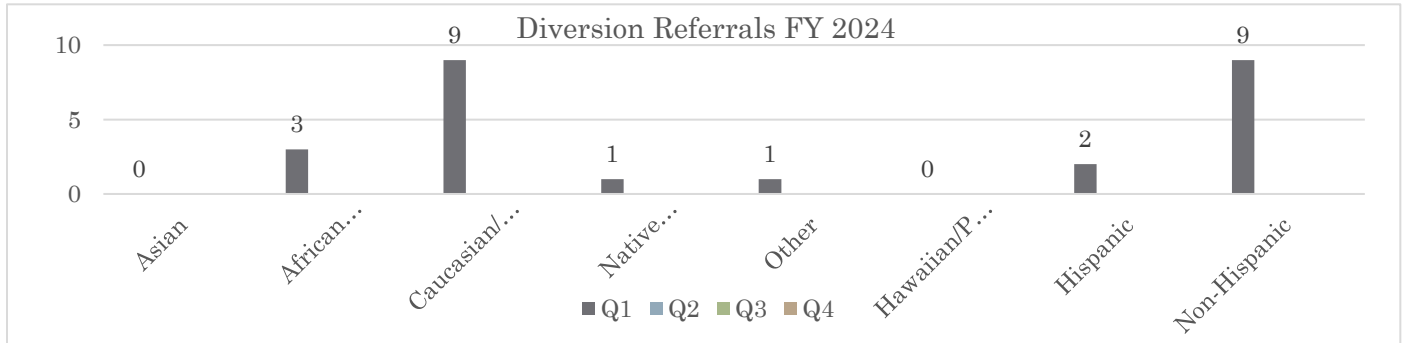


RACIAL EQUITY ACROSS SERVICE PROVISION¹

Across the system, individuals who do not identify as Caucasian or Non-Hispanic are overrepresented in the population experiencing homelessness. These data are in alignment with national data that reflects an over representation on individuals who identify as Black, Indigenous, and People of Color (BIPOC). Data elements in red reflect higher than the county demographics for each referral outcome.

The following chart(s) and tables reflect referral outcome over time as it relates to Ethnicity and Race.

DIVERSION REFERRAL OUTCOME



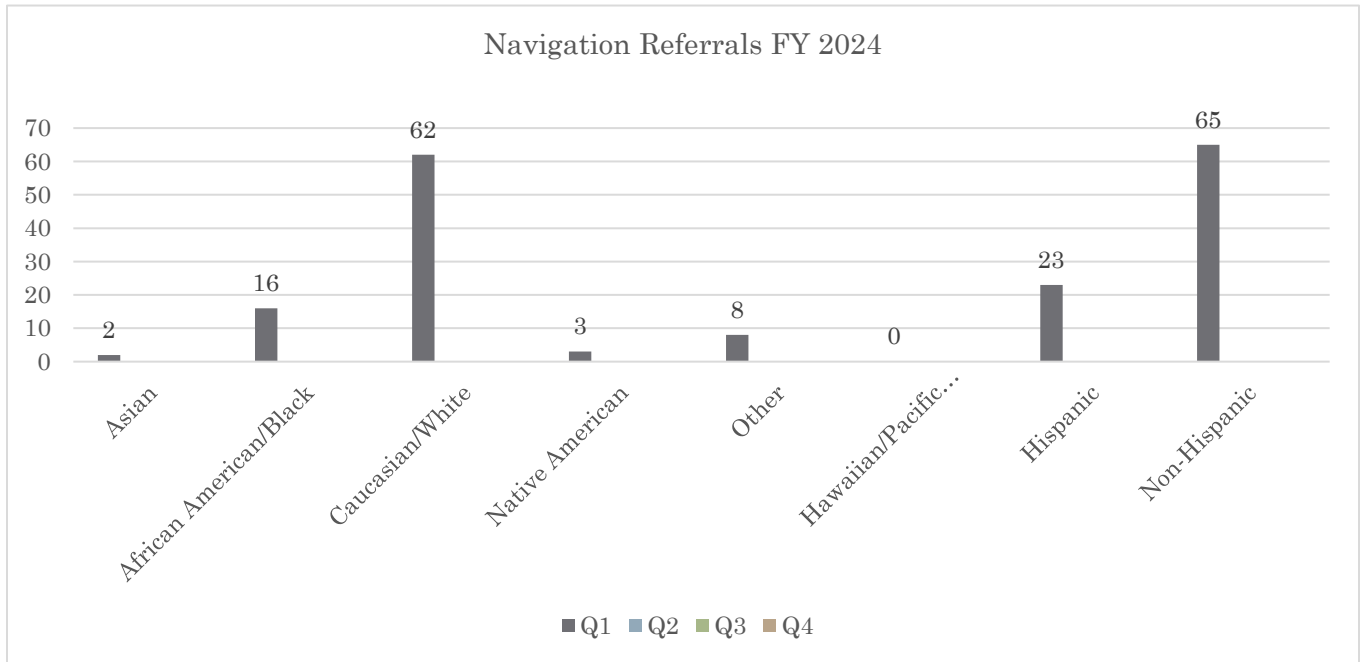
	Q1	Q2	Q3	Q4	2024	County Demographics ²
Asian	0					5%
African American/Black	27%					1%
Caucasian/White	82%					90%
Native American	9%					1%
Other	9%					2%
Hawaiian/Pacific Islander	0					>1%
Hispanic	18%					14%
Not Hispanic ³	82%					77%

¹ Quarter 1 reflects January 2024-March 2024; Quarter 2 will reflect April 2024-June 2024; Quarter 3 will reflect July 2024-September 2024; Quarter 4 will reflect October 2024-December 2024.

² Percentages in red are higher than county census data.

³ Percentage does not equal 100% due to missing data and individuals selecting multiple races.

NAVIGATION REFERRAL OUTCOME

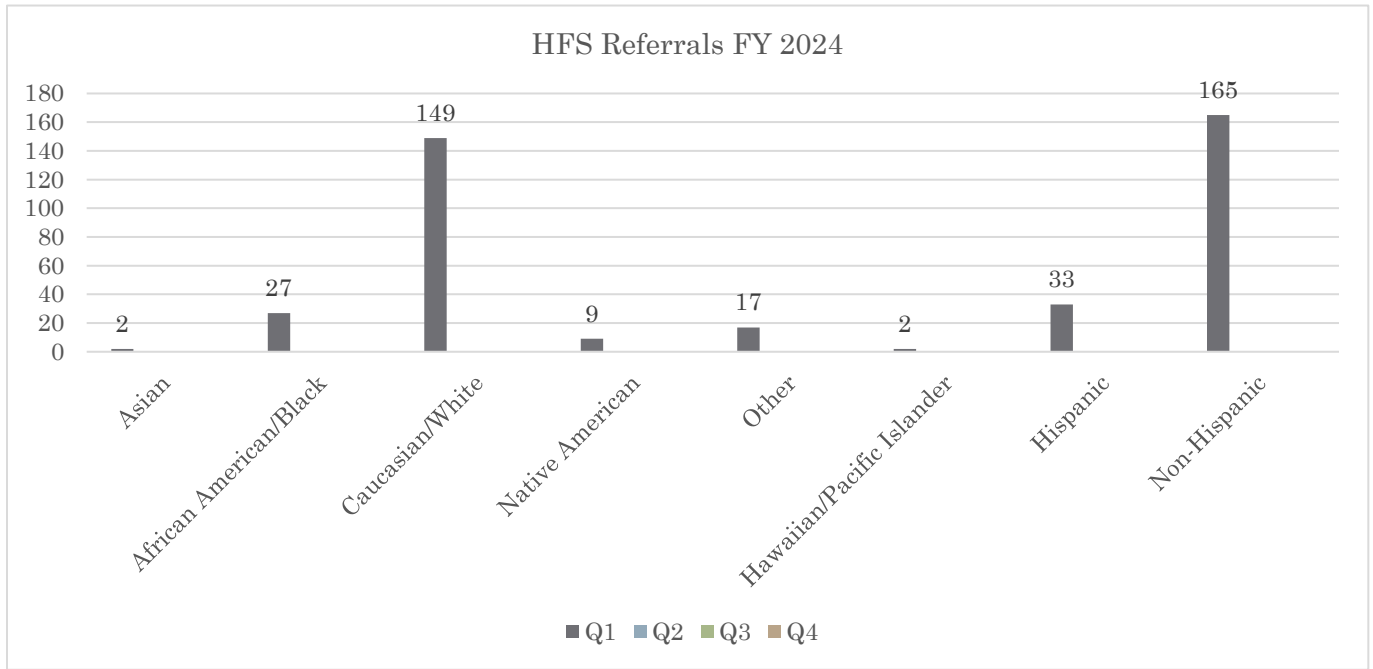


	Q1	Q2	Q3	Q4	2024	County Demographics ⁴
Asian	2%					5%
African American/Black	18%					1%
Caucasian/White	71%					90%
Native American	3.4%					1%
Other	9%					2%
Hawaiian/Pacific Islander	0					>1%
Hispanic	26%					14%
Not Hispanic ⁵	74%					77%

⁴ Percentages in red are higher than county census data.

⁵ Percentage does not equal 100% due to missing data and individuals selecting multiple races.

HOUSING FOCUSED SHELTER REFERRAL OUTCOME



	Q1	Q2	Q3	Q4	2024	County Demographics ⁶
Asian	1%					5%
African American/Black	14%					1%
Caucasian/White	75%					90%
Native American	5%					1%
Other	7%					2%
Hawaiian/Pacific Islander	1%					>1%
Hispanic	17%					14%
Not Hispanic ⁷	83%					77%

⁶ Percentages in red are higher than county census data.

⁷ Percentage does not equal 100% due to missing data and individuals selecting multiple races.