


2020 POST-ELECTION DATA REPORT

(Data & stats are from the General Election unless noted)



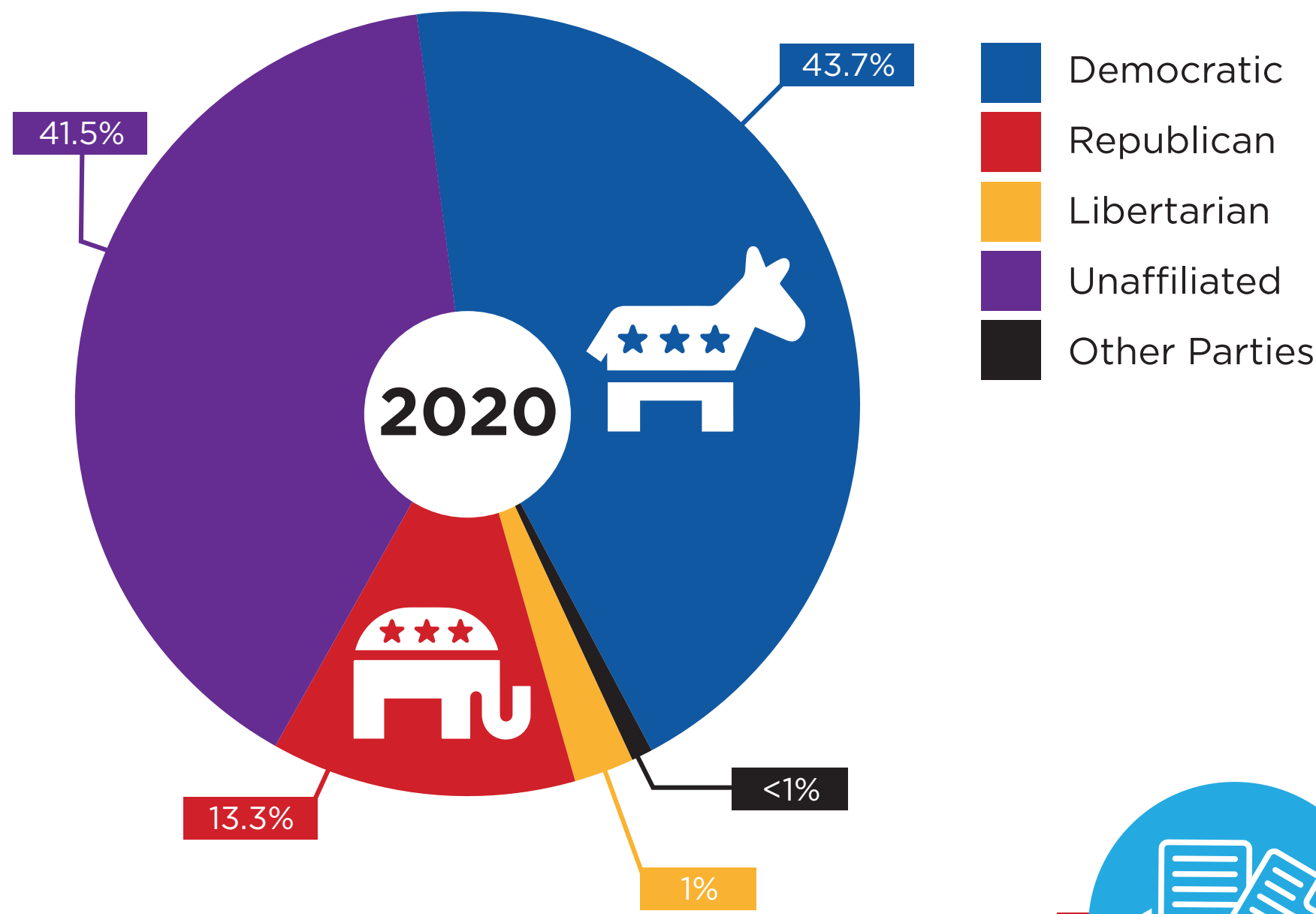
CONNECT
ENGAGE
VOTE

3 ELECTIONS IN 1 YEAR!

Total counted ballots for 3 elections: 463,867

VOTER REGISTRATION

Total Number of Active Eligible Voters: 230,721



CONDUCTING *the election*

STAFFING THE ELECTION

- 7,671 Applicants
- 555 Temporary Election Judges & Workers Hired for the Election
- 35 Student Judges
- 49 County Employee Ambassadors
- 638 People who worked on Election Day

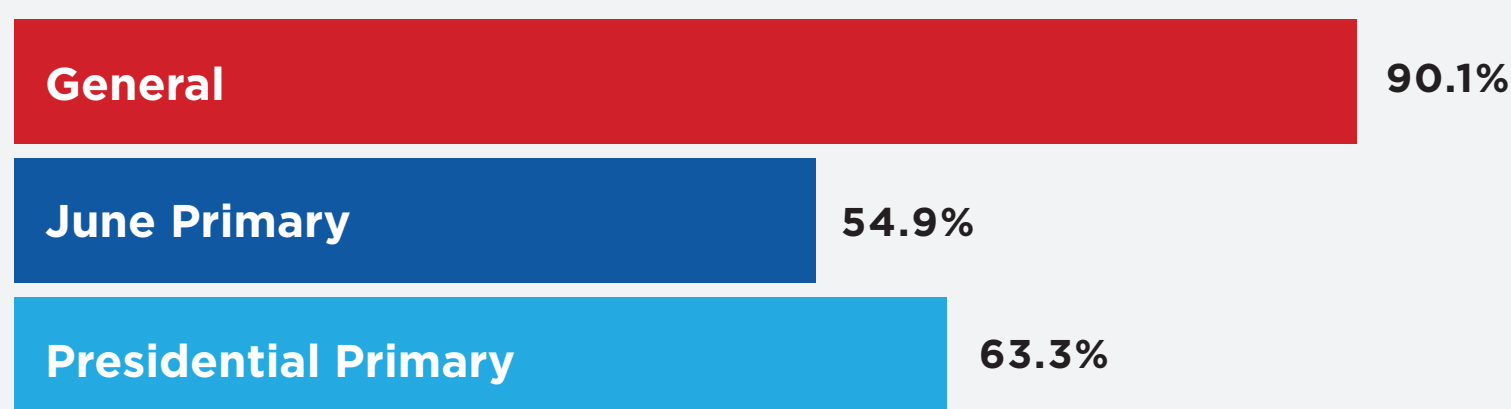
Thank You
workers

Ballot Track Users: 142,295

DIRTY SOCK

Grossest thing we found in a ballot drop box!

VOTER TURNOUT*



61%

of eligible
17-year-olds
who voted
in the
Presidential
Primary

67,212

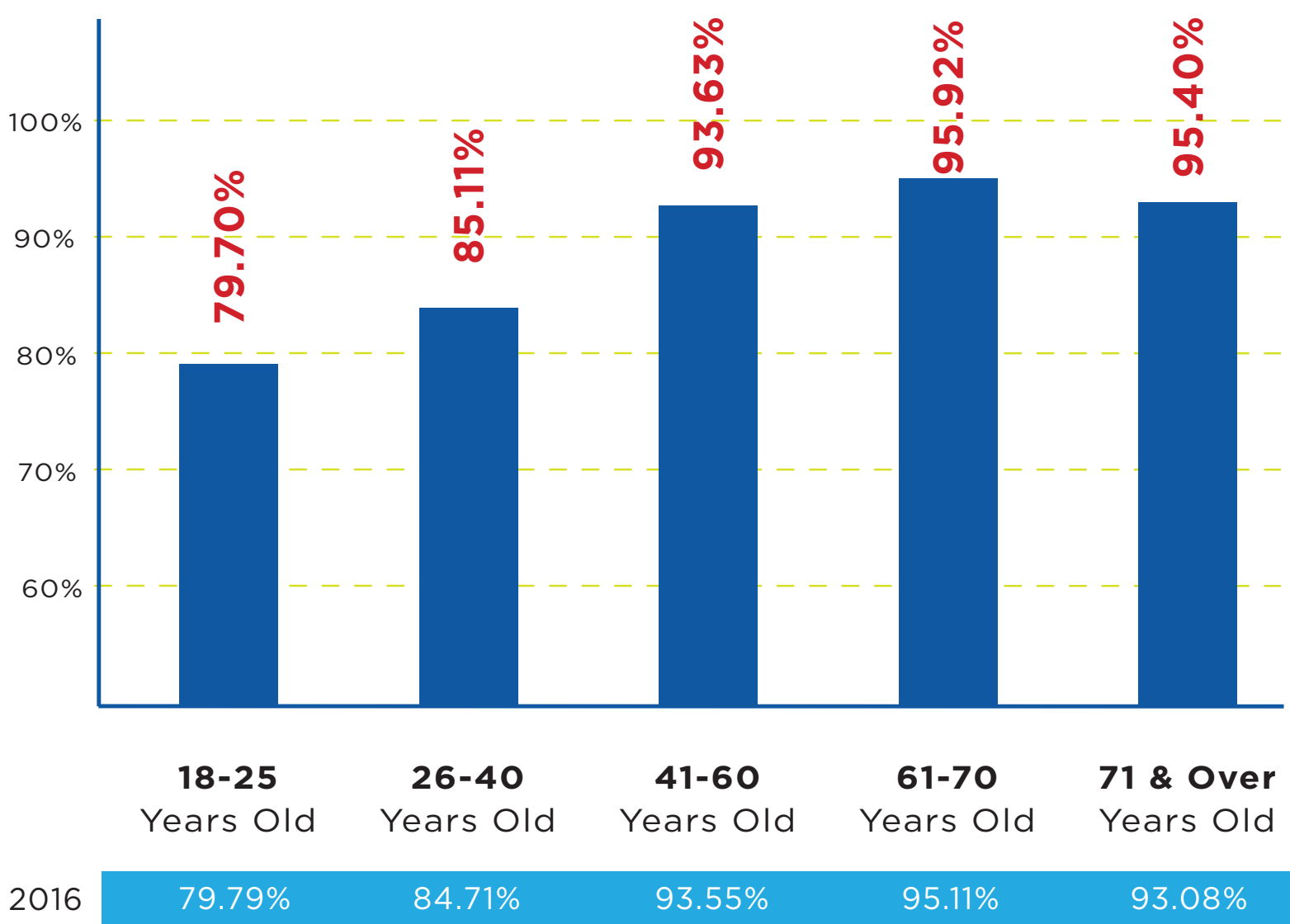
Voter registration records updated
or new since August 1, 2020

500
Number of cookies
donated and eaten
by election workers

106.8 miles

of ballots scanned (for 3 elections)

VOTER TURNOUT BY AGE



VOTER COMMUNICATION

Voter Email Program

- 4 Action Emails Sent
- 289,033 Total Individual Emails Sent
- 39% Average Open Rate

GENERAL ELECTION SOCIAL MEDIA**



107 Tweets

MOST POPULAR TWEET

199 Likes, 68 Retweets, 48,960 Impressions!

Topic: Ballot pick-up / voting assistance
for #CalWoodFire & #LefthandCanyonFire areas.



41 Posts

MOST POPULAR POST

43 Shares, 217 Likes, Loves & Wows!

Topic: Voter turnout / ballot return stats
on November 1

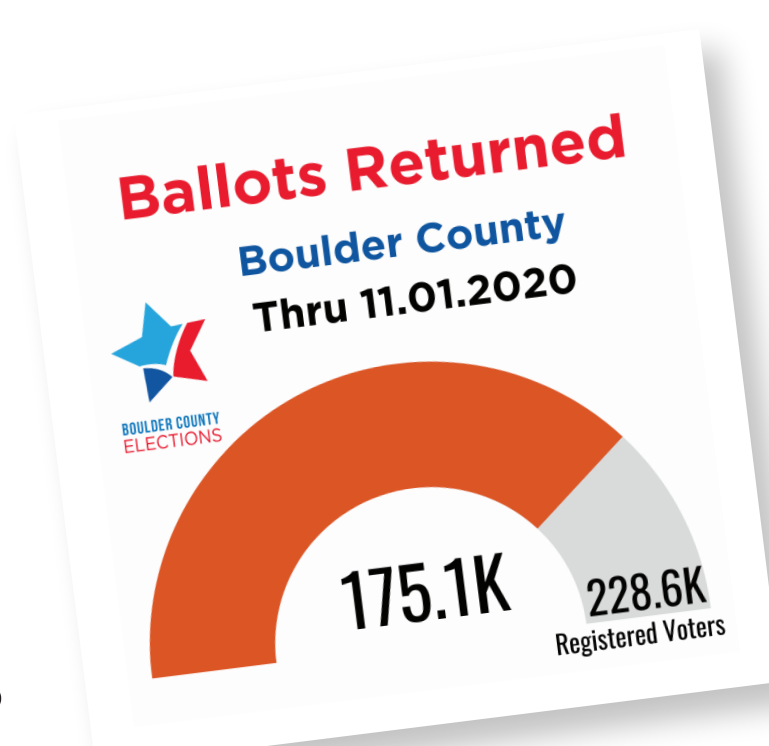


18 Posts + Stories!

MOST POPULAR POST

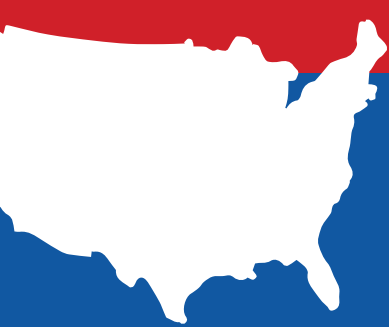
37 Likes, 35 Shares, 31 Profile Visits, and
10 New Followers!

Topic: Voter turnout / ballot return stats
on November 1



4,782

Number of
Colorado
county ballots
dropped in
Boulder
County boxes
from 43
different
counties



294

Number of
out-of-state
ballots
dropped in
Boulder
County boxes
from 28
different
states

* Calculated from active voters

** Defined as Sept 1 - Nov 3

FUN FACTS



Voting METHOD

Total Ballots Counted: 208,445

Voted a Mail Ballot: 94.9%

Voted at a Vote Center: 5.1%

Total number of in-person voting locations: 20

Number of people who voted in-person on
Election Day: 4,508

Mail ballot voters who used a 24-Hour Drop Box: 81%

Of those who voted, 79% voted or returned their
ballot by the Friday before Election Day!