




**Boulder County Clerk & Recorder Elections Division
Statement of Qualification of Election Devices**

I attest that, to the best of my knowledge, each election device used in the Logic and Accuracy Test (LAT) passed the requirements of the LAT and accurately tabulated all properly marked LAT ballots.


It is the determination of the Logic and Accuracy Test Board that all devices tested are qualified to be used in the 2024 General Election on November 5, 2024.



Melinda Zahner, Democratic
LAT Test Board Member



David Brown, Republican
LAT Test Board Member




Molly Fitzpatrick
Boulder County Clerk & Recorder

Any problems discovered during testing are described as follows. Additionally, I am reporting any other information or attaching any additional documentation that might be necessary to provide a full and accurate account of the condition of each piece of equipment:

Melinda Zahner, Democratic Party LAT Test Board Member:

David Brown, Republican Party LAT Test Board Member:

Molly Fitzpatrick, Boulder County Clerk & Recorder:



LOGIC AND ACCURACY TEST (LAT)
General Election
October 8 – October 9, 2024

Planned Schedule:

- Tuesday, October 8 10:00am – 5:00pm (Conduct the LAT)
 - Wednesday, October 9 10:00am – 5:00pm (Contingency Day)
-

Common acronyms:


- **ICC:** Image Cast Central (Scan Station also referred to as Tabulator)
- **ICX:** Image Cast X Ballot Marking Device (BMD)
- **RTR:** Results Tally and Reporting (Tabulates results and generates voting reports)

Storage of personal items (designated area)

- The following items are prohibited in the scan room: Personal belongings, cameras, recording devices, memory devices, laptops, food, or beverages.

AGENDA


1. Introduction and Overview
 - Test board selects ICX for testing.
2. Test board verifies all seals on equipment
 - Test board selects ICC for testing.
3. Ballot marking and tally
 - One (1) packet of 25 ballots provided to each Testing Board member
 - Vote test ballots
 - Create a team tally (2-person process) using the tally sheet
4. Tally sheets reviewed for accuracy by BOCO staff
 - Inspected for damage or improper markings
 - Testing board makes any needed corrections prior to voting ICX ballots
5. Image Cast X (ICX) Test (Ballot Marking Device)
 - Mark and print all Testing Board ballots using the ICX including at least one ballot using:
 - Audio ballot playback and accessible input devices
 - Spanish language option
6. Scanner Test (Mail and In-Person ballot counting device)
 - Take manually marked and ICX marked ballots to scanner
 - Process ballots on scanner in separate batches
 - Adjudicate ballots as needed
 - Tabulate and verify results against team tally
7. Prepare Testing Results
 - Create cumulative result comparisons for LAT board review



8. Completion of testing
 - Review test information and results
 - Complete Statement of Qualification
9. Resetting and sealing of equipment
 - Reset and seal ICX equipment
 - Reset Scan Stations
 - Reset Results Tally and Reporting (RTR)
10. Secure storage of all LAT material and ballots

GUIDELINES FOR OBSERVERS AT THE LOGIC AND ACCURACY TEST

- The LAT test shall be open to representatives of the political parties, the press, and the public to the extent allowable and pursuant to section (CRS 1-7-509(2)(b)). The designated election official may limit the number of representatives from each group because of space limitations. (Rule 11.3.2(b)).
- Each major political party, minor political party, ballot issue committee that has an issue on the ballot, and coordinating entity may designate one person, who shall be allowed to witness all public tests and the counting of pretest votes. (CRS 1-7-509(2)(b))
- If an observer or designee hinders or disturbs the test process, the designated election official may remove the person from the test area. An observer or designee who has been removed from a public test may be barred from future tests. (CRS 1-7-509(2)(b))
- The absence of observers or designees shall not delay or stop the public test. (CRS 1-7-509(2)(b))
- The election official will provide name tags and badges to all participants and observers. Participants and observers are required to sign-in to enter our ballot processing area. A copy of the LAT Information Packet will be available for observers.
- The Logic & Accuracy Testing will take substantially all the Elections staff time and resources today. Therefore, any questions should be directed to Stephanie Gnoza, Elections Director, or her designee.



Requirements of the LAT

Preparation:

- ✓ The county has prepared a test deck that includes every ballot style and precinct in the election.
- ✓ The county test deck includes a mark for every vote position for every candidate, overvotes, and undervotes for each contest. It also includes write-in candidates when applicable.
- ✓ The county test deck includes ballots printed from each model of ballot-on-demand printer that will be used in the upcoming election and commercially printed ballots.
- ✓ Testing Board is comprised of one registered elector from each major political party.
- ✓ Testing Board members are registered in Boulder County and have been sworn in as election judges
- ✓ 25 test ballots have been provided to each Test Board member and are clearly marked "TEST"
- ✓ Test ballots were marked using the instructions printed on the ballot.
- ✓ Testing Board created and retained a record of the tally on a tally sheet.
- ✓ Each type of voting device and each type of ballot is represented in testing.
- ✓ Appropriate number of devices were made available for the test.

ICX Test (Ballot Marking Device):

Testing Board members completed the following:

- ✓ Used at least one ICX to mark and print 25 ballots in the same manner the Testing Board member manually marked their test ballots (aside from overvotes)
- ✓ Marked at least one ballot using audio ballot playback and accessible input device
- ✓ Marked at least one ballot using Spanish

Scanner Test (Ballot counting device):

Testing Board members completed the following:

- ✓ Verified the zero-report generated on the scan stations
- ✓ Observed the separate counting of county and Testing Board's test ballots on at least one scanner. This may be done at the same time as other activities if the board requests it.

Tabulation:


Testing Board members completed the following:

- ✓ Verified the zero-report generated from RTR before tabulating
- ✓ Observed the separate tabulation and result report generation of all test ballots

Comparison:

Testing Board members completed the following:

- ✓ Verified that the results reports exactly correspond to the Testing Board member's predetermined tally of the votes
- ✓ Verified that the county test deck results report exactly corresponds to the county's predetermined tally of the votes
- ✓ Observe the investigation into any discrepancies and sign off on the finding behind the discrepancy.



Boulder County Elections

Boulder County Clerk and Recorder

1750 33rd Street, Suite 200 • Boulder, CO 80301

www.BoulderCountyVotes.gov • Phone: (303) 413-7740

Storage of test materials:

- ✓ All test materials were secured in a sealed metal cage if the test board leaves the building
- ✓ Each Testing Board member verified the seals and initialed the chain-of-custody log
- ✓ If records were opened for inspection, at least two election officials verified the newly attached seals and initialed the chain-of-custody log


Completing the test:

- ✓ Test result files have been exported for Election Night Reporting and Risk Limiting Audit purposes
- ✓ The county has backed up the election project containing test results, including test results and cast vote record files
- ✓ Testing Board watched the county reset and seal each voting device, if applicable
- ✓ Testing Board and Clerk verified the documented seal number attached to each voting device

Statement of Qualification:

Testing Board and Clerk signed a written statement attesting to:

- ✓ The qualification of each device successfully tested,
- ✓ The number of the seal attached to the voting device at the end of the test,
- ✓ If applicable, any problems discovered, and
- ✓ Any other documentation necessary to provide a full and accurate account of the condition of a given device.



Logic and Accuracy Test (LAT) Testing Board Procedures

Purpose of LAT (CRS 1-7-509 and SOS Election Rule 11):

The purpose of the LAT is to test the compatibility of the election ballots through the scanning and tabulation equipment to confirm that every voting position on the ballot is accurately counted where a properly marked selection is made.

Testing Board member responsibilities:

- You will be participating in all parts of the LAT, ensuring all requirements are met.
- You will attest to this at the end of the process and document the successful completion of testing.
- No process shall be delayed due to the absence of a Testing Board member.

Ballot Marking:

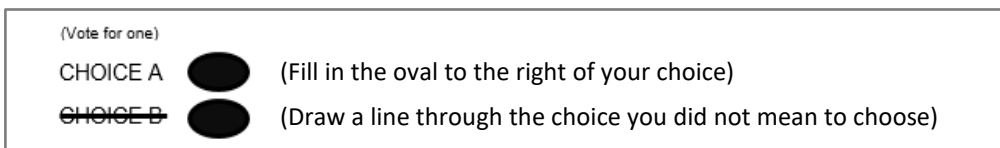
The county has provided a packet of test ballots to each Testing Board member that includes 25 unique precinct district style ballots.

This is in addition to the ballots prepared to fulfill the county test deck requirements.


1. Confirm the number of ballots, verify they are all labeled “TEST” and are numbered at the top, 1 through 25 for the Testing Board.
2. Use the following instructions for marking ballots while creating the tally sheet. Do not start marking your ballots until you have read through the Tally sheet instructions and have your tally sheets prepared as this is a team activity.
 - When marking your ballots following the “Instructions for voting” printed on the ballot.
 - ✓ Use the pen provided and fill in the oval completely; no X or v.
 - ✓ Voting for more than the maximum number of allowed choices is considered an Overvote.
 - ✓ Voting for less than the maximum number of allowed choices is considered an Undervote.

- How to correct a mistake:

NOTE: Ballots that are damaged or improperly marked will be reviewed and/or rejected prior to the scanner portion of testing. Catching and correcting a mistake immediately prevents delays in testing later.



- If a mistake (wrong choice, stray mark, hesitant mark) is made in a contest that you did not intend to vote, request a replacement ballot from staff.



- Write-In votes: For this election **there are 9 Certified Write-In candidates**
 - ✓ A certified write-in candidate name shall be noted on the Tally sheet.
 - ✓ Uncertified candidates are counted as an undervote if no other choice is marked.
 - ✓ A write-in vote will be counted if you:
 - Completely fill in the oval provided to the right of the words "Write-in"
 - Write at least the last name of the certified candidate.
 - a. For the Presidential contest the last name of both President and Vice President must be written in.
 - Do not vote for more than the maximum number of allowed choices.
 - A list of certified write in candidates will be provided for reference.

Creating the tally:

Testing Board members are to use the provided tally sheet to track the markings made on their ballots.


On each sheet of the tally sheet, follow this procedure to create a tally for your test ballots:

1. Print both participant names on the first page of your tally sheet and initial subsequent pages.
 - This document will be available to the public so please do not add your signature.
2. Person A reads aloud each contest name, marks the contest selection made, then reads aloud their mark.
3. Person B will record the selections read aloud by Person A on the tally sheet by making a slash mark for the appropriate contest option read and will make notation of any abnormal markings as indicated.
 - If a contest has not been voted, a slash mark must be recorded in the "Undervote" row for that contest.
 - If more choices are made than the contest allows, be sure to mark the "Overvote" row.
4. When all ballots have been marked and recorded, trade roles to verify the accuracy of the tally sheet, noting and resolving any discrepancies found.
5. Add up the selections for each contest option and record this number in the applicable Total field.
 - It is extremely important to validate each calculation.
6. After verification has been completed, notify election support staff.
7. Election Support staff will review the Tally sheet and ballot markings for accuracy.

ICX Test (Ballot Marking Device):

The ICX is a Ballot Marking Device (BMD) that visually displays or audibly presents ballots and allows voters to print a paper ballot. An ICX BMD also provides voting accessibility to voters who may be otherwise unable to mark a paper ballot privately and independently. It includes an audio ballot playback feature with headphones and can accept adaptive devices for voters with mobility impairments.

1. Record which ICX you are testing in the upper right-hand corner of the tally sheet.




2. Bring your test ballots to the selected ICX where you will:
 - Mark and print all 25 test ballots on the ICX in the same manner you manually marked the test ballots.
 - Confirm that the ballot style, contests, and selections on the ICX review screen match the paper ballot prior to printing (overvotes reflecting as a blank/unvoted contest).
 - Verify that the ballot style, contests and selections printed from the ICX match the paper ballot (overvotes reflecting as a blank contest).
 - Validate the ICX audio and screen content for at least one manually marked test ballot.
3. Marking a ballot using the audio ballot playback and accessible input device:
 - Person A
 - ✓ Listens to audio instruction and uses accessible input device (paddles) to make ballot selections.
 - Person B
 - ✓ Verifies that the ICX selection made matches the manually marked ballot selection.
4. Before printing the ballot, verify that the ballot style, and choices displayed on the ICX Review Screen match the manually marked ballot selections.
5. Once printed, verify the ballot style, and selections of the ICX printed ballot and, attesting that the ICX ballot matches the manually marked test ballot.
6. In the upper right-hand corner of the ICX ballot, write in the ballot number that coincides with the manually marked ballot used for testing (1, 2, 3).
7. Overvotes on ICX:
 - Hand marked ballots are used for the ICX portion of voting, which does not allow for overvotes. Since all ballots are to be marked in accordance with the voter instructions, there should be no overvotes. You are encouraged to verify the ICX does not allow you to create an overvote.
8. Staff will be checking ICX ballots to ensure they match the Tally sheet.

Scanner Test (Mail and In-Person paper ballot counting device):

An ICC scan station is designed to capture an image of a voter's paper ballot, process the image of that ballot and capture the voter's choices.

This test ensures properly marked choices are being accurately captured and recorded; we want to make sure that a choice for Candidate A is being recorded as a vote for Candidate A, and not Candidate B and that there is compatibility between the ballots (proper printing and alignment), and the equipment.

An adjudication station provides for the resolution of voter intent as prescribed by the Colorado Secretary of State. Ballots that have been overvoted, are blank, or have write-ins will be flagged and adjudicated per state guidelines.



1. Before the start of any scanner testing, the Testing Board will verify the zero report at each ICC, confirm that the Total Ballots Accepted on the scan screen is set to zero, and verify that there are no batches listed in the Batch Reporting section of the ICC Status screen. They will also verify the zero report and zero count on the RTR tabulation system at this time.
2. Testing Board ballots (manually marked and ICX marked) are brought to the selected ICC scan station. Record the ICC station ID in the upper right-hand corner of your tally sheet and check that the Batch Size on the scan screen is zero.
3. Testing Board ballots are then processed on the scanner and votes captured.
 - Each set of test ballots are scanned in and saved, to capture and process ballot images.
 - Scan count is validated by the team
 - Applicable ballots are adjudicated if needed following state rule and guidelines.


Scanner results tabulated and verified:

The RTR application tabulates vote records to produce combined election results. This process confirms that votes are accurately tabulated and aggregated by the scanner and tabulation system.

1. Before starting the scanner test, the RTR Election Summary Report showing “0” votes cast is presented to the Testing Board for verification that the system has been set to zero. They also verify that no batch results have been received in RTR.
 - Both team members initial and date the report, documenting that it has been verified.
2. After tabulation, reports will be generated for the isolated tabulation of the Testing Board’s ballots.
 - A separate Election Summary Report is generated for manually marked and ICX marked ballots.
3. The team compares the results report to their team tally sheet validating that the results produced by the scanner exactly corresponds to the team’s predetermined tally of the manually marked and ICX marked test ballots.
4. When the team concludes the counts to be accurate, both team members initial and date the results report, attesting to the accuracy of the count and the machine.

Discrepancy resolution (in order of escalation):

1. Review for entry and recording errors
 - Review tally sheet for too few or too many votes captured
 - Review ballots with tally sheet for incorrect recording and recount if needed
 - Review Adjudication and Audit Marks for resolution differences (if applicable)
 - Review comparison and recount if needed
2. If error is identified as a hardware or software error on single device
 - Validate other tested equipment was not impacted
 - Mark device unsatisfactory, replace and test alternative/new device



3. If error is identified on more than one device and devices are failing in similar fashion
 - Test multiple devices that could reasonably have same error
 - Mark devices unsatisfactory, replace and test alternative/new devices
 - If enough resources are not available for replacement, error shall be corrected, and retesting will be completed
4. If error is identified as a software or ballot programming error
 - Alert staff for correction
 - Correct software or ballot programming error and restart testing from beginning

County Test Deck on Scanners:

The county is required to prepare a test deck of ballots that includes every ballot style and, where applicable, precinct. The county test deck must include a sufficient number of ballots to:

- Mark every vote position for every contest, including write-in candidates
- Allow for situations where a contest permits an elector to vote for two or more positions
- Include overvotes and undervotes for each contest where applicable
- Includes a sufficient number of ballots so that each vote position in each contest receives a unique, known vote total for that contest


In addition to the packets provided to the Testing Board, the county has prepared a deck and tally (tally sheet) that meets the above requirement.

As is required for the Testing Board ballots, the county ballots are counted on one or more scanners, adjudicated, and then tabulated for comparison against the county tally. Results are then generated and provided to the testing board, where the testing board then verifies that the results exactly match the pre-determined tally.

Reporting and back up :

When all individual results have been verified, the county will generate a Cumulative Election Summary Report that includes all tested ballots. The reports will be reviewed with the Testing Board at the end of the LAT.

1. All team tally sheets and machine count data is entered onto the Cumulative Results Comparison spreadsheet.
2. Cumulative Election Summary Report is generated, and total ballot count verified.
3. Election result files are exported to fulfill Election Night Reporting requirements, and the test election data is backed up.
4. Cumulative result information is entered and validated in the Cumulative Results Comparison spreadsheet.
5. Cumulative result is reviewed by test board and if correct, initialed, and dated.



6. Testing documentation is collected and organized.

Resetting and sealing of equipment:

After testing, the Testing Board must watch the county reset and seal each voting device, as applicable. As part of the Statement of Qualification, the Testing Board and Clerk must attest to the seal number attached to the voting device at the end of testing.

1. Testing Board witnesses the resetting and sealing of the ICX equipment, verifying the seal numbers attached to each device.
2. Testing Board witnesses the resetting of scan stations and Results Tally and Reporting, verifying that the Total Ballots Accepted on the ICCs is "0" and that the Election Summary Report is regenerated and shows "0" votes cast.


Completion of Testing:

After the devices are reset and sealed, the results of all testing is reviewed with the Clerk and Testing Board, along with testing documentation. The Testing Board and the county clerk must sign a written statement attesting to the qualification of each device successfully tested, the number of the seal attached to the voting device at the end of the test, any problems discovered, and any other documentation necessary to provide a full and accurate account of the condition of a given device.

1. Test information and results are reviewed with the Clerk and Testing Board
2. Cumulative results are verified by the Testing Board
3. Testing Board and Clerk complete the Statement of Qualification


Secure storage of all LAT materials and ballots:

The county must keep all test materials, when not in use, in a durable, secure box. Each member of the Testing Board must verify the seals and initial the chain-of-custody log maintained by the county clerk. If the records are opened for inspection, at least two election officials must verify the seals and initial the chain-of-custody log.



Logic and Accuracy Test Information


Election Title: 2024 Boulder County General Election		
Election Date: November 5, 2024		
Logic and Accuracy Test Dates: October 8-9, 2024		
Test Location: 1750 33rd St. Boulder, CO		
Team	Entity	Participant Name
1	Democratic Party Testing Board Member	Melinda Zahner
1	Republican Party Testing Board Alternate & Support	Tom Gormley
1	Boulder County Clerk & Recorder – ICX Support	Matt Hansen
2	Republican Party Testing Board Member	David Brown
2	Democratic Party Testing Board Alternate & Support	Patricia Feeser
2	Boulder County Clerk & Recorder– ICX Support	Ann Hansen
N/A	Boulder County Clerk & Recorder	Molly Fitzpatrick
N/A	Boulder County Clerk & Recorder – Elections Director	Stephanie Gnoza
N/A	Boulder County Clerk & Recorder – Ballot Marking Support	Tricia Grossnickle
N/A	Boulder County Clerk & Recorder – Elections Technology and Security Project Manager	Josh Hansen
N/A	Boulder County Clerk & Recorder – Tabulation	Kayla Gehring
N/A	Boulder County Clerk & Recorder – Tabulation Support	Tom Moe



Boulder County Elections
 Boulder County Clerk and Recorder

1750 33rd Street, Suite 200 • Boulder, CO 80301
 www.BoulderCountyVotes.gov • Phone: (303) 413-7740

Device ID	Type of Device	Seal # (Where applicable)	Initials
Scan Station J (10) Serial # [REDACTED]	Central Count Scanner	[REDACTED]	[REDACTED]
Scan Station A (1) Serial # [REDACTED]	Central Count Scanner	[REDACTED]	[REDACTED]
Scan Station B (2) Serial # [REDACTED]	Central Count Scanner	[REDACTED]	[REDACTED]
Scan Station C (3) Serial # [REDACTED]	Central Count Scanner	[REDACTED]	[REDACTED]
Scan Station D (4) Serial # [REDACTED]	Central Count Scanner	[REDACTED]	[REDACTED]
Scan Station E (5) Serial # [REDACTED]	Central Count Scanner	[REDACTED]	[REDACTED]
Scan Station F (6) Serial # [REDACTED]	Central Count Scanner	[REDACTED]	[REDACTED]
Scan Station G (7) Serial # [REDACTED]	Central Count Scanner	[REDACTED]	[REDACTED]
Scan Station H (8) Serial # [REDACTED]	Central Count Scanner	[REDACTED]	[REDACTED]
Scan Station I (9) Serial # [REDACTED]	Central Count Scanner	[REDACTED]	[REDACTED]
Adjudication Workstation 1 Serial # [REDACTED]	Adjudication Station	[REDACTED]	[REDACTED]
Adjudication Workstation 2 Serial # [REDACTED]	Adjudication Station	[REDACTED]	[REDACTED]
Adjudication Workstation 3 Serial # [REDACTED]	Adjudication Station	[REDACTED]	[REDACTED]
Adjudication Workstation 4 Serial # [REDACTED]	Adjudication Station	[REDACTED]	[REDACTED]
Adjudication Workstation 5 Serial # [REDACTED]	Adjudication Station	[REDACTED]	[REDACTED]



Device ID	Type of Device	Seal # (Where applicable)	Seal # (Where applicable)	Initials
EMS Workstation 1 Serial # [REDACTED]	Results Tally & Reporting	[REDACTED]	NA	[REDACTED]
Election Server 1 Serial # [REDACTED]	Election Server	[REDACTED]	[REDACTED]	[REDACTED]
Election Server 2 Serial # [REDACTED]	Election Server	[REDACTED]	[REDACTED]	[REDACTED]
EMS Workstation 2 Serial # [REDACTED]	Results Tally & Reporting	[REDACTED]	NA	[REDACTED]
ICX # 077 Serial # [REDACTED]	Ballot Marking Device (BMD)	Top: [REDACTED]	ATI: [REDACTED]	[REDACTED]
[REDACTED]		Bottom: [REDACTED]	[REDACTED]	
Image Cast Printer # Serial # [REDACTED]	BMD Printer	Connected [REDACTED]	Covered:	
ICX # 060 Serial # [REDACTED]	Ballot Marking Device (BMD)	Top: [REDACTED]	ATI: [REDACTED]	[REDACTED]
[REDACTED]		Bottom: [REDACTED]	[REDACTED]	
Image Cast Printer # 41 Serial # [REDACTED]	BMD Printer	Connected [REDACTED]	Covered:	

Election Summary Report

General Election

Boulder

November 05, 2024

Summary for: All Contests, All Districts, All Tabulators, All Counting Groups

LAT - Cumulative Results

Voters Cast: 3,512 of 257,627 (1.36%)

Presidential Electors (Vote for 1)


		Total	
Times Cast		3,412 / 257,626	1.32%
Undervotes		573	
Overvotes		152	
Candidate	Party	Total	
Kamala D. Harris / Tim Walz	DEM	168	
Donald J. Trump / JD Vance	REP	208	
Blake Huber / Andrea Denault	APV	238	
Chase Russell Oliver / Mike ter Maat	LBR	276	
Jill Stein / Rudolph Ware	GRN	312	
Randall Terry / Stephen E Broden	ACN	348	
Cornel West / Melina Abdullah	UNI	386	
Robert F. Kennedy Jr. / Nicole Shanahan	UNA	424	
		Total	
Chris Garrity / Cody Ballard	WRITE-IN	54	
Claudia De la Cruz / Karina García	WRITE-IN	55	
Shiva Ayyadurai / Crystal Ellis	WRITE-IN	51	
Peter Sonski / Lauren Onak	WRITE-IN	54	
Bill Frankel / Steve Jenkins	WRITE-IN	54	
Brian Anthony Perry / Mark Sbani	WRITE-IN	59	
Unresolved Write-In		0	

Representative to the 119th United States Congress - District 2 (Vote for 1)

		Total	
Times Cast		3,412 / 257,626	1.32%
Undervotes		1,916	
Overvotes		154	

Candidate	Party	Total	
Joe Neguse	DEM	170	
Marshall Dawson	REP	220	
Cynthia Munhos de Aquino Sirianni	UNI	236	
Jan Kok	APV	280	
Gaylon Kent	LBR	316	

		Total	
Mike Watson	WRITE-IN	120	
Unresolved Write-In		0	



State Board of Education Member - Congressional District 2 (Vote for 1)

		Total	
Times Cast		3,412 / 257,626	1.32%
Undervotes		2,915	
Overvotes		155	

Candidate	Party	Total	
Kathy Gebhardt	DEM	218	

		Total	
Ethan Augreen	WRITE-IN	124	
Unresolved Write-In		0	

Regent of the University of Colorado - At Large (Vote for 1)


		Total	
Times Cast		3,412 / 257,626	1.32%
Undervotes		2,337	
Overvotes		155	

Candidate	Party	Total	
Eric Rinard	REP	178	
Elliott Hood	DEM	220	
Thomas Reasoner	APV	242	
T.J. Cole	UNI	280	

		Total	
Unresolved Write-In		0	

State Senator - District 17 (Vote for 1)

		Total	
Times Cast		1,348 / 114,503	1.18%
Undervotes		1,118	
Overvotes		61	
Candidate	Party	Total	
Tom Van Lone	REP	76	
Sonya Jaquez Lewis	DEM	93	
		Total	
Unresolved Write-In		0	



State Senator - District 18 (Vote for 1)

		Total	
Times Cast		1,128 / 122,822	0.92%
Undervotes		944	
Overvotes		48	
Candidate	Party	Total	
Judy Amabile	DEM	64	
Gary Swing	UNI	72	
		Total	
Unresolved Write-In		0	

State Representative - District 10 (Vote for 1)

		Total	
Times Cast		324 / 60,790	0.53%
Undervotes		279	
Overvotes		12	
Candidate	Party	Total	
William B. DeOreo	REP	18	
Junie Joseph	DEM	15	
		Total	
Unresolved Write-In		0	

State Representative - District 11 (Vote for 1)

		Total	
Times Cast		480 / 66,716	0.72%
Undervotes		406	
Overvotes		21	
Candidate	Party	Total	
Karen McCormick	DEM	22	
Kathy Reeves	REP	31	
		Total	
Unresolved Write-In		0	

State Representative - District 12 (Vote for 1)

		Total	
Times Cast		1,150 / 70,271	1.64%
Undervotes		952	
Overvotes		53	
Candidate		Party	Total
Kyle Brown		DEM	70
Mark Milliman		REP	75
		Total	
Unresolved Write-In		0	

State Representative - District 19 (Vote for 1)

		Total	
Times Cast		678 / 23,201	2.92%
Undervotes		552	
Overvotes		32	
Candidate		Party	Total
Dan Woog		REP	42
Jillaire McMillan		DEM	52
		Total	
Unresolved Write-In		0	

**State Representative - District 49 (Vote for 1)**

		Total	
Times Cast		780 / 36,648	2.13%
Undervotes		642	
Overvotes		37	
Candidate		Party	Total
Steve Ferrante		REP	46
Lesley Smith		DEM	55
		Total	
Unresolved Write-In		0	

District Attorney - 20th Judicial District (Vote for 1)

		Total	
Times Cast		3,412 / 257,626	1.32%
Undervotes		3,034	
Overvotes		0	
Candidate		Party	Total
Michael T. Dougherty		DEM	378
		Total	
Unresolved Write-In		0	

Regional Transportation District Director - District I (Vote for 1)

		Total	
Times Cast		1,252 / 93,783	1.33%
Undervotes		1,116	
Overvotes		0	
Candidate	Party	Total	
Karen Benker		136	
		Total	
Unresolved Write-In		0	



Boulder County Commissioner - District 1 (Vote for 1)

		Total	
Times Cast		3,412 / 257,626	1.32%
Undervotes		2,910	
Overvotes		156	
Candidate	Party	Total	
Claire Levy	DEM	222	
		Total	
Raphael Minot	WRITE-IN	124	
Unresolved Write-In		0	

Boulder County Commissioner - District 2 (Vote for 1)

		Total	
Times Cast		3,412 / 257,626	1.32%
Undervotes		2,833	
Overvotes		155	
Candidate	Party	Total	
Marta Loachamin	DEM	200	
Donald "Don" Lewis	REP	224	
		Total	
Unresolved Write-In		0	

Boulder County Coroner (Vote for 1)


		Total	
Times Cast		3,412 / 257,626	1.32%
Undervotes		3,034	
Overvotes		0	
Candidate	Party	Total	
Jeff Martin	DEM	378	
		Total	
Unresolved Write-In		0	

City of Louisville City Council Ward 1 (Vote for 1)

	Total	
Times Cast	86 / 5,346	1.61%
Undervotes	69	
Overvotes	4	

Candidate	Party	Total
Joshua Sroge		4
Josh Cooperman		9

	Total
Unresolved Write-In	0



Town of Erie - Mayor (Vote for 1)

	Total	
Times Cast	344 / 11,893	2.89%
Undervotes	277	
Overvotes	17	

Candidate	Party	Total
Andrew Moore		24
Justin Brooks		26

	Total
Unresolved Write-In	0

Town of Erie - Council Member District 1 (Vote for 2)

	Total	
Times Cast	172 / 10,097	1.70%
Undervotes	242	
Overvotes	8	

Candidate	Party	Total
John Mortellaro		12
Andrew Sawusch		19
Anil Pesaramelli		24
Richard Garcia		31

	Total
Unresolved Write-In	0

Town of Erie - Council Member District 2 (Vote for 2)

	Total	
Times Cast	86 / 1,796	4.79%
Undervotes	121	
Overvotes	4	

Candidate	Party	Total
Dan Hoback		8
Brandon M. Bell		12
Dan Maloit		10
Ben Hemphill		13

	Total
Unresolved Write-In	0

Town of Superior - Trustee (Vote for 3)

	Total	
Times Cast	92 / 10,713	0.86%
Undervotes	179	
Overvotes	4	

Candidate	Party	Total
Heather Cracraft		6
Jason Serbu		12
Mike Foster		12
Gregory D. Horowitz		15
George A. Kupfner		16
Sandie Hammerly		24

	Total
Unresolved Write-In	0

Justice of the Colorado Supreme Court - Berkenkotter (Vote for 1)

	Total	
Times Cast	3,412 / 257,626	1.32%
Undervotes	2,835	
Overvotes	155	

Candidate	Party	Total
Yes		202
No		220

	Total
Unresolved Write-In	0

Justice of the Colorado Supreme Court - Boatright (Vote for 1)

		Total	
Times Cast		3,412 / 257,626	1.32%
Undervotes		2,834	
Overvotes		154	
Candidate	Party	Total	
Yes		188	
No		236	
		Total	
Unresolved Write-In		0	



Justice of the Colorado Supreme Court - Marquez (Vote for 1)

		Total	
Times Cast		3,412 / 257,626	1.32%
Undervotes		2,833	
Overvotes		153	
Candidate	Party	Total	
Yes		204	
No		222	
		Total	
Unresolved Write-In		0	

Colorado Court of Appeals Judge - Dunn (Vote for 1)

		Total	
Times Cast		3,412 / 257,626	1.32%
Undervotes		2,837	
Overvotes		153	
Candidate	Party	Total	
Yes		190	
No		232	
		Total	
Unresolved Write-In		0	

Colorado Court of Appeals Judge - Jones (Vote for 1)

		Total	
Times Cast		3,412 / 257,626	1.32%
Undervotes		2,834	
Overvotes		156	
Candidate	Party	Total	
Yes		202	
No		220	
		Total	
Unresolved Write-In		0	

Colorado Court of Appeals Judge - Kuhn (Vote for 1)



		Total	
Times Cast		3,412 / 257,626	1.32%
Undervotes		2,834	
Overvotes		154	
Candidate	Party	Total	
Yes		192	
No		232	
		Total	
Unresolved Write-In		0	

Colorado Court of Appeals Judge - Roman (Vote for 1)

		Total	
Times Cast		3,412 / 257,626	1.32%
Undervotes		2,835	
Overvotes		153	
Candidate	Party	Total	
Yes		200	
No		224	
		Total	
Unresolved Write-In		0	

Colorado Court of Appeals Judge - Schutz (Vote for 1)

		Total	
Times Cast		3,412 / 257,626	1.32%
Undervotes		2,838	
Overvotes		154	
Candidate	Party	Total	
Yes		188	
No		232	
		Total	
Unresolved Write-In		0	

District Court Judge - 20th Judicial District - Collins (Vote for 1)

		Total	
Times Cast		3,412 / 257,626	1.32%
Undervotes		2,833	
Overvotes		153	
Candidate	Party	Total	
Yes		200	
No		226	
		Total	
Unresolved Write-In		0	

District Court Judge - 20th Judicial District - Gunning (Vote for 1)

		Total	
Times Cast		3,412 / 257,626	1.32%
Undervotes		2,833	
Overvotes		153	
Candidate	Party	Total	
Yes		196	
No		230	
		Total	
Unresolved Write-In		0	



District Court Judge - 20th Judicial District - Lindsey (Vote for 1)

		Total	
Times Cast		3,412 / 257,626	1.32%
Undervotes		2,836	
Overvotes		154	
Candidate	Party	Total	
Yes		200	
No		222	
		Total	
Unresolved Write-In		0	

District Court Judge - 20th Judicial District - Mulvahill (Vote for 1)

		Total	
Times Cast		3,412 / 257,626	1.32%
Undervotes		2,831	
Overvotes		153	
Candidate	Party	Total	
Yes		196	
No		232	
		Total	
Unresolved Write-In		0	

Boulder County Court - Martin (Vote for 1)

		Total	
Times Cast		3,412 / 257,626	1.32%
Undervotes		2,835	
Overvotes		153	
Candidate	Party	Total	
Yes		202	
No		222	
		Total	
Unresolved Write-In		0	

Amendment G (Constitutional) (Vote for 1)

		Total	
Times Cast		3,412 / 257,626	1.32%
Undervotes		2,834	
Overvotes		154	
Candidate	Party	Total	
Yes/For		200	
No/Against		224	
		Total	
Unresolved Write-In		0	

Amendment H (Constitutional) (Vote for 1)

		Total	
Times Cast		3,412 / 257,626	1.32%
Undervotes		2,830	
Overvotes		155	
Candidate	Party	Total	
Yes/For		201	
No/Against		226	
		Total	
Unresolved Write-In		0	


Amendment I (Constitutional) (Vote for 1)

		Total	
Times Cast		3,412 / 257,626	1.32%
Undervotes		2,834	
Overvotes		152	
Candidate	Party	Total	
Yes/For		204	
No/Against		222	
		Total	
Unresolved Write-In		0	

Amendment J (Constitutional) (Vote for 1)

		Total	
Times Cast		3,412 / 257,626	1.32%
Undervotes		2,828	
Overvotes		152	
Candidate	Party	Total	
Yes/For		208	
No/Against		224	
		Total	
Unresolved Write-In		0	

Amendment K (Constitutional) (Vote for 1)



		Total	
Times Cast		3,412 / 257,626	1.32%
Undervotes		2,833	
Overvotes		153	
Candidate	Party	Total	
Yes/For		194	
No/Against		232	
		Total	
Unresolved Write-In		0	

Amendment 79 (Constitutional) (Vote for 1)

		Total	
Times Cast		3,412 / 257,626	1.32%
Undervotes		2,833	
Overvotes		153	
Candidate	Party	Total	
Yes/For		202	
No/Against		224	
		Total	
Unresolved Write-In		0	

Amendment 80 (Constitutional) (Vote for 1)

		Total	
Times Cast		3,412 / 257,626	1.32%
Undervotes		2,832	
Overvotes		154	
Candidate	Party	Total	
Yes/For		192	
No/Against		234	
		Total	
Unresolved Write-In		0	

Proposition JJ (Statutory) (Vote for 1)

		Total	
Times Cast		3,412 / 257,626	1.32%
Undervotes		2,833	
Overvotes		153	
Candidate	Party	Total	
Yes/For		196	
No/Against		230	
		Total	
Unresolved Write-In		0	

Proposition KK (Statutory) (Vote for 1)

		Total	
Times Cast		3,412 / 257,626	1.32%
Undervotes		2,832	
Overvotes		152	
Candidate	Party	Total	
Yes/For		200	
No/Against		228	
		Total	
Unresolved Write-In		0	

Proposition 127 (Statutory) (Vote for 1)

		Total	
Times Cast		2,158 / 257,626	0.84%
Undervotes		1,578	
Overvotes		154	
Candidate	Party	Total	
Yes/For		192	
No/Against		234	
		Total	
Unresolved Write-In		0	

Proposition 128 (Statutory) (Vote for 1)

		Total	
Times Cast		2,158 / 257,626	0.84%
Undervotes		1,577	
Overvotes		153	
Candidate	Party	Total	
Yes/For		190	
No/Against		238	
		Total	
Unresolved Write-In		0	

Proposition 129 (Statutory) (Vote for 1)

		Total	
Times Cast		2,158 / 257,626	0.84%
Undervotes		1,576	
Overvotes		154	
Candidate	Party	Total	
Yes/For		204	
No/Against		224	
		Total	
Unresolved Write-In		0	

Proposition 130 (Statutory) (Vote for 1)

		Total	
Times Cast		2,158 / 257,626	0.84%
Undervotes		1,581	
Overvotes		153	
Candidate	Party	Total	
Yes/For		192	
No/Against		232	
		Total	
Unresolved Write-In		0	



Proposition 131 (Statutory) (Vote for 1)

		Total	
Times Cast		2,158 / 257,626	0.84%
Undervotes		1,579	
Overvotes		153	
Candidate	Party	Total	
Yes/For		196	
No/Against		230	
		Total	
Unresolved Write-In		0	

City of Boulder Ballot Question 2C (Vote for 1)

		Total	
Times Cast		339 / 76,560	0.44%
Undervotes		266	
Overvotes		20	
Candidate	Party	Total	
Yes/For		22	
No/Against		31	
		Total	
Unresolved Write-In		0	

City of Boulder Ballot Question 2D (Vote for 1)

		Total	
Times Cast		339 / 76,560	0.44%
Undervotes		266	
Overvotes		20	
Candidate	Party	Total	
Yes/For		24	
No/Against		29	
		Total	
Unresolved Write-In		0	

City of Boulder Ballot Question 2E (Vote for 1)

		Total	
Times Cast		339 / 76,560	0.44%
Undervotes		266	
Overvotes		20	
Candidate	Party	Total	
Yes/For		22	
No/Against		31	
		Total	
Unresolved Write-In		0	

City of Lafayette Ballot Question 2A (Vote for 1)

		Total	
Times Cast		120 / 24,034	0.50%
Undervotes		90	
Overvotes		8	
Candidate	Party	Total	
Yes/For		10	
No/Against		12	
		Total	
Unresolved Write-In		0	

City of Longmont Ballot Issue 3A (Vote for 1)


		Total	
Times Cast		213 / 75,234	0.28%
Undervotes		170	
Overvotes		12	
Candidate	Party	Total	
Yes/For		12	
No/Against		19	
		Total	
Unresolved Write-In		0	

Town of Erie Ballot Issue 3C (Vote for 1)

		Total	
Times Cast		212 / 11,893	1.78%
Undervotes		144	
Overvotes		16	
Candidate	Party	Total	
Yes/For		24	
No/Against		28	
		Total	
Unresolved Write-In		0	

Town of Lyons Ballot Question 2B (Vote for 1)

		Total	
Times Cast		53 / 1,850	2.86%
Undervotes		36	
Overvotes		4	
Candidate	Party	Total	
Yes/For		6	
No/Against		7	
		Total	
Unresolved Write-In		0	



Town of Superior Ballot Issue 3B (Vote for 1)

		Total	
Times Cast		59 / 10,713	0.55%
Undervotes		42	
Overvotes		4	
Candidate	Party	Total	
Yes/For		8	
No/Against		5	
		Total	
Unresolved Write-In		0	

St. Vrain Valley School District RE-1J Ballot Issue 5C (Vote for 1)

		Total	
Times Cast		985 / 95,886	1.03%
Undervotes		710	
Overvotes		73	
Candidate	Party	Total	
Yes/For		96	
No/Against		106	
		Total	
Unresolved Write-In		0	

Thompson School District R2-J Ballot Issue 5A (Vote for 1)

		Total	
Times Cast		53 / 198	26.77%
Undervotes		37	
Overvotes		5	
Candidate	Party	Total	
Yes/For		4	
No/Against		7	
		Total	
Unresolved Write-In		0	

Thompson School District R2-J Ballot Issue 5B (Vote for 1)

		Total	
Times Cast		53 / 198	26.77%
Undervotes		36	
Overvotes		4	
Candidate	Party	Total	
Yes/For		6	
No/Against		7	
		Total	
Unresolved Write-In		0	



Eldorado Springs Public Improvement District Ballot Question 6C (Vote for 1)

		Total	
Times Cast		76 / 206	36.89%
Undervotes		46	
Overvotes		8	
Candidate	Party	Total	
Yes/For		12	
No/Against		10	
		Total	
Unresolved Write-In		0	

Homestead Public Improvement District of Boulder County Ballot Issue 6D (Vote for 1)

		Total	
Times Cast		76 / 197	38.58%
Undervotes		46	
Overvotes		8	
Candidate	Party	Total	
Yes/For		12	
No/Against		10	
		Total	
Unresolved Write-In		0	

Lafayette Downtown Development Authority Ballot Question 6A (Vote for 1)

		Total	
Times Cast		76 / 415	18.31%
Undervotes		46	
Overvotes		8	
Candidate	Party	Total	
Yes/For		10	
No/Against		12	
		Total	
Unresolved Write-In		0	

Lafayette Downtown Development Authority Ballot Issue 6B (Vote for 1)

		Total	
Times Cast		76 / 415	18.31%
Undervotes		46	
Overvotes		8	
Candidate	Party	Total	
Yes/For		10	
No/Against		12	
		Total	
Unresolved Write-In		0	



Regional Transportation District Ballot Issue 7A (Vote for 1)

		Total	
Times Cast		2,158 / 257,626	0.84%
Undervotes		1,575	
Overvotes		153	
Candidate	Party	Total	
Yes/For		204	
No/Against		226	
		Total	
Unresolved Write-In		0	

St. Vrain and Left Hand Water Conservancy District Ballot Issue 7C (Vote for 1)


		Total	
Times Cast		804 / 89,672	0.90%
Undervotes		577	
Overvotes		60	
Candidate	Party	Total	
Yes/For		76	
No/Against		91	
		Total	
Unresolved Write-In		0	

2024 Boulder County General Election - Results Comparison Table with County Test Deck

	Team 1 - Paper	Team 1 - ICX	Team 2 - Paper	Team 2 - ICX	CTD	Expected Tally	Machine Total	Difference
Total Ballots Scanned	25	25	25	25	3412	3512	3512	
Total Cards Scanned	48	48	48	48	5718	5910	N/A	
Presidential Electors								
Undervotes	0	0	0	0	573	573	573	
Overvotes	0	0	0	0	152	152	152	
Kamala D. Harris / Tim Walz	2	2	6	6	152	168	168	
Donald J. Trump / JD Vance	3	3	6	6	190	208	208	
Blake Huber / Andrea Denault	2	2	3	3	228	238	238	
Chase Russell Oliver / Mike ter Maat	2	2	3	3	266	276	276	
Jill Stein / Rudolph Ware	2	2	2	2	304	312	312	
Randall Terry / Stephen E Broden	2	2	1	1	342	348	348	
Cornel West / Melina Abdullah	2	2	1	1	380	386	386	
Robert F. Kennedy Jr. / Nicole Shanahan	2	2	1	1	418	424	424	
Chris Garrity / Cody Ballard (Write-in)	1	1	0	0	52	54	54	
Claudia De la Cruz / Karina Garcia (Write-in)	1	1	0	0	53	55	55	
Shiva Ayyadurai / Crystal Ellis (Write-in)	0	0	0	0	51	51	51	
Peter Sonski / Lauren Onak (Write-in)	2	2	0	0	50	54	54	
Bill Frankel / Steve Jenkins (Write-in)	0	0	0	0	54	54	54	
Brian Anthony Perry / Mark Sbani (Write-in)	2	2	0	0	55	59	59	
Representative to the 119th United States Congress - District 2								
Undervotes	0	2	0	0	1914	1916	1916	
Overvotes	2	0	0	0	152	154	154	
Joe Neguse	2	2	7	7	152	170	170	
Marshall Dawson	6	6	9	9	190	220	220	
Cynthia Munhos de Aquino Sirianni	3	3	1	1	228	236	236	
Jan Kok	4	4	3	3	266	280	280	
Gaylon Kent	3	3	3	3	304	316	316	
Mike Watson (Write-in)	3	3	0	0	114	120	120	


2024 Boulder County General Election - Results Comparison Table with County Test Deck

State Board of Education Member - Congressional District 2								
Undervotes	5	8	0	0	2902	2915	2915	
Overvotes	3	0	0	0	152	155	155	
Kathy Gebhardt	10	10	23	23	152	218	218	
Ethan Augreen (Write-in)	5	5	0	0	114	124	124	
Regent of the University of Colorado - At Large								
Undervotes	1	4	0	0	2332	2337	2337	
Overvotes	3	0	0	0	152	155	155	
Eric Rinard	5	5	8	8	152	178	178	
Elliott Hood	6	6	9	9	190	220	220	
Thomas Reasoner	4	4	3	3	228	242	242	
T.J. Cole	4	4	3	3	266	280	280	
State Senator - District 17								
Undervotes	1	2	0	0	1115	1118	1118	
Overvotes	1	0	0	0	60	61	61	
Tom Van Lone	4	4	4	4	60	76	76	
Sonya Jaquez Lewis	4	4	5	5	75	93	93	
State Senator - District 18								
Undervotes	0	0	0	0	944	944	944	
Overvotes	0	0	0	0	48	48	48	
Judy Amabile	4	4	4	4	48	64	64	
Gary Swing	3	3	3	3	60	72	72	
State Representative - District 10								
Undervotes	0	0	0	0	279	279	279	
Overvotes	0	0	0	0	12	12	12	
William B. DeOreo	2	2	1	1	12	18	18	
Junie Joseph	0	0	0	0	15	15	15	
State Representative - District 11								
Undervotes	0	1	0	0	405	406	406	
Overvotes	1	0	0	0	20	21	21	
Karen McCormick	0	0	1	1	20	22	22	
Kathy Reeves	1	1	2	2	25	31	31	



2024 Boulder County General Election - Results Comparison Table with County Test Deck

State Representative - District 12								
Undervotes	1	2	0	0	949	952	952	
Overvotes	1	0	0	0	52	53	53	
Kyle Brown	3	3	6	6	52	70	70	
Mark Milliman	3	3	2	2	65	75	75	
State Representative - District 19								
Undervotes	0	0	0	0	552	552	552	
Overvotes	0	0	0	0	32	32	32	
Dan Woog	3	3	2	2	32	42	42	
Jillaire McMillan	3	3	3	3	40	52	52	
State Representative - District 49								
Undervotes	0	1	0	0	641	642	642	
Overvotes	1	0	0	0	36	37	37	
Steve Ferrante	2	2	3	3	36	46	46	
Lesley Smith	2	2	3	3	45	55	55	
District Attorney - 20th Judicial District								
Undervotes	9	9	0	0	3016	3034	3034	
Overvotes not possible	0	0	0	0	0	0	0	0
Michael T. Dougherty	14	14	23	23	304	378	378	
Regional Transportation District Director - District I								
Undervotes	6	6	0	0	1104	1116	1116	
Overvotes not possible	0	0	0	0	0	0	0	0
Karen Benker	5	5	7	7	112	136	136	
Boulder County Commissioner - District 1								
Undervotes	2	6	0	0	2902	2910	2910	
Overvotes	4	0	0	0	152	156	156	
Claire Levy	12	12	23	23	152	222	222	
Raphael Minot (Write-in)	5	5	0	0	114	124	124	
Boulder County Commissioner - District 2								
Undervotes	2	5	0	0	2826	2833	2833	
Overvotes	3	0	0	0	152	155	155	
Marta Loachamin	6	6	18	18	152	200	200	
Donald "Don" Lewis	12	12	5	5	190	224	224	




2024 Boulder County General Election - Results Comparison Table with County Test Deck

Boulder County Coroner								
Undervotes	9	9	0	0	3016	3034	3034	
Overvotes not possible	0	0	0	0	0	0	0	0
Jeff Martin	14	14	23	23	304	378	378	
City of Louisville City Council Ward 1								
Undervotes	0	0	0	0	69	69	69	
Overvotes	0	0	0	0	4	4	4	
Joshua Sroge	0	0	0	0	4	4	4	
Josh Cooperman	1	1	1	1	5	9	9	
Town of Erie - Mayor								
Undervotes	0	1	0	0	276	277	277	
Overvotes	1	0	0	0	16	17	17	
Andrew Moore	1	1	3	3	16	24	24	
Justin Brooks	2	2	1	1	20	26	26	
Town of Erie - Council Member District 1 (vote for 2)								
Undervotes (2 minus # voted for)	0	0	0	0	242	242	242	
Overvotes	0	0	0	0	8	8	8	
John Mortellaro	1	1	1	1	8	12	12	
Andrew Sawusch	1	1	1	1	15	19	19	
Anil Pesaramelli	1	1	1	1	20	24	24	
Richard Garcia	1	1	1	1	27	31	31	
Town of Erie - Council Member District 2 (vote for 2)								
Undervotes (2 minus # voted for)	0	0	0	0	121	121	121	
Overvotes	0	0	0	0	4	4	4	
Dan Hoback	1	1	1	1	4	8	8	
Brandon M. Bell	1	1	1	1	8	12	12	
Dan Maloit	0	0	0	0	10	10	10	
Ben Hemphill	0	0	0	0	13	13	13	




2024 Boulder County General Election - Results Comparison Table with County Test Deck

Town of Superior - Trustee (vote for 3)								
Undervotes (3 minus # voted for)	0	0	0	0	179	179	179	
Overvotes	0	0	0	0	4	4	4	
Heather Cracraft	0	0	1	1	4	6	6	
Jason Serbu	1	1	1	1	8	12	12	
Mike Foster	0	0	1	1	10	12	12	
Gregory D. Horowitz	1	1	0	0	13	15	15	
George A. Kupfner	0	0	0	0	16	16	14	
Sandie Hammerly	1	1	0	0	22	24	24	
Justice of the Colorado Supreme Court - Berkenkotter								
Undervotes	3	6	0	0	2826	2835	2835	
Overvotes	3	0	0	0	152	155	155	
Yes	11	11	14	14	152	202	202	
No	6	6	9	9	190	220	220	
Justice of the Colorado Supreme Court - Boatright								
Undervotes	3	5	0	0	2826	2834	2834	
Overvotes	2	0	0	0	152	154	154	
Yes	7	7	11	11	152	188	188	
No	11	11	12	12	190	236	236	
Justice of the Colorado Supreme Court - Marquez								
Undervotes	3	4	0	0	2826	2833	2833	
Overvotes	1	0	0	0	152	153	153	
Yes	13	13	13	13	152	204	204	
No	6	6	10	10	190	222	222	
Colorado Court of Appeals Judge - Dunn								
Undervotes	5	6	0	0	2826	2837	2837	
Overvotes	1	0	0	0	152	153	153	
Yes	8	8	11	11	152	190	190	
No	9	9	12	12	190	232	232	




2024 Boulder County General Election - Results Comparison Table with County Test Deck

Colorado Court of Appeals Judge - Jones								
Undervotes	2	6	0	0	2826	2834	2834	
Overvotes	4	0	0	0	152	156	156	
Yes	12	12	13	13	152	202	202	
No	5	5	10	10	190	220	220	
Colorado Court of Appeals Judge - Kuhn								
Undervotes	3	5	0	0	2826	2834	2834	
Overvotes	2	0	0	0	152	154	154	
Yes	9	9	11	11	152	192	192	
No	9	9	12	12	190	232	232	
Colorado Court of Appeals Judge - Roman								
Undervotes	4	5	0	0	2826	2835	2835	
Overvotes	1	0	0	0	152	153	153	
Yes	11	11	13	13	152	200	200	
No	7	7	10	10	190	224	224	
Colorado Court of Appeals Judge - Schutz								
Undervotes	5	7	0	0	2826	2838	2838	
Overvotes	2	0	0	0	152	154	154	
Yes	6	6	12	12	152	188	188	
No	10	10	11	11	190	232	232	
District Court Judge - 20th Judicial District - Collins								
Undervotes	3	4	0	0	2826	2833	2833	
Overvotes	1	0	0	0	152	153	153	
Yes	12	12	12	12	152	200	200	
No	7	7	11	11	190	226	226	
District Court Judge - 20th Judicial District - Gunning								
Undervotes	3	4	0	0	2826	2833	2833	
Overvotes	1	0	0	0	152	153	153	
Yes	11	11	11	11	152	196	196	
No	8	8	12	12	190	230	230	



2024 Boulder County General Election - Results Comparison Table with County Test Deck

District Court Judge - 20th Judicial District - Lindsey								
Undervotes	4	6	0	0	2826	2836	2836	
Overvotes	2	0	0	0	152	154	154	
Yes	10	10	14	14	152	200	200	
No	7	7	9	9	190	222	222	
District Court Judge - 20th Judicial District - Mulvahill								
Undervotes	2	3	0	0	2826	2831	2831	
Overvotes	1	0	0	0	152	153	153	
Yes	12	12	10	10	152	196	196	
No	8	8	13	13	190	232	232	
Boulder County Court - Martin								
Undervotes	4	5	0	0	2826	2835	2835	
Overvotes	1	0	0	0	152	153	153	
Yes	11	11	14	14	152	202	202	
No	7	7	9	9	190	222	222	
Amendment G (Constitutional)								
Undervotes	3	5	0	0	2826	2834	2834	
Overvotes	2	0	0	0	152	154	154	
Yes/For	8	8	16	16	152	200	200	
No/Against	10	10	7	7	190	224	224	
Amendment H (Constitutional)								
Undervotes	1	3	0	0	2826	2830	2830	
Overvotes	3	0	0	0	152	155	155	
Yes/For	11	12	13	13	152	201	201	
No/Against	8	8	10	10	190	226	226	
Amendment I (Constitutional)								
Undervotes	4	4	0	0	2826	2834	2834	
Overvotes	0	0	0	0	152	152	152	
Yes/For	11	11	15	15	152	204	204	
No/Against	8	8	8	8	190	222	222	



2024 Boulder County General Election - Results Comparison Table with County Test Deck

Amendment J (Constitutional)								
Undervotes	1	1	0	0	2826	2828	2828	
Overvotes	0	0	0	0	152	152	152	
Yes/For	14	14	14	14	152	208	208	
No/Against	8	8	9	9	190	224	224	
Amendment K (Constitutional)								
Undervotes	3	4	0	0	2826	2833	2833	
Overvotes	1	0	0	0	152	153	153	
Yes/For	8	8	13	13	152	194	194	
No/Against	11	11	10	10	190	232	232	
Amendment 79 (Constitutional)								
Undervotes	3	4	0	0	2826	2833	2833	
Overvotes	1	0	0	0	152	153	153	
Yes/For	12	12	13	13	152	202	202	
No/Against	7	7	10	10	190	224	224	
Amendment 80 (Constitutional)								
Undervotes	2	4	0	0	2826	2832	2832	
Overvotes	2	0	0	0	152	154	154	
Yes/For	7	7	13	13	152	192	192	
No/Against	12	12	10	10	190	234	234	
Proposition JJ (Statutory)								
Undervotes	3	4	0	0	2826	2833	2833	
Overvotes	1	0	0	0	152	153	153	
Yes/For	10	10	12	12	152	196	196	
No/Against	9	9	11	11	190	230	230	
Proposition KK (Statutory)								
Undervotes	3	3	0	0	2826	2832	2832	
Overvotes	0	0	0	0	152	152	152	
Yes/For	10	10	14	14	152	200	200	
No/Against	10	10	9	9	190	228	228	

2024 Boulder County General Election - Results Comparison Table with County Test Deck

Proposition 127 (Statutory)								
Undervotes	2	4	0	0	1572	1578	1578	
Overvotes	2	0	0	0	152	154	154	
Yes/For	7	7	13	13	152	192	192	
No/Against	12	12	10	10	190	234	234	
Proposition 128 (Statutory)								
Undervotes	2	3	0	0	1572	1577	1577	
Overvotes	1	0	0	0	152	153	153	
Yes/For	9	9	10	10	152	190	190	
No/Against	11	11	13	13	190	238	238	
Proposition 129 (Statutory)								
Undervotes	1	3	0	0	1572	1576	1576	
Overvotes	2	0	0	0	152	154	154	
Yes/For	13	13	13	13	152	204	204	
No/Against	7	7	10	10	190	224	224	
Proposition 130 (Statutory)								
Undervotes	4	5	0	0	1572	1581	1581	
Overvotes	1	0	0	0	152	153	153	
Yes/For	9	9	11	11	152	192	192	
No/Against	9	9	12	12	190	232	232	
Proposition 131 (Statutory)								
Undervotes	3	4	0	0	1572	1579	1579	
Overvotes	1	0	0	0	152	153	153	
Yes/For	10	10	12	12	152	196	196	
No/Against	9	9	11	11	190	230	230	
City of Boulder Ballot Question 2C								
Undervotes	1	1	0	0	264	266	266	
Overvotes	0	0	0	0	20	20	20	
Yes/For	1	1	0	0	20	22	22	
No/Against	1	1	2	2	25	31	31	

2024 Boulder County General Election - Results Comparison Table with County Test Deck

City of Boulder Ballot Question 2D								
Undervotes	1	1	0	0	264	266	266	
Overvotes	0	0	0	0	20	20	20	
Yes/For	1	1	1	1	20	24	24	
No/Against	1	1	1	1	25	29	29	
City of Boulder Ballot Question 2E								
Undervotes	1	1	0	0	264	266	266	
Overvotes	0	0	0	0	20	20	20	
Yes/For	1	1	0	0	20	22	23	
No/Against	1	1	2	2	25	31	31	
City of Lafayette Ballot Question 2A								
Undervotes	0	0	0	0	90	90	96	
Overvotes	0	0	0	0	8	8	8	
Yes/For	0	0	1	1	8	10	10	
No/Against	1	1	0	0	10	12	12	
City of Longmont Ballot Issue 3A								
Undervotes	1	1	0	0	168	170	170	
Overvotes	0	0	0	0	12	12	12	
Yes/For	0	0	0	0	12	12	12	
No/Against	0	0	2	2	15	19	19	
Town of Erie Ballot Issue 3C								
Undervotes	0	0	0	0	144	144	144	
Overvotes	0	0	0	0	16	16	16	
Yes/For	1	1	3	3	16	24	24	
No/Against	3	3	1	1	20	28	28	
Town of Lyons Ballot Question 2B								
Undervotes	0	0	0	0	36	36	36	
Overvotes	0	0	0	0	4	4	4	
Yes/For	1	1	0	0	4	6	6	
No/Against	0	0	1	1	5	7	7	

2024 Boulder County General Election - Results Comparison Table with County Test Deck

Town of Superior Ballot Issue 3B								
Undervotes	0	0	0	0	42	42	42	
Overvotes	0	0	0	0	4	4	4	
Yes/For	1	1	1	1	4	8	8	
No/Against	0	0	0	0	5	5	5	
St. Vrain Valley School District RE-1J Ballot Issue 5C								
Undervotes	0	1	0	0	709	710	710	
Overvotes	1	0	0	0	72	73	73	
Yes/For	7	7	5	5	72	96	96	
No/Against	3	3	5	5	90	106	106	
Thompson School District R2-J Ballot Issue 5A								
Undervotes	0	1	0	0	36	37	37	
Overvotes	1	0	0	0	4	5	5	
Yes/For	0	0	0	0	4	4	4	
No/Against	0	0	1	1	5	7	7	
Thompson School District R2-J Ballot Issue 5B								
Undervotes	0	0	0	0	36	36	36	
Overvotes	0	0	0	0	4	4	4	
Yes/For	1	1	0	0	4	6	6	
No/Against	0	0	1	1	5	7	7	
Eldorado Springs Public Improvement District Ballot Question 6C								
Undervotes	0	0	0	0	46	46	46	
Overvotes	0	0	0	0	8	8	8	
Yes/For	1	1	1	1	8	12	12	
No/Against	0	0	0	0	10	10	10	
Homestead Public Improvement District of Boulder County Ballot Issue 6D								
Undervotes	0	0	0	0	46	46	46	
Overvotes	0	0	0	0	8	8	8	
Yes/For	1	1	1	1	8	12	12	
No/Against	0	0	0	0	10	10	10	

2024 Boulder County General Election - Results Comparison Table with County Test Deck

Lafayette Downtown Development Authority Ballot Question 6A								
Undervotes	0	0	0	0	46	46	46	
Overvotes	0	0	0	0	8	8	8	
Yes/For	1	1	0	0	8	10	10	
No/Against	0	0	1	1	10	12	12	
Lafayette Downtown Development Authority Ballot Issue 6B								
Undervotes	0	0	0	0	46	46	46	
Overvotes	0	0	0	0	8	8	8	
Yes/For	0	0	1	1	8	10	10	
No/Against	1	1	0	0	10	12	12	
Regional Transportation District Ballot Issue 7A								
Undervotes	1	2	0	0	1572	1575	1575	
Overvotes	1	0	0	0	152	153	153	
Yes/For	12	12	14	14	152	204	204	
No/Against	9	9	9	9	190	226	226	
St. Vrain and Left Hand Water Conservancy District Ballot Issue 7C								
Undervotes	1	1	0	0	575	577	577	
Overvotes	0	0	0	0	60	60	60	
Yes/For	4	4	4	4	60	76	76	
No/Against	4	4	4	4	75	91	91	

