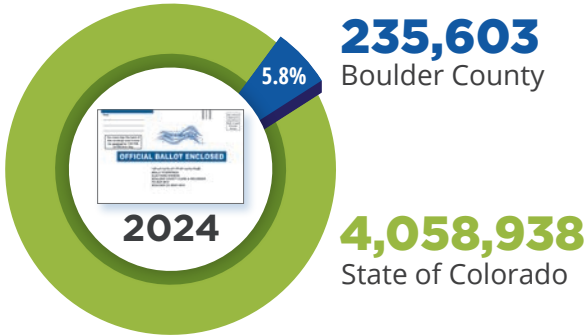


2024 POST- ELECTION DATA REPORT

VOTER + VOTING STATS | VOTER REGISTRATION

Based off Active Registration

Registered Voters by County & State

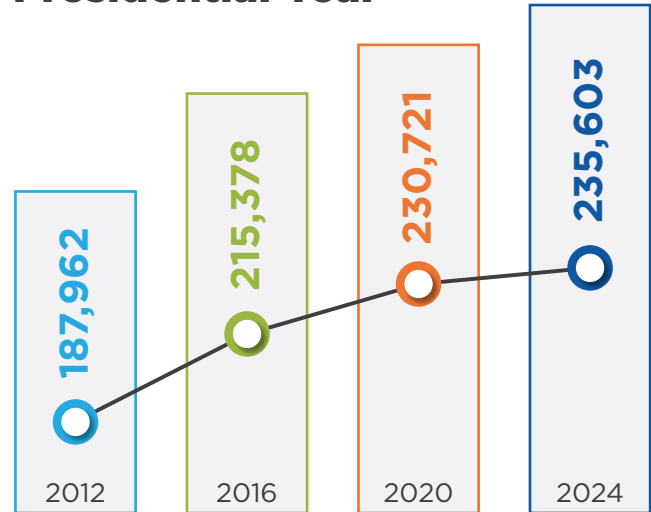


Registered voters have increased each year:

2020: **3,803,765**

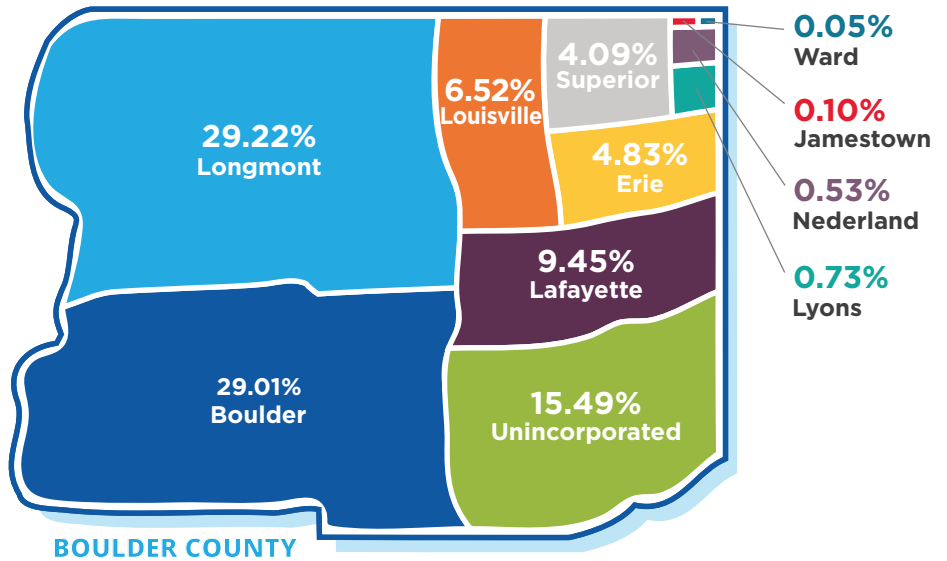
2016: **3,335,663**

Registered Voters by Presidential Year



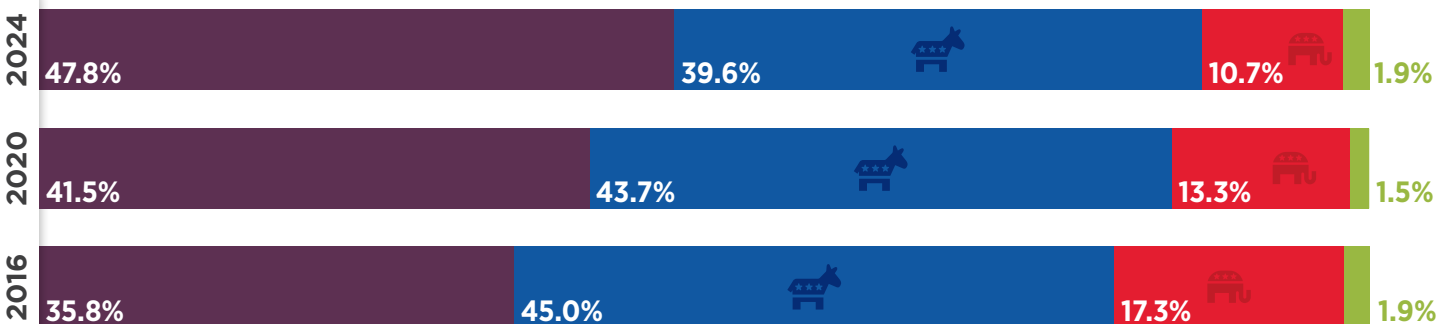
Registered Voters by Location

City	Voters
Longmont	68,836
Boulder	68,342
Unincorporated	36,493
Lafayette	22,275
Louisville	15,356
Erie	11,371
Superior	9,626
Lyons	1,724
Nederland	1,244
Jamestown	228
Ward	108
Total	235,603



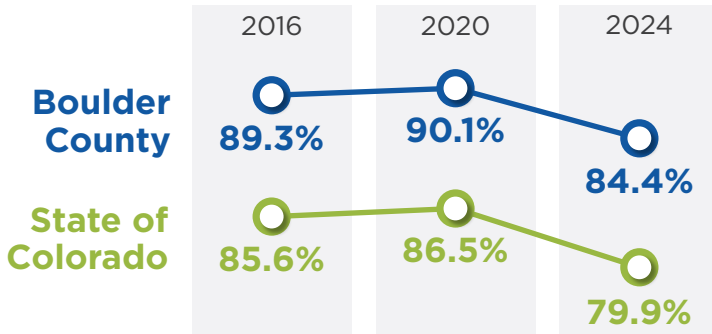
Registered Voters by Party

Unaffiliated Democratic Republican Other

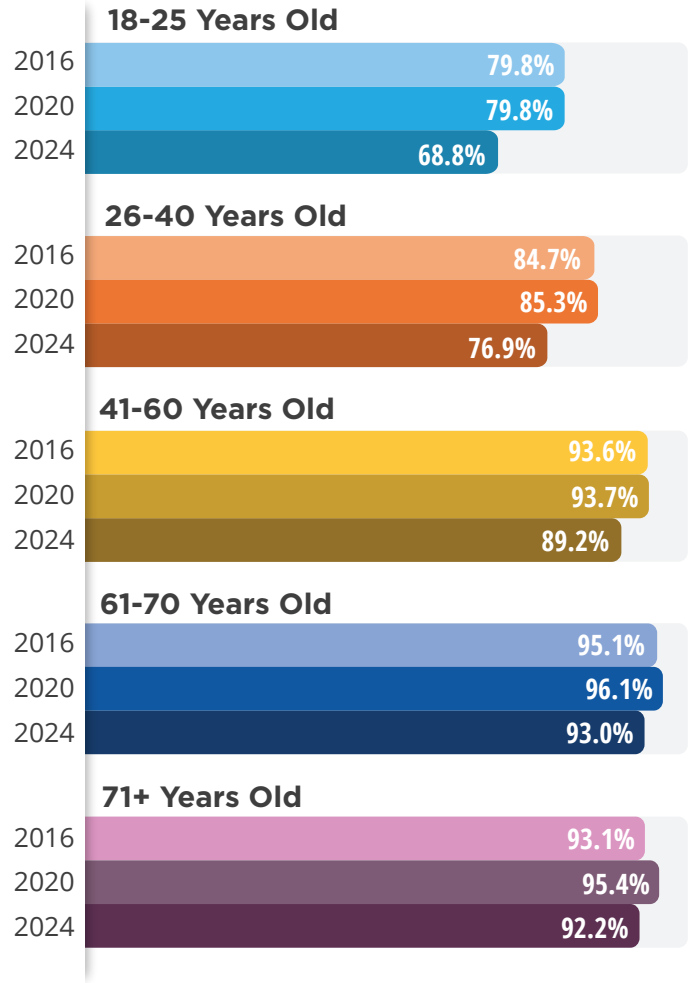


VOTER + VOTING STATS | VOTER TURNOUT*

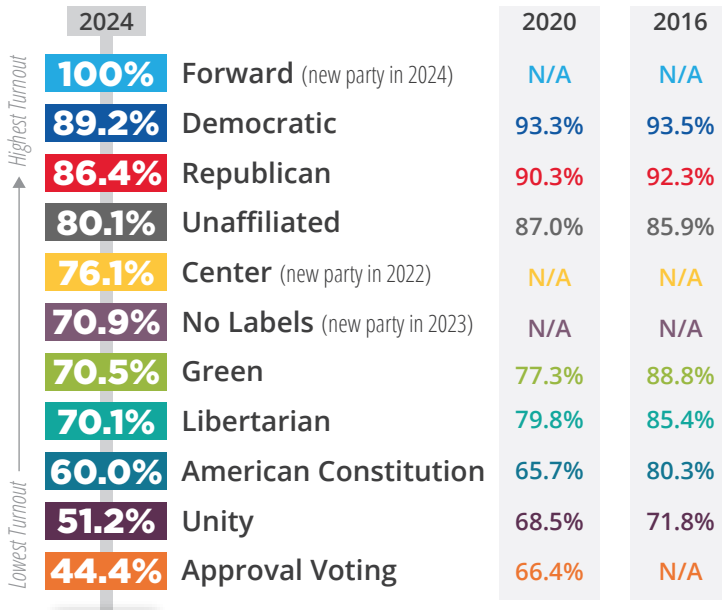
Voter Turnout County vs State



Voter Turnout by Age



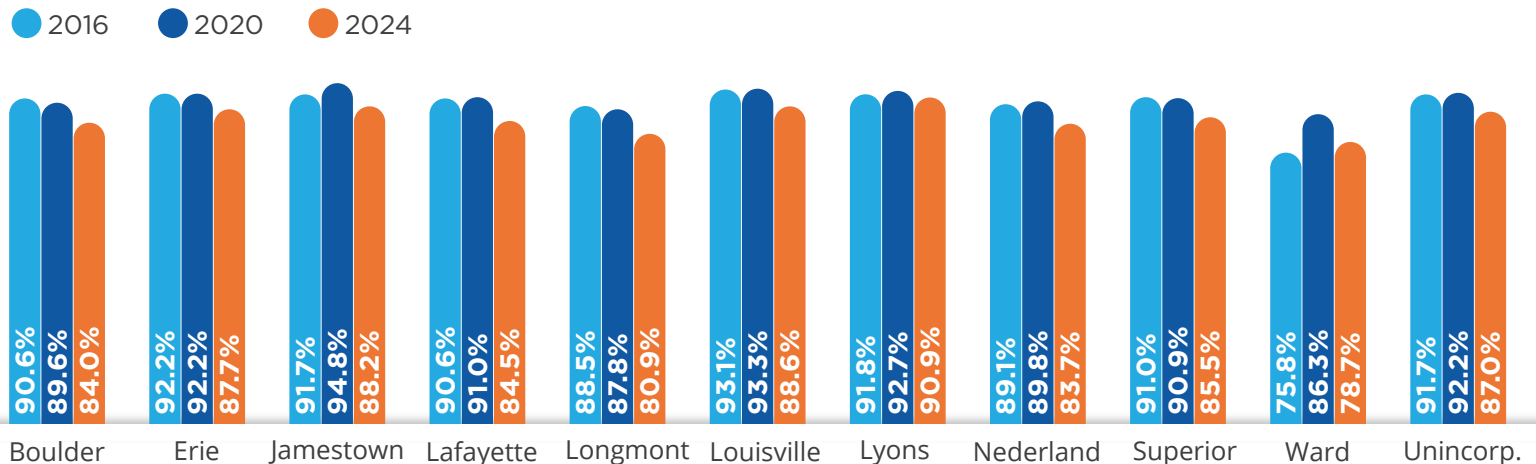
Voter Turnout by Party



Fun Fact

The Forward Party had 100% turnout for the 2024 General Election, all 16 of their active registered voters in Boulder County cast a ballot. Way to go!

Voter Turnout by Location



* Turnout for Boulder County is calculated from ballots counted (as opposed to cast) as that data is more readily available on public reports. It does not include property owner ballots.

VOTER + VOTING STATS | VOTER METHOD



49,000+

Ballots Returned
on Election Day

199,319

Total Ballots
Counted*

7.2%

14,317

Voted at a
Vote Center

10,253 By paper ballot

4,064 By ballot marking device

↳ 32 Voted a Spanish-language ballot

92.8%

184,569

Voted with a
mail ballot†



Fun Fact!

This year, election workers used Pocketalk devices to translate conversations in Vietnamese and Spanish.



Unique Ways Boulder County Elections Helped Voters in 2024

Senior Living Facility Events

By law, elections visits a number of senior living facilities around the county. **At least 3 voters were over 100 years old!**

13 Facilities Visited
215 Ballots Delivered to Seniors

Center for People with Disabilities Event

Elections held a special voting event at this organization's office to assist voters with disabilities.

13
Voters Assisted

County Jail Voting Event

Under new Colorado statute, all counties had to support a single day of in-person voting at county jail facilities for eligible electors.

75
Voters Assisted

* Includes small number of property owner ballots.

† Includes military / overseas email transmitted ballots.

** Estimates for these items are based off our award-winning **Ballot Box Tracking System** which provides estimates of the number of ballots based on weight of returned ballots. Because of the way these percentages were rounded, they do not add up to 100%.

How Voters Returned Their Mail Ballots**



80% 24-Hour Ballot Drop Box

5% Drive-by Ballot Drop-off Location

6% Post Office

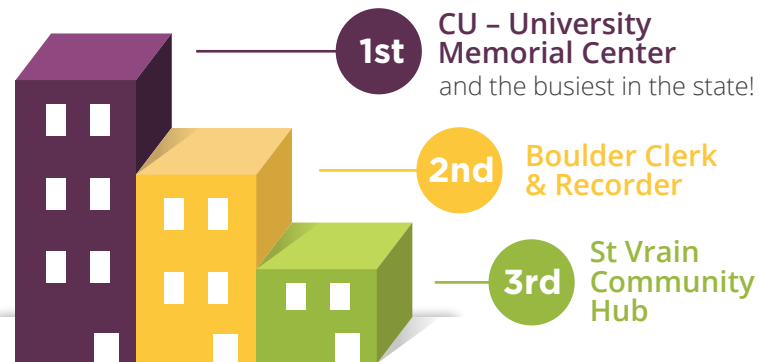
6% Vote Center

2% Secure Platform Electronic Delivery or Health Care Facility ballot return

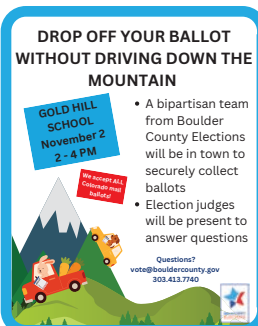
Did You Know?

Almost 2% of Boulder County voters were overseas or military voters. It takes around **250 hours** to process their ballots!

Most Popular Vote Centers



Anabel Rose has voted in every election since 1942!



New in 2024

Mobile mountain ballot collection where election judges collected ballots from voters in Jamestown and Gold Hill!


ELECTION PROCESS | PREPARATION + SECURITY

4 Elections conducted by Boulder County Elections in 12 months

Coordinated Election



Presidential Primary



Statewide Primary



General Election



Election Hiring & Training

1,572 People contacted to work the election

8 Recruiting events

4,656 Emails sent to judges & workers

45 Hours of interviews & online evaluations

1,103 Hours of online training completed by judges and workers – that's 6 weeks, 3 days, and 23.5 hours spent in online training!

123 Hours of in-person training sessions held by the Elections team in 19 sessions over 16 days



New Security Measures Implemented in 2024

- ✓ Implemented enhanced vulnerability scanning on the county network
- ✓ Updated entire Elections Division door access and camera systems prior to the fall election
- ✓ Conducted multiple election security tabletop exercises with key staff and personnel

High School Voter Registration Events

5 Voter registration events held throughout Boulder County

200+ Students registered to vote or made changes to their registration



15-year-olds can now pre-register to vote (previously had to be 16)

Securing Vote Centers

21 Unique keys for Vote Centers

6 Unique key cards for Vote Centers

54 Locks changed at Vote Centers*

*Locks are changed at Vote Center locations during elections so that only elections staff have access to the rooms. Once the centers close, locks are changed back to the originals so that hosts have access to the rooms once again.



Monarch High School



Boulder High School

132,626+

Voter registration records were processed or updated by Boulder County Elections in 2024!

ELECTION PROCESS | IMPLEMENTATION

Judges, Workers, & Staff

567 Temporary election judges & workers hired for the election

20+ Full-time staff supporting elections

60+ County employees who assisted the Elections Division on Election Day

531 People who worked on Election Day including:

255 At Vote Centers



271 In Ballot Processing & Collection



Workers by Party Affiliation




48% Democratic



31% Republican



21% Other



Official Watcher Visits

61 At Ballot Processing Center

138 At Vote Centers



200+



Voting signs and flags posted



Student Judges

46 Student judges served during the fall election

12 High schools represented



80,000+

I VOTED stickers distributed!



Ballots from Other Locations

✓ **3,680** Ballots from other Colorado counties

✓ **44 out of 64** Counties represented

Voters can return ballots to any county clerk in Colorado!



2,634

Mail ballot envelopes cured
89% cured using TXT2Cure!

Cured means a voter had to fix a missing signature or signature discrepancy issue to have their mail ballot counted.

396,690

Ballot Pages Scanned*



106 Miles



19 Mount Everests

* Because of a two-card ballot, some voters only return one card.

Road Trip!

Bipartisan election judge teams drove more than 3,120 miles picking up ballots from drop boxes around the county.



Ballot Storage

It takes **300 boxes** to store all the ballots with an approximate total weight of **12,000 lbs** - about the size of an African elephant!

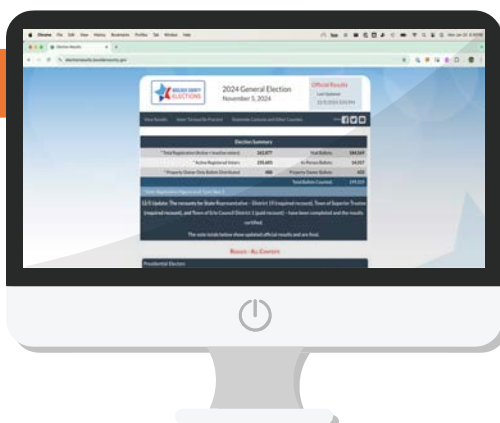
VOTER COMMUNICATION | ENGAGEMENT & EDUCATION

Elections Website

161,246 Total Views
Sept. 1 - Nov. 5

28,315 Election Day Views
Nov. 5

BoulderCountyVotes.gov



The election results page was the most popular page on the entire Boulder County website in post-election period from 11/5 - 11/14, with over **50,000 views**.



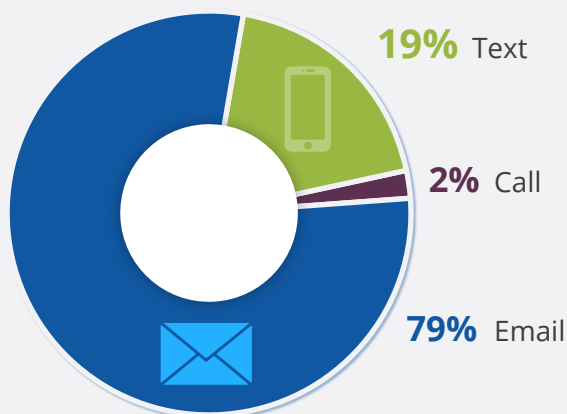
Colorado ballottrax

144,534

Registered
BallotTrax Users

Representing about **61%** of
active registered voters!

How do people choose to get
their BallotTrax notifications?



Update your voter registration with an email address to get BallotTrax messages in the future!

Ballot Processing Center Tours



Record number of tours held this fall!

We hosted **29 tours** of the Ballot Processing Center, bringing more than **450 people** through the facility, including more than **150 youth**.

Voter Email Program*

Emails to voters with helpful election info & deadlines

 **497,058**
Total individual emails sent

 **297,285**
Total unique opens

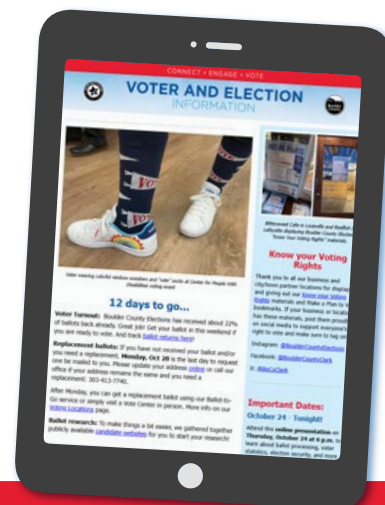
 **61%**
Average open rate

 **6**
Action emails sent

 **32,479**
Unique clicks on links
Top links included:

- #1 Updating Voter Registration
- #2 Candidate & Ballot Issues
- #3 Event Information

* Statistics represent emails sent to active, eligible voters. Additional emails were sent to inactive voters and military and overseas voters.



To receive these emails, simply update your voter registration with an email address at **GoVoteColorado.gov**.

Email addresses are confidential and not part of the public record.

VOTER COMMUNICATION | ENGAGEMENT & EDUCATION

Community Engagement & More



3 Emails to high school voting liaisons with information on our student judge program, Ballot Processing Center tours, and more.



20+ Newsletter articles and blog posts drafted for city newsletters, county non-profit partners, CU students and staff, Front Range Community College, and Naropa.



For the General Election, Boulder County Elections engaged with voters out in the community:

1 Veterans event at the Longmont American Legion

1 Retirement Community Presentation

2 Events at the University of Colorado

3 Local library events

Event at University of Colorado



Retirement Community Presentation



4 Vote Early Day Events

Boulder County Elections hosted four Vote Early Day events on October 29:

- ✓ Intercambio in Longmont
- ✓ Avery Brewing in Gunbarrel
- ✓ Emergency Family Assistance Association in Boulder
- ✓ Association for Community Living in Longmont



In collaboration with the City of Boulder, we produced a new Spanish-language video on voting in Boulder County. Check out the video on our YouTube channel: [YouTube.com/BoulderCountyClerk](https://www.youtube.com/BoulderCountyClerk)



The Colorado Captain (AKA Captain America) visited our event at ACL in Longmont.

Know Your Voting Rights Campaign + Election Dates & Details Materials

25,000+

Posters & handouts distributed to locations throughout the county!

English

Spanish



VOTER COMMUNICATION | SOCIAL MEDIA

Instagram

 **36 Posts + 26 Stories**

 11,118 Post Reach

 508 Total Likes

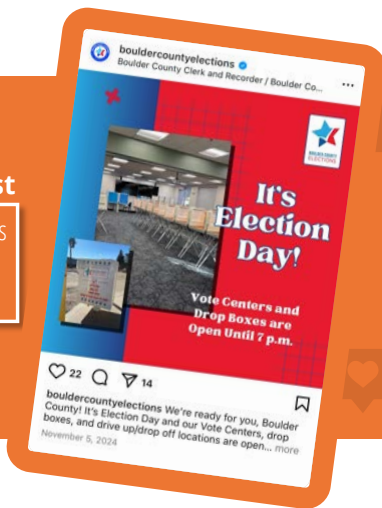
 1,649 Total Plays

 71 Total Shares



Featured Post

2,687 Impressions
22 Likes
14 Shares



Featured Post

2,158 Impressions
25 Engagements
4 Likes



52 Total Posts

22,555 Impressions

53 Reposts


472 Engagements



Facebook

 **44 Total Posts**

 19,991 Post Reach

 83 Shares

 581 Post Interactions


Featured Post

2,749 Reached
2,766 Impressions
18 Interactions
8 Shares



Featured Post

14,550 Impressions
30 Thanks
15 Replies



Nextdoor*



3 Total Posts


24,761 Impressions

42 "Thank" Counts

18 Comments



* NextDoor reporting period is Sept 1 – Nov 12



Boulder County aims to ensure all digital content and documents are accessible. While efforts have been made to maximize accessibility, some types of content have inherent technical limitations. For alternate formats or accommodations, please submit an [ADA Web Accommodation Request Form](#) or email ada@bouldercounty.gov, or call 303-441-1386. [View the county's accessibility statement.](#)