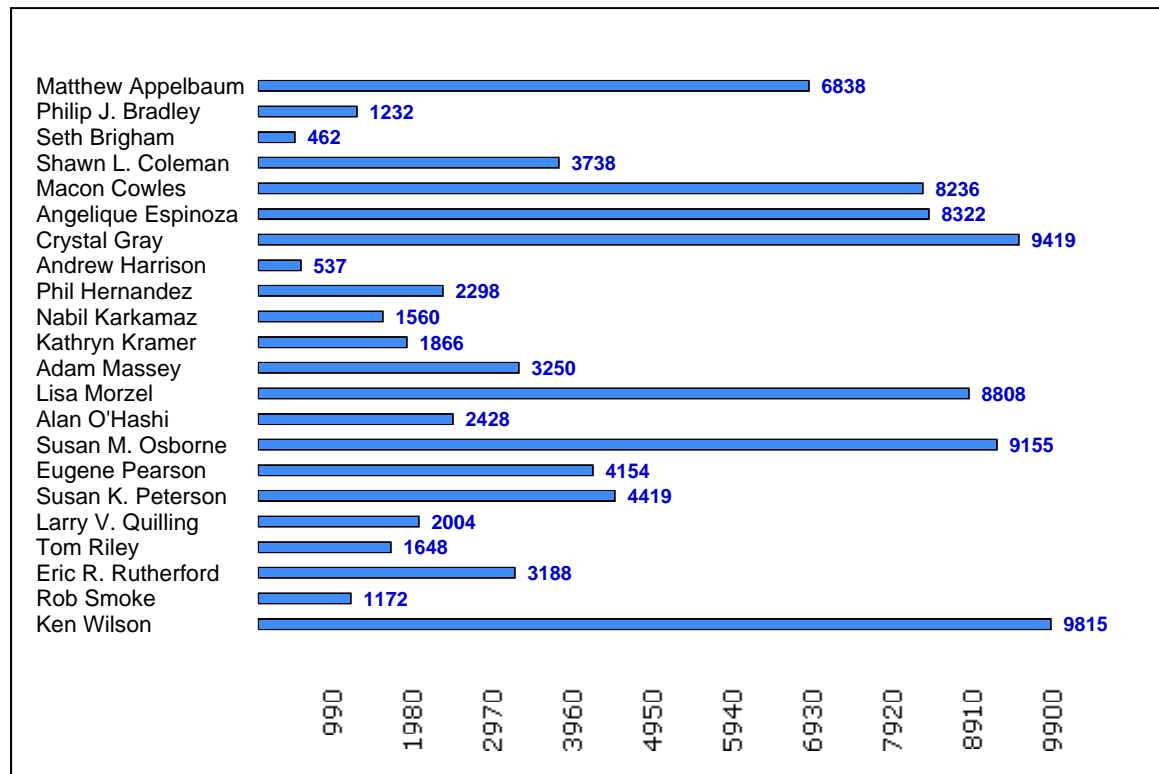


■ Elections Division

City of Boulder City Council - Top 7 Win

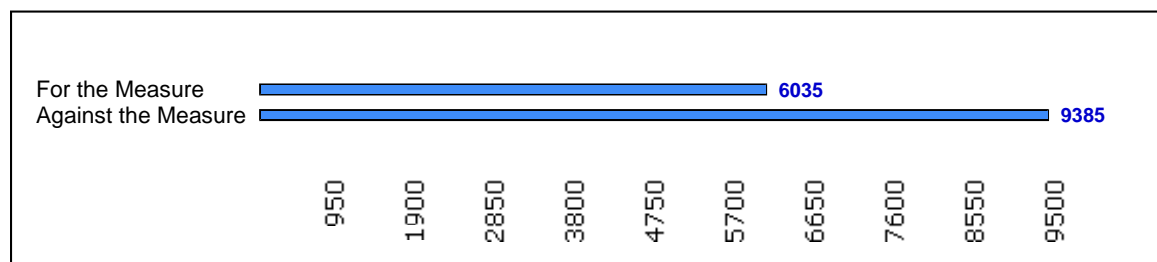


| | Vote Count | Percentage |
|---------------------------|------------|------------|
| Matthew Appelbaum | 6,838 | 7.2% |
| Philip J. Bradley | 1,232 | 1.3% |
| Seth Bringham | 462 | 0.5% |
| Shawn L. Coleman | 3,738 | 4% |
| Macon Cowles | 8,236 | 8.7% |
| Angelique Espinoza | 8,322 | 8.8% |
| Crystal Gray | 9,419 | 10% |
| Andrew Harrison | 537 | 0.6% |
| Phil Hernandez | 2,298 | 2.4% |
| Nabil Karkamaz | 1,560 | 1.6% |
| Kathryn Kramer | 1,866 | 2% |
| Adam Massey | 3,250 | 3.4% |
| Lisa Morzel | 8,808 | 9.3% |
| Alan O'Hashi | 2,428 | 2.6% |
| Susan M. Osborne | 9,155 | 9.7% |

| | | |
|--------------------------------|--------|-------|
| Eugene Pearson | 4,154 | 4.4% |
| Susan K. Peterson | 4,419 | 4.7% |
| Larry V. Quilling | 2,004 | 2.1% |
| Tom Riley | 1,648 | 1.7% |
| Eric R. Rutherford | 3,188 | 3.4% |
| Rob Smoke | 1,172 | 1.2% |
| Ken Wilson | 9,815 | 10.4% |
| Total Vote Count | 94,549 | |
| Total Registered Voters | 48,267 | |

Graphic presentation of turnout not available for this race


City of Boulder Question 2A - Permit City Lease Up to Forty Years



| | Vote Count | Percentage |
|--------------------------------|-------------------|-------------------|
| For the Measure | 6,035 | 39.1% |
| Against the Measure | 9,385 | 60.9% |
| Total Vote Count | 15,420 | |
| Total Registered Voters | 48,267 | |

48,267 total registered voters on this issue
(percentages based on eligible voters for this issue/race)

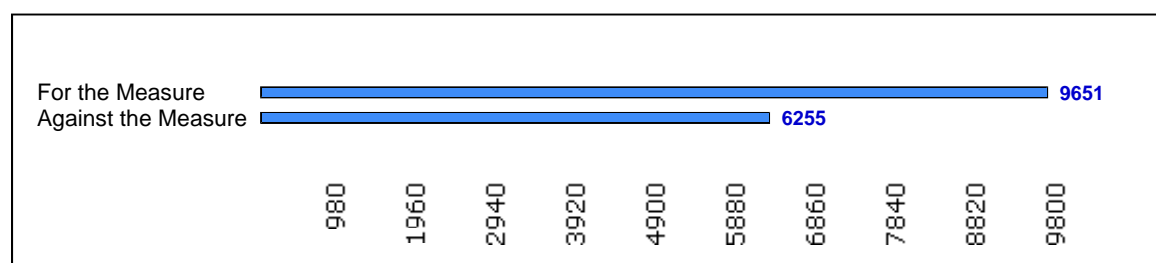
City of Boulder Question 2B - City Council Compensation



| | Vote Count | Percentage |
|--------------------------------|------------|------------|
| For the Measure | 8,112 | 49.8% |
| Against the Measure | 8,161 | 50.2% |
| Total Vote Count | 16,273 | |
| Total Registered Voters | 48,267 | |

48,267 total registered voters on this issue
(percentages based on eligible voters for this issue/race)

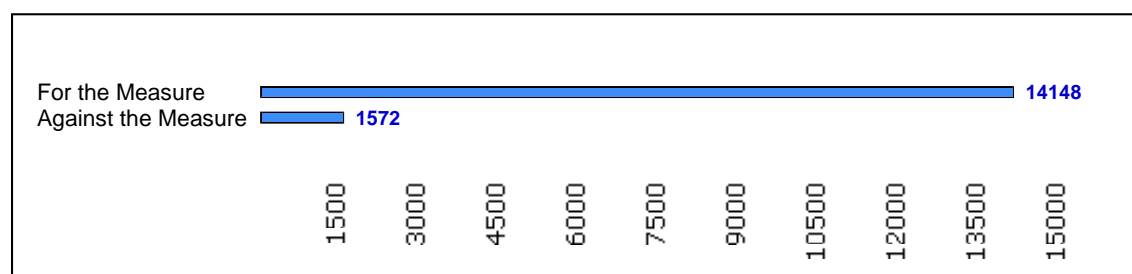
City of Boulder Question 2C - Clarifying Circumstances That Cause a City Council Vacancy



| | Vote Count | Percentage |
|--------------------------------|------------|------------|
| For the Measure | 9,651 | 60.7% |
| Against the Measure | 6,255 | 39.3% |
| Total Vote Count | 15,906 | |
| Total Registered Voters | 48,267 | |

48,267 total registered voters on this issue
(percentages based on eligible voters for this issue/race)

City of Boulder Question 2D - Filling City Council Vacancies



Vote Count Percentage

| | | |
|--------------------------------|--------|-----|
| For the Measure | 14,148 | 90% |
| Against the Measure | 1,572 | 10% |
| Total Vote Count | 15,720 | |
| Total Registered Voters | 48,267 | |

48,267 total registered voters on this issue
(percentages based on eligible voters for this issue/race)